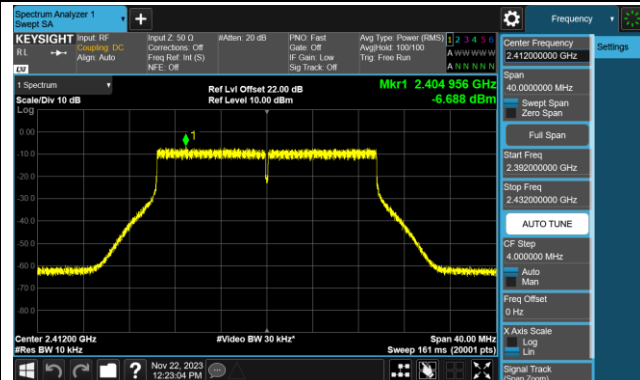
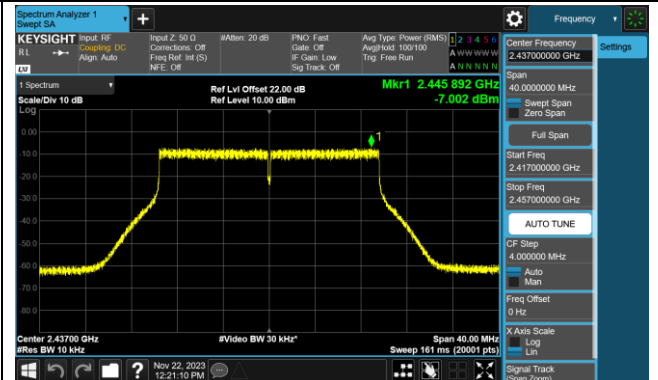


802.11ax-HE20 AVGPDS - Ant 1 - CDD Mode

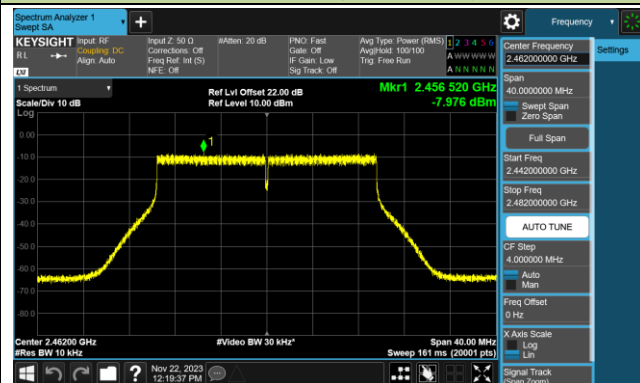
Channel 01 (2412MHz)



Channel 06 (2437MHz)

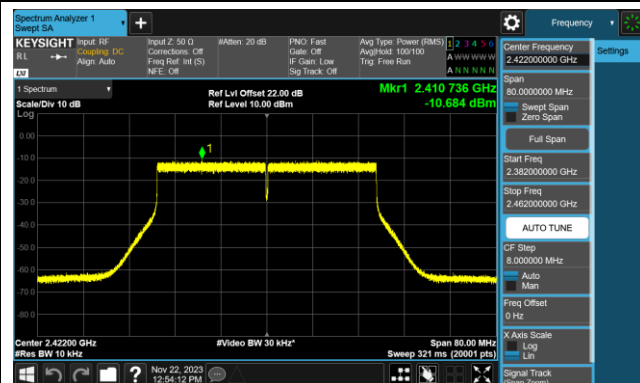


Channel 11 (2462MHz)

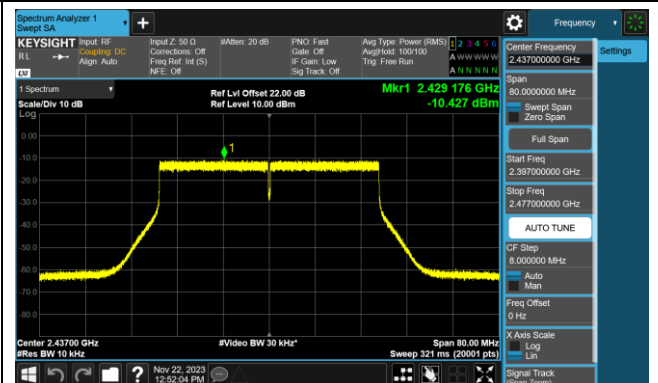


802.11ax-HE40 AVGPDS - Ant 1 - CDD Mode

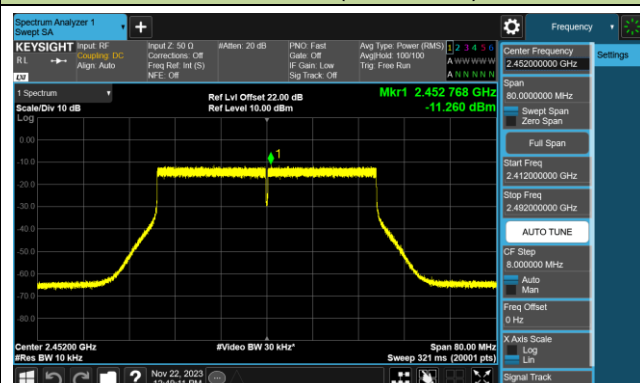
Channel 03 (2422MHz)



Channel 06 (2437MHz)

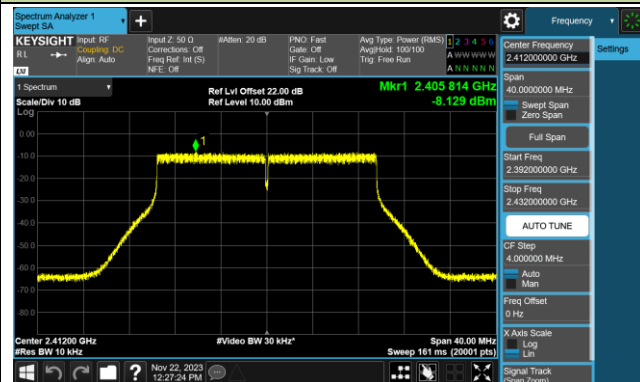


Channel 09 (2452MHz)

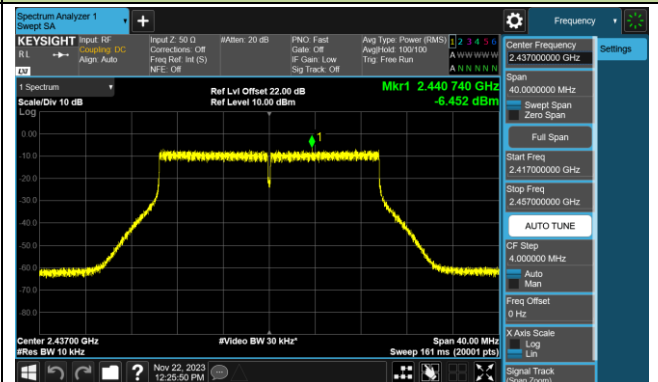


802.11be-EHT20 AVGPSPD - Ant 1 - CDD Mode

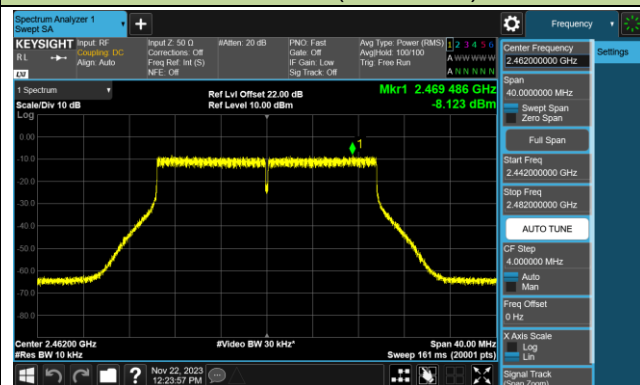
Channel 01 (2412MHz)



Channel 06 (2437MHz)

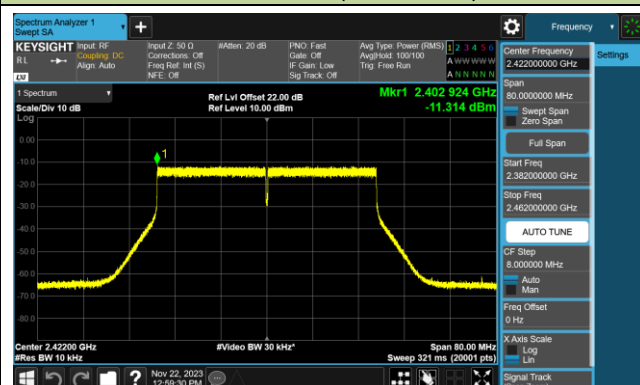


Channel 11 (2462MHz)

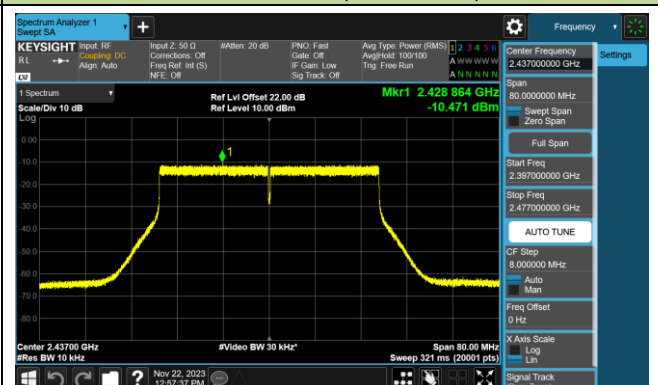


802.11be-EHT40 AVGPSPD - Ant 1 - CDD Mode

Channel 03 (2422MHz)



Channel 06 (2437MHz)

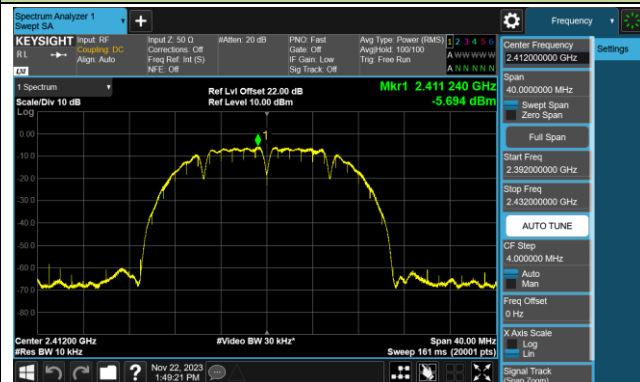


Channel 09 (2452MHz)

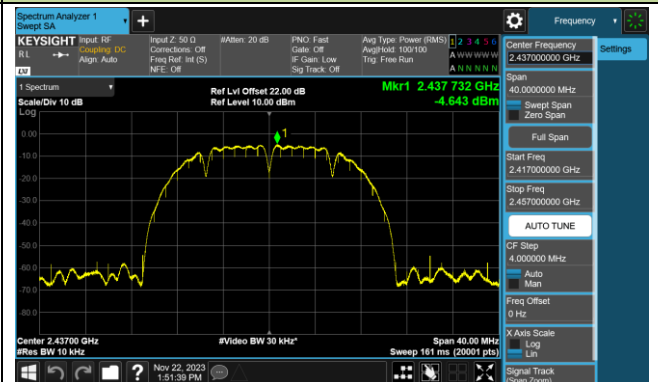


802.11b AVGPDS - Ant 2 - CDD Mode

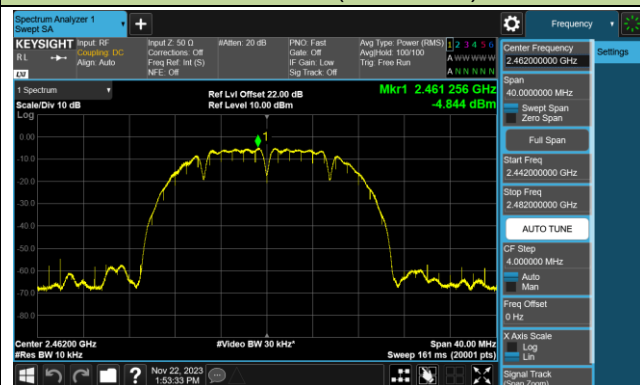
Channel 01 (2412MHz)



Channel 06 (2437MHz)

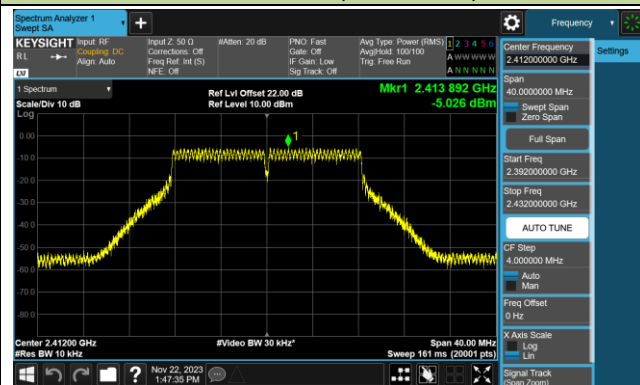


Channel 11 (2462MHz)

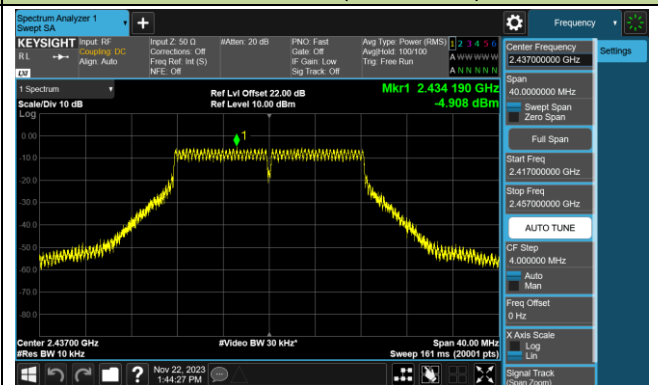


802.11g AVGPDS - Ant 2 - CDD Mode

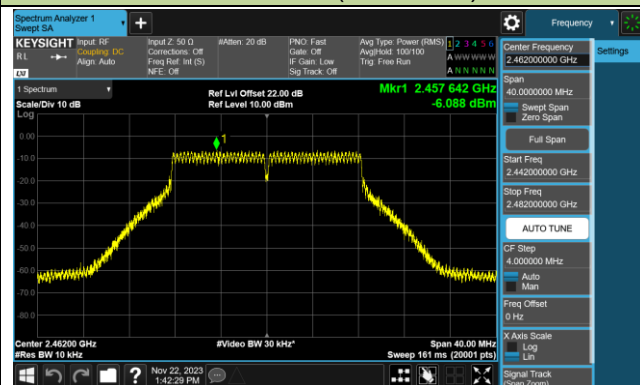
Channel 01 (2412MHz)



Channel 06 (2437MHz)

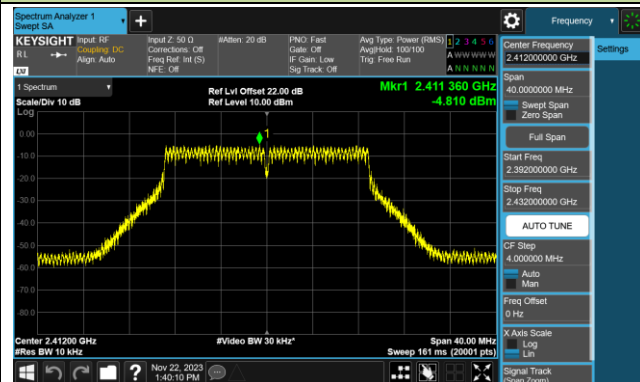


Channel 11 (2462MHz)

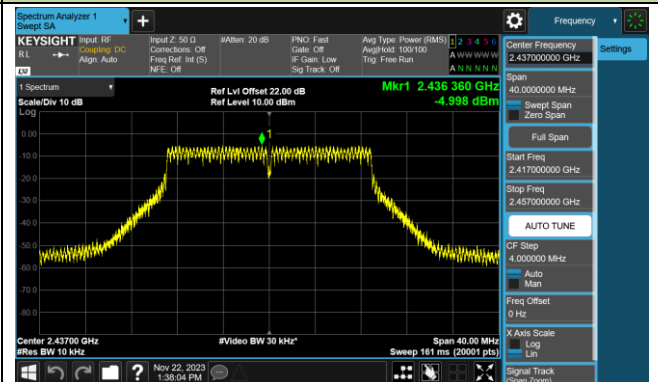


802.11n-HT20 AVGPDS - Ant 2 - CDD Mode

Channel 01 (2412MHz)



Channel 06 (2437MHz)

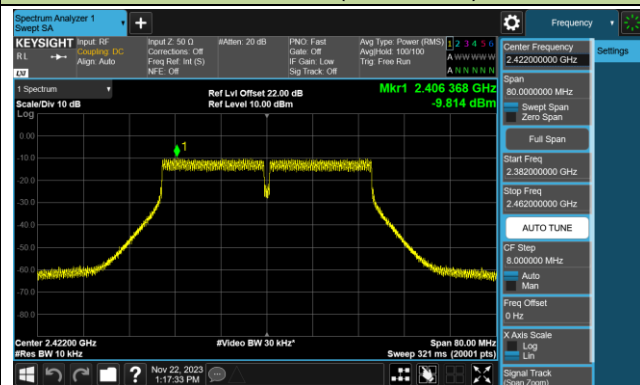


Channel 11 (2462MHz)

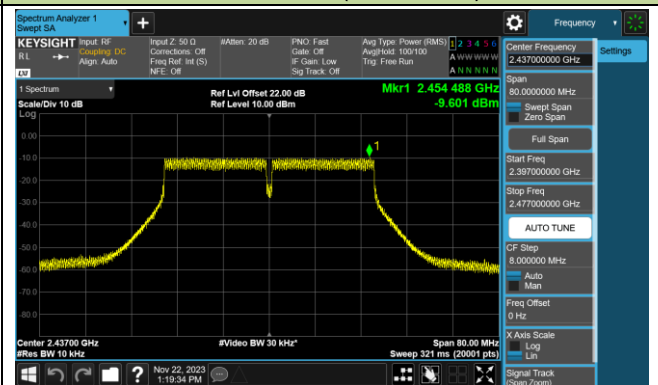


802.11n-HT40 AVGPDS - Ant 2 - CDD Mode

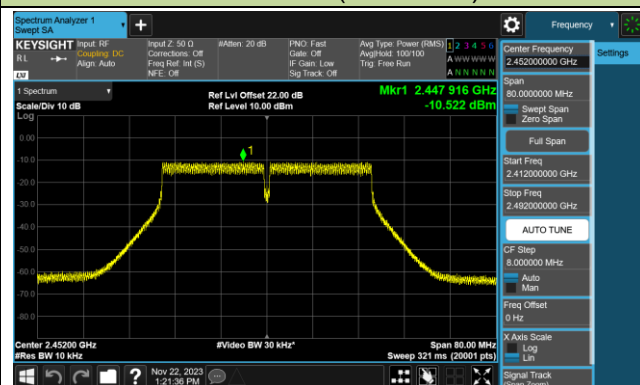
Channel 03 (2422MHz)



Channel 06 (2437MHz)

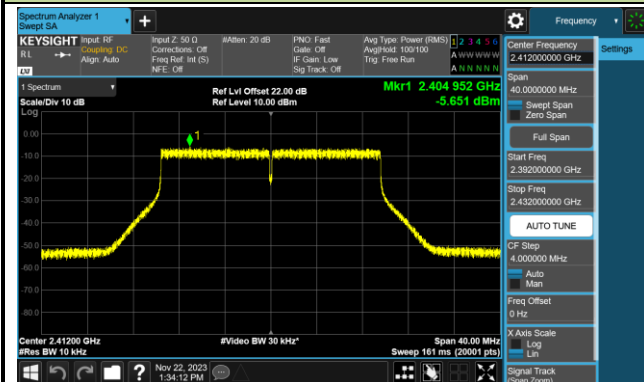


Channel 09 (2452MHz)

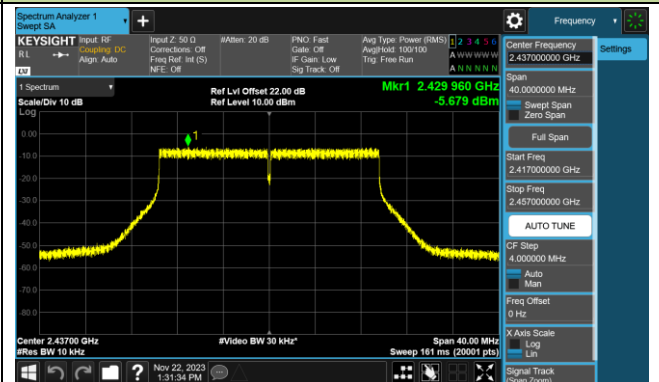


802.11ax-HE20 AVGPSD - Ant 2 - CDD Mode

Channel 01 (2412MHz)



Channel 06 (2437MHz)

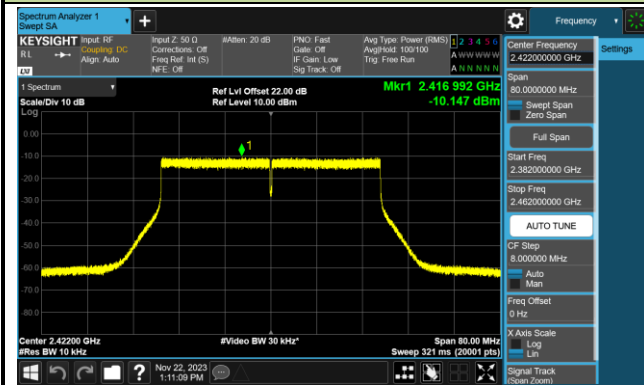


Channel 11 (2462MHz)

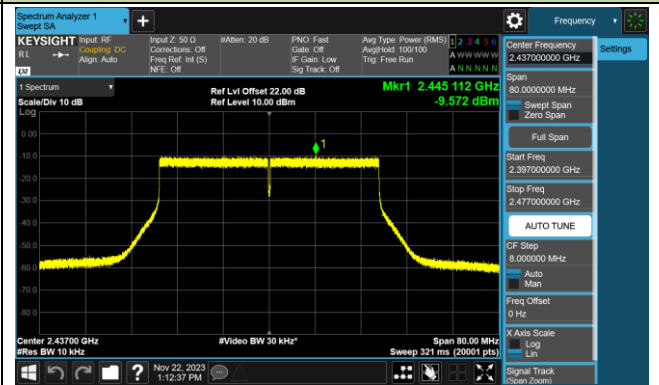


802.11ax-HE40 AVGPSD - Ant 2 - CDD Mode

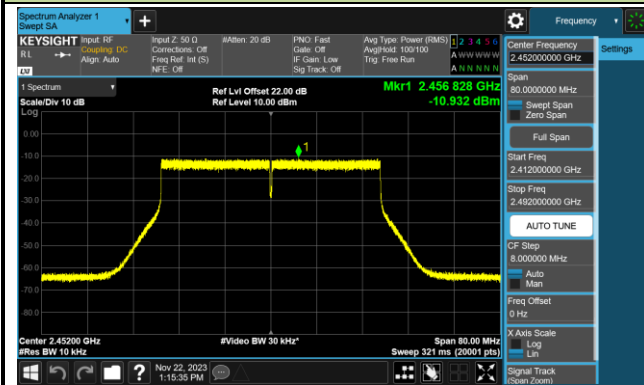
Channel 03 (2422MHz)



Channel 06 (2437MHz)

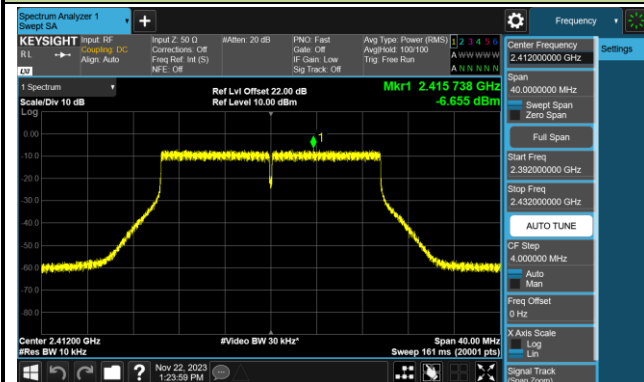


Channel 09 (2452MHz)

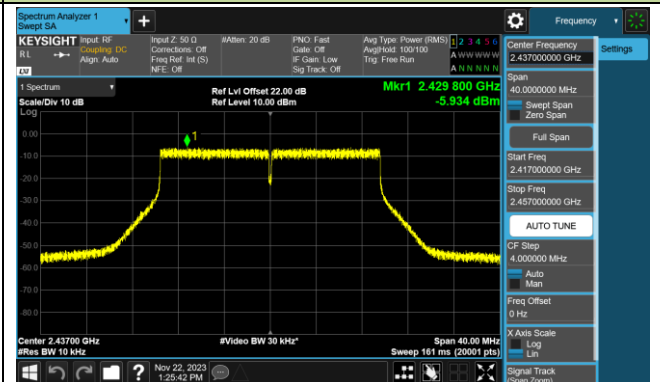


802.11be-EHTE20 AVGPSD - Ant 2 - CDD Mode

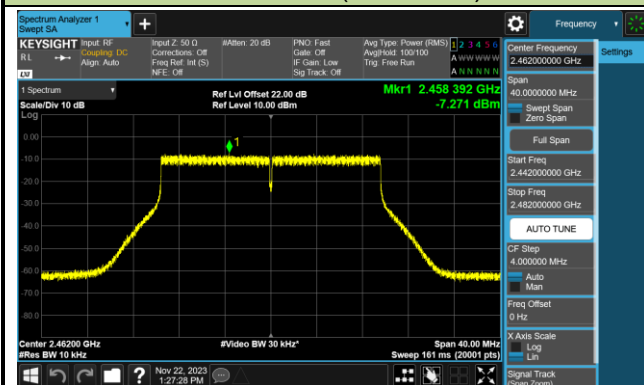
Channel 01 (2412MHz)



Channel 06 (2437MHz)

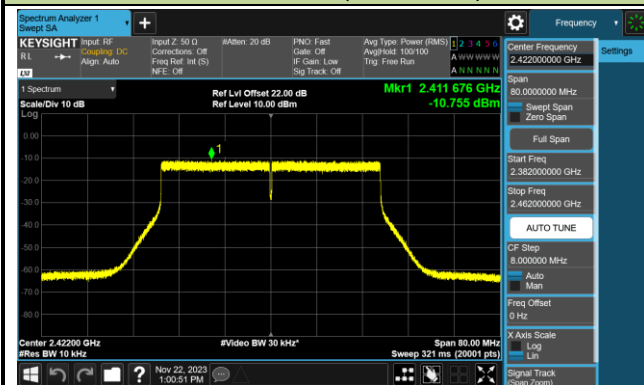


Channel 11 (2462MHz)

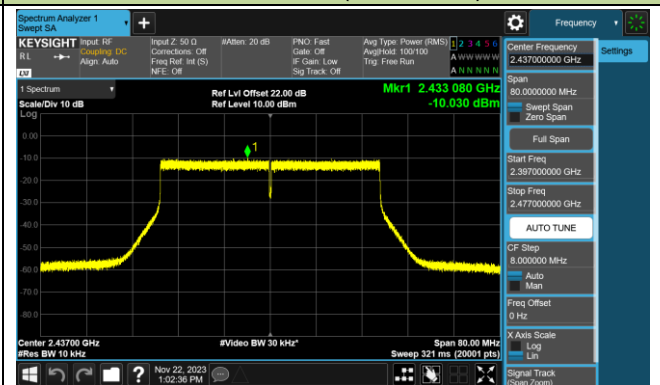


802.11be-EHT40 AVGPSD - Ant 2 - CDD Mode

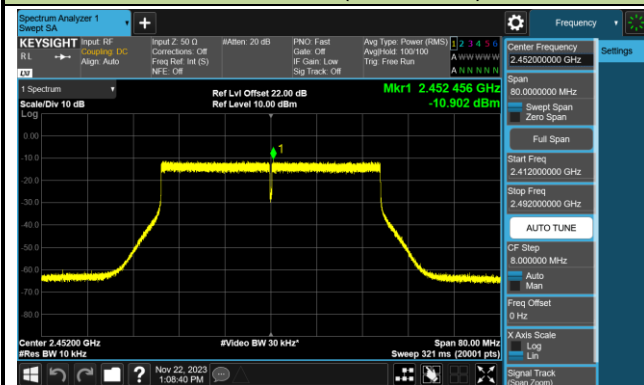
Channel 03 (2422MHz)



Channel 06 (2437MHz)

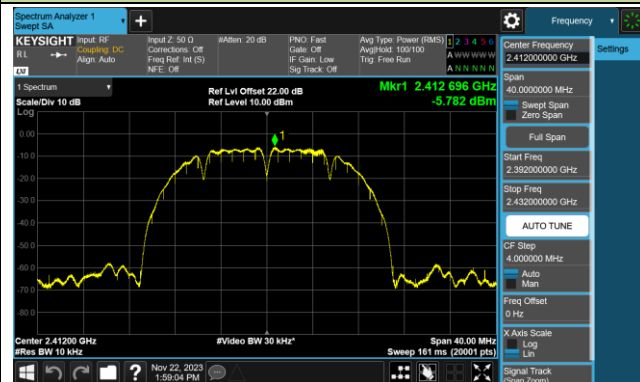


Channel 09 (2452MHz)

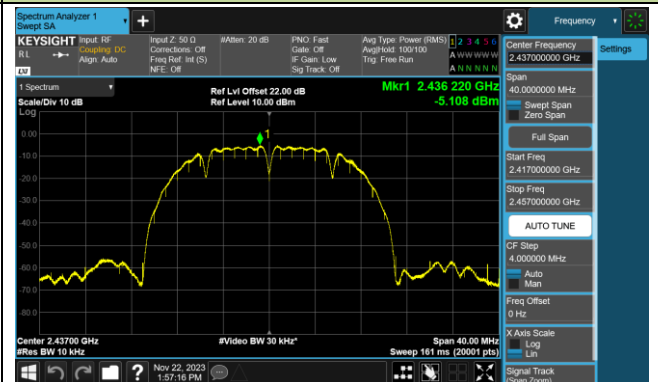


802.11b AVGPDS - Ant 3 - CDD Mode

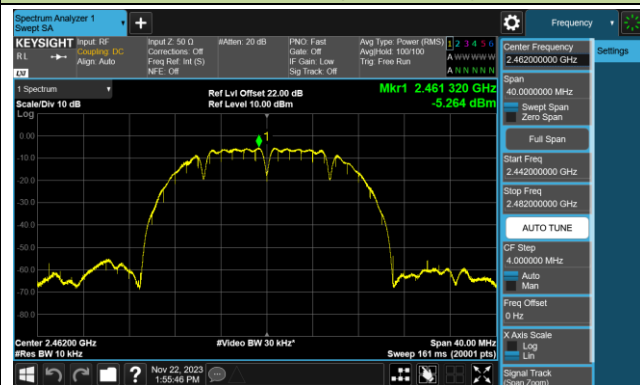
Channel 01 (2412MHz)



Channel 06 (2437MHz)



Channel 11 (2462MHz)

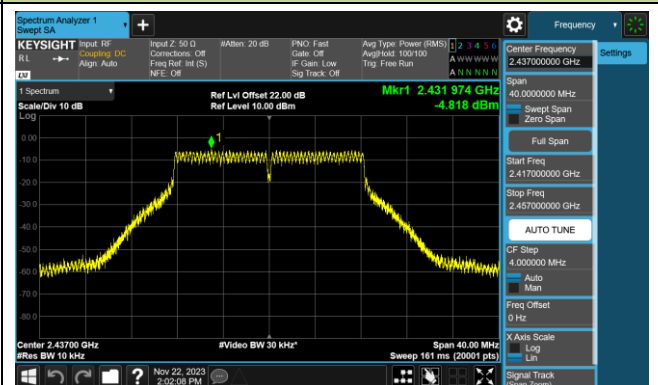


802.11g AVGPDS - Ant 3 - CDD Mode

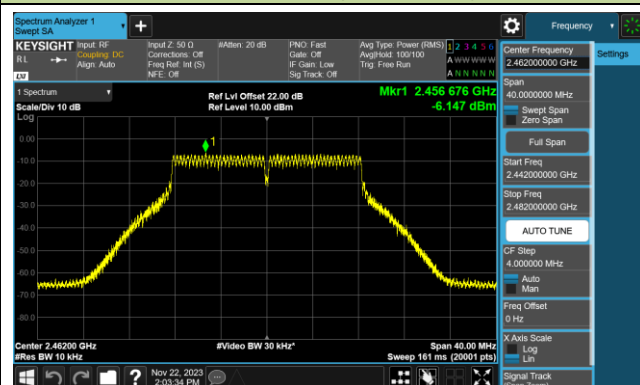
Channel 01 (2412MHz)



Channel 06 (2437MHz)

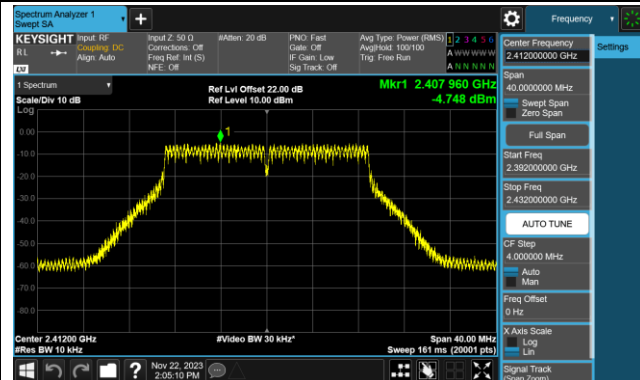


Channel 11 (2462MHz)

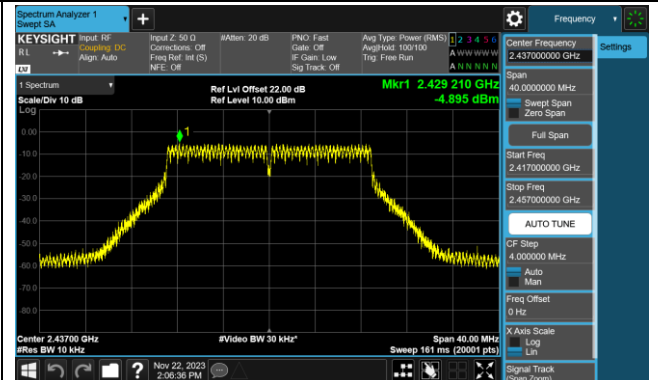


802.11n-HT20 AVGPDS - Ant 3 - CDD Mode

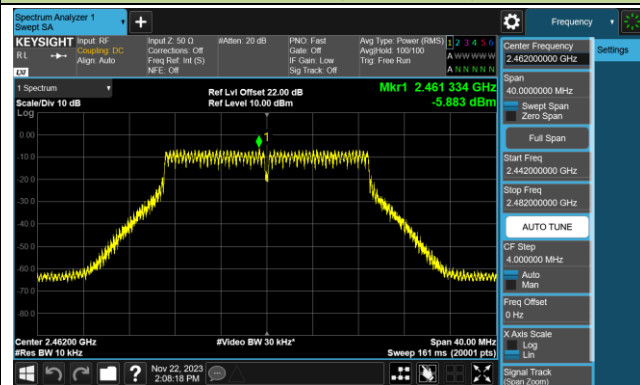
Channel 01 (2412MHz)



Channel 06 (2437MHz)

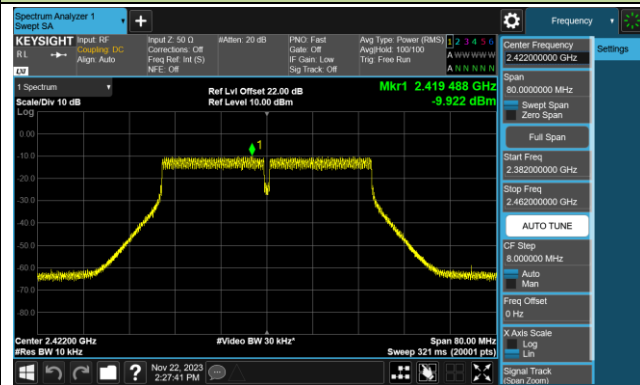


Channel 11 (2462MHz)

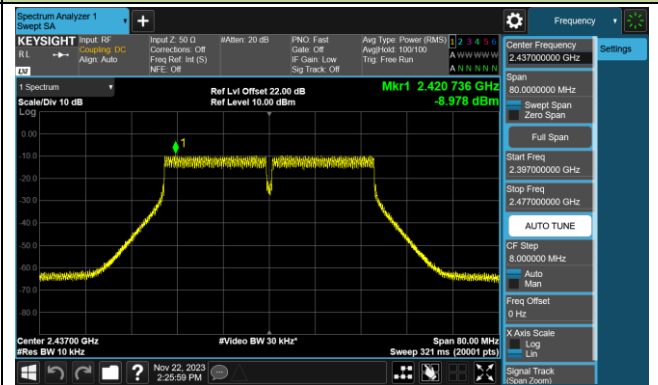


802.11n-HT40 AVGPDS - Ant 3 - CDD Mode

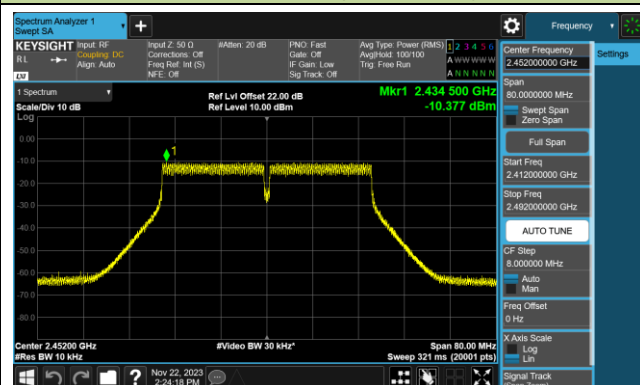
Channel 03 (2422MHz)



Channel 06 (2437MHz)

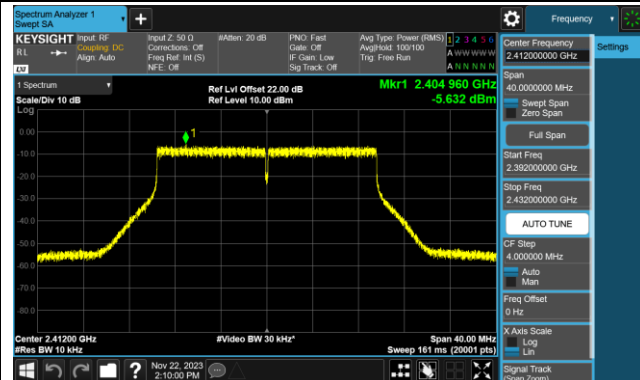


Channel 09 (2452MHz)

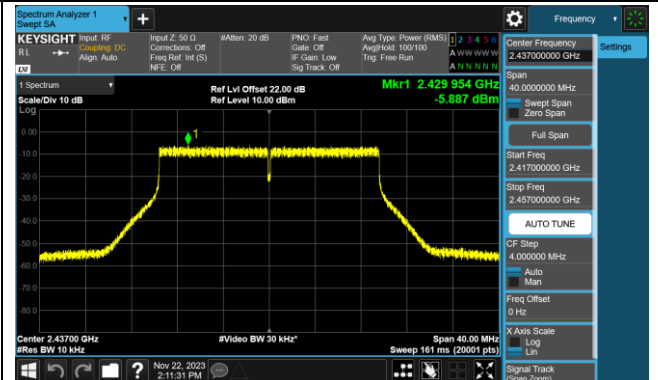


802.11ax-HE20 AVGPDS - Ant 3 - CDD Mode

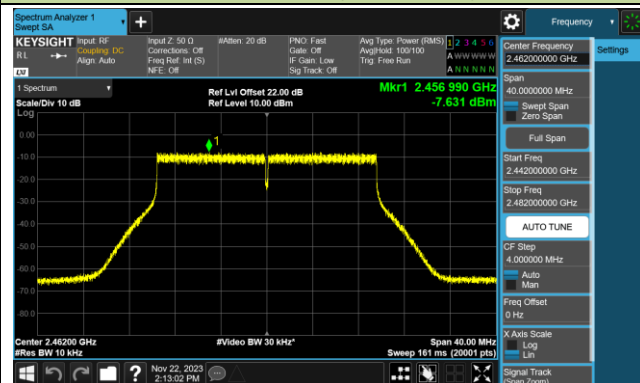
Channel 01 (2412MHz)



Channel 06 (2437MHz)

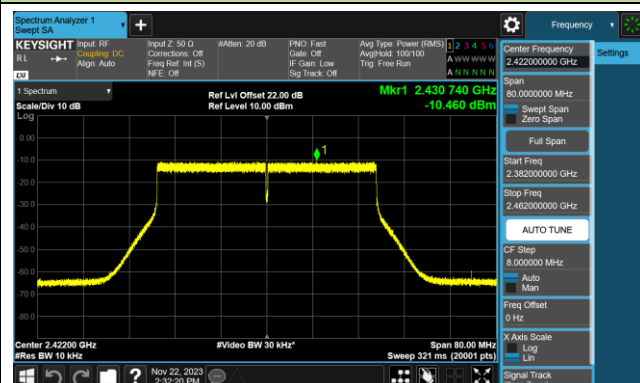


Channel 11 (2462MHz)

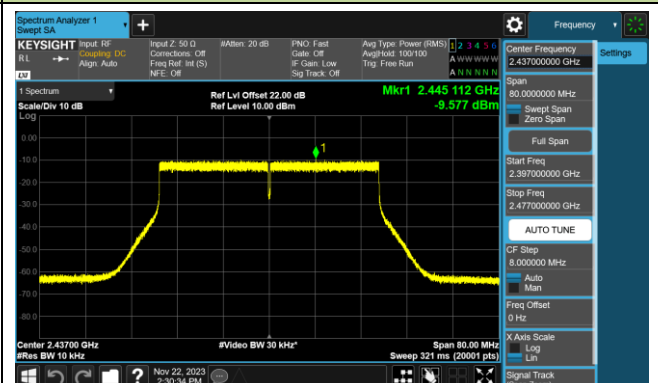


802.11ax-HE40 AVGPDS - Ant 3 - CDD Mode

Channel 03 (2422MHz)



Channel 06 (2437MHz)

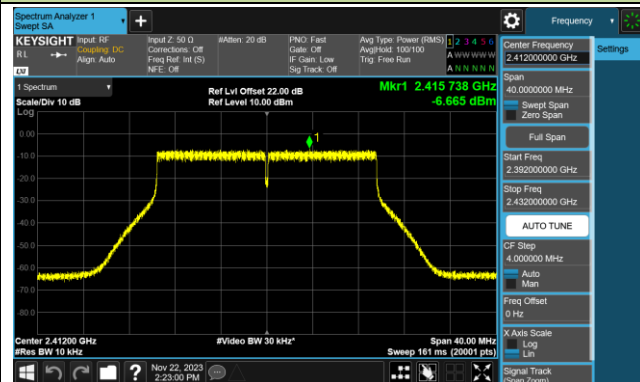


Channel 09 (2452MHz)

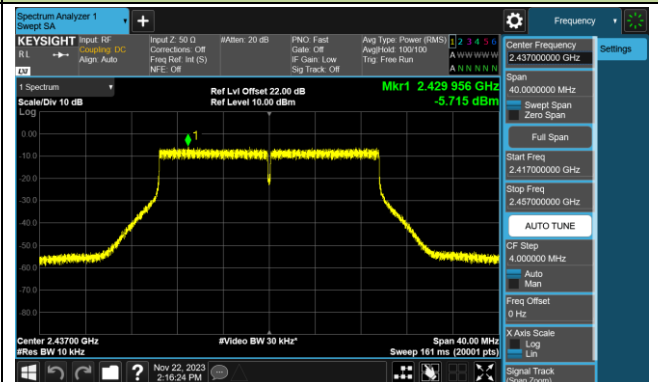


802.11be-EHT20 AVGPSPD - Ant 3 - CDD Mode

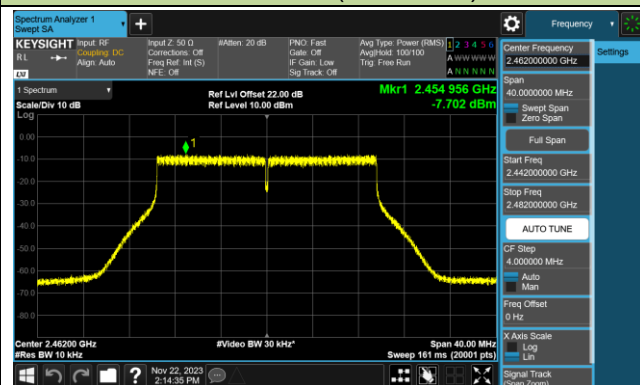
Channel 01 (2412MHz)



Channel 06 (2437MHz)

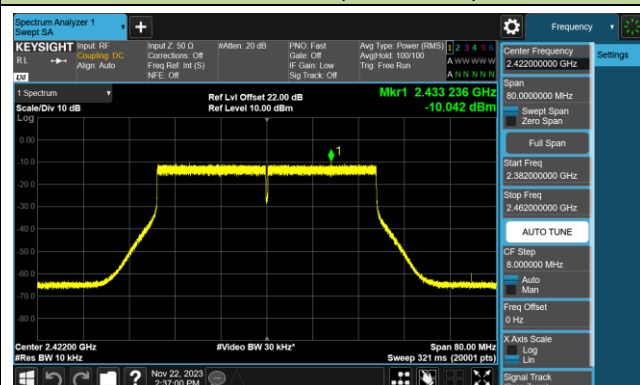


Channel 11 (2462MHz)

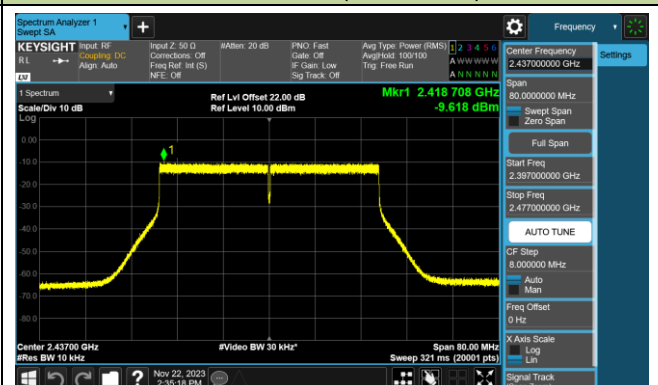


802.11be-EHT40 AVGPSPD - Ant 3 - CDD Mode

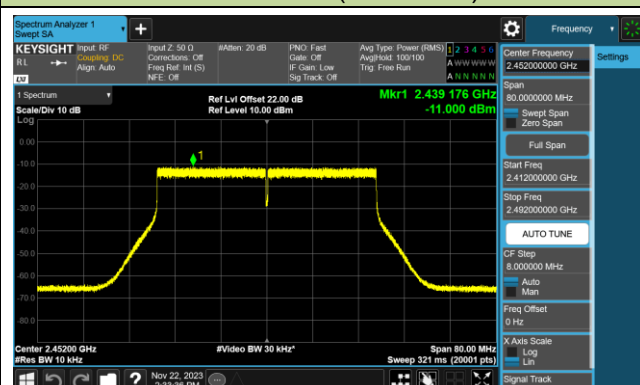
Channel 03 (2422MHz)



Channel 06 (2437MHz)



Channel 09 (2452MHz)



7.5. Conducted Band Edge and Out-of-Band Emissions

7.5.1. Test Limit

The limit for out-of-band spurious emissions at the band edge is 30dB below the fundamental emission level, as determined from the in-band power measurement of the DTS channel performed in a 100 kHz bandwidth per the PSD procedure.

7.5.2. Test Procedure Used

ANSI C63.10 Section 11.11

7.5.3. Test Setting

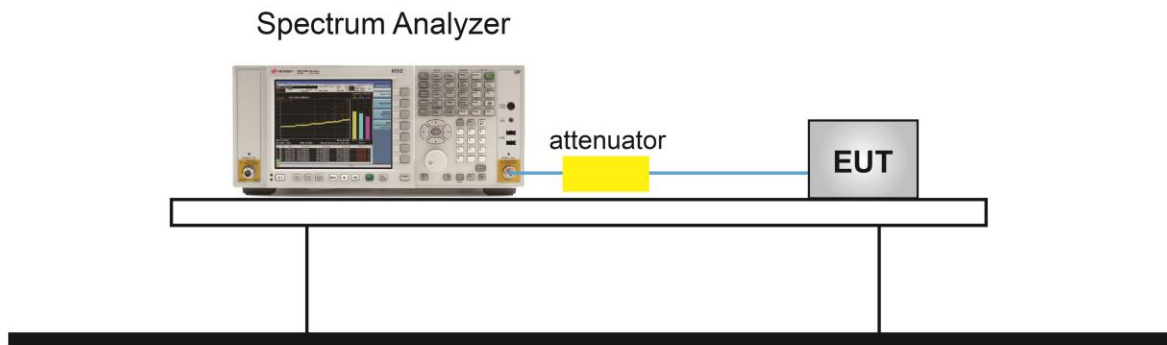
Reference level measurement

1. Set instrument center frequency to DTS channel center frequency
2. Set the span to ≥ 1.5 times the DTS bandwidth
3. Set the RBW = 100 kHz
4. Set the VBW $\geq 3 \times$ RBW
5. Detector = peak
6. Sweep time = auto couple
7. Trace mode = max hold
8. Allow trace to fully stabilize

Emission level measurement

1. Set the center frequency and span to encompass frequency range to be measured
2. RBW = 100kHz
3. VBW = 300kHz
4. Detector = Peak
5. Trace mode = max hold
6. Sweep time = auto couple
7. The trace was allowed to stabilize

7.5.4. Test Setup



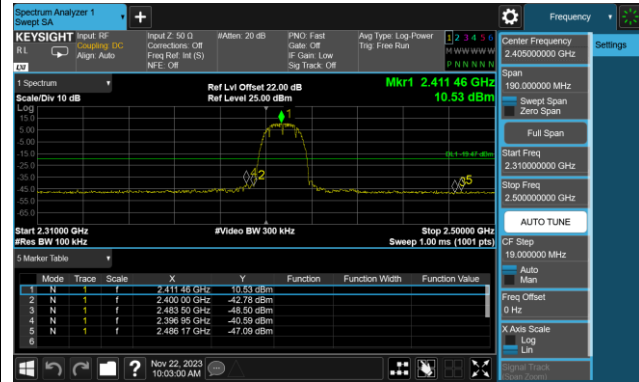
7.5.5. Test Result

Product	BE19000 Tri-Band Wi-Fi 7 Gaming Router	Temperature	25°C
Test Engineer	Xuan Yu	Relative Humidity	54%
Test Site	SR6	Test Date	2023/11/22~2023/12/14

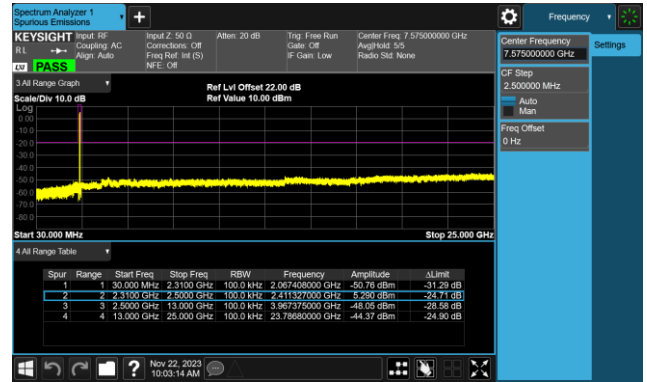
Test Mode	Data Rate / MCS	Channel No.	Frequency (MHz)	Limit (dBc)	Result
802.11b	1Mbps	01	2412	30	Pass
802.11b	1Mbps	06	2437	30	Pass
802.11b	1Mbps	11	2462	30	Pass
802.11g	6Mbps	01	2412	30	Pass
802.11g	6Mbps	06	2437	30	Pass
802.11g	6Mbps	11	2462	30	Pass
802.11n-HT20	MCS0	01	2412	30	Pass
802.11n-HT20	MCS0	06	2437	30	Pass
802.11n-HT20	MCS0	11	2462	30	Pass
802.11n-HT40	MCS0	03	2422	30	Pass
802.11n-HT40	MCS0	06	2437	30	Pass
802.11n-HT40	MCS0	09	2452	30	Pass
802.11ax-HE20	MCS0	01	2412	30	Pass
802.11ax-HE20	MCS0	06	2437	30	Pass
802.11ax-HE20	MCS0	11	2462	30	Pass
802.11ax-HE40	MCS0	03	2422	30	Pass
802.11ax-HE40	MCS0	06	2437	30	Pass
802.11ax-HE40	MCS0	09	2452	30	Pass
802.11be-EHT20	MCS0	01	2412	30	Pass
802.11be-EHT20	MCS0	06	2437	30	Pass
802.11be-EHT20	MCS0	11	2462	30	Pass
802.11be-EHT40	MCS0	03	2422	30	Pass
802.11be-EHT40	MCS0	06	2437	30	Pass
802.11be-EHT40	MCS0	09	2452	30	Pass

Ant 0

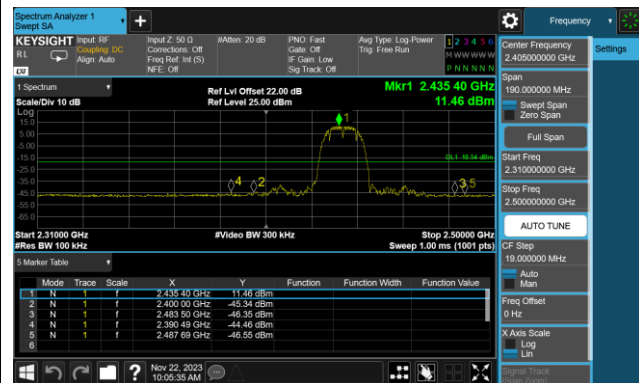
802.11 b CH01 (2412MHz)



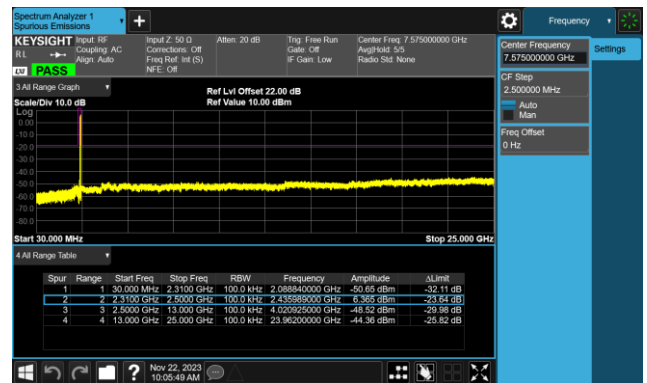
802.11 b CH01 (2412MHz)



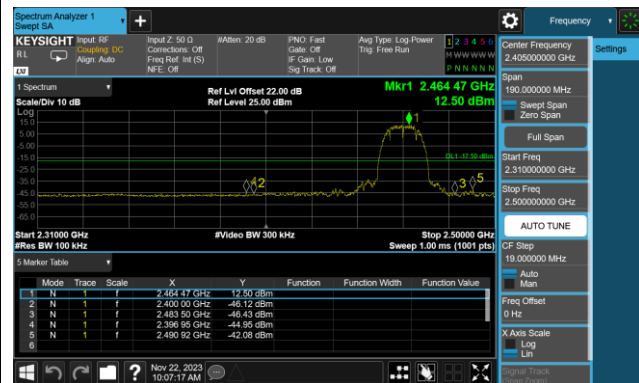
802.11 b CH06 (2437MHz)



802.11 b CH06 (2437MHz)



802.11 b CH11 (2462MHz)



802.11 b CH11 (2462MHz)

