

**CFR 47 FCC PART 15 SUBPART E
ISED RSS-247 Issue 3**

TEST REPORT

For

AX5400 Wall Plate Wi-Fi 6 Extender

MODEL NUMBER: EAP673-Extender

REPORT NUMBER: 4791358424-1-RF-2

ISSUE DATE: September 25, 2024

**FCC ID: 2BCGWEAP673EXTR
IC: 31152-EAP673EXTR**

Prepared for

**TP-LINK CORPORATION PTE. LTD.
7 Temasek Boulevard #29-03 Suntec Tower One, Singapore 038987**

Prepared by

UL Verification Services (Guangzhou) Co., Ltd, Song Shan Lake Branch

Building 10, Innovation Technology Park, No. 1, Li Bin Road, Song Shan Lake Hi-Tech Development Zone Dongguan, 523808, People's Republic of China

**Tel: +86 769 22038881
Fax: +86 769 33244054
Website: www.ul.com**

The results reported herein have been performed in accordance with the laboratory's terms of accreditation. This report shall not be reproduced except in full without the written approval of the Laboratory. The results in this report apply to the test sample(s) mentioned above at the time of the testing period only and are not to be used to indicate applicability to other similar products.

Revision History

Rev.	Issue Date	Revisions	Revised By
V0	September 25, 2024	Initial Issue	

Summary of Test Results

Test Item	Clause	Limit/Requirement	Result
ON TIME AND DUTY CYCLE	ANSI C63.10-2013, Clause 12.2	None; for reporting purposes only.	Pass
6dB AND 26dB EMISSION BANDWIDTH AND 99% OCCUPIED BANDWIDTH	KDB 789033 D02 v02r01 Section C.1	FCC Part 15.407 (a)/(e), RSS-247 Issue 3, Clause 6.2.1.2 RSS-Gen Clause 6.7	Pass
CONDUCTED OUTPUT POWER	KDB 789033 D02 v02r01 Section E.3.a (Method PM)/KDB 789033 D02 v02r01 Section E.3.a (Method PM) Section E.2.d (Method SA-2)	FCC 15.407 (a) RSS-247 Clause 6.2	Pass
POWER SPECTRAL DENSITY	KDB 789033 D02 v02r01 Section F	FCC 15.407 (a) RSS-247 Clause 6.2	Pass
AC Power Line Conducted Emission	ANSI C63.10-2013, Clause 6.2.	FCC 15.207 RSS-GEN Clause 8.8	Pass
Radiated Emissions and Band Edge Measurement	KDB 789033 D02 v02r01 Section G.3, G.4, G.5, and G.6	FCC 15.407 (b) FCC 15.209 FCC 15.205 RSS-247 Clause 6.2 RSS-GEN Clause 8.9	Pass
Antenna Requirement	N/A	FCC 47 CFR Part 15.203/ 15.407(a)(1) (2), RSS-Gen Issue 5, Clause 6.8	Pass

Note:

1. N/A: In this whole report not applicable.

*This test report is only published to and used by the applicant, and it is not for evidence purpose in China.

*The measurement result for the sample received is <Pass> according to <CFR 47 FCC PART 15 SUBPART E ISED RSS-247 Issue 3> when <Simple Acceptance> decision rule is applied.

CONTENTS

1. ATTESTATION OF TEST RESULTS.....	6
2. TEST METHODOLOGY.....	7
3. FACILITIES AND ACCREDITATION.....	7
4. CALIBRATION AND UNCERTAINTY	8
4.1. <i>MEASURING INSTRUMENT CALIBRATION</i>	<i>8</i>
4.2. <i>MEASUREMENT UNCERTAINTY.....</i>	<i>8</i>
5. EQUIPMENT UNDER TEST	9
5.1. <i>DESCRIPTION OF EUT</i>	<i>9</i>
5.2. <i>CHANNEL LIST</i>	<i>10</i>
5.3. <i>MAXIMUM POWER.....</i>	<i>11</i>
5.4. <i>TEST CHANNEL CONFIGURATION.....</i>	<i>12</i>
5.5. <i>THE WORSE CASE POWER SETTING PARAMETER.....</i>	<i>14</i>
5.6. <i>WORSE CASE CONFIGURATIONS.....</i>	<i>16</i>
5.7. <i>DESCRIPTION OF AVAILABLE ANTENNAS</i>	<i>18</i>
5.8. <i>DESCRIPTION OF TEST SETUP.....</i>	<i>20</i>
6. MEASURING EQUIPMENT AND SOFTWARE USED.....	21
7. ANTENNA PORT TEST RESULTS	24
7.1. <i>ON TIME AND DUTY CYCLE.....</i>	<i>24</i>
7.2. <i>6DB AND 26DB EMISSION BANDWIDTH AND 99% OCCUPIED BANDWIDTH ...</i>	<i>25</i>
7.3. <i>CONDUCTED OUTPUT POWER.....</i>	<i>27</i>
7.4. <i>POWER SPECTRAL DENSITY.....</i>	<i>30</i>
8. RADIATED TEST RESULTS.....	32
8.1. <i>RESTRICTED BANDEDGE.....</i>	<i>41</i>
8.2. <i>SPURIOUS EMISSIONS(1 GHZ~7 GHZ)</i>	<i>132</i>
8.3. <i>SPURIOUS EMISSIONS(7 GHZ~18 GHZ)</i>	<i>156</i>
8.4. <i>SPURIOUS EMISSIONS(9 KHZ~30 MHZ)</i>	<i>292</i>
8.5. <i>SPURIOUS EMISSIONS(18 GHZ~26 GHZ)</i>	<i>295</i>
8.6. <i>SPURIOUS EMISSIONS(26 GHZ~40 GHZ)</i>	<i>297</i>
8.7. <i>SPURIOUS EMISSIONS(30 MHZ~1 GHZ).....</i>	<i>299</i>
8.8. <i>SPURIOUS EMISSIONS FOR SIMULTANEOUS TRANSMISSION</i>	<i>301</i>
9. AC POWER LINE CONDUCTED EMISSION	307

10.	ANTENNA REQUIREMENT	311
11.	TEST DATA for FCC.....	312
11.1.	<i>APPENDIX A1: EMISSION BANDWIDTH.....</i>	<i>312</i>
11.1.1.	Test Result.....	312
11.1.2.	Test Graphs	317
11.2.	<i>APPENDIX B1: OCCUPIED CHANNEL BANDWIDTH.....</i>	<i>408</i>
11.2.1.	Test Result.....	408
11.2.2.	Test Graphs	413
11.3.	<i>APPENDIX C1: MIN EMISSION BANDWIDTH</i>	<i>505</i>
11.3.1.	Test Result.....	505
11.3.2.	Test Graphs	507
11.4.	<i>APPENDIX D1: MAXIMUM CONDUCTED OUTPUT POWER.....</i>	<i>527</i>
11.4.1.	Test Result.....	527
11.4.2.	Test Graphs	533
11.5.	<i>APPENDIX E1: MAXIMUM POWER SPECTRAL DENSITY</i>	<i>539</i>
11.5.1.	Test Result.....	539
11.5.2.	Test Graphs	545
11.6.	<i>APPENDIX F1: DUTY CYCLE</i>	<i>639</i>
11.6.1.	Test Result.....	639
11.6.2.	Test Graphs	640
12.	TEST DATA for ISED.....	643
12.1.	<i>APPENDIX A2: EMISSION BANDWIDTH.....</i>	<i>643</i>
12.1.1.	Test Result.....	643
12.1.2.	Test Graphs	648
12.2.	<i>APPENDIX B2: OCCUPIED CHANNEL BANDWIDTH.....</i>	<i>739</i>
12.2.1.	Test Result.....	739
12.2.2.	Test Graphs	744
12.3.	<i>APPENDIX C2: MIN EMISSION BANDWIDTH</i>	<i>835</i>
12.3.1.	Test Result.....	835
12.3.2.	Test Graphs	837
12.4.	<i>APPENDIX D2: MAXIMUM CONDUCTED OUTPUT POWER.....</i>	<i>857</i>
12.4.1.	Test Result.....	857
12.4.2.	Test Graphs	863
12.5.	<i>APPENDIX E2: MAXIMUM POWER SPECTRAL DENSITY</i>	<i>869</i>
12.5.1.	Test Result.....	869
12.5.2.	Test Graphs	875
12.6.	<i>APPENDIX F2: DUTY CYCLE</i>	<i>969</i>
12.6.1.	Test Result.....	969
12.6.2.	Test Graphs	970

1. ATTESTATION OF TEST RESULTS

Applicant Information

Company Name: TP-LINK CORPORATION PTE. LTD.
Address: 7 Temasek Boulevard #29-03 Suntec Tower One, Singapore 038987

Manufacturer Information

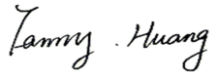
Company Name: TP-LINK CORPORATION PTE. LTD.
Address: 7 Temasek Boulevard #29-03 Suntec Tower One, Singapore 038987

EUT Information

EUT Name: AX5400 Wall Plate Wi-Fi 6 Extender
Model: EAP673-Extender
Brand: tp-link
Sample Received Date: June 7, 2024
Sample Status: Normal
Sample ID: 7328379
Date of Tested: August 7, 2024 to September 25, 2024

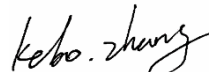
APPLICABLE STANDARDS	
STANDARD	TEST RESULTS
CFR 47 FCC PART 15 SUBPART E ISED RSS-247 Issue 3	Pass

Prepared By:



Fanny Huang
Engineer Project Associate

Checked By:



Kebo Zhang
Senior Project Engineer

Approved By:



Stephen Guo
Operations Manager

2. TEST METHODOLOGY

All tests were performed in accordance with the standard CFR 47 FCC PART 15 SUBPART E ISED RSS-247 Issue 3, ANSI C63.10-2013, CFR 47 FCC Part 2, KDB 789033 D02 v02r01, RSS-GEN Issue 5, KDB 414788 D01 Radiated Test Site v01r01, KDB 662911 D01 Multiple Transmitter Output v02r01.

3. FACILITIES AND ACCREDITATION

Accreditation Certificate	<p>A2LA (Certificate No.: 4102.01) UL Verification Services (Guangzhou) Co., Ltd. Song Shan Lake Branch. has been assessed and proved to be in compliance with A2LA.</p> <p>FCC (FCC Designation No.: CN1187) UL Verification Services (Guangzhou) Co., Ltd. Song Shan Lake Branch. Has been recognized to perform compliance testing on equipment subject to the Commission's Declaration of Conformity (DoC) and Certification rules</p> <p>ISED (Company No.: 21320) UL Verification Services (Guangzhou) Co., Ltd. Song Shan Lake Branch. has been registered and fully described in a report filed with ISED. The Company Number is 21320 and the test lab Conformity Assessment Body Identifier (CABID) is CN0046.</p> <p>VCCI (Registration No.: G-20192, C-20153, T-20155 and R-20202) UL Verification Services (Guangzhou) Co., Ltd. Song Shan Lake Branch. has been assessed and proved to be in compliance with VCCI, the Membership No. is 3793. Facility Name: Chamber D, the VCCI registration No. is G-20192 and R-20202 Shielding Room B, the VCCI registration No. is C-20153 and T-20155</p>
---------------------------	---

Note 1:

All tests measurement facilities use to collect the measurement data are located at Building 10, Innovation Technology Park, No. 1, Li Bin Road, Song Shan Lake Hi-Tech Development Zone Dongguan, 523808, People's Republic of China.

Note 2:

The test anechoic chamber in UL Verification Services (Guangzhou) Co., Ltd. Song Shan Lake Branch had been calibrated and compared to the open field sites and the test anechoic chamber is shown to be equivalent to or worst case from the open field site.

Note 3:

For below 30 MHz, lab had performed measurements at test anechoic chamber and comparing to measurements obtained on an open field site. And these measurements below 30 MHz had been correlated to measurements performed on an OFS.

4. CALIBRATION AND UNCERTAINTY

4.1. MEASURING INSTRUMENT CALIBRATION

The measuring equipment utilized to perform the tests documented in this report has been calibrated in accordance with the manufacturer's recommendations and is traceable to recognized national standards.

4.2. MEASUREMENT UNCERTAINTY

Where relevant, the following measurement uncertainty levels have been estimated for tests performed on the apparatus:

Test Item	Uncertainty
Conduction emission	3.62 dB
Radiated Emission (Included Fundamental Emission) (9 kHz ~ 30 MHz)	2.2 dB
Radiated Emission (Included Fundamental Emission) (30 MHz ~ 1 GHz)	4.00 dB
Radiated Emission (Included Fundamental Emission) (1 GHz to 40 GHz)	5.78 dB (1 GHz ~ 18 GHz)
	5.23 dB (18 GHz ~ 26 GHz)
	5.37 dB (26 GHz ~ 40 GHz)
Duty Cycle	±0.028%
Emission Bandwidth and 99% Occupied Bandwidth	±0.0196%
Maximum Conducted Output Power	±0.766 dB
Maximum Power Spectral Density Level	±1.22 dB
Frequency Stability	±2.76%
Dynamic Frequency Selection	±1.01 dB
Conducted Band-edge Compliance	±1.328 dB
Conducted Unwanted Emissions In Non-restricted Frequency Bands	±0.746 dB (9 kHz ~ 1 GHz)
	±1.328dB (1 GHz ~ 26 GHz)
Note: This uncertainty represents an expanded uncertainty expressed at approximately the 95% confidence level using a coverage factor of k=2.	

5. EQUIPMENT UNDER TEST

5.1. DESCRIPTION OF EUT

EUT Name/PMN	AX5400 Wall Plate Wi-Fi 6 Extender
Model/HVIN	EAP673-Extender
FVIN:	V1.0

Frequency Range:	5180 MHz to 5240 MHz 5260 MHz to 5320 MHz 5500 MHz to 5700 MHz 5745 MHz to 5825 MHz
DFS Operational mode:	Master & slave & mesh
Type of Modulation:	IEEE 802.11a: OFDM(64QAM, 16QAM, QPSK, BPSK) IEEE 802.11n: OFDM(64QAM, 16QAM, QPSK, BPSK) IEEE 802.11ac: OFDM(256QAM, 64QAM, 16QAM, QPSK, BPSK) IEEE 802.11ax: OFDMA(1024QAM,256QAM, 64QAM, 16QAM, QPSK, BPSK)
Radio Technology:	IEEE802.11a/n HT20/n HT40/ ac VHT20/ac VHT40/ac VHT80/ac VHT160/ ax HE20/ax HE40/ax HE80/ax HE160
Normal Test Voltage:	AC 120 V, 60 Hz
Power Supply:	100-240V~ 50/60Hz 0.5A

5.2. CHANNEL LIST

UNII-1 (For Bandwidth=20MHz)		UNII-1 (For Bandwidth=40MHz)		UNII-1 (For Bandwidth=80MHz)	
Channel	Frequency (MHz)	Channel	Frequency (MHz)	Channel	Frequency (MHz)
36	5180	38	5190	42	5210
40	5200	46	5230		
44	5220				
48	5240				

UNII-2A (For Bandwidth=20MHz)		UNII-2A (For Bandwidth=40MHz)		UNII-2A (For Bandwidth=80MHz)	
Channel	Frequency (MHz)	Channel	Frequency (MHz)	Channel	Frequency (MHz)
52	5260	54	5270	58	5290
56	5280	62	5310		
60	5300				
64	5320				

UNII-2A (For Bandwidth=160 MHz)	
Channel	Frequency (MHz)
50	5250

UNII-2C (For Bandwidth=20MHz)		UNII-2C (For Bandwidth=40MHz)		UNII-2C (For Bandwidth=80MHz)	
Channel	Frequency (MHz)	Channel	Frequency (MHz)	Channel	Frequency (MHz)
100	5500	102	5510	106	5530
104	5520	110	5550	122	*5610
108	5540	118	*5590	/	/
112	5560	126	*5630		
116	5580	134	5670		
120	*5600	/	/		
124	*5620				
128	*5640				
132	5660				
136	5680				
140	5700				
/	/				

UNII-2C (For Bandwidth=160 MHz)	
Channel	Frequency (MHz)
114	*5570

Note: All channels in the 5600-5650MHz band were not operational in Canada.

UNII-3 (For Bandwidth=20MHz)		UNII-3 (For Bandwidth=40MHz)		UNII-3 (For Bandwidth=80MHz)	
Channel	Frequency (MHz)	Channel	Frequency (MHz)	Channel	Frequency (MHz)
149	5745	151	5755	155	5775
153	5765	159	5795		
157	5785				
161	5805				
165	5825				

5.3. MAXIMUM POWER

IEEE Std. 802.11	Frequency (MHz)	Maximum Average Conducted Power (dBm)	Maximum Average EIRP (dBm)
a	5180 ~ 5825	28.25	30.25
n HT20		28.25	30.25
n HT40		28.30	30.30
ac VHT80		28.09	30.09
ac VHT160		23.42	25.42
ax HE20		28.80	30.80
ax HE40		28.49	30.49
ax HE80		27.29	29.29
ax HE160		23.56	25.56

5.4. TEST CHANNEL CONFIGURATION

UNII-1 Test Channel Configuration		
IEEE Std.	Test Channel Number	Frequency
802.11a	CH 36(Low Channel), CH 40(MID Channel), CH 48(High Channel)	5180 MHz, 5200 MHz, 5240 MHz
802.11n HT20	CH 36(Low Channel), CH 40(MID Channel), CH 48(High Channel)	5180 MHz, 5200 MHz, 5240 MHz
802.11n HT40	CH 38(Low Channel), CH 46(High Channel)	5190 MHz, 5230 MHz
802.11ac VHT80	CH 42(Low Channel)	5210 MHz
802.11ax HE20	CH 36(Low Channel), CH 40(MID Channel), CH 48(High Channel)	5180 MHz, 5200 MHz, 5240 MHz
802.11ax HE40	CH 38(Low Channel), CH 46(High Channel)	5190 MHz, 5230 MHz
802.11ax HE80	CH 42(Low Channel)	5210 MHz

UNII-2A Test Channel Configuration		
IEEE Std.	Test Channel Number	Frequency
802.11a	CH 52(Low Channel), CH 56(MID Channel), CH 64(High Channel)	5260 MHz, 5280 MHz, 5320 MHz
802.11n HT20	CH 52(Low Channel), CH 56(MID Channel), CH 64(High Channel)	5260 MHz, 5280 MHz, 5320 MHz
802.11n HT40	CH 54(Low Channel), CH 62(High Channel)	5270 MHz, 5310 MHz
802.11ac VHT80	CH 58(Low Channel)	5290 MHz
802.11ax HE20	CH 52(Low Channel), CH 56(MID Channel), CH 64(High Channel)	5260 MHz, 5280 MHz, 5320 MHz
802.11ax HE40	CH 54(Low Channel), CH 62(High Channel)	5270 MHz, 5310 MHz
802.11ax HE80	CH 58(Low Channel)	5290 MHz

UNII-2C Test Channel Configuration		
IEEE Std.	Test Channel Number	Frequency
802.11a	CH 100(Low Channel), CH 116(MID Channel), CH 140(High Channel)	5500 MHz, 5580 MHz, 5700 MHz
802.11n HT20	CH 100(Low Channel), CH 116(MID Channel), CH 140(High Channel)	5500 MHz, 5580 MHz, 5700 MHz
802.11n HT40	CH 102(Low Channel), CH 110(MID Channel), CH 134(High Channel)	5510 MHz, 5550 MHz, 5670 MHz
802.11ac VHT80	CH 102(Low Channel), CH 122(High Channel)	5530 MHz, 5610 MHz
802.11ac VHT160	CH 122(High Channel)	5570 MHz
802.11ax HE20	CH 100(Low Channel), CH 116(MID Channel), CH 140(High Channel)	5500 MHz, 5580 MHz, 5700 MHz
802.11ax HE40	CH 102(Low Channel), CH 110(MID Channel), CH 134(High Channel)	5510 MHz, 5550 MHz, 5670 MHz
802.11ax HE80	CH 102(Low Channel), CH 122(High Channel)	5530 MHz, 5610 MHz
802.11ax HE160	CH 122(High Channel)	5570 MHz

UNII-3 Test Channel Configuration

IEEE Std.	Test Channel Number	Frequency
802.11a	CH 149(Low Channel), CH 157(MID Channel), CH 165(High Channel)	5745 MHz, 5785 MHz, 5825 MHz
802.11n HT20	CH 149(Low Channel), CH 157(MID Channel), CH 165(High Channel)	5745 MHz, 5785 MHz, 5825 MHz
802.11n HT40	CH 151(Low Channel), CH 159(High Channel)	5755MHz, 5795MHz
802.11ac VHT80	CH 155(Low Channel)	5775 MHz
802.11ax HE20	CH 149(Low Channel), CH 157(MID Channel), CH 165(High Channel)	5745 MHz, 5785 MHz, 5825 MHz
802.11ax HE40	CH 151(Low Channel), CH 159(High Channel)	5755MHz, 5795MHz
802.11ax HE80	CH 155(Low Channel)	5775 MHz

Straddle Test Channel Configuration

IEEE Std.	Test Channel Number	Frequency
802.11ac VHT160	CH 50	5250 MHz
802.11ax HE160	CH 50	5250 MHz

5.5. THE WORSE CASE POWER SETTING PARAMETER

The Worse Case Power Setting Parameter		
Test Software	QSPR	
Mode	Freq (MHz)	Tx power level(dBm)
802.11a-CDD	5180	18
	5200	18
	5240	21
	5260	11.5
	5280	11
	5320	11
	5500	11
	5580	10.5
	5700	10.5
	5745	19.5
	5785	19.5
	5825	19.5
802.11AC 20M	5180	18
	5200	18
	5240	17.5
	5260	11.5
	5280	11.5
	5320	11.5
	5500	11
	5580	11
	5700	11
	5745	20
	5785	20.5
	5825	21.5
802.11AC 40M	5190	18.5
	5230	20
	5270	14.5
	5310	13.5
	5510	13.5
	5550	14.5
802.11AC 80M	5670	15
	5755	20
	5795	21
	5210	16.5
	5290	15
	5530	15

802.11AC 160M	5610	15
	5775	20
	5250-1	15
	5250-2a	15
	5570	15
802.11AX 20M	5180	18
	5200	18
	5240	18
	5260	12
	5280	12
	5320	12
	5500	12
	5580	11.5
	5700	10.5
	5745	20
	5785	20
	5825	20
	5190	17.5
	5230	19.5
802.11AX 40M	5270	14.5
	5310	13.5
	5510	13.5
	5550	14.5
	5670	14
	5755	20
802.11AX 80M	5795	21
	5210	16.5
	5290	14.5
	5530	13
	5610	14.5
	5775	19.5
802.11ax 160M	5250-1	15
	5250-2a	15
	5570	15

5.6. WORSE CASE CONFIGURATIONS

The EUT was tested in the following configuration(s):

Controlled in test mode using a software application on the EUT supplied by customer. The application was used to enable a continuous transmission and to select the mode, test channels, bandwidth, data rates as required.

Test channels referring to section 5.4.

Maximum power setting referring to section 5.5.

Worst case Data Rates declared by the customer:

802.11a 20 CDD mode : 6 Mbps
802.11n HT20 CDD mode : MCS0
802.11n HT40 CDD mode : MCS0
802.11ac VHT20 CDD mode & TX beamforming mode : MCS0
802.11ac VHT40 CDD mode & TX beamforming mode : MCS0
802.11ac VHT80 CDD mode & TX beamforming mode : MCS0
802.11ac VHT160 CDD mode & TX beamforming mode : MCS0
802.11ax HE20 CDD mode & TX beamforming mode : MCS0
802.11ax HE40 CDD mode & TX beamforming mode : MCS0
802.11ax HE80 CDD mode & TX beamforming mode : MCS0
802.11ax HE80 CDD mode & TX beamforming mode : MCS0
802.11ax HE160 CDD mode & TX beamforming mode : MCS0

All modes support CDD mode.

All modes support TX beamforming mode except 802.11a/n.

For 802.11ax mode, the EUT support Cyclic Shift Diversity (CDD) and TX Beamforming. The power level of TX Beamforming mode is reduced 3 by CDD mode, meanwhile, the power of TX Beamforming mode will be reduced 3dB by CDD mode. Therefore, conducted power of CDD mode is higher than TX Beamforming mode, and the EIRP of CDD is the same as TX Beamforming mode, so we only chose the worst-case mode CDD for final testing.

802.11n HT20/HT40 and 802.11ac VHT20/VHT40 were performed on the worst case (802.11ac VHT20/VHT40) mode and only the worst data was recorded in this report.

The measured additional path loss was included in any path loss calculations for all RF cable used during tested.

The EUT not support partial Rus and channel puncturing mode.

US and CA country codes changed the power table for U-NII band 1. For other bands have the same power table. Therefore U-NII-1 was tested to both powers. The CA country code also disabled any channels in the 5600-5650 MHz band.

The EUT has 4 antennas, ANT3, ANT4 support WIFI 2.4G band, ANT1 support BLE, and all antennas support WIFI 5G band.

Conducted output power, power spectral density tests separately on each port with all supported SISO & MIMO port combinations.

Radiated emissions tests were performed with the MIMO modes. These were found to be the worst modulation scheme with regards to emissions after preliminary investigations and, as this mode emits the highest conducted output power level, it was deemed to be the worst case.

Simultaneously Transmission Conditions:

Support Technology		Support (YES/NO)
WLAN (2.4G)	WLAN (5G)	YES

Note: The emission of the simultaneous operation has been evaluated and no non-compliance was found.

5.7. DESCRIPTION OF AVAILABLE ANTENNAS

Antenna No.	Frequency Band	Antenna Type	Max Antenna Gain (dBi)
1	5150-5850	Dipole Antenna	2
2	5150-5850	Dipole Antenna	2
3	5150-5850	Dipole Antenna	2
4	5150-5850	Dipole Antenna	2

The EUT support Cyclic Shift Diversity(CDD) mode.

MIMO output power port and MIMO PSD port summing were performed in accordance with KDB 662911 D01. For the CDD results the Directional Gain was calculated in accordance with the following method.

For output power measurements:

Directional gain= $G_{ANT} + \text{Array Gain} = 2 \text{ dBi}$

G_{ANT} : equal to the gain of the antenna having the highest gain

Array Gain = 0 dB (i.e., no array gain) for $N_{ANT} \leq 4$

For power spectral density (PSD) measurements:

Directional gain= $G_{ANT} + \text{Array Gain} = 8 \text{ dBi}$

Array Gain = $10 \log(N_{ANT}/N_{SS}) \text{ dB}$.

N_{ANT} : number of transmit antennas

N_{SS} : number of spatial streams, The worst case directional gain will occur when $N_{SS} = 1$

For TX Beamforming:

Directional gain= $G_{ANT} + 10 \log(N_{ANT}/N_{SS}) = 8 \text{ dBi}$

IEE Std. 802.11	Transmit and Receive Mode	Description
802.11a	☒4TX, 4RX	ANT 1 ANT 2 ANT 3 and ANT 4 can be used as transmitting/receiving antenna.
802.11n HT20	☒4TX, 4RX	ANT 1 ANT 2 ANT 3 and ANT 4 can be used as transmitting/receiving antenna.
802.11n HT40	☒4TX, 4RX	ANT 1 ANT 2 ANT 3 and ANT 4 can be used as transmitting/receiving antenna.
802.11ac VHT20	☒4TX, 4RX	ANT 1 ANT 2 ANT 3 and ANT 4 can be used as transmitting/receiving antenna.
802.11ac VHT40	☒4TX, 4RX	ANT 1 ANT 2 ANT 3 and ANT 4 can be used as transmitting/receiving antenna.
802.11ac VHT80	☒4TX, 4RX	ANT 1 ANT 2 ANT 3 and ANT 4 can be used as transmitting/receiving antenna.
802.11ac VHT160	☒4TX, 4RX	ANT 1 ANT 2 ANT 3 and ANT 4 can be used as transmitting/receiving antenna.
802.11ax HE20	☒4TX, 4RX	ANT 1 ANT 2 ANT 3 and ANT 4 can be used as transmitting/receiving antenna.
802.11ax HE40	☒4TX, 4RX	ANT 1 ANT 2 ANT 3 and ANT 4 can be used as transmitting/receiving antenna.
802.11ax HE80	☒4TX, 4RX	ANT 1 ANT 2 ANT 3 and ANT 4 can be used as transmitting/receiving antenna.
802.11ax HE160	☒4TX, 4RX	ANT 1 ANT 2 ANT 3 and ANT 4 can be used as transmitting/receiving antenna.

5.8. DESCRIPTION OF TEST SETUP

SUPPORT EQUIPMENT

Item	Equipment	Brand Name	Model Name	Remarks
1	ThinkPad	X230i	/	ThinkPad
2	Socket	/	/	/

I/O CABLES

Cable No	Port	Connector Type	Cable Type	Cable Length(m)	Remarks
1	LAN1	RJ45	Unshielded	1.0 m	/

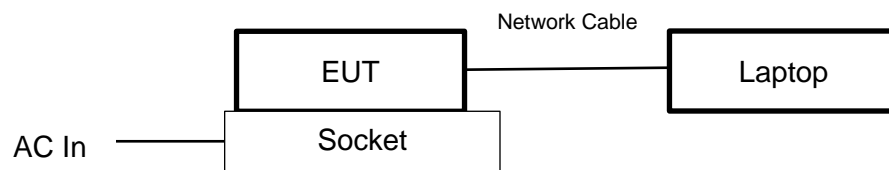
ACCESSORIES

Item	Accessory	Brand Name	Model Name	Description
/	/	/	/	/

TEST SETUP

The EUT can work in engineering mode with a software through a laptop.

SETUP DIAGRAM FOR TESTS



6. MEASURING EQUIPMENT AND SOFTWARE USED

R&S TS 8997 Test System					
Equipment	Manufacturer	Model No.	Serial No.	Last Cal.	Due. Date
Power sensor, Power Meter	R&S	OSP120	100921	Mar.25,2024	Mar.24,2025
Vector Signal Generator	R&S	SMBV100A	261637	Oct.12, 2023	Oct.11, 2024
Signal Generator	R&S	SMB100A	178553	Oct.12, 2023	Oct.11, 2024
Signal Analyzer	R&S	FSV40	101118	Oct.12, 2023	Oct.11, 2024
Software					
Description	Manufacturer	Name		Version	
For R&S TS 8997 Test System	Rohde & Schwarz	EMC 32		10.60.10	
Tonsend RF Test System					
Equipment	Manufacturer	Model No.	Serial No.	Last Cal.	Due. Date
Wideband Radio Communication Tester	R&S	CMW500	155523	Oct.12, 2023	Oct.11, 2024
Wireless Connectivity Tester	R&S	CMW270	1201.0002N75-102	Sep.25, 2023	Sep.24, 2024
PXA Signal Analyzer	Keysight	N9030A	MY55410512	Oct.12, 2023	Oct.11, 2024
MXG Vector Signal Generator	Keysight	N5182B	MY56200284	Oct.12, 2023	Oct.11, 2024
MXG Vector Signal Generator	Keysight	N5172B	MY56200301	Oct.12, 2023	Oct.11, 2024
DC power supply	Keysight	E3642A	MY55159130	Oct.12, 2023	Oct.11, 2024
Temperature & Humidity Chamber	SANMOOD	SG-80-CC-2	2088	Oct.12, 2023	Oct.11, 2024
Attenuator	Aglient	8495B	2814a12853	Oct.12, 2023	Oct.11, 2024
RF Control Unit	Tonscend	JS0806-2	23B80620666	Mar.25,2024	Mar.24,2025
Software					
Description	Manufacturer	Name		Version	
Tonsend SRD Test System	Tonsend	JS1120-3 RF Test System		V3.2.22	

Conducted Emissions					
Equipment	Manufacturer	Model No.	Serial No.	Last Cal.	Due Date
EMI Test Receiver	R&S	ESR3	101961	Oct.13, 2023	Oct.12, 2024
Two-Line V-Network	R&S	ENV216	101983	Oct.13, 2023	Oct.12, 2024
Artificial Mains Networks	Schwarzbeck	NSLK 8126	8126465	Oct.13, 2023	Oct.12, 2024
Software					
Description			Manufacturer	Name	Version
Test Software for Conducted Emissions			Farad	EZ-EMC	Ver. UL-3A1

Radiated Emissions						
Equipment	Manufacturer	Model No.	Serial No.	Upper Last Cal.	Last Cal.	Due Date
MXE EMI Receiver	KESIGHT	N9038A	MY56400036	/	Oct.12, 2023	Oct.11, 2024
Hybrid Log Periodic Antenna	TDK	HLP-3003C	130959	Aug.02, 2021	June 28, 2024	Aug.27, 2027
Preamplifier	HP	8447D	2944A09099	/	Oct.12, 2023	Oct.11, 2024
EMI Measurement Receiver	R&S	ESR26	101377	/	Oct.12, 2023	Oct.11, 2024
Horn Antenna	TDK	HRN-0118	130939	/	Apr.29, 2022	Apr.28, 2025
Preamplifier	TDK	PA-02-0118	TRS-305-00067	/	Oct.12, 2023	Oct.11, 2024
Horn Antenna	Schwarzbeck	BBHA9170	697	July 20, 2021	July 20, 2021	July 19, 2024
Preamplifier	TDK	PA-02-2	TRS-307-00003	/	Oct.12, 2023	Oct.11, 2024
Preamplifier	TDK	PA-02-3	TRS-308-00002	/	Oct.12, 2023	Oct.11, 2024
Loop antenna	Schwarzbeck	1519B	00008	/	Dec.14, 2021	Dec.13, 2024
Preamplifier	TDK	PA-02-001-3000	TRS-302-00050	/	Oct.12, 2023	Oct.11, 2024
Highpass Filter	Wainwright	WHKX10-5850-6500-1800-40SS	4	/	Oct.12, 2023	Oct.11, 2024
Band Reject Filter	Wainwright	WRCJV12-5695-5725-5850-5880-40SS	4	/	Oct.12, 2023	Oct.11, 2024
Band Reject Filter	Wainwright	WRCJV20-5120-5150-	2	/	Oct.12, 2023	Oct.11, 2024

		5350-5380-60SS				
Band Reject Filter	Wainwright	WRCJV20-5440-5470-5725-5755-60SS	1	/	Oct.12, 2023	Oct.11, 2024
Software						
Description			Manufacturer	Name	Version	
Test Software for Radiated Emissions			Farad	EZ-EMC	Ver. UL-3A1	

Other Instrument					
Equipment	Manufacturer	Model No.	Serial No.	Last Cal.	Due Date
Temperature humidity probe	OMEGA	ITHX-SD-5	18470007	Oct.21, 2023	Oct.20, 2024
Barometer	Yiyi	Baro	N/A	Oct.19, 2023	Oct.18, 2024
Attenuator	Agilent	8495B	2814a12853	Oct.12, 2023	Oct.11, 2024

7. ANTENNA PORT TEST RESULTS

7.1. ON TIME AND DUTY CYCLE

LIMITS

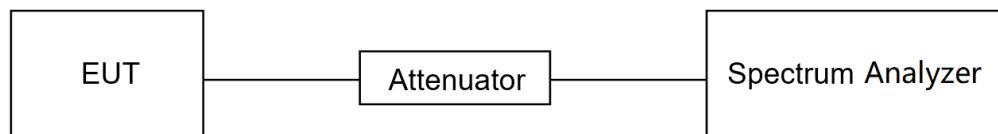
None; for reporting purposes only.

TEST PROCEDURE

Refer to KDB 789033 D02 General U-NII Test Procedures New Rules v02r01 section II.B.

The zero-span mode on a spectrum analyzer or EMI receiver, if the response time and spacing between bins on the sweep are sufficient to permit accurate measurements of the on and off times of the transmitted signal. Set the center frequency of the instrument to the center frequency of the transmission. Set $RBW \geq EBW$ if possible; otherwise, set RBW to the largest available value. Set $VBW \geq RBW$. Set detector = peak or average. The zero-span measurement method shall not be used unless both RBW and VBW are $> 50/T$, where T is defined in II.B.1.a), and the number of sweep points across duration T exceeds 100. (For example, if VBW and/or RBW are limited to 3 MHz, then the zero-span method of measuring duty cycle shall not be used if $T \leq 16.7$ microseconds.)

TEST SETUP



TEST ENVIRONMENT

Temperature	24.3°C	Relative Humidity	60.7%
Atmosphere Pressure	101kPa	Test Voltage	AC 120 V 60 Hz

TEST DATE / ENGINEER

Test Date	June 17, 2024	Test By	Johnson Liu
-----------	---------------	---------	-------------

TEST RESULTS

Please refer to section "Test Data" - Appendix F1&F2

7.2. 6DB AND 26DB EMISSION BANDWIDTH AND 99% OCCUPIED BANDWIDTH

LIMITS

CFR 47 FCC Part15, Subpart E ISED RSS-247 ISSUE 3		
Test Item	Limit	Frequency Range (MHz)
26 dB Emission Bandwidth	For reporting purposes only.	5150 ~ 5250
26 dB Emission Bandwidth	For reporting purposes only.	5250 ~ 5350
26 dB Emission Bandwidth	For reporting purposes only.	5470 ~ 5725 (For FCC) 5470 ~ 5600 (For ISED) 5650 ~ 5725 (For ISED)
6 dB Emission Bandwidth	The minimum 6 dB emission bandwidth shall be 500 kHz.	5725 ~ 5850
99 % Occupied Bandwidth	For reporting purposes only.	5150 ~ 5825 (For ISED)

TEST PROCEDURE

Refer to KDB 789033 D02 General U-NII Test Procedures New Rules v02r01 section II.C1. for 26 dB Emission Bandwidth; section II.C2. for 6 dB Emission Bandwidth; section II.D. for 99 % Occupied Bandwidth.

Connect the EUT to the spectrum analyser and use the following settings:

Center Frequency	The center frequency of the channel under test
Detector	Peak
RBW	For 6 dB Emission Bandwidth: RBW=100 kHz For 26 dB Emission bandwidth: approximately 1 % of the EBW. For 99 % Occupied Bandwidth: approximately 1 % ~ 5 % of the OBW.
VBW	For 6 dB Bandwidth: $\geq 3 \times \text{RBW}$ For 26 dB Bandwidth: $> 3 \times \text{RBW}$ For 99 % Bandwidth: $> 3 \times \text{RBW}$
Trace	Max hold
Sweep	Auto couple

- Use the 99 % power bandwidth function of the instrument, allow the trace to stabilize and report the measured bandwidth.
- Allow the trace to stabilize and measure the maximum width of the emission that is constrained by the frequencies associated with the two outermost amplitude points (upper and lower frequencies) that are attenuated by 6/26 dB relative to the maximum level measured in the fundamental emission.

Calculation for 99 % Bandwidth of UNII-2C and UNII-3 Straddle Channel:

For Example: Fundamental Frequency: 5720 MHz

99 % OBW: 21.00 MHz

Turning Frequency: 5725 MHz

99 % Bandwidth of UNII-2C Band Portion = $(5725-(5720-(21.00/2))) = 15.50$ MHz

99 % Bandwidth of UNII-3 Band Portion = $(5720+(21.00/2)-5725) = 5.50$ MHz

Calculation for 26 dB Bandwidth of UNII-2C Straddle Channel:

For Example: Fundamental frequency: 5720 MHz

26 dB BW: 20.00 MHz

FL: 5710.16 MHz

FH: 5730.16 MHz

Turning Frequency: 5725 MHz

26 dB Bandwidth of UNII-2C Band Portion = $5725-5710.16=14.84$ MHz

Calculation for 6dB Bandwidth of UNII-3 Straddle Channel:

For Example: Fundamental frequency: 5720 MHz

6 dB BW: 16.44 MHz

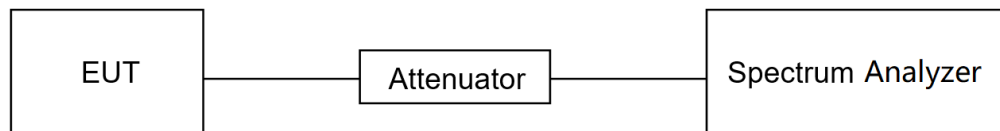
FL: 5711.76 MHz

FH: 5728.2 MHz

Turning Frequency: 5725 MHz

6 dB Bandwidth of UNII-3 band Portion = $5728.2-5725=3.2$ MHz

TEST SETUP



TEST ENVIRONMENT

Temperature	24.3°C	Relative Humidity	60.7%
Atmosphere Pressure	101kPa	Test Voltage	AC 120 V 60 Hz

TEST DATE / ENGINEER

Test Date	June 17, 2024	Test By	Johnson Liu
-----------	---------------	---------	-------------

TEST RESULTS

Please refer to section "Test Data" - Appendix A1&B1&C1&A2&B2&C2

7.3. CONDUCTED OUTPUT POWER

LIMITS

CFR 47 FCC Part15, Subpart E		
Test Item	Limit	Frequency Range (MHz)
Conducted Output Power	<input type="checkbox"/> Outdoor Access Point: 1 W (30 dBm) <input checked="" type="checkbox"/> Indoor Access Point: 1 W (30 dBm) <input type="checkbox"/> Fixed Point-To-Point Access Points: 1 W (30 dBm) <input type="checkbox"/> Client Devices: 250 mW (24 dBm)	5150 ~ 5250
	Shall not exceed the lesser of 250 mW (24dBm) or 11 dBm + 10 log B, where B is the 26 dB emission bandwidth in megahertz.	5250 ~ 5350 5470 ~ 5725
	Shall not exceed 1 Watt (30 dBm).	5725 ~ 5850

ISED RSS-247 ISSUE 3		
Test Item	Limit	Frequency Range (MHz)
Conducted Output Power or e.i.r.p.	The maximum e.i.r.p. shall not exceed 200 mW (23 dBm) or $10 + 10 \log_{10}B$, dBm, whichever power is less. B is the 99 % emission bandwidth in megahertz.	5150 ~ 5250
	a. The maximum conducted output power shall not exceed 250 mW (24 dBm) or $11 + 10 \log_{10}B$ dBm, whichever is less. b. The maximum e.i.r.p. shall not exceed 1.0 W (30 dBm) or $17 + 10 \log_{10}B$ dBm, whichever is less. B is the 99 % emission bandwidth in megahertz. Note that devices with a maximum e.i.r.p. greater than 500 mW shall implement TPC in order to have the capability to operate at least 6 dB below the maximum permitted e.i.r.p. of 1 W.	5250 ~ 5350 5470 ~ 5600 5650 ~ 5725
	Shall not exceed 1 Watt (30 dBm). The e.i.r.p. shall not exceed 4 W	5725 ~ 5850

Note:

The above limits are based upon the maximum antenna gain does not exceed 6 dBi. If transmitting antennas of directional gain greater than 6 dBi are used, the maximum conducted output power shall be reduced by the amount in dB that the directional gain of the antenna exceeds 6 dBi.

TEST PROCEDURE

Refer to KDB 789033 D02 General U-NII Test Procedures New Rules v02r01 section II.E.

Method SA-2 (trace averaging across ON and OFF times of the EUT transmissions, followed by duty cycle correction.):

- Measure the duty cycle D of the transmitter output signal.
- Set span to encompass the entire 26 dB EBW or 99% OBW of the signal.

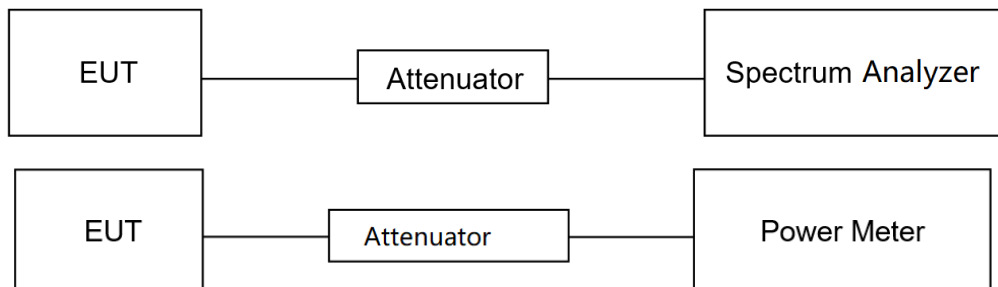
- (c) Set RBW = 1 MHz.
- (d) Set VBW \geq 3 MHz.
- (e) Number of points in sweep \geq $[2 \times \text{span} / \text{RBW}]$. (This gives bin-to-bin spacing \leq RBW / 2, so that narrowband signals are not lost between frequency bins.)
- (f) Sweep time = auto.
- (g) Detector = RMS (i.e., power averaging), if available. Otherwise, use sample detector mode.
- (h) Do not use sweep triggering. Allow the sweep to “free run.”
- (i) Trace average at least 100 traces in power averaging (rms) mode; however, the number of traces to be averaged shall be increased above 100 as needed such that the average accurately represents the true average over the ON and OFF periods of the transmitter.
- j) Compute power by integrating the spectrum across the 26 dB EBW or 99% OBW of the signal using the instrument’s band power measurement function with band limits set equal to the EBW or OBW band edges. If the instrument does not have a band power function, then sum the spectrum levels (in power units) at 1 MHz intervals extending across the 26 dB EBW or 99% OBW of the spectrum.
- k) Add $[10 \log (1 / D)]$, where D is the duty cycle, to the measured power to compute the average power during the actual transmission times (because the measurement represents an average over both the ON and OFF times of the transmission). For example, add $[10 \log (1 / 0.25)] = 6$ dB if the duty cycle is 25%.

Method PM (Measurement using an RF average power meter):

- (i) Measurements may be performed using a wideband RF power meter with a thermocouple detector or equivalent if all of the following conditions are satisfied:
 - a. The EUT is configured to transmit continuously or to transmit with a constant duty cycle.
 - b. At all times when the EUT is transmitting, it must be transmitting at its maximum power control level.
 - c. The integration period of the power meter exceeds the repetition period of the transmitted signal by at least a factor of five.
- (ii) If the transmitter does not transmit continuously, measure the duty cycle, x, of the transmitter output signal as described in II.B.
- (iii) Measure the average power of the transmitter. This measurement is an average over both the on and off periods of the transmitter.
- (iv) Adjust the measurement in dBm by adding $10 \log (1/x)$ where x is the duty cycle (e.g., $10 \log (1/0.25)$ if the duty cycle is 25 %).

Note: Method SA-2 was used for straddle channel output power test, and Method PM was used for testing rest channels

TEST SETUP



TEST ENVIRONMENT

Temperature	24.3°C	Relative Humidity	60.7%
Atmosphere Pressure	101kPa	Test Voltage	AC 120 V 60 Hz

TEST DATE / ENGINEER

Test Date	June 17, 2024	Test By	Johnson Liu
-----------	---------------	---------	-------------

TEST RESULTS

Please refer to section "Test Data" - Appendix D1&D2

7.4. POWER SPECTRAL DENSITY

LIMITS

CFR 47 FCC Part15, Subpart E		
Test Item	Limit	Frequency Range (MHz)
Power Spectral Density	<input type="checkbox"/> Outdoor Access Point: 17 dBm/MHz <input checked="" type="checkbox"/> Indoor Access Point: 17 dBm/MHz <input type="checkbox"/> Fixed Point-To-Point Access Points: 17 dBm/MHz <input type="checkbox"/> Client Devices: 11 dBm/MHz	5150 ~ 5250
	11 dBm/MHz	5250 ~ 5350 5470 ~ 5725
	30 dBm/500kHz	5725 ~ 5850

ISED RSS-247 ISSUE 3		
Test Item	Limit	Frequency Range (MHz)
Power Spectral Density	The e.i.r.p. spectral density shall not exceed 10 dBm in any 1.0 MHz band.	5150 ~ 5250
	The power spectral density shall not exceed 11 dBm in any 1.0 MHz band.	5250 ~ 5350 5470 ~ 5600 5650 ~ 5725
	30 dBm / 500 kHz	5725 ~ 5850

Note:

The above limits are based upon the maximum antenna gain does not exceed 6 dBi. If transmitting antennas of directional gain greater than 6 dBi are used, maximum power spectral density shall be reduced by the amount in dB that the directional gain of the antenna exceeds 6 dBi.

TEST PROCEDURE

Refer to KDB 789033 D02 General U-NII Test Procedures New Rules v02r01 section II.F.

Connect the EUT to the spectrum analyzer and use the following settings:

For U-NII-1, U-NII-2A and U-NII-2C band:

Center Frequency	The center frequency of the channel under test
Detector	RMS
RBW	1 MHz
VBW	$\geq 3 \times$ RBW
Span	Encompass the entire emissions bandwidth (EBW) of the signal
Trace	Average
Sweep time	Auto

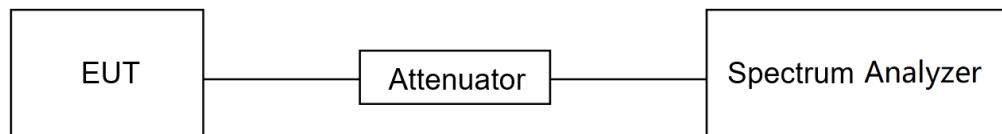
For U-NII-3:

Center Frequency	The center frequency of the channel under test
Detector	RMS
RBW	500 kHz
VBW	$\geq 3 \times \text{RBW}$
Span	Encompass the entire emissions bandwidth (EBW) of the signal
Trace	Average
Sweep time	Auto

Allow trace to fully stabilize and use the peak search function on the instrument to find the peak of the spectrum and record its value.

Add $10 \log(1/x)$, where x is the duty cycle, to the peak of the spectrum, the result is the Maximum PSD over 1 MHz / 500 kHz reference bandwidth.

TEST SETUP



TEST ENVIRONMENT

Temperature	24.3°C	Relative Humidity	60.7%
Atmosphere Pressure	101kPa	Test Voltage	AC 120 V 60 Hz

TEST DATE / ENGINEER

Test Date	June 17, 2024	Test By	Johnson Liu
-----------	---------------	---------	-------------

TEST RESULTS

Please refer to section "Test Data" - Appendix E1&E2

8. RADIATED TEST RESULTS

LIMITS

Refer to CFR 47 FCC §15.205, §15.209 and §15.407 (b).

Refer to ISED RSS-GEN Clause 8.9, Clause 8.10 and ISED RSS-247 6.2.

Radiation Disturbance Test Limit for FCC (Class B) (9 kHz ~ 1 GHz)

Emissions radiated outside of the specified frequency bands above 30 MHz			
Frequency Range (MHz)	Field Strength Limit (uV/m) at 3 m	Field Strength Limit (dBuV/m) at 3 m	
		Quasi-Peak	
30 - 88	100	40	
88 - 216	150	43.5	
216 - 960	200	46	
Above 960	500	54	
Above 1000	500	Peak	Average
		74	54

FCC Emissions radiated outside of the specified frequency bands below 30 MHz		
Frequency (MHz)	Field strength (microvolts/meter)	Measurement distance (meters)
0.009-0.490	2400/F(kHz)	300
0.490-1.705	24000/F(kHz)	30
1.705-30.0	30	30

ISED General field strength limits at frequencies below 30 MHz

Table 6 – General field strength limits at frequencies below 30 MHz		
Frequency	Magnetic field strength (H-Field) (µA/m)	Measurement distance (m)
9 - 490 kHz ^{Note 1}	6.37/F (F in kHz)	300
490 - 1705 kHz	63.7/F (F in kHz)	30
1.705 - 30 MHz	0.08	30

Note 1: The emission limits for the ranges 9-90 kHz and 110-490 kHz are based on measurements employing a linear average detector.

ISED Restricted bands refer to ISED RSS-GEN Clause 8.10

Table 7 – Restricted frequency bands ^{Note 1}		
MHz	MHz	GHz
0.090 - 0.110	149.9 - 150.05	9.0 - 9.2
0.495 - 0.505	156.52475 - 156.52525	9.3 - 9.5
2.1735 - 2.1905	156.7 - 156.9	10.6 - 12.7
3.020 - 3.026	162.0125 - 167.17	13.25 - 13.4
4.125 - 4.128	167.72 - 173.2	14.47 - 14.5
4.17725 - 4.17775	240 - 285	15.35 - 16.2
4.20725 - 4.20775	322 - 335.4	17.7 - 21.4
5.677 - 5.683	399.9 - 410	22.01 - 23.12
6.215 - 6.218	608 - 614	23.6 - 24.0
6.26775 - 6.26825	960 - 1427	31.2 - 31.8
6.31175 - 6.31225	1435 - 1626.5	36.43 - 36.5
8.291 - 8.294	1645.5 - 1646.5	Above 38.6
8.362 - 8.366	1660 - 1710	
8.37625 - 8.38675	1718.8 - 1722.2	
8.41425 - 8.41475	2200 - 2300	
12.29 - 12.293	2310 - 2390	
12.51975 - 12.52025	2483.5 - 2500	
12.57675 - 12.57725	2655 - 2900	
13.36 - 13.41	3260 - 3267	
16.42 - 16.423	3332 - 3339	
16.69475 - 16.69525	3345.8 - 3358	
16.80425 - 16.80475	3500 - 4400	
25.5 - 25.67	4500 - 5150	
37.5 - 38.25	5350 - 5460	
73 - 74.6	7250 - 7750	
74.8 - 75.2	8025 - 8500	
108 - 138		

Note 1: Certain frequency bands listed in table 7 and in bands above 38.6 GHz are designated for licence-exempt applications. These frequency bands and the requirements that apply to related devices are set out in the 200 and 300 series of RSSs.

FCC Restricted bands of operation refer to FCC §15.205 (a):

MHz	MHz	MHz	GHz
0.090-0.110	16.42-16.423	399.9-410	4.5-5.15
¹ 0.495-0.505	16.69475-16.69525	608-614	5.35-5.46
2.1735-2.1905	16.80425-16.80475	960-1240	7.25-7.75
4.125-4.128	25.5-25.67	1300-1427	8.025-8.5
4.17725-4.17775	37.5-38.25	1435-1626.5	9.0-9.2
4.20725-4.20775	73-74.6	1645.5-1646.5	9.3-9.5
6.215-6.218	74.8-75.2	1660-1710	10.6-12.7
6.26775-6.26825	108-121.94	1718.8-1722.2	13.25-13.4
6.31175-6.31225	123-138	2200-2300	14.47-14.5
8.291-8.294	149.9-150.05	2310-2390	15.35-16.2
8.362-8.366	156.52475-156.52525	2483.5-2500	17.7-21.4
8.37625-8.38675	156.7-156.9	2690-2900	22.01-23.12
8.41425-8.41475	162.0125-167.17	3260-3267	23.6-24.0
12.29-12.293	167.72-173.2	3332-3339	31.2-31.8
12.51975-12.52025	240-285	3345.8-3358	36.43-36.5
12.57675-12.57725	322-335.4	3600-4400	(²)
13.36-13.41			

Note: ¹Until February 1, 1999, this restricted band shall be 0.490-0.510 MHz.

²Above 38.6c

Limits of unwanted/undesirable emission out of the restricted bands refer to CFR 47 FCC §15.407 (b) and ISED RSS-247 6.2.

LIMITS OF RADIATED EMISSION MEASUREMENT (Above 1GHz)		
Frequency Range (MHz)	EIRP Limit	Field Strength Limit (dBuV/m) at 3 m
5150~5250 MHz	PK: -27 (dBm/MHz)	PK:68.2(dBμV/m)
5250~5350 MHz		
5470~5725 MHz		
5725~5850 MHz	PK: -27 (dBm/MHz) *1 PK: 10 (dBm/MHz) *2 PK: 15.6 (dBm/MHz) *3 PK: 27 (dBm/MHz) *4	PK: 68.2(dBμV/m) *1 PK: 105.2 (dBμV/m) *2 PK: 110.8(dBμV/m) *3 PK: 122.2 (dBμV/m) *4
Note: *1 beyond 75 MHz or more above of the band edge. *2 below the band edge increasing linearly to 10 dBm/MHz at 25 MHz above. *3 below the band edge increasing linearly to a level of 15.6 dBm/MHz at 5 MHz above. *4 from 5 MHz above or below the band edge increasing linearly to a level of 27 dBm/MHz at the band edge.		

TEST PROCEDURE

Below 30 MHz

The setting of the spectrum analyzer

RBW	200 Hz (From 9 kHz to 0.15 MHz)/ 9 kHz (From 0.15 MHz to 30 MHz)
VBW	200 Hz (From 9 kHz to 0.15 MHz)/ 9 kHz (From 0.15 MHz to 30 MHz)
Sweep	Auto

1. The testing follows the guidelines in ANSI C63.10-2013 clause 6.4.
2. The EUT was arranged to its worst case and then turntable (from 0 degree to 360 degrees) to find the maximum reading. A pre-amp and a high pass filter are used for the test in order to get better signal level. Both Horizontal, Face-on and Face-off polarizations of the antenna are set to make the measurement.
3. The EUT was placed on a turntable with 80 cm above ground.
4. The EUT was set 3 meters from the interference receiving antenna, which was mounted on the top of a 1 m height antenna tower.
5. The radiated emission limits are based on measurements employing a CISPR quasi-peak detector except for the frequency bands 9-90 kHz, 110-490 kHz and above 1000 MHz Radiated emission limits in these three bands are based on measurements employing an average detector.
6. For measurement below 1 GHz, the initial step in collecting conducted emission data is a spectrum analyzer peak detector mode pre-scanning the measurement frequency range. Significant peaks are then marked and then Quasi Peak and average detector mode re-measured. If the emission level of the EUT measured by the peak detector is 3 dB lower than the applicable limit, the peak emission level will be reported. Otherwise, the emission measurement will be repeated using the quasi-peak and average detector and reported.

7. Although these tests were performed other than open field site, adequate comparison measurements were confirmed against 30m open field site. Therefore sufficient tests were made to demonstrate that the alternative site produces results that correlate with the ones of tests made in an open field site based on KDB 414788.

8. The limits in CFR 47, Part 15, Subpart C, paragraph 15.209 (a), are identical to those in RSS-GEN Section 8.9, Table 6, since the measurements are performed in terms of magnetic field strength and converted to electric field strength levels (as reported in the table) using the free space impedance of 377Ω . For example, the measurement frequency X kHz resulted in a level of Y dBuV/m, which is equivalent to $Y-51.5 = Z$ dBuA/m, which has the same margin, W dB, to the corresponding RSS-GEN Table 6 limit as it has to be 15.209(a) limit.

Below 1 GHz and above 30 MHz

The setting of the spectrum analyzer

RBW	120 kHz
VBW	300 kHz
Sweep	Auto
Detector	Peak/QP
Trace	Max hold

1. The testing follows the guidelines in ANSI C63.10-2013 clause 6.5.
2. The EUT was arranged to its worst case and then tune the antenna tower (from 1 m to 4 m) and turntable (from 0 degree to 360 degrees) to find the maximum reading. A pre-amp and a high pass filter are used for the test in order to get better signal level. Both horizontal and vertical polarizations of the antenna are set to make the measurement.
3. The EUT was placed on a turntable with 80 cm above ground.
4. The EUT was set 3 meters from the interference receiving antenna, which was mounted on the top of a variable height antenna tower.
5. For measurement below 1 GHz, the initial step in collecting conducted emission data is a spectrum analyzer peak detector mode pre-scanning the measurement frequency range. Significant peaks are then marked and then Quasi Peak detector mode re-measured. If the emission level of the EUT measured by the peak detector is 3 dB lower than the applicable limit, the peak emission level will be reported. Otherwise, the emission measurement will be repeated using the quasi-peak detector and reported.

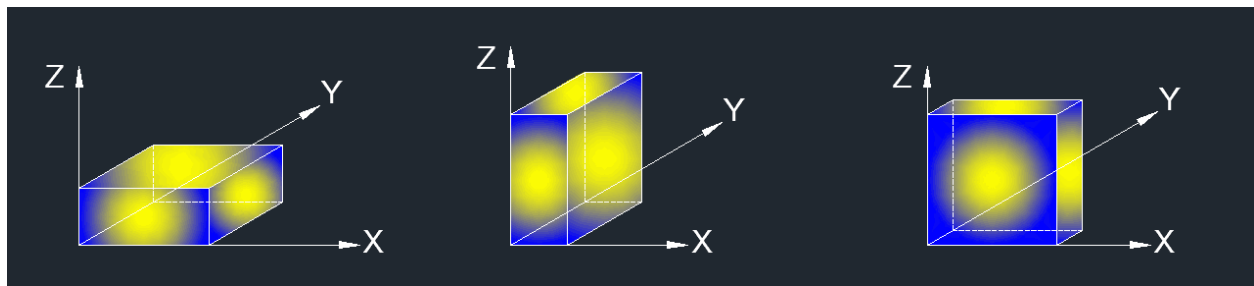
Above 1 GHz

The setting of the spectrum analyzer

RBW	1 MHz
VBW	PEAK: 3 MHz AVG: see note 6
Sweep	Auto
Detector	Peak
Trace	Max hold

1. The testing follows the guidelines in KDB 789033 D02 General U-NII Test Procedures New Rules v02r01 section II.G.3 ~ II.G.6.
2. The EUT was arranged to its worst case and then tune the antenna tower (from 1 m to 4 m) and turntable (from 0 degree to 360 degrees) to find the maximum reading. A pre-amp and a high pass filter are used for the test in order to get better signal level. Both horizontal and vertical polarizations of the antenna are set to make the measurement.
3. The EUT was placed on a turntable with 1.5 m above ground.
4. The EUT was set 3 meters from the interference receiving antenna, which was mounted on the top of a variable height antenna tower.
5. For measurement above 1 GHz, the emission measurement will be measured by the peak detector. This peak level, once corrected, must comply with the limit specified in Section 15.209.
6. For measurements above 1 GHz the resolution bandwidth is set to 1 MHz, then the video bandwidth is set to 3 MHz for peak measurements and 1 MHz resolution bandwidth with 1/T video bandwidth with peak detector for average measurements. For the Duty Cycle please refer to clause 7.1. ON TIME AND DUTY CYCLE.

X axis, Y axis, Z axis positions:



Note 1: For all radiated test, EUT in each of three orthogonal axis emissions had been tested, but only the worst case (X axis) data recorded in the report.

For Restricted Bandedge:

Note:

1. Measurement = Reading Level + Correct Factor.
2. If the peak values are less than the average limit of 54 dBuV/m, the average result is deemed to comply with average limit.
3. PK=Peak: Peak detector.
4. AV=Average: VBW=1/Ton, where: Ton is the transmitting duration.
5. For the transmitting duration, please refer to clause 7.1.
6. Only the worst data was recorded, if it complies with the limit, the other emissions deemed to comply with the limit.
7. Both horizontal and vertical have been tested, only the worst data was recorded in the report.
8. All modes have been tested, but only the worst data was recorded in the report.

For Radiate Spurious emission (9 kHz ~ 30 MHz):

Note:

1. Measurement = Reading Level + Correct Factor.
2. If the peak values are less than the QP limit, the QP result is deemed to comply with QP limit.
3. All 3 polarizations (Horizontal, Face-on and Face-off) of the loop antenna had been tested, but only the worst data recorded in the report.
4. All modes have been tested, but only the worst data was recorded in the report.
5. dBuA/m= dBuV/m- 20Log10[120π] = dBuV/m- 51.5

For Radiate Spurious Emission (30 MHz ~ 1 GHz):

Note:

1. Result Level = Read Level + Correct Factor.
2. If the peak values are less than the QP limit, the QP result is deemed to comply with QP limit.
3. All modes have been tested, but only the worst data was recorded in the report.

For Radiate Spurious Emission (1 GHz ~ 7 GHz):

1. Measurement = Reading Level + Correct Factor.
2. If the peak values are less than the average limit of 54 dBuV/m, the average result is deemed to comply with average limit.
3. Peak: Peak detector.
4. AVG: VBW=1/Ton, where: Ton is the transmitting duration.
5. For the transmitting duration, please refer to clause 7.1.
6. Filter losses were only considered in the spurious frequency bands and the authorized band was not corrected for Band reject filter losses.
7. Proper operation of the transmitter prior to adding the filter to the measurement chain.
8. Since non-restricted band peak emissions are less than the average limit, they also comply with the -27 dBm/MHz (68.2 dBuV/m) limit.
9. All modes have been tested, but only the worst data was recorded in the report.

For Radiate Spurious Emission (7 GHz ~ 18 GHz):

Note:

1. Peak Result = Reading Level + Correct Factor.
2. If the peak values are less than the average limit of 54 dBuV/m, the average result is deemed to comply with average limit.
3. Peak: Peak detector.
4. AVG: $VBW=1/T_{on}$, where: T_{on} is the transmitting duration.
5. For the transmitting duration, please refer to clause 7.1.
6. Filter losses were only considered in the spurious frequency bands and the authorized band was not corrected for High Pass Filter losses.
7. Proper operation of the transmitter prior to adding the filter to the measurement chain.
8. Since non-restricted band peak emissions are less than the average limit, they also comply with the -27 dBm/MHz (68.2 dBuV/m) limit.
9. All modes have been tested, but only the worst data was recorded in the report.

For Radiate Spurious emission (18 GHz ~ 26 GHz):

Note:

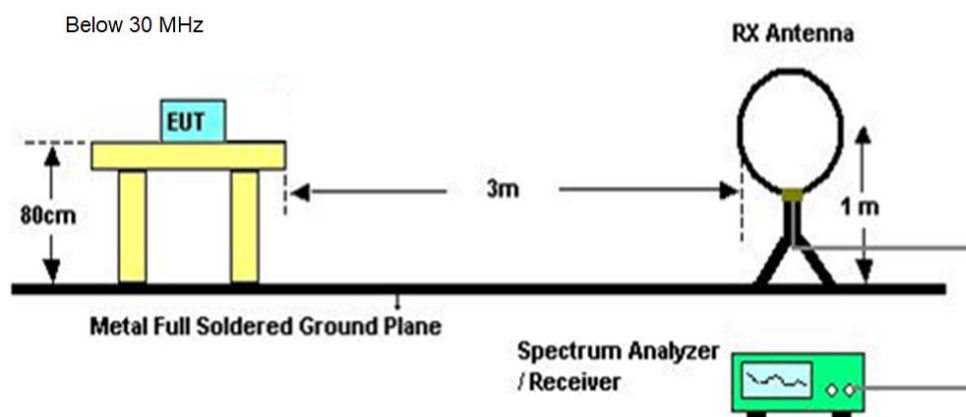
1. Measurement = Reading Level + Correct Factor.
2. If the peak values are less than the average limit of 54 dBuV/m, the average result is deemed to comply with average limit.
3. Peak: Peak detector.
4. All modes have been tested, but only the worst data was recorded in the report.

For Radiate Spurious emission (26 GHz ~ 40 GHz):

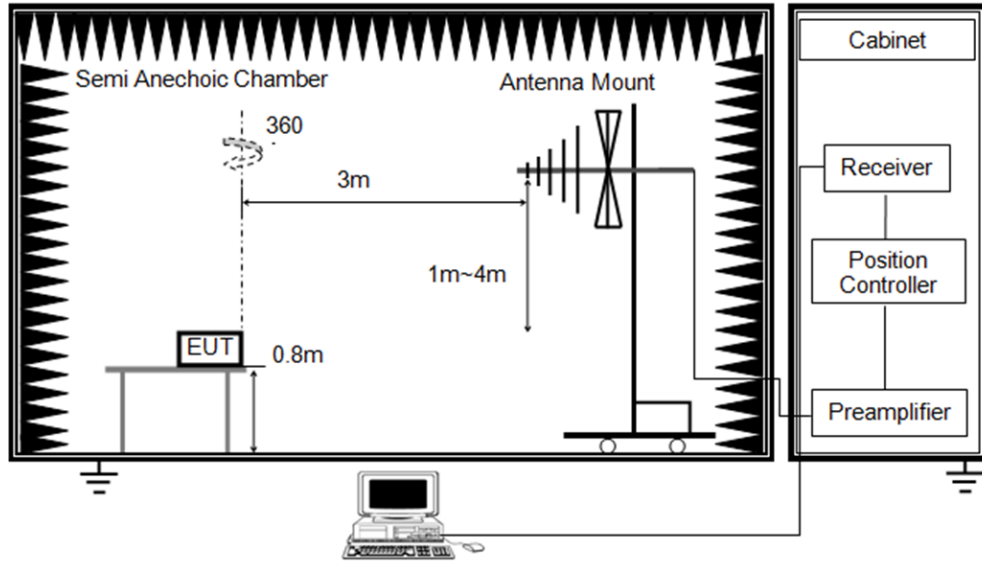
Note:

1. Measurement = Reading Level + Correct Factor.
2. If the peak values are less than the average limit of 54 dBuV/m, the average result is deemed to comply with average limit.
3. Peak: Peak detector.
4. All modes have been tested, but only the worst data was recorded in the report.

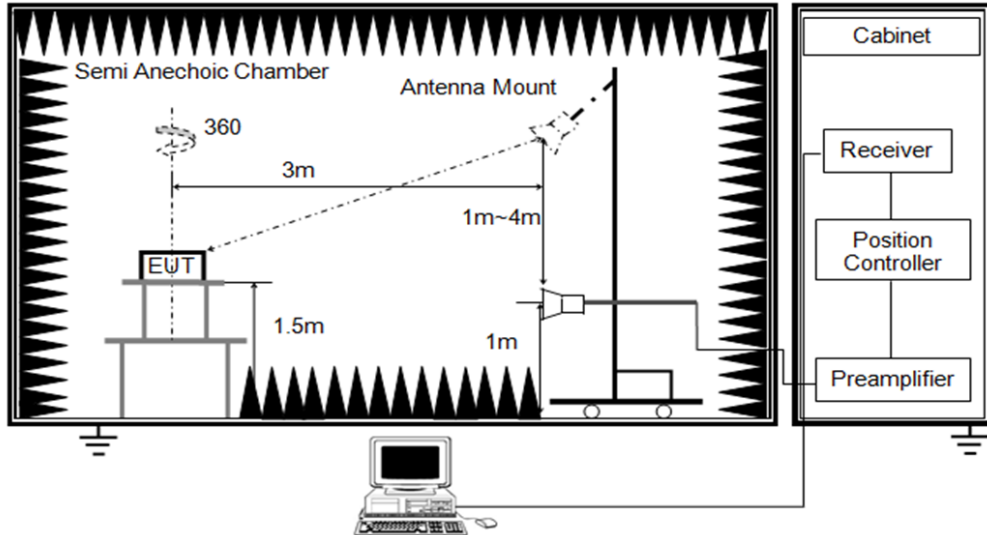
TEST SETUP



Below 1 GHz and above 30 MHz



Above 1 GHz



TEST ENVIRONMENT

Temperature	21.2°C	Relative Humidity	59.4%
Atmosphere Pressure	101kPa	Test Voltage	

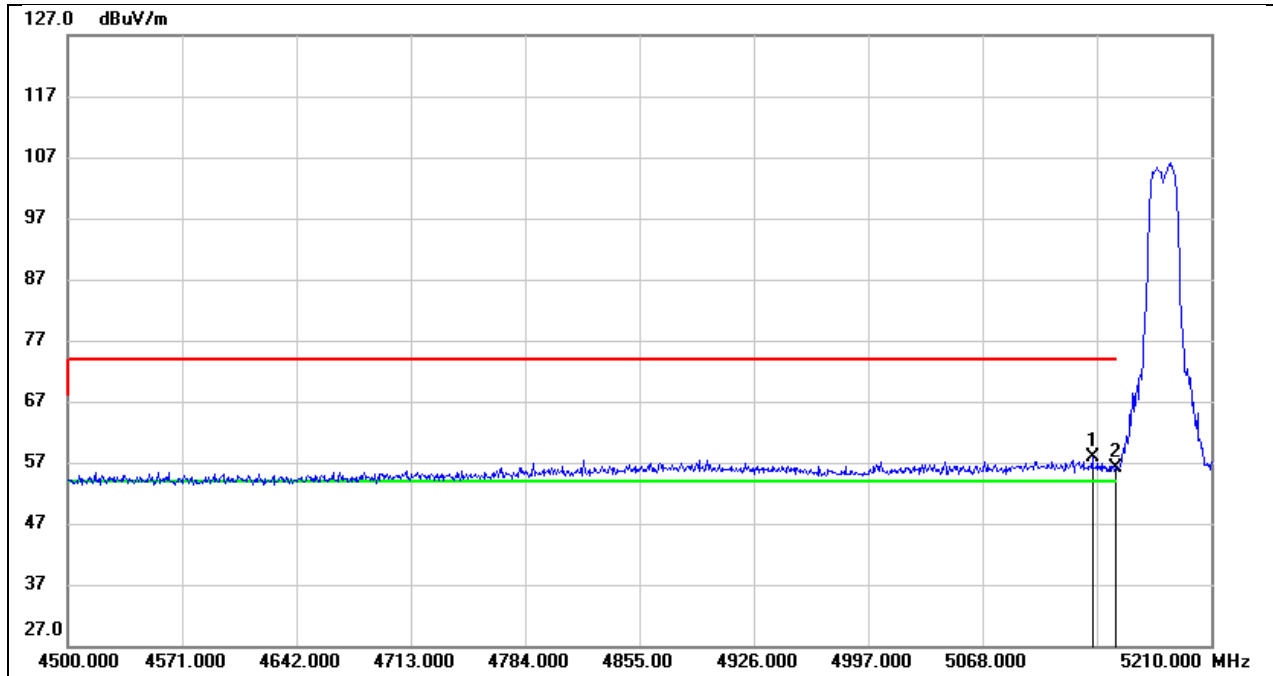
TEST DATE / ENGINEER

Test Date	July 8, 2024	Test By	Mason Wang
-----------	--------------	---------	------------

TEST RESULTS

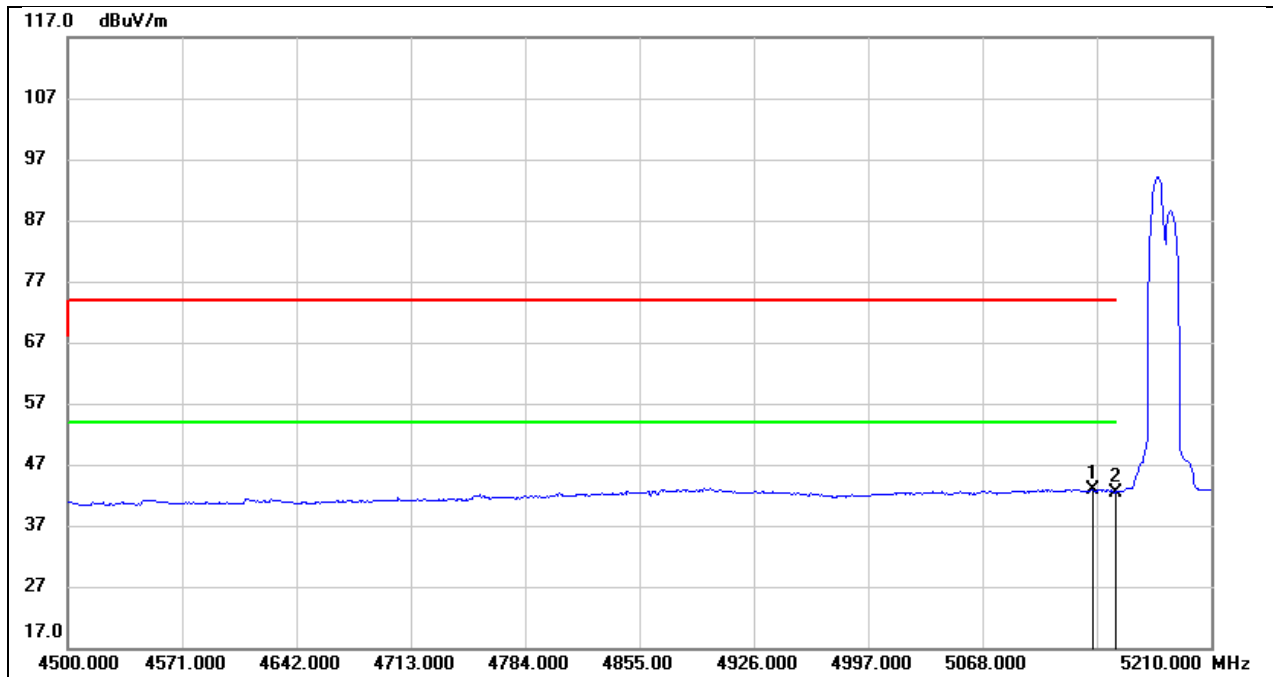
8.1. RESTRICTED BANDEDGE

Test Mode:	802.11a PK	Frequency(MHz):	5180
Polarity:	Horizontal	Test Voltage:	AC 120V_60Hz



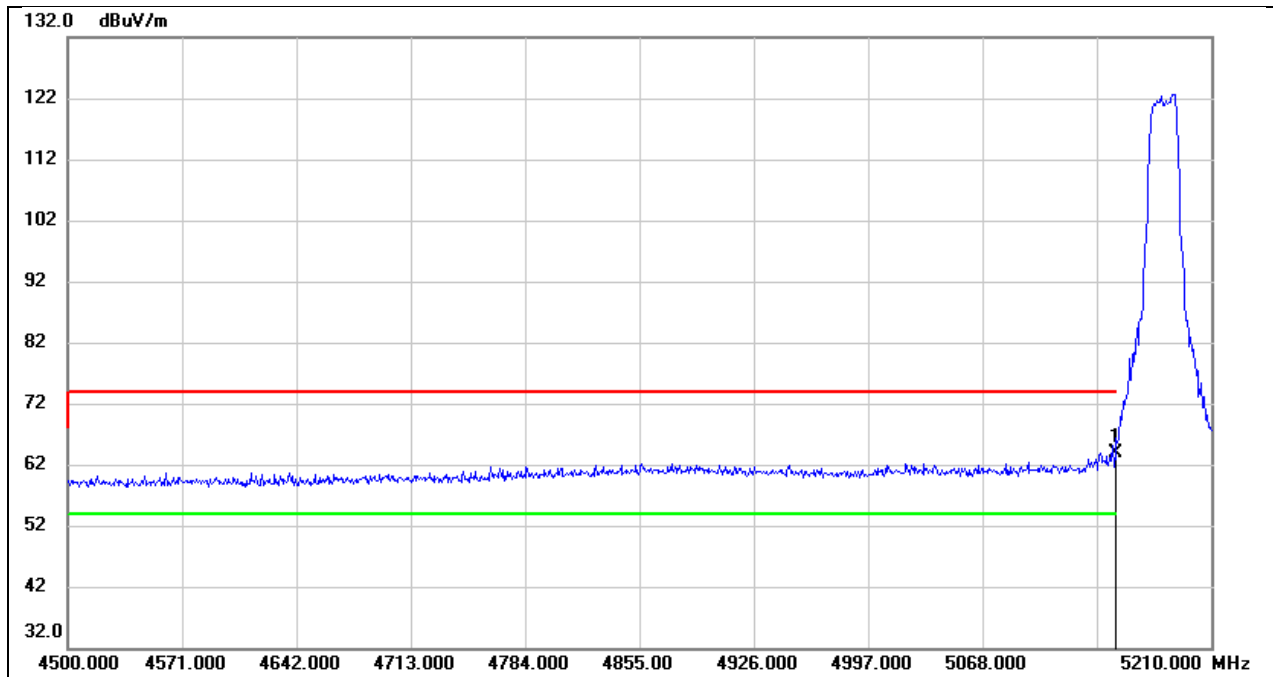
No.	Frequency (MHz)	Reading (dBuV)	Correct (dB/m)	Result (dBuV/m)	Limit (dBuV/m)	Margin (dB)	Remark
1	5136.160	17.63	40.16	57.79	74.00	-16.21	peak
2	5150.000	15.80	40.21	56.01	74.00	-17.99	peak

Test Mode:	802.11a AV	Frequency(MHz):	5180
Polarity:	Horizontal	Test Voltage:	AC 120V_60Hz



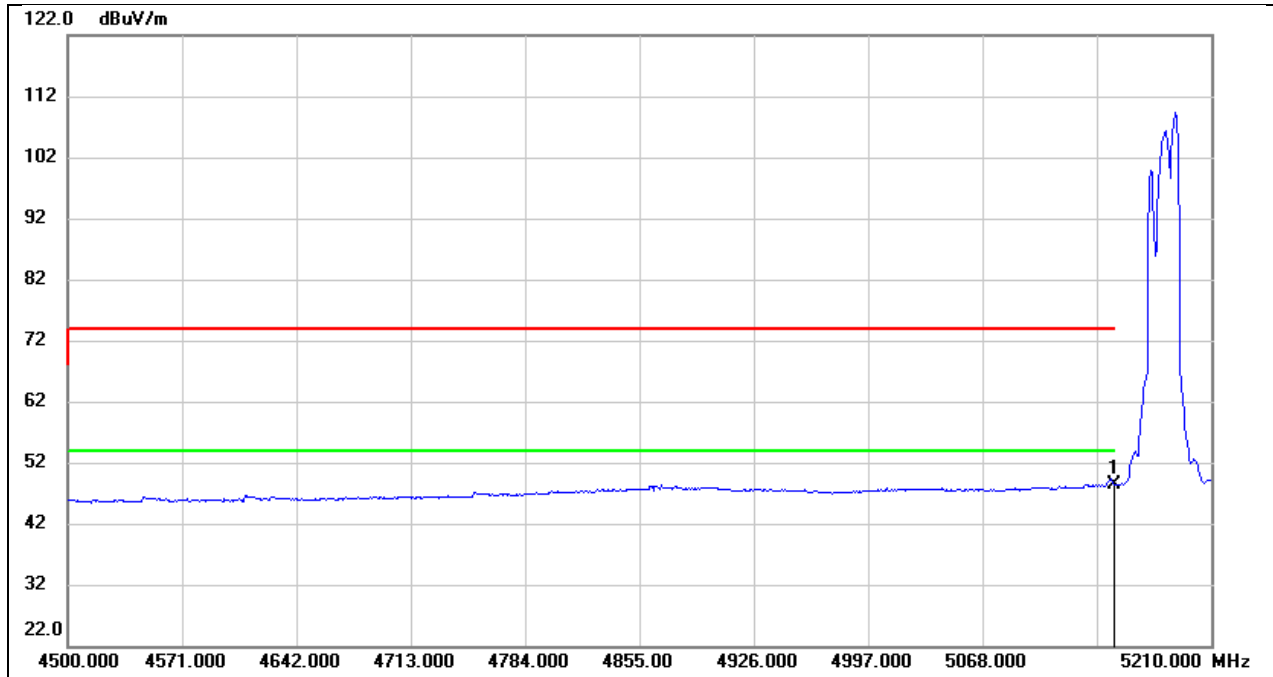
No.	Frequency (MHz)	Reading (dBuV)	Correct (dB/m)	Result (dBuV/m)	Limit (dBuV/m)	Margin (dB)	Remark
1	5136.160	2.60	40.16	42.76	54.00	-11.24	AVG
2	5150.000	2.29	40.21	42.50	54.00	-11.50	AVG

Test Mode:	802.11a PK	Frequency(MHz):	5180
Polarity:	Vertical	Test Voltage:	AC 120V_60Hz



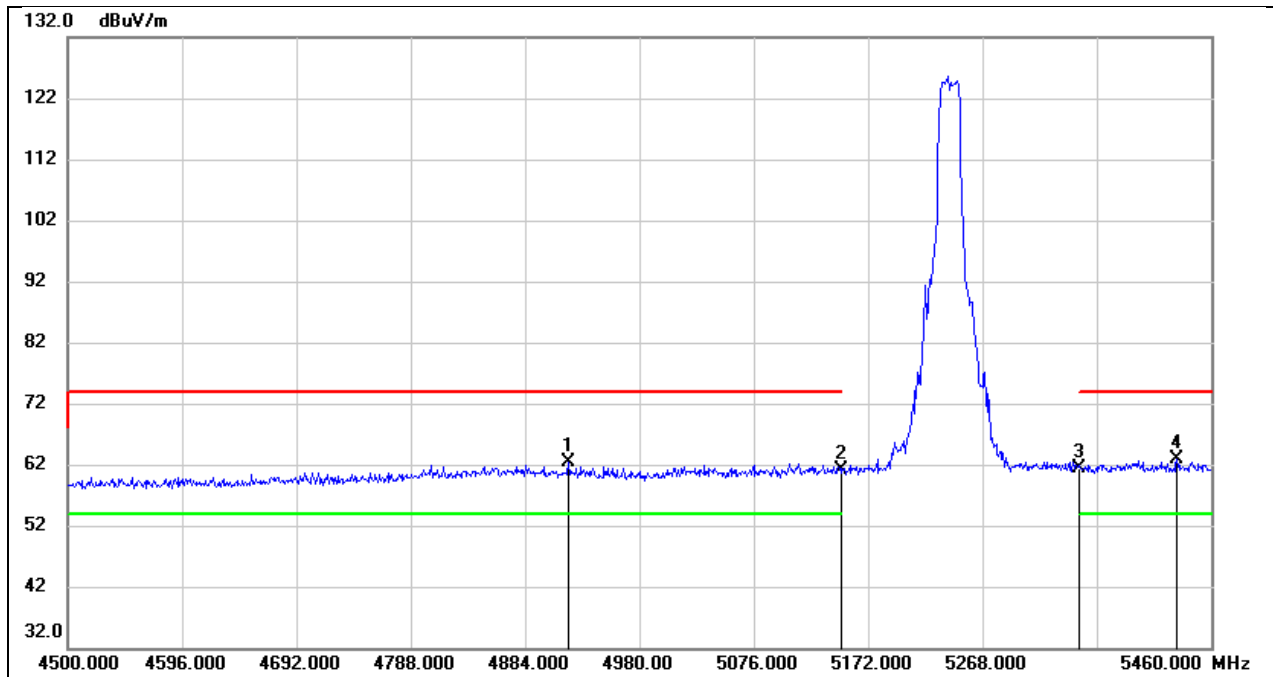
No.	Frequency (MHz)	Reading (dBuV)	Correct (dB/m)	Result (dBuV/m)	Limit (dBuV/m)	Margin (dB)	Remark
1	5150.000	23.55	40.21	63.76	74.00	-10.24	peak

Test Mode:	802.11a AV	Frequency(MHz):	5180
Polarity:	Vertical	Test Voltage:	AC 120V_60Hz



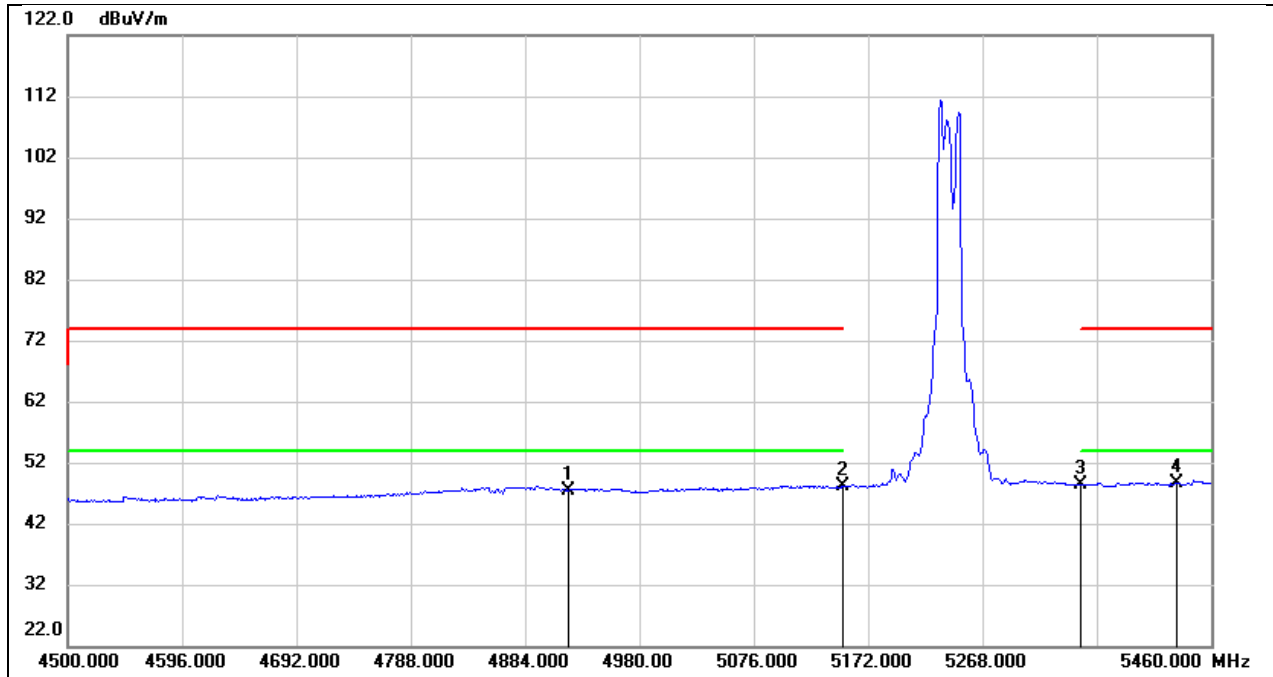
No.	Frequency (MHz)	Reading (dBuV)	Correct (dB/m)	Result (dBuV/m)	Limit (dBuV/m)	Margin (dB)	Remark
1	5150.000	8.15	40.21	48.36	54.00	-5.64	AVG

Test Mode:	802.11a PK	Frequency(MHz):	5240
Polarity:	Vertical	Test Voltage:	AC 120V_60Hz



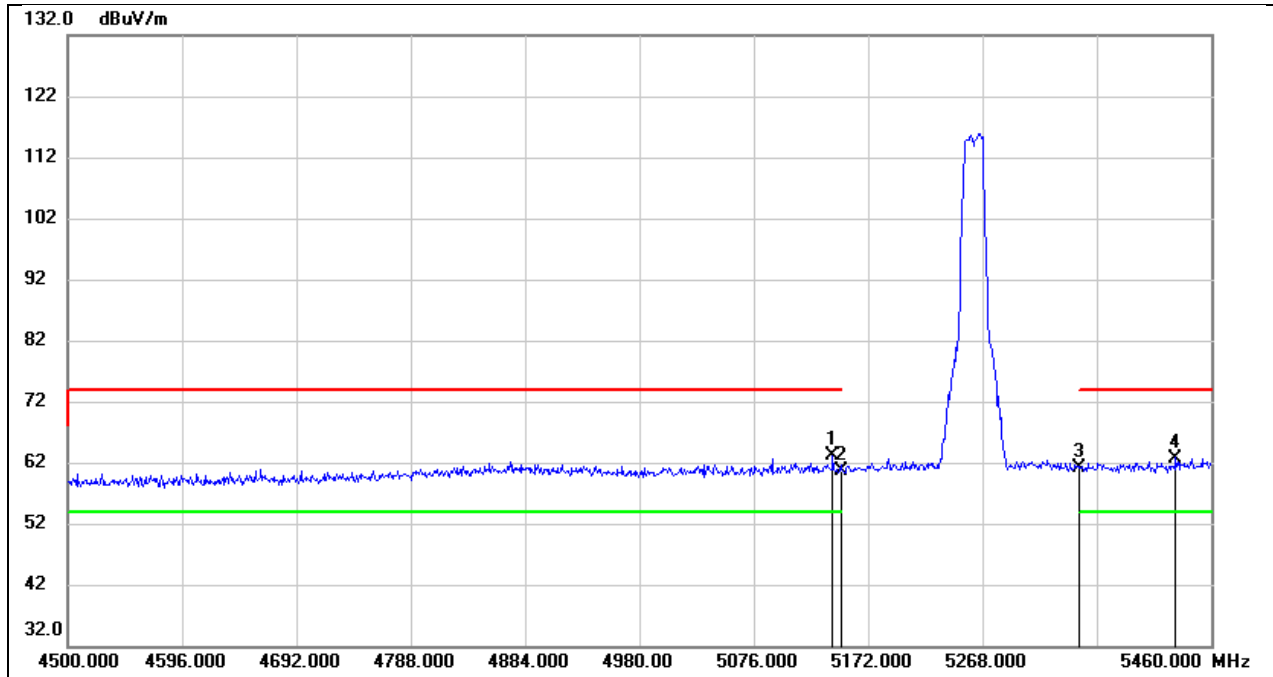
No.	Frequency (MHz)	Reading (dBuV)	Correct (dB/m)	Result (dBuV/m)	Limit (dBuV/m)	Margin (dB)	Remark
1	4920.480	22.81	39.50	62.31	74.00	-11.69	peak
2	5150.000	20.97	40.21	61.18	74.00	-12.82	peak
3	5350.000	20.94	40.46	61.40	74.00	-12.60	peak
4	5431.200	22.21	40.64	62.85	74.00	-11.15	peak

Test Mode:	802.11a AV	Frequency(MHz):	5240
Polarity:	Vertical	Test Voltage:	AC 120V_60Hz



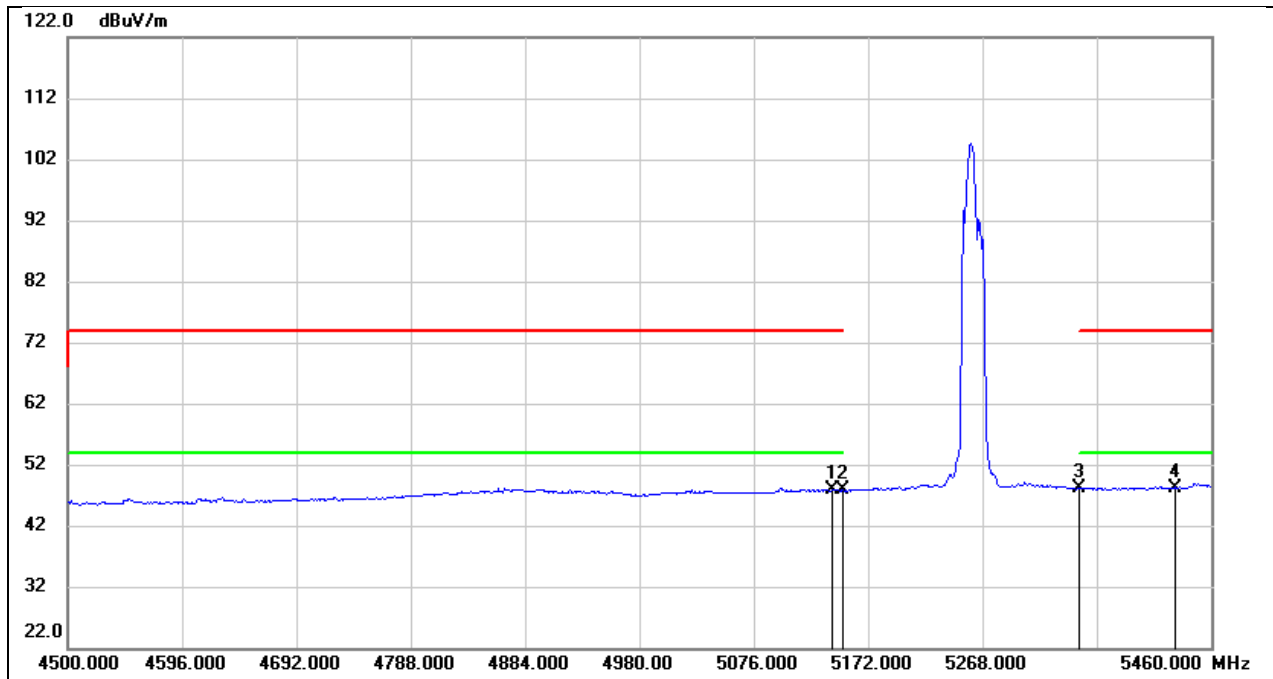
No.	Frequency (MHz)	Reading (dBuV)	Correct (dB/m)	Result (dBuV/m)	Limit (dBuV/m)	Margin (dB)	Remark
1	4920.480	8.00	39.50	47.50	54.00	-6.50	AVG
2	5150.000	7.82	40.21	48.03	54.00	-5.97	AVG
3	5350.000	7.90	40.46	48.36	54.00	-5.64	AVG
4	5431.200	7.92	40.64	48.56	54.00	-5.44	AVG

Test Mode:	802.11a PK	Frequency(MHz):	5260
Polarity:	Vertical	Test Voltage:	AC 120V_60Hz



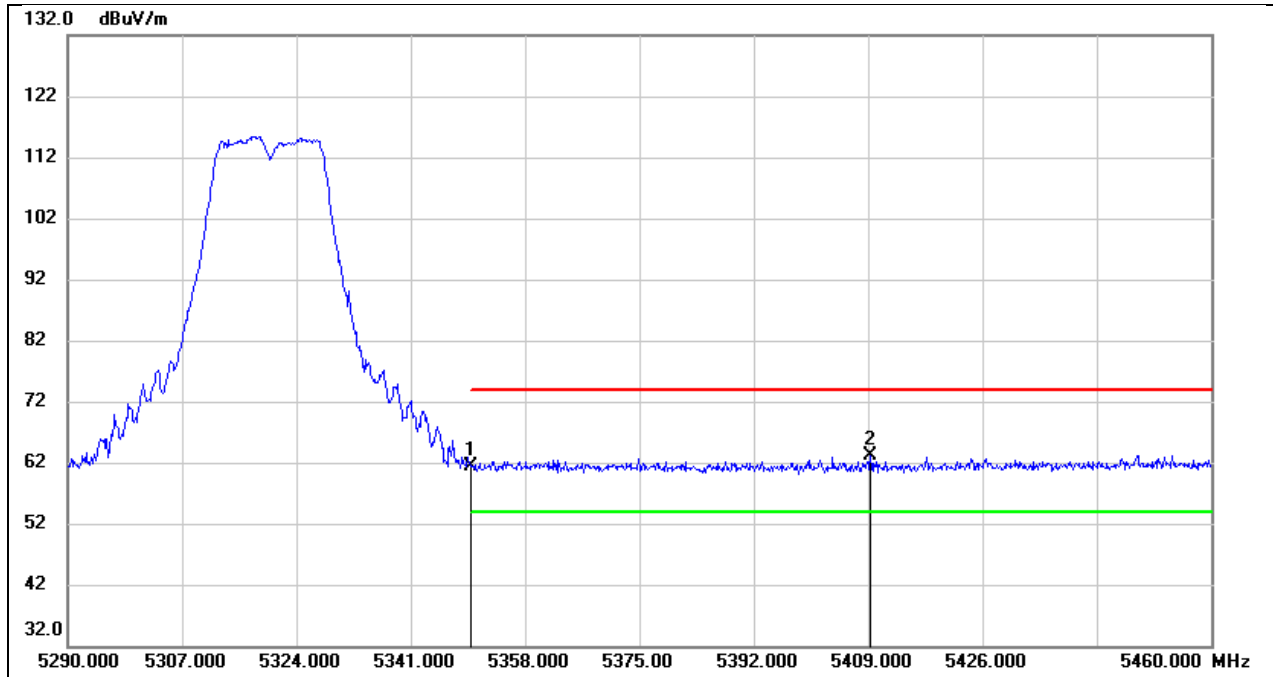
No.	Frequency (MHz)	Reading (dBuV)	Correct (dB/m)	Result (dBuV/m)	Limit (dBuV/m)	Margin (dB)	Remark
1	5142.240	22.83	40.18	63.01	74.00	-10.99	peak
2	5150.000	20.37	40.21	60.58	74.00	-13.42	peak
3	5350.000	20.63	40.46	61.09	74.00	-12.91	peak
4	5430.240	22.11	40.64	62.75	74.00	-11.25	peak

Test Mode:	802.11a AV	Frequency(MHz):	5260
Polarity:	Vertical	Test Voltage:	AC 120V_60Hz



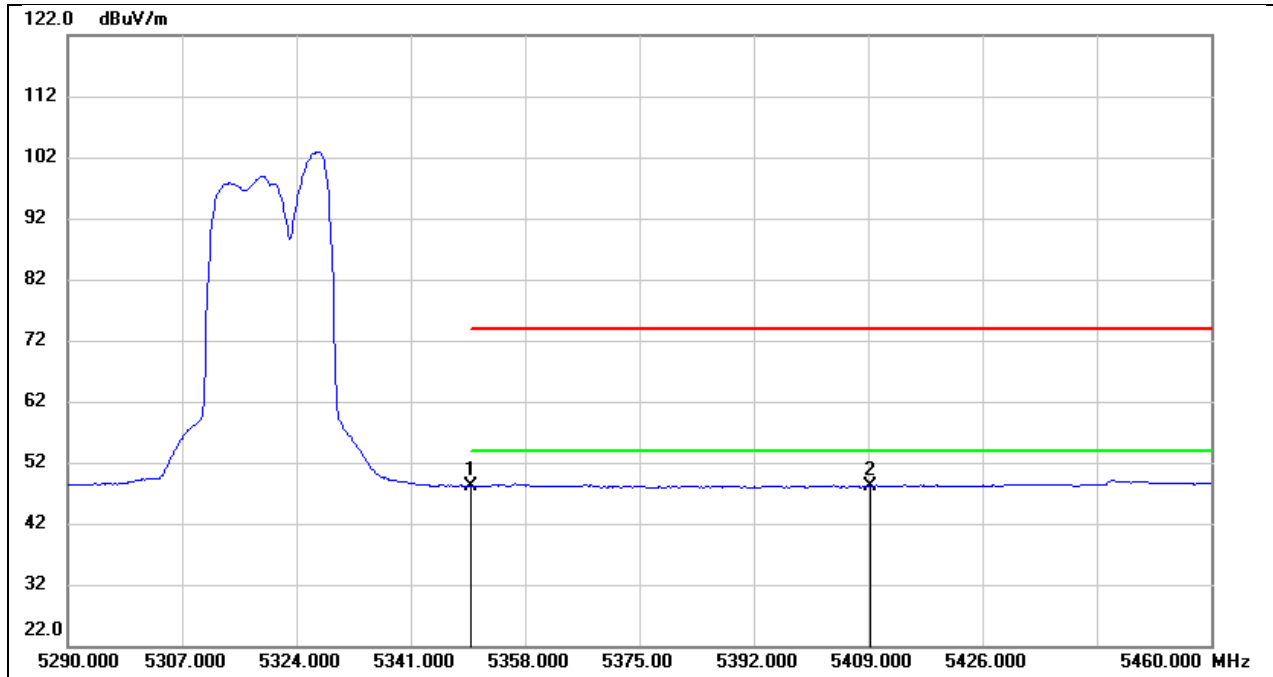
No.	Frequency (MHz)	Reading (dBuV)	Correct (dB/m)	Result (dBuV/m)	Limit (dBuV/m)	Margin (dB)	Remark
1	5142.240	7.64	40.18	47.82	54.00	-6.18	AVG
2	5150.000	7.57	40.21	47.78	54.00	-6.22	AVG
3	5350.000	7.68	40.46	48.14	54.00	-5.86	AVG
4	5430.240	7.60	40.64	48.24	54.00	-5.76	AVG

Test Mode:	802.11a PK	Frequency(MHz):	5320
Polarity:	Vertical	Test Voltage:	AC 120V_60Hz



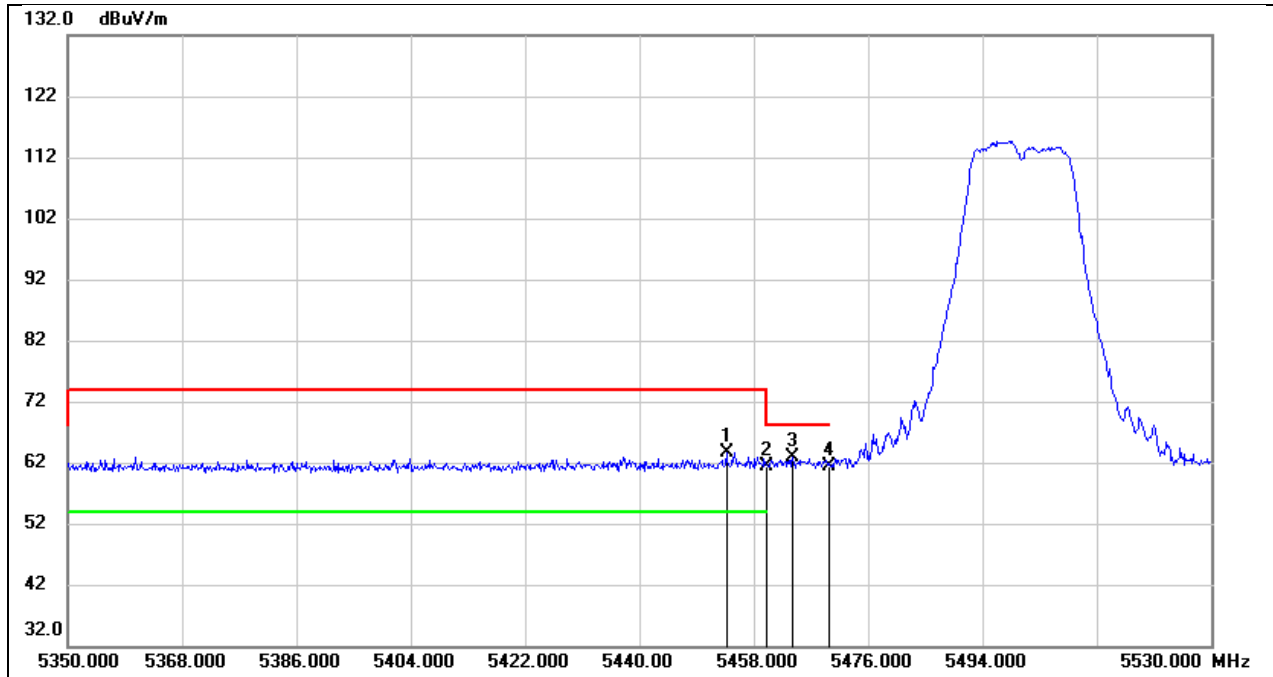
No.	Frequency (MHz)	Reading (dBuV)	Correct (dB/m)	Result (dBuV/m)	Limit (dBuV/m)	Margin (dB)	Remark
1	5350.000	20.85	40.46	61.31	74.00	-12.69	peak
2	5409.340	22.57	40.54	63.11	74.00	-10.89	peak

Test Mode:	802.11a AV	Frequency(MHz):	5320
Polarity:	Vertical	Test Voltage:	AC 120V_60Hz



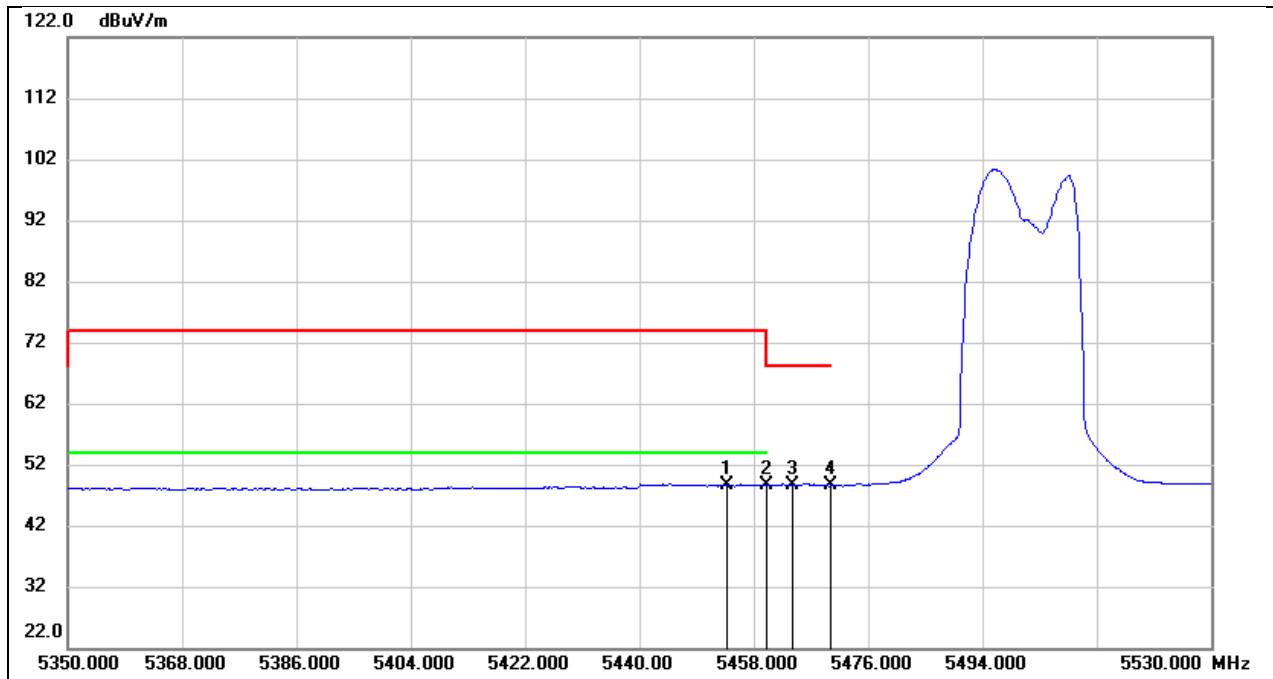
No.	Frequency (MHz)	Reading (dBuV)	Correct (dB/m)	Result (dBuV/m)	Limit (dBuV/m)	Margin (dB)	Remark
1	5350.000	7.61	40.46	48.07	54.00	-5.93	AVG
2	5409.340	7.59	40.54	48.13	54.00	-5.87	AVG

Test Mode:	802.11a PK	Frequency(MHz):	5500
Polarity:	Vertical	Test Voltage:	AC 120V_60Hz



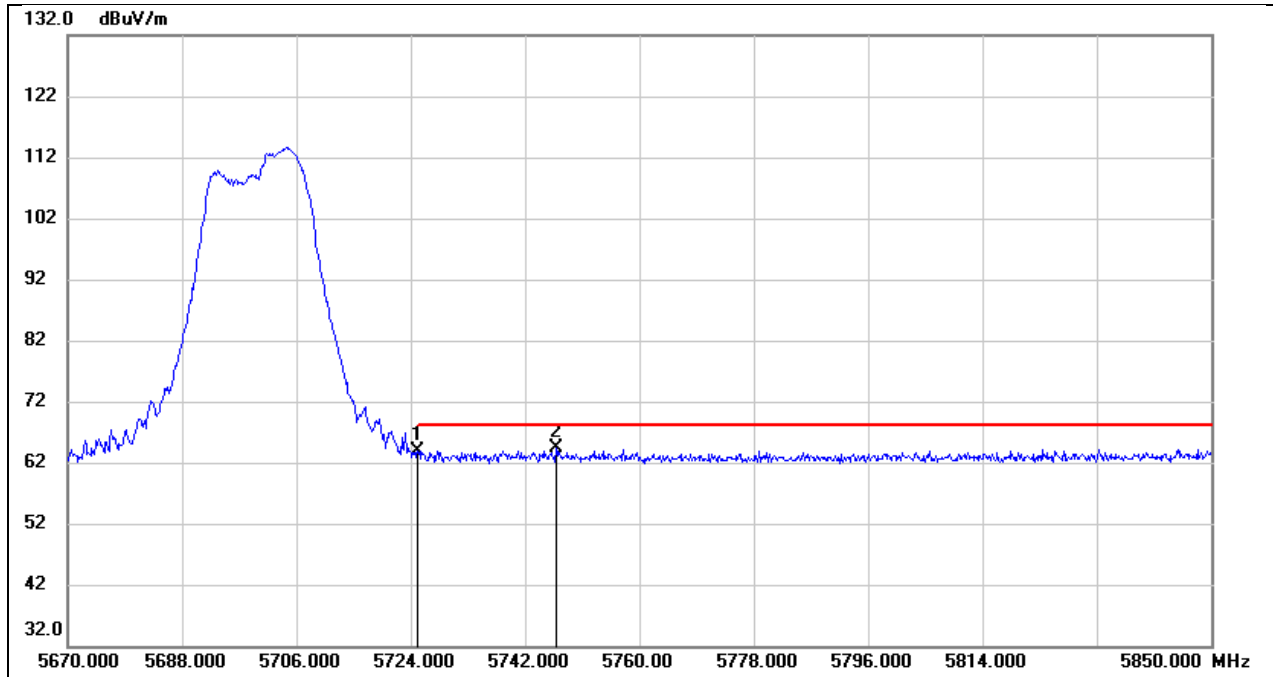
No.	Frequency (MHz)	Reading (dBuV)	Correct (dB/m)	Result (dBuV/m)	Limit (dBuV/m)	Margin (dB)	Remark
1	5453.680	22.95	40.76	63.71	74.00	-10.29	peak
2	5460.000	20.63	40.79	61.42	68.20	-6.78	peak
3	5464.120	21.97	40.81	62.78	68.20	-5.42	peak
4	5470.000	20.66	40.84	61.50	68.20	-6.70	peak

Test Mode:	802.11a AV	Frequency(MHz):	5500
Polarity:	Vertical	Test Voltage:	AC 120V_60Hz



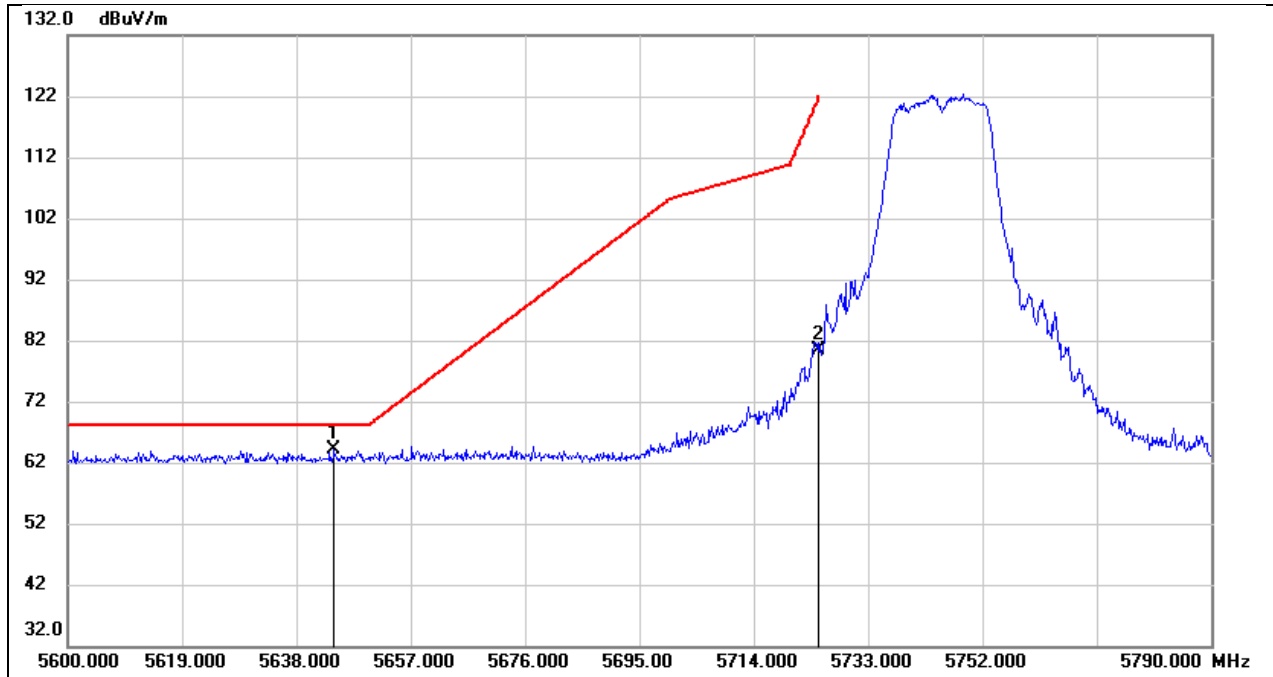
No.	Frequency (MHz)	Reading (dBuV)	Correct (dB/m)	Result (dBuV/m)	Limit (dBuV/m)	Margin (dB)	Remark
1	5453.680	7.80	40.76	48.56	54.00	-5.44	AVG
2	5460.000	7.74	40.79	48.53	54.00	-5.47	AVG
3	5464.120	7.83	40.81	48.64	/	/	AVG
4	5470.000	7.81	40.84	48.65	/	/	AVG

Test Mode:	802.11a PK	Frequency(MHz):	5700
Polarity:	Vertical	Test Voltage:	AC 120V_60Hz



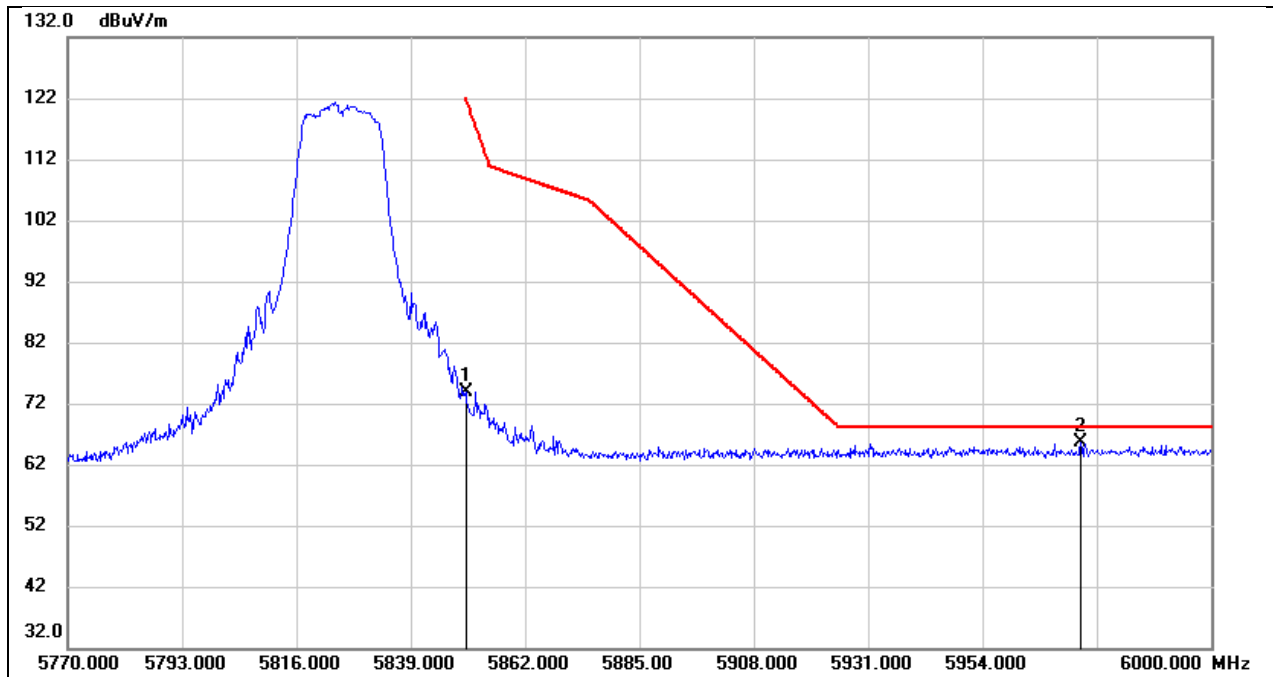
No.	Frequency (MHz)	Reading (dBuV)	Correct (dB/m)	Result (dBuV/m)	Limit (dBuV/m)	Margin (dB)	Remark
1	5725.000	22.76	41.24	64.00	68.20	-4.20	peak
2	5746.860	23.11	41.21	64.32	68.20	-3.88	peak

Test Mode:	802.11a PK	Frequency(MHz):	5745
Polarity:	Vertical	Test Voltage:	AC 120V_60Hz



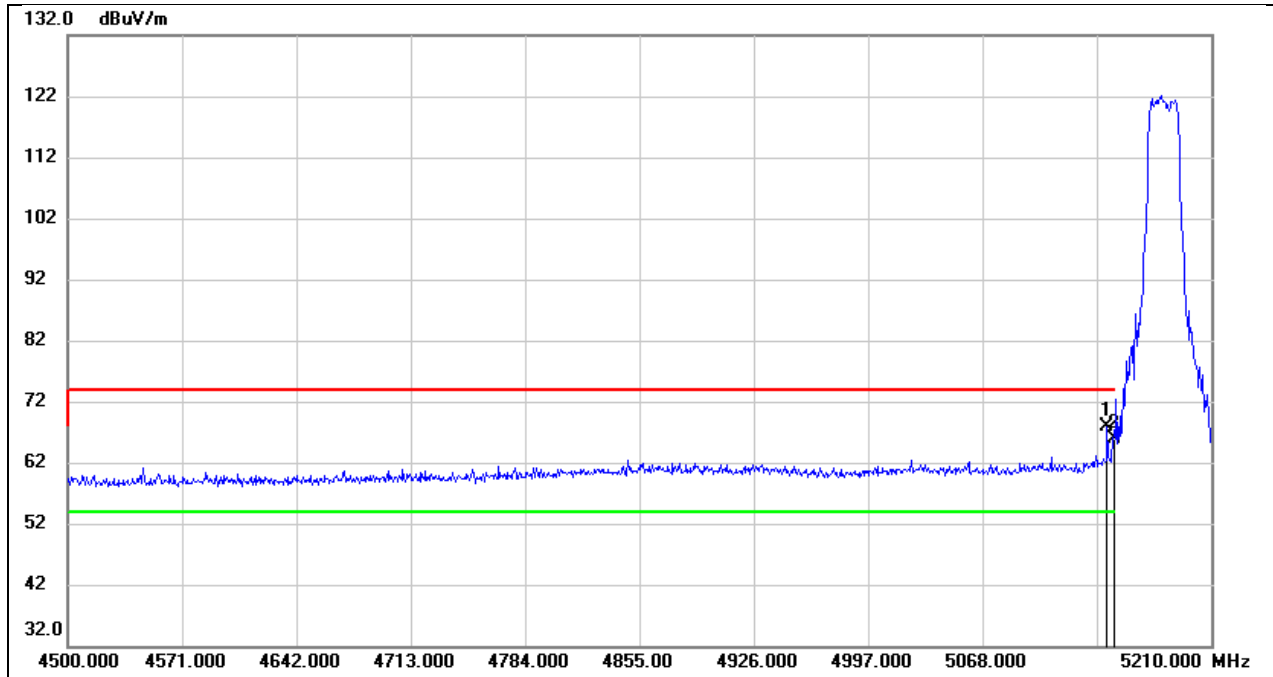
No.	Frequency (MHz)	Reading (dBuV)	Correct (dB/m)	Result (dBuV/m)	Limit (dBuV/m)	Margin (dB)	Remark
1	5644.270	22.78	41.33	64.11	68.20	-4.09	peak
2	5725.000	39.16	41.24	80.40	122.20	-41.80	peak

Test Mode:	802.11a PK	Frequency(MHz):	5825
Polarity:	Vertical	Test Voltage:	AC 120V_60Hz



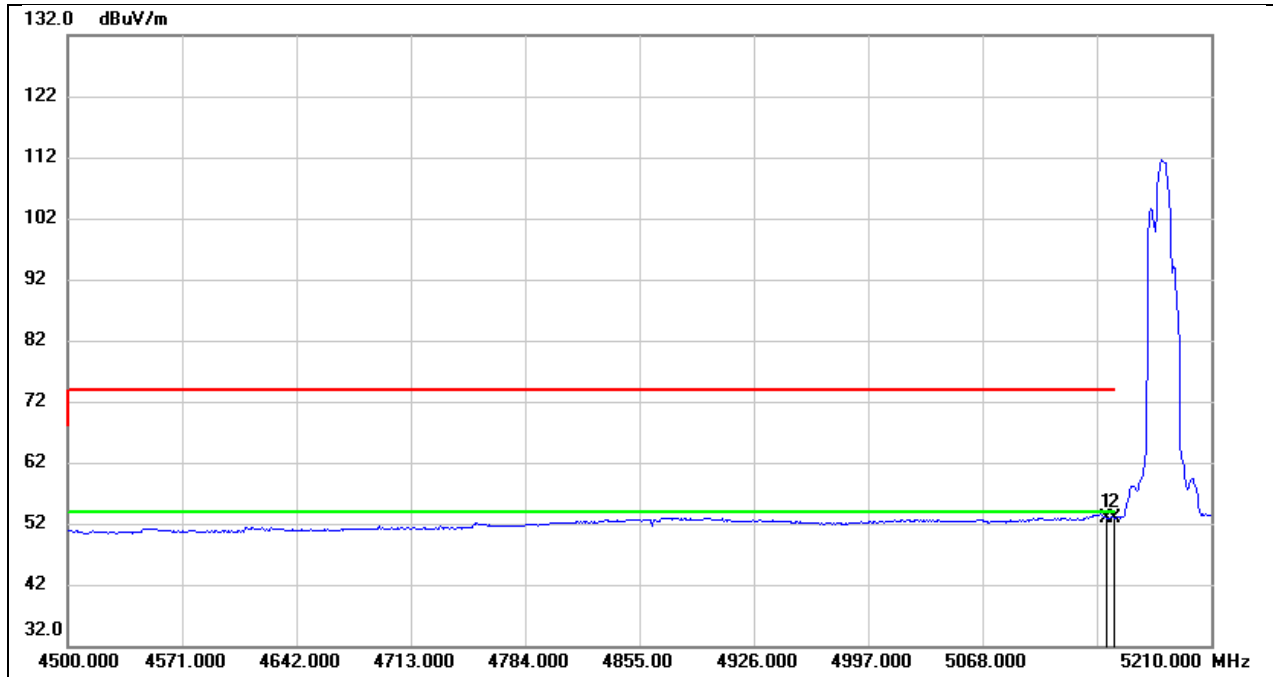
No.	Frequency (MHz)	Reading (dBuV)	Correct (dB/m)	Result (dBuV/m)	Limit (dBuV/m)	Margin (dB)	Remark
1	5850.000	32.54	41.37	73.91	122.20	-48.29	peak
2	5973.780	23.73	41.93	65.66	68.20	-2.54	peak

Test Mode:	802.11ac VHT20 PK	Frequency(MHz):	5180
Polarity:	Vertical	Test Voltage:	AC 120V_60Hz



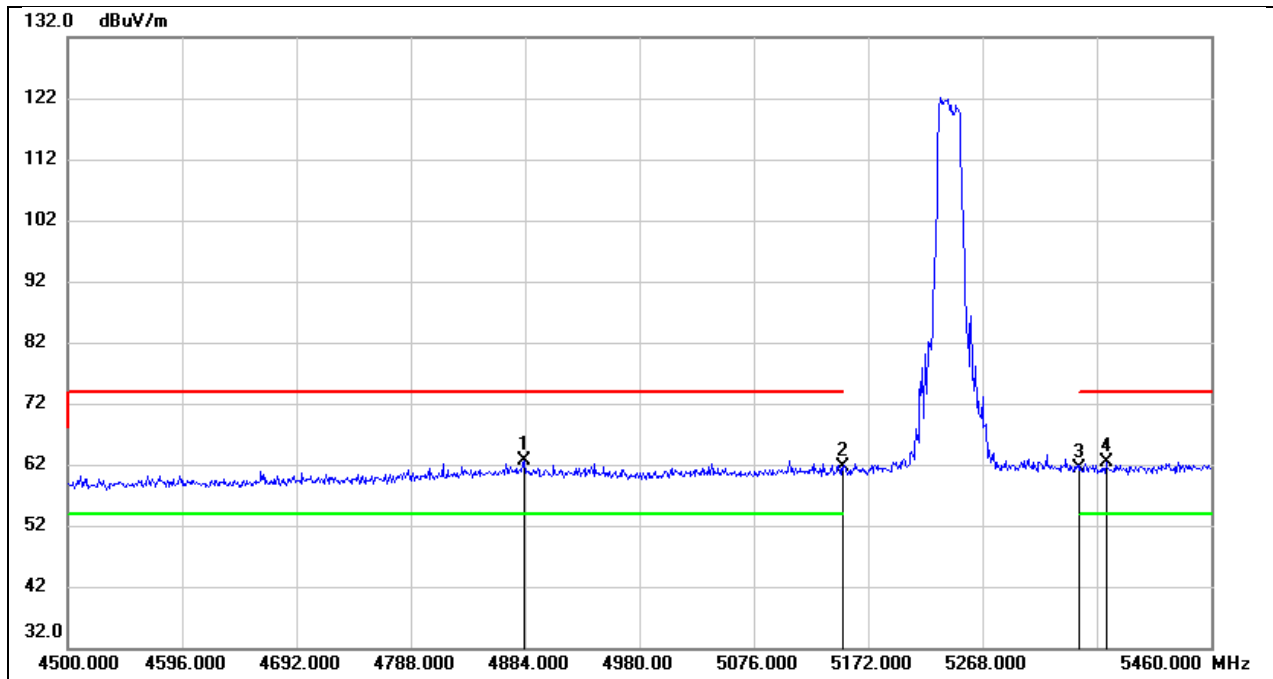
No.	Frequency (MHz)	Reading (dBuV)	Correct (dB/m)	Result (dBuV/m)	Limit (dBuV/m)	Margin (dB)	Remark
1	5145.390	27.64	40.19	67.83	74.00	-6.17	peak
2	5150.000	25.63	40.21	65.84	74.00	-8.16	peak

Test Mode:	802.11ac VHT20 AV	Frequency(MHz):	5180
Polarity:	Vertical	Test Voltage:	AC 120V_60Hz



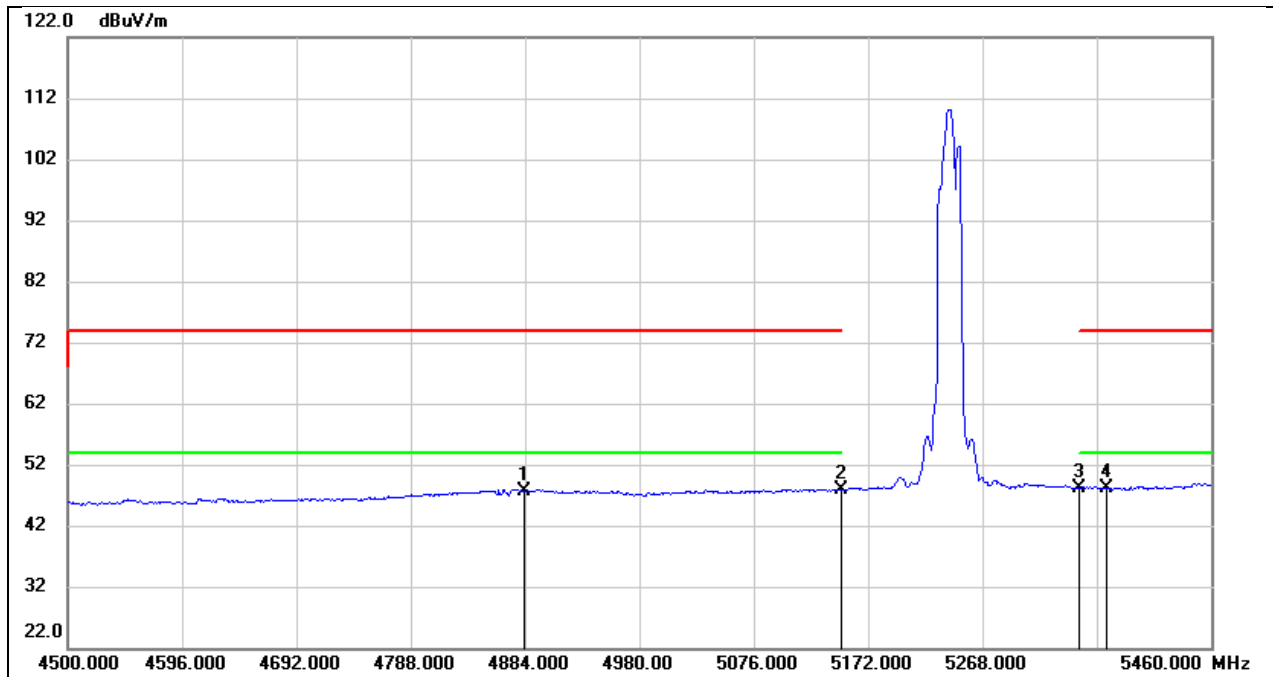
No.	Frequency (MHz)	Reading (dBuV)	Correct (dB/m)	Result (dBuV/m)	Limit (dBuV/m)	Margin (dB)	Remark
1	5145.390	12.65	40.19	52.84	54.00	-1.16	AVG
2	5150.000	12.68	40.21	52.89	54.00	-1.11	AVG

Test Mode:	802.11ac VHT20 PK	Frequency(MHz):	5240
Polarity:	Vertical	Test Voltage:	AC 120V_60Hz



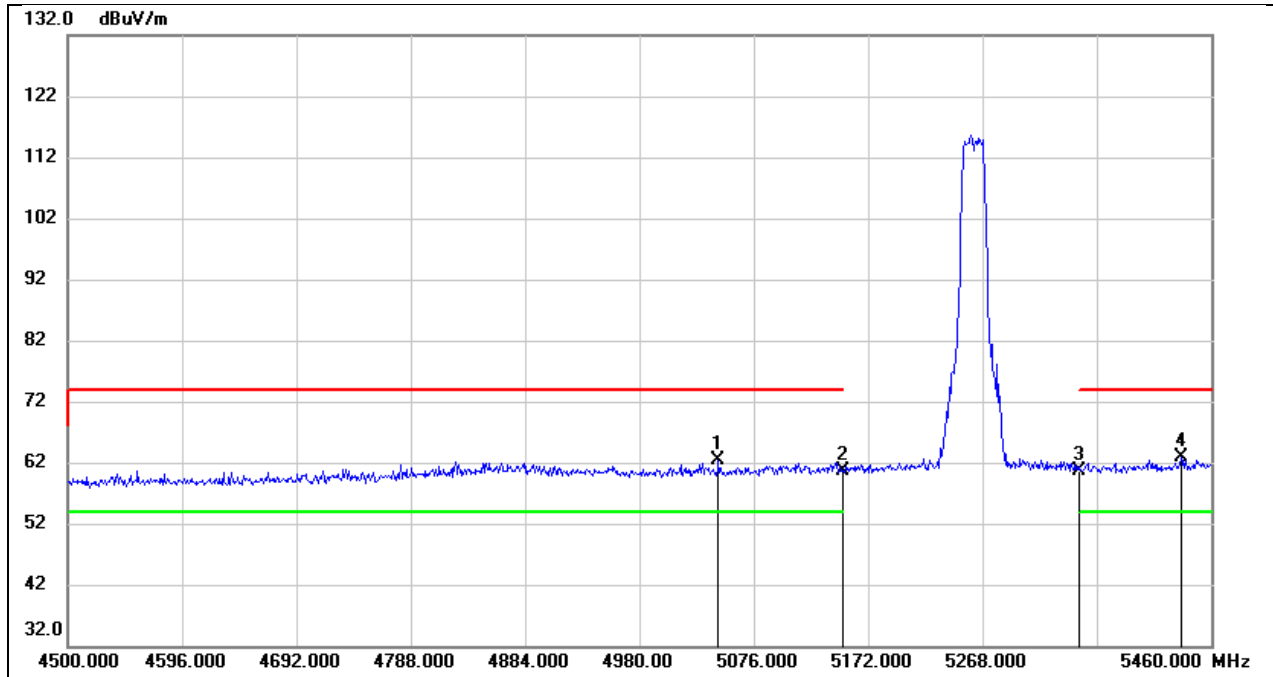
No.	Frequency (MHz)	Reading (dBuV)	Correct (dB/m)	Result (dBuV/m)	Limit (dBuV/m)	Margin (dB)	Remark
1	4883.040	23.24	39.41	62.65	74.00	-11.35	peak
2	5150.000	21.48	40.21	61.69	74.00	-12.31	peak
3	5350.000	20.88	40.46	61.34	74.00	-12.66	peak
4	5371.680	22.02	40.47	62.49	74.00	-11.51	peak

Test Mode:	802.11ac VHT20 AV	Frequency(MHz):	5240
Polarity:	Vertical	Test Voltage:	AC 120V_60Hz



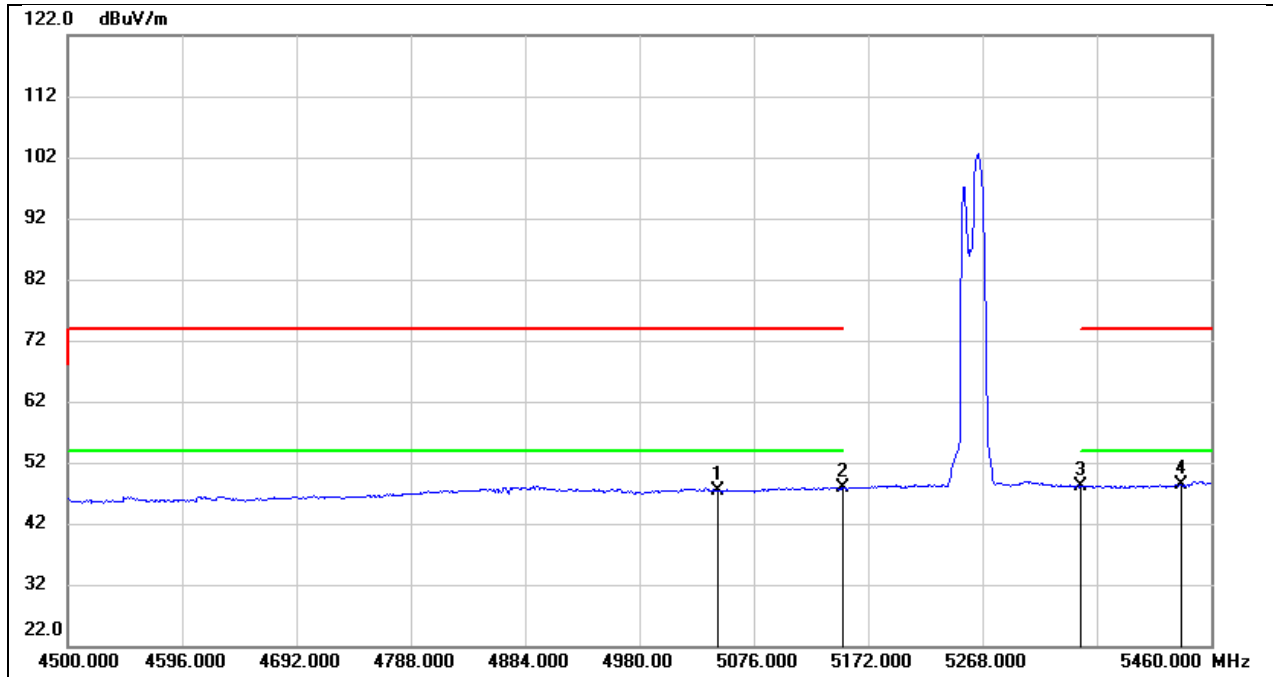
No.	Frequency (MHz)	Reading (dBuV)	Correct (dB/m)	Result (dBuV/m)	Limit (dBuV/m)	Margin (dB)	Remark
1	4883.040	8.27	39.41	47.68	54.00	-6.32	AVG
2	5150.000	7.59	40.21	47.80	54.00	-6.20	AVG
3	5350.000	7.72	40.46	48.18	54.00	-5.82	AVG
4	5371.680	7.62	40.47	48.09	54.00	-5.91	AVG

Test Mode:	802.11ac VHT20 PK	Frequency(MHz):	5260
Polarity:	Vertical	Test Voltage:	AC 120V_60Hz



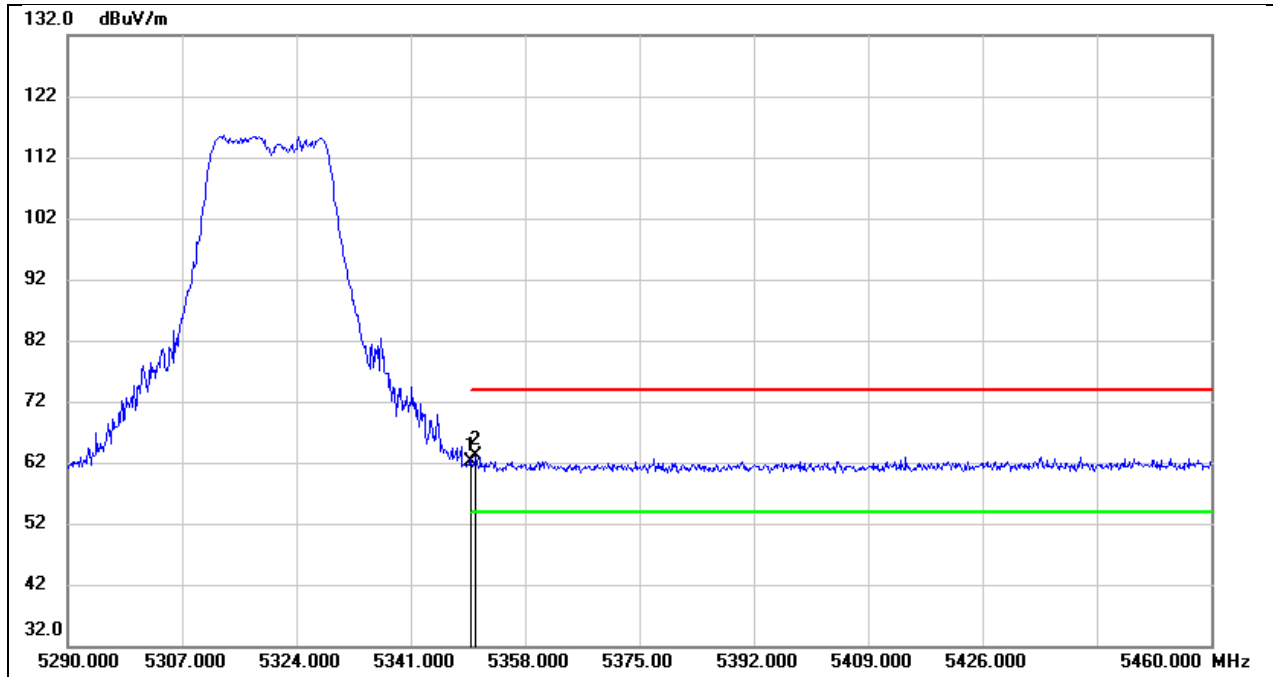
No.	Frequency (MHz)	Reading (dBuV)	Correct (dB/m)	Result (dBuV/m)	Limit (dBuV/m)	Margin (dB)	Remark
1	5046.240	22.46	39.85	62.31	74.00	-11.69	peak
2	5150.000	20.51	40.21	60.72	74.00	-13.28	peak
3	5350.000	20.29	40.46	60.75	74.00	-13.25	peak
4	5435.040	22.19	40.67	62.86	74.00	-11.14	peak

Test Mode:	802.11ac VHT20 AV	Frequency(MHz):	5260
Polarity:	Vertical	Test Voltage:	AC 120V_60Hz



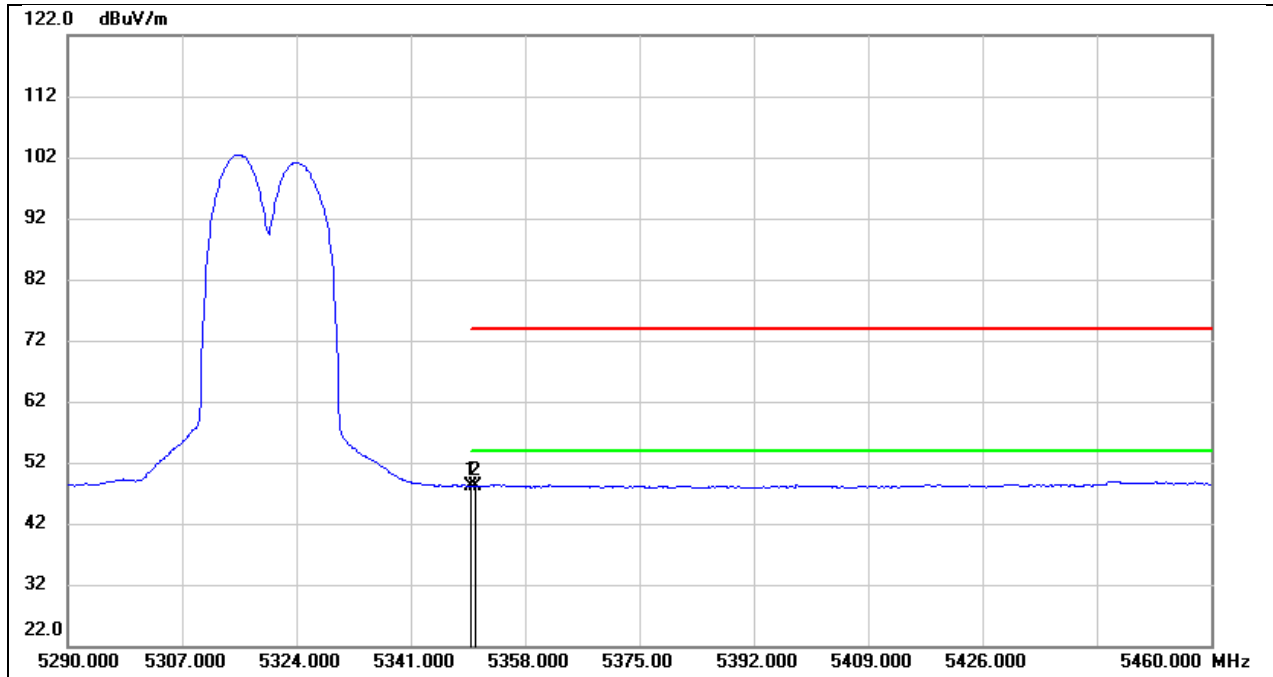
No.	Frequency (MHz)	Reading (dBuV)	Correct (dB/m)	Result (dBuV/m)	Limit (dBuV/m)	Margin (dB)	Remark
1	5046.240	7.44	39.85	47.29	54.00	-6.71	AVG
2	5150.000	7.59	40.21	47.80	54.00	-6.20	AVG
3	5350.000	7.62	40.46	48.08	54.00	-5.92	AVG
4	5435.040	7.67	40.67	48.34	54.00	-5.66	AVG

Test Mode:	802.11ac VHT20 PK	Frequency(MHz):	5320
Polarity:	Vertical	Test Voltage:	AC 120V_60Hz



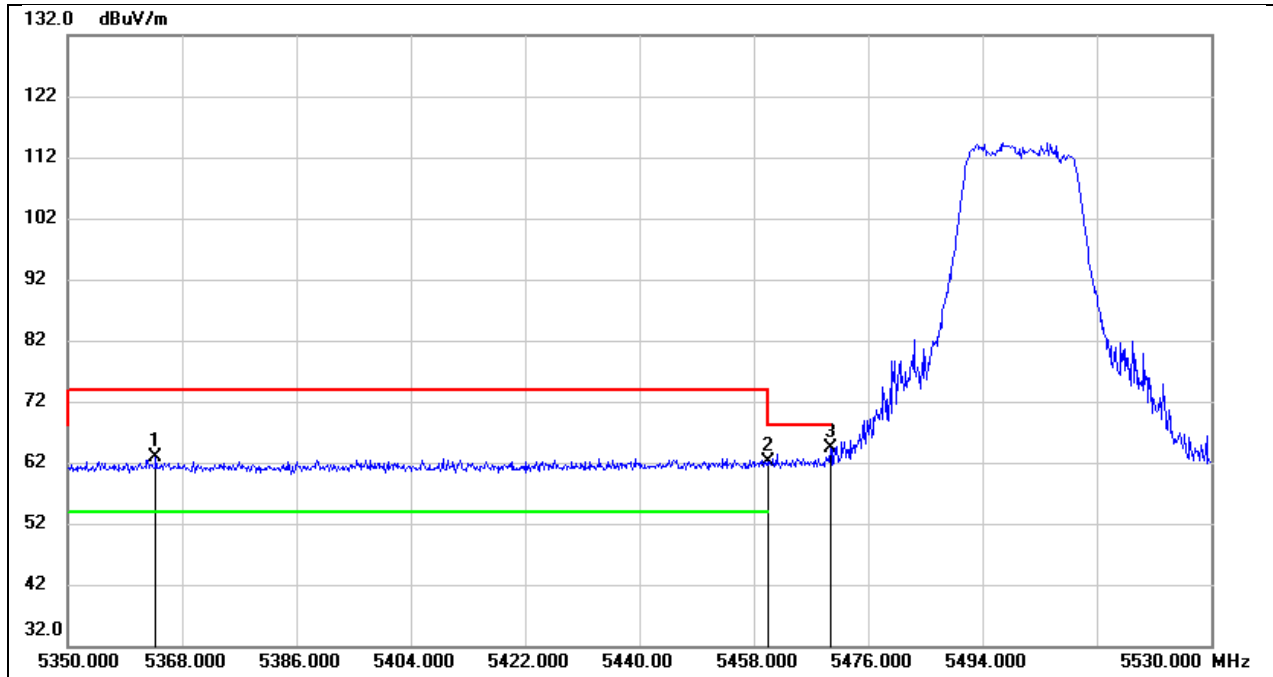
No.	Frequency (MHz)	Reading (dBuV)	Correct (dB/m)	Result (dBuV/m)	Limit (dBuV/m)	Margin (dB)	Remark
1	5350.000	21.71	40.46	62.17	74.00	-11.83	peak
2	5350.690	22.57	40.46	63.03	74.00	-10.97	peak

Test Mode:	802.11ac VHT20 AV	Frequency(MHz):	5320
Polarity:	Vertical	Test Voltage:	AC 120V_60Hz



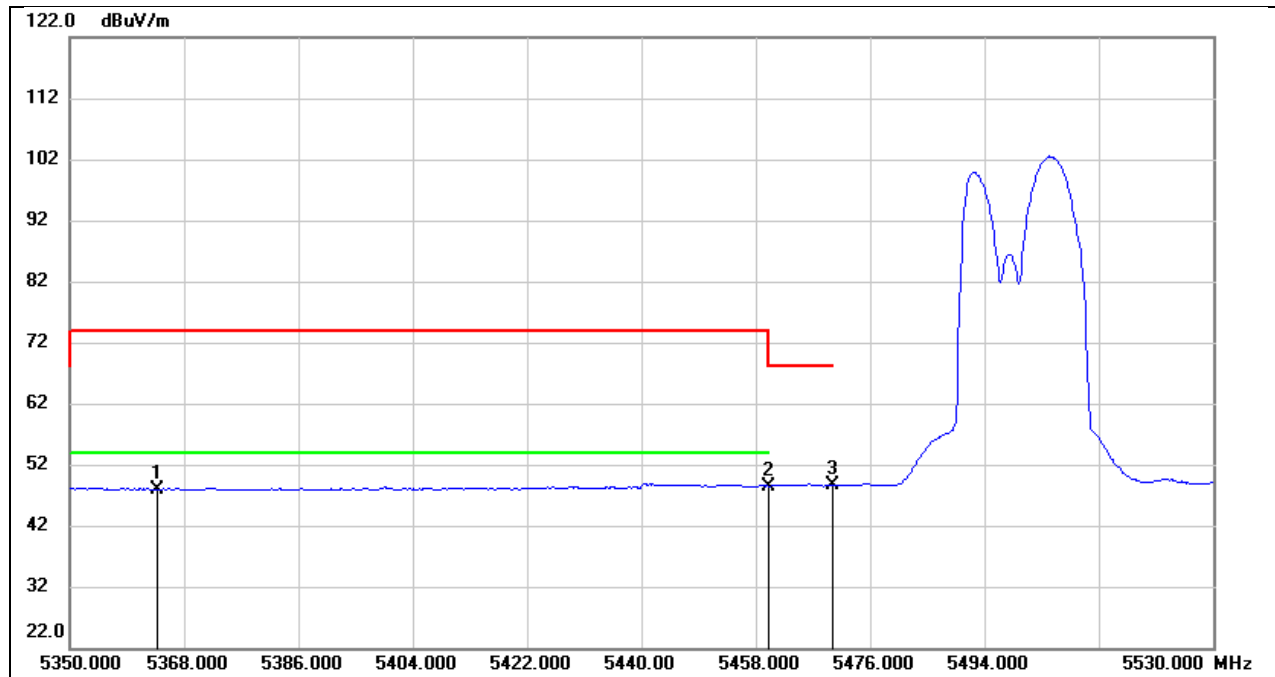
No.	Frequency (MHz)	Reading (dBuV)	Correct (dB/m)	Result (dBuV/m)	Limit (dBuV/m)	Margin (dB)	Remark
1	5350.000	7.63	40.46	48.09	54.00	-5.91	AVG
2	5350.690	7.59	40.46	48.05	54.00	-5.95	AVG

Test Mode:	802.11ac VHT20 PK	Frequency(MHz):	5500
Polarity:	Vertical	Test Voltage:	AC 120V_60Hz



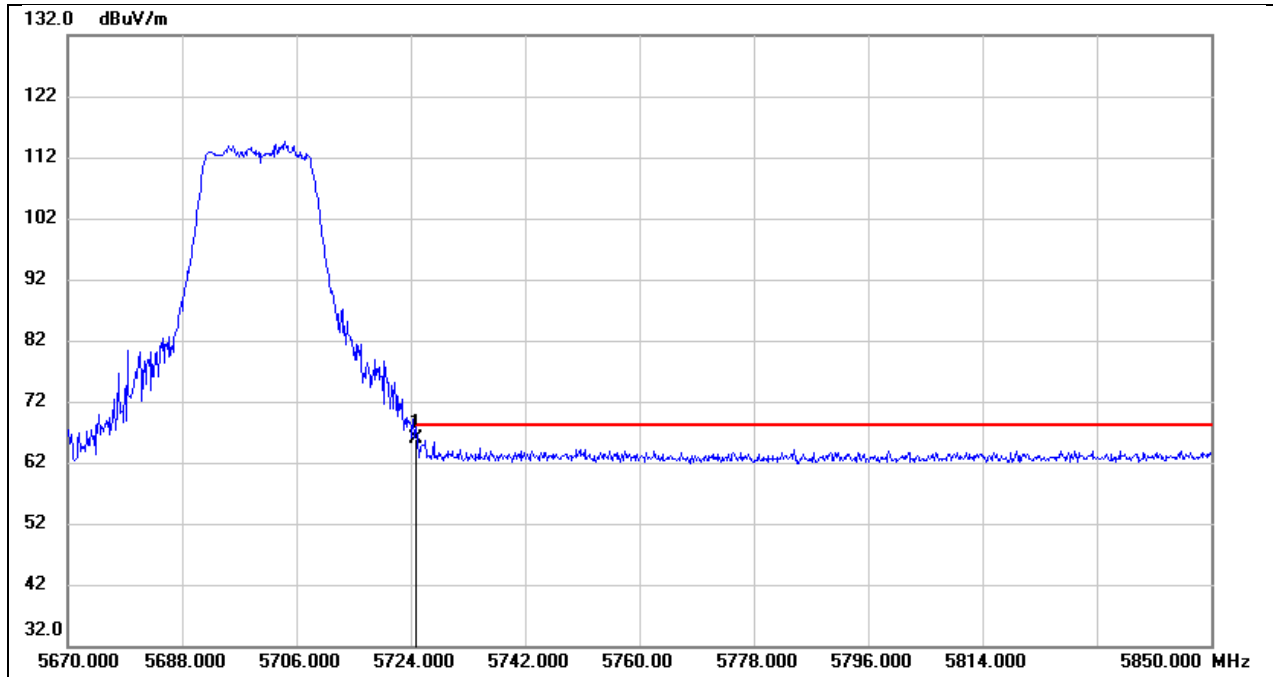
No.	Frequency (MHz)	Reading (dBuV)	Correct (dB/m)	Result (dBuV/m)	Limit (dBuV/m)	Margin (dB)	Remark
1	5363.860	22.39	40.47	62.86	74.00	-11.14	peak
2	5460.000	21.28	40.79	62.07	68.20	-6.13	peak
3	5470.000	23.59	40.84	64.43	68.20	-3.77	peak

Test Mode:	802.11ac VHT20 AV	Frequency(MHz):	5500
Polarity:	Vertical	Test Voltage:	AC 120V_60Hz



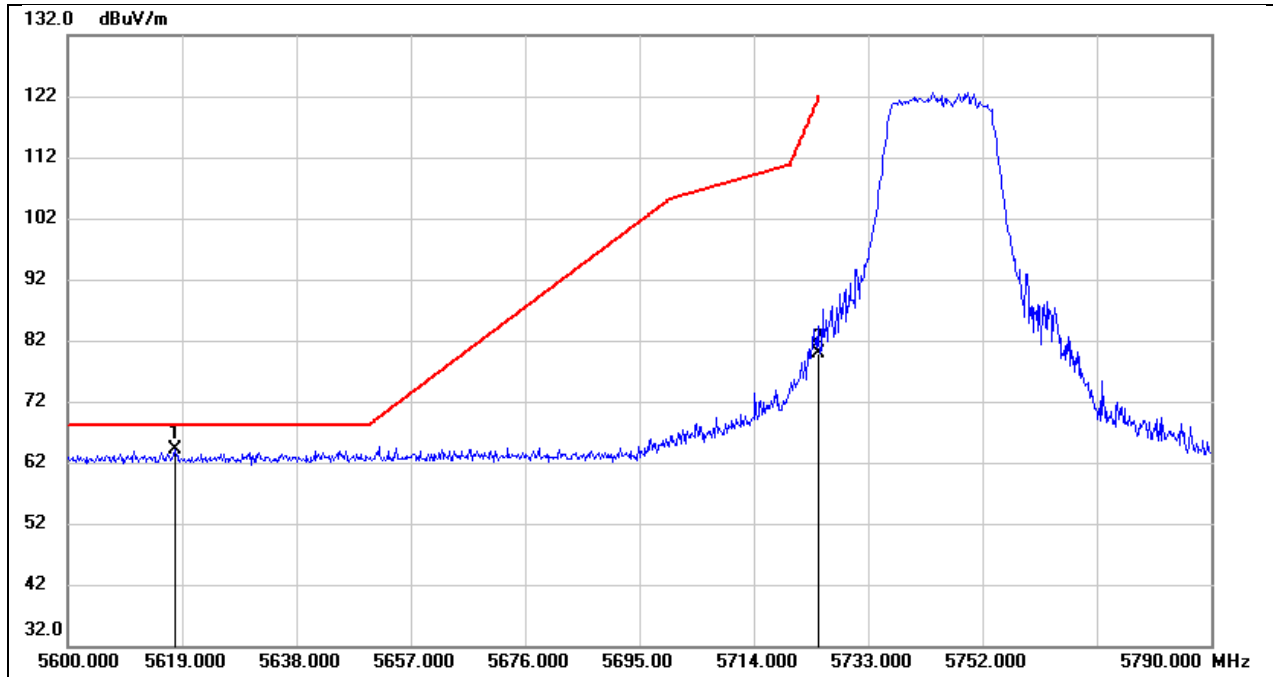
No.	Frequency (MHz)	Reading (dBuV)	Correct (dB/m)	Result (dBuV/m)	Limit (dBuV/m)	Margin (dB)	Remark
1	5363.860	7.48	40.47	47.95	54.00	-6.05	AVG
2	5460.000	7.68	40.79	48.47	54.00	-5.53	AVG
3	5470.000	7.74	40.84	48.58	/	/	AVG

Test Mode:	802.11ac VHT20 PK	Frequency(MHz):	5700
Polarity:	Vertical	Test Voltage:	AC 120V_60Hz



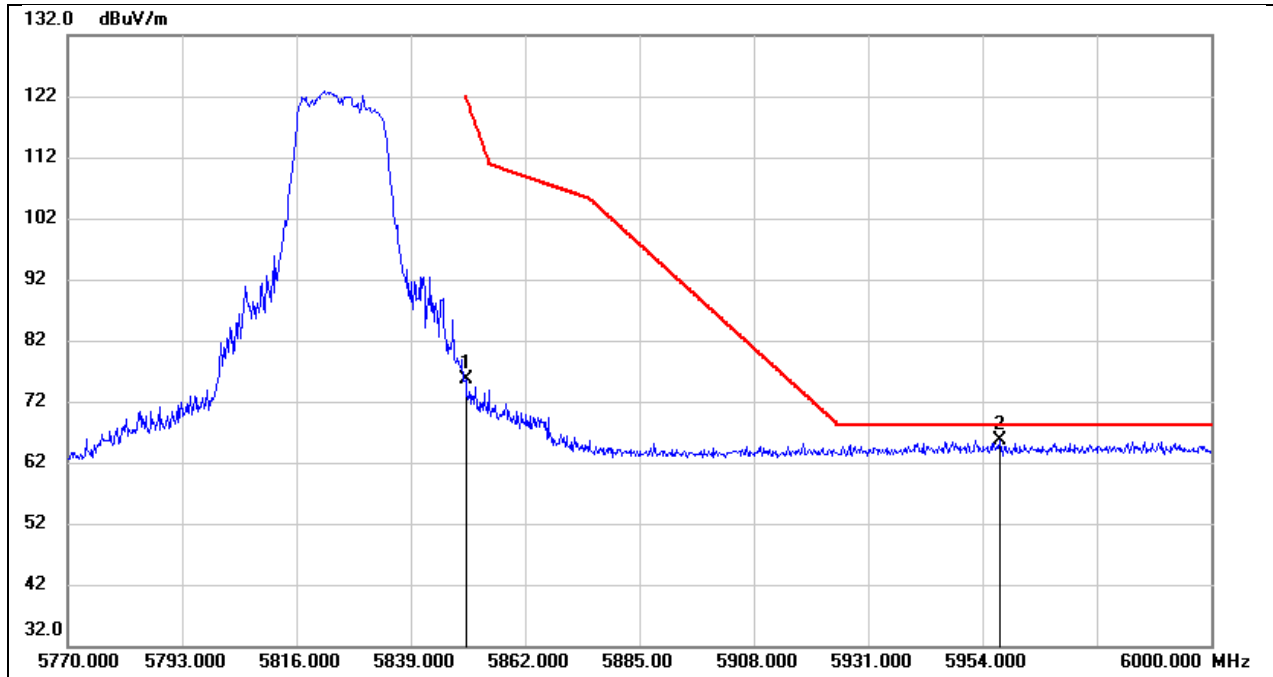
No.	Frequency (MHz)	Reading (dBuV)	Correct (dB/m)	Result (dBuV/m)	Limit (dBuV/m)	Margin (dB)	Remark
1	5725.000	24.52	41.24	65.76	68.20	-2.44	peak

Test Mode:	802.11ac VHT20 PK	Frequency(MHz):	5745
Polarity:	Vertical	Test Voltage:	AC 120V_60Hz



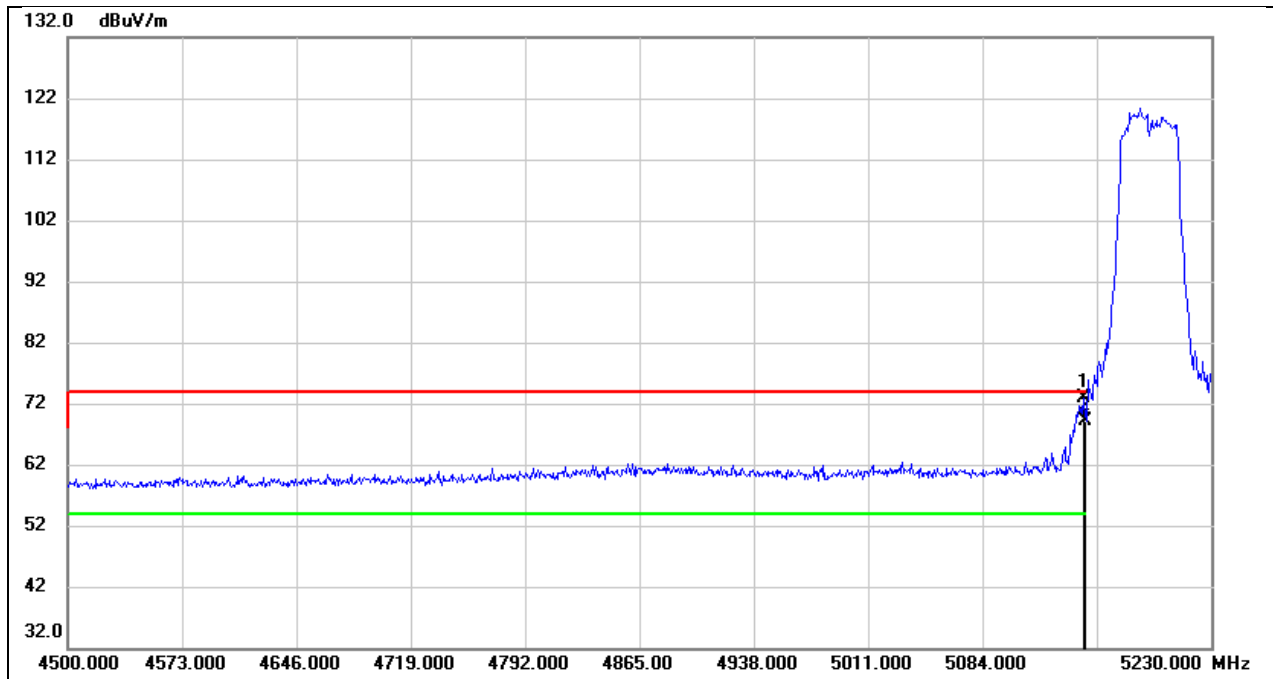
No.	Frequency (MHz)	Reading (dBuV)	Correct (dB/m)	Result (dBuV/m)	Limit (dBuV/m)	Margin (dB)	Remark
1	5617.860	22.66	41.37	64.03	68.20	-4.17	peak
2	5725.000	38.64	41.24	79.88	122.20	-42.32	peak

Test Mode:	802.11ac VHT20 PK	Frequency(MHz):	5825
Polarity:	Vertical	Test Voltage:	AC 120V_60Hz



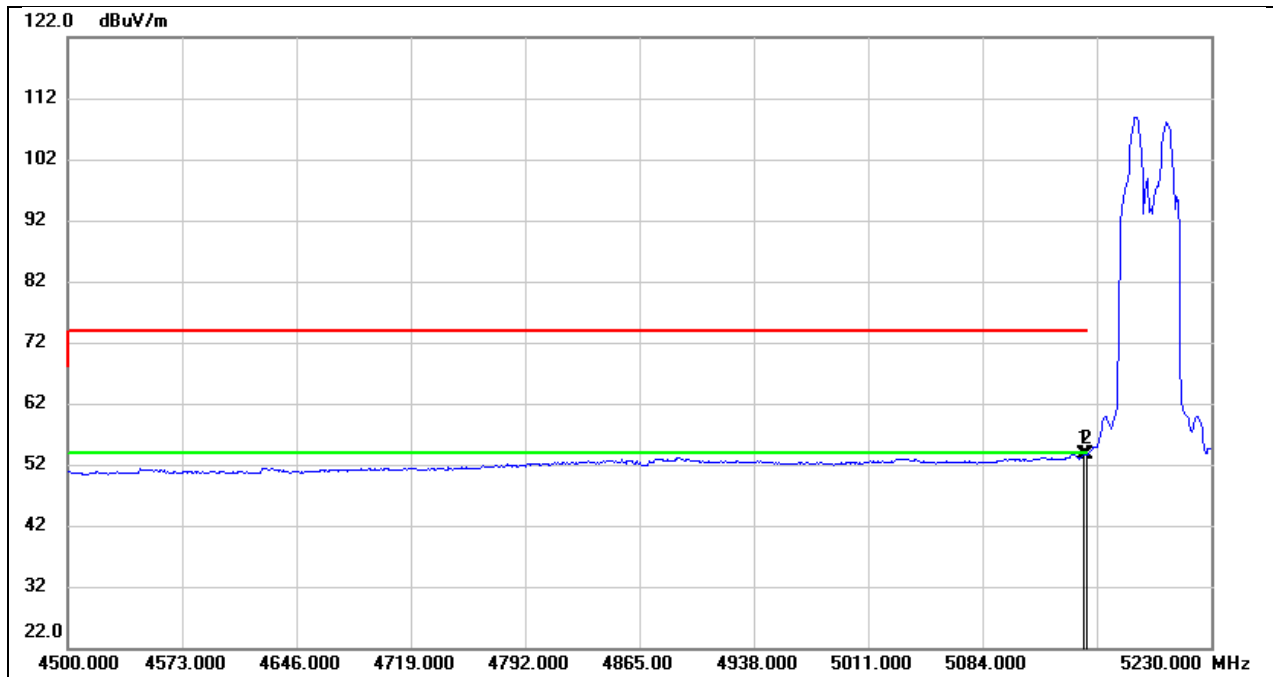
No.	Frequency (MHz)	Reading (dBuV)	Correct (dB/m)	Result (dBuV/m)	Limit (dBuV/m)	Margin (dB)	Remark
1	5850.000	34.20	41.37	75.57	122.20	-46.63	peak
2	5957.450	23.87	41.86	65.73	68.20	-2.47	peak

Test Mode:	802.11ac VHT40 PK	Frequency(MHz):	5190
Polarity:	Vertical	Test Voltage:	AC 120V_60Hz



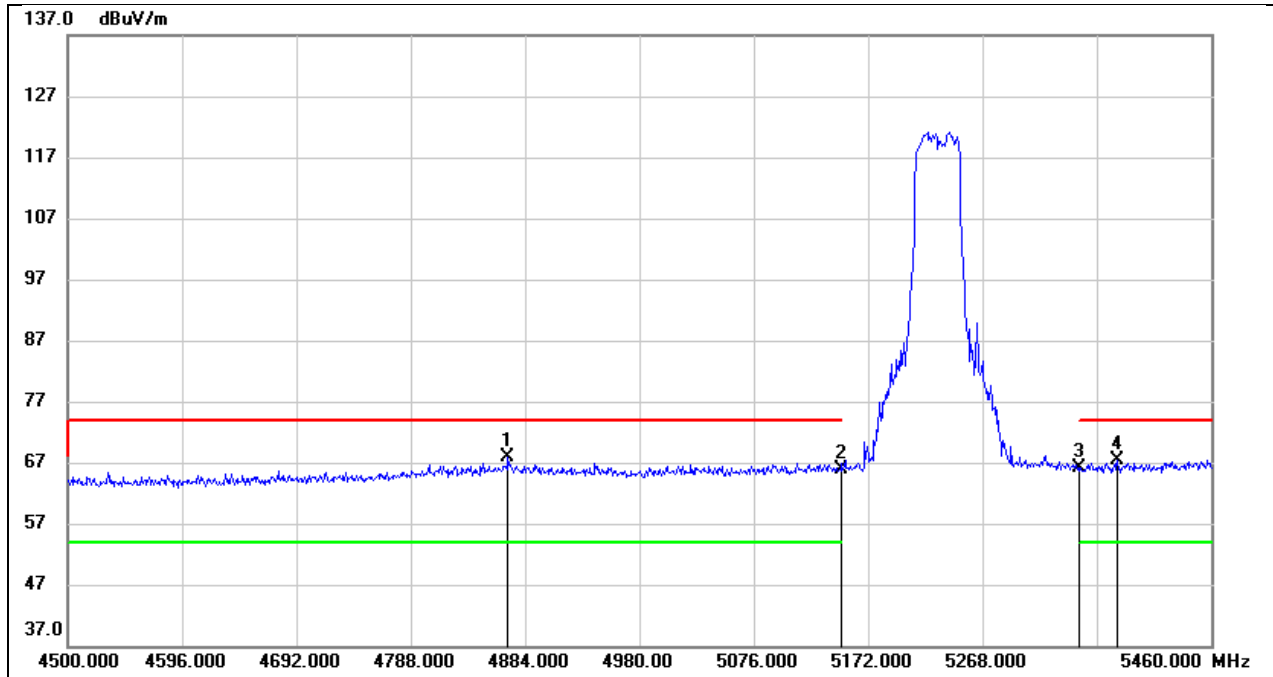
No.	Frequency (MHz)	Reading (dBuV)	Correct (dB/m)	Result (dBuV/m)	Limit (dBuV/m)	Margin (dB)	Remark
1	5148.240	32.69	40.21	72.90	74.00	-1.10	peak
2	5150.000	28.93	40.21	69.14	74.00	-4.86	peak

Test Mode:	802.11ac VHT40 AV	Frequency(MHz):	5190
Polarity:	Vertical	Test Voltage:	AC 120V_60Hz



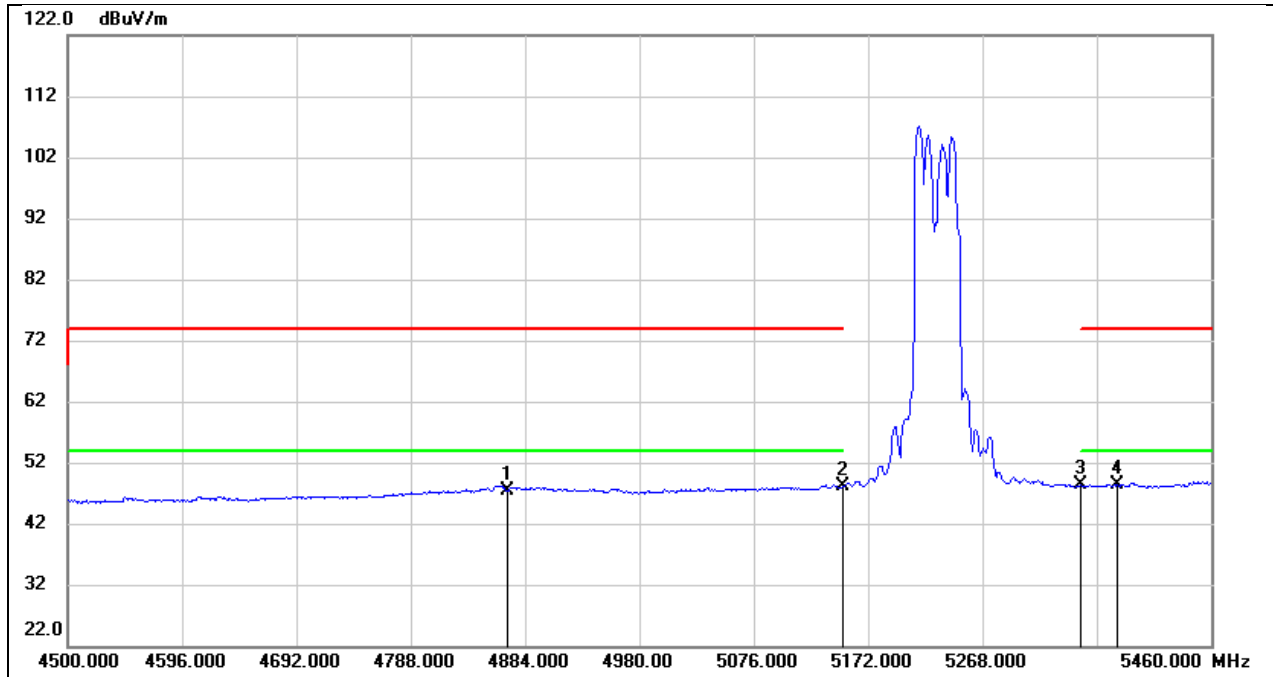
No.	Frequency (MHz)	Reading (dBuV)	Correct (dB/m)	Result (dBuV/m)	Limit (dBuV/m)	Margin (dB)	Remark
1	5148.240	13.35	40.21	53.56	54.00	-0.44	AVG
2	5150.000	13.41	40.21	53.62	54.00	-0.38	AVG

Test Mode:	802.11ac VHT40 PK	Frequency(MHz):	5230
Polarity:	Vertical	Test Voltage:	AC 120V_60Hz



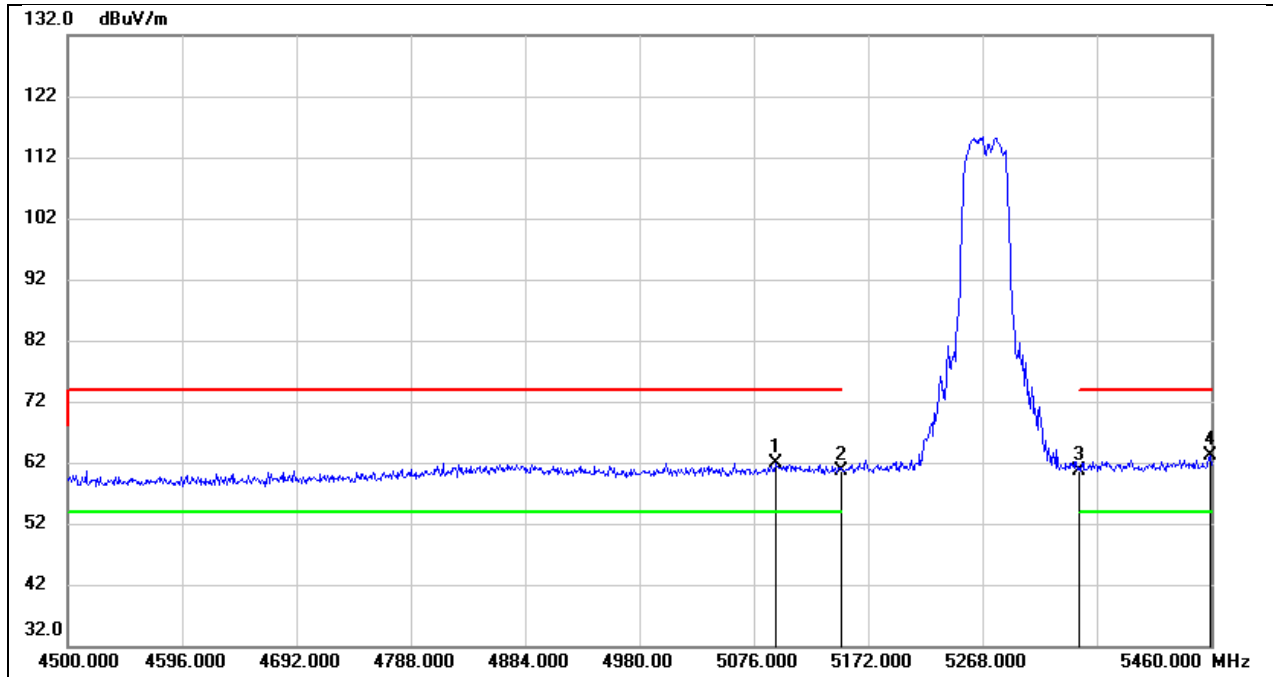
No.	Frequency (MHz)	Reading (dBuV)	Correct (dB/m)	Result (dBuV/m)	Limit (dBuV/m)	Margin (dB)	Remark
1	4869.600	28.40	39.38	67.78	74.00	-6.22	peak
2	5150.000	25.59	40.21	65.80	74.00	-8.20	peak
3	5350.000	25.69	40.46	66.15	74.00	-7.85	peak
4	5381.280	26.99	40.48	67.47	74.00	-6.53	peak

Test Mode:	802.11ac VHT40 AV	Frequency(MHz):	5230
Polarity:	Vertical	Test Voltage:	AC 120V_60Hz



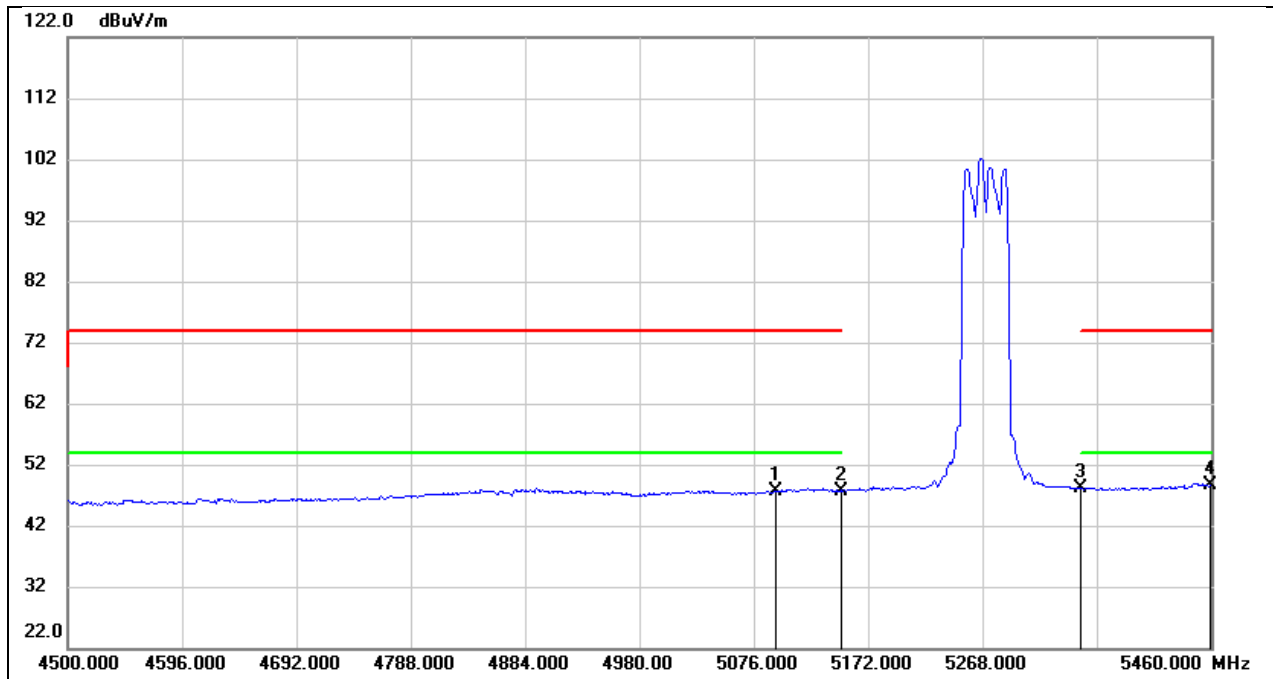
No.	Frequency (MHz)	Reading (dBuV)	Correct (dB/m)	Result (dBuV/m)	Limit (dBuV/m)	Margin (dB)	Remark
1	4869.600	8.01	39.38	47.39	54.00	-6.61	AVG
2	5150.000	7.96	40.21	48.17	54.00	-5.83	AVG
3	5350.000	7.93	40.46	48.39	54.00	-5.61	AVG
4	5381.280	7.85	40.48	48.33	54.00	-5.67	AVG

Test Mode:	802.11ac VHT40 PK	Frequency(MHz):	5270
Polarity:	Vertical	Test Voltage:	AC 120V_60Hz



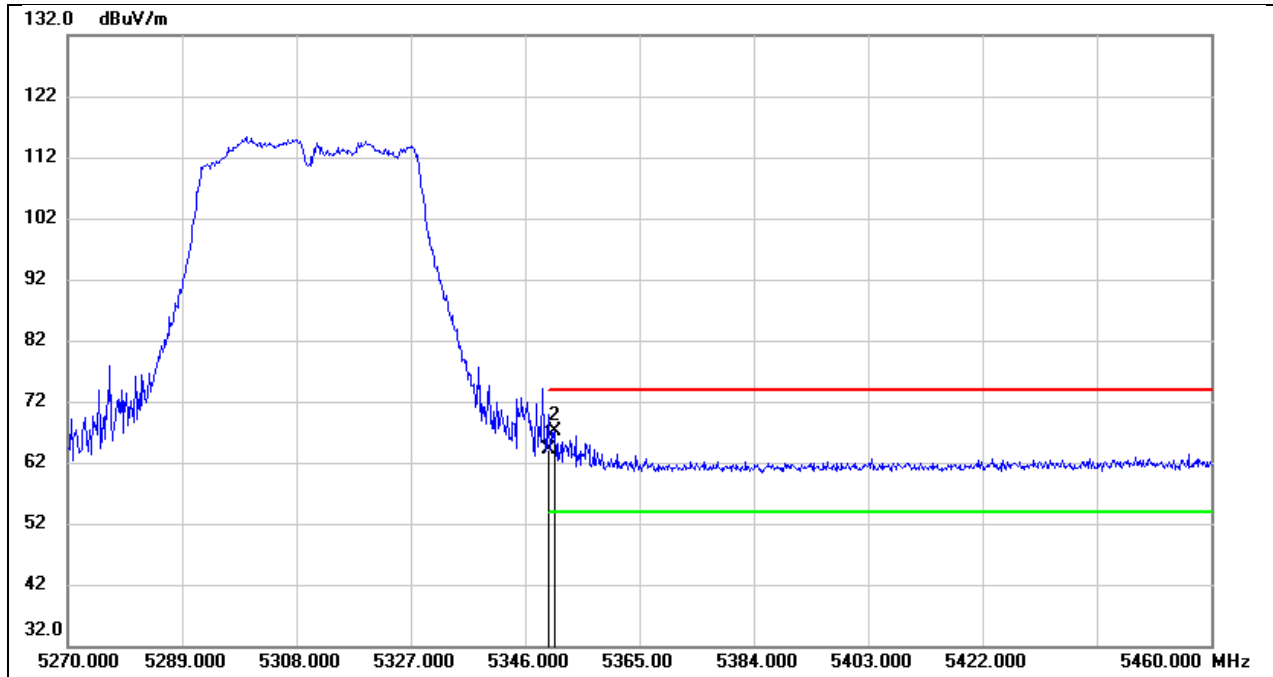
No.	Frequency (MHz)	Reading (dBuV)	Correct (dB/m)	Result (dBuV/m)	Limit (dBuV/m)	Margin (dB)	Remark
1	5094.240	21.95	40.02	61.97	74.00	-12.03	peak
2	5150.000	20.53	40.21	60.74	74.00	-13.26	peak
3	5350.000	20.11	40.46	60.57	74.00	-13.43	peak
4	5459.040	22.27	40.79	63.06	74.00	-10.94	peak

Test Mode:	802.11ac VHT40 AV	Frequency(MHz):	5270
Polarity:	Vertical	Test Voltage:	AC 120V_60Hz



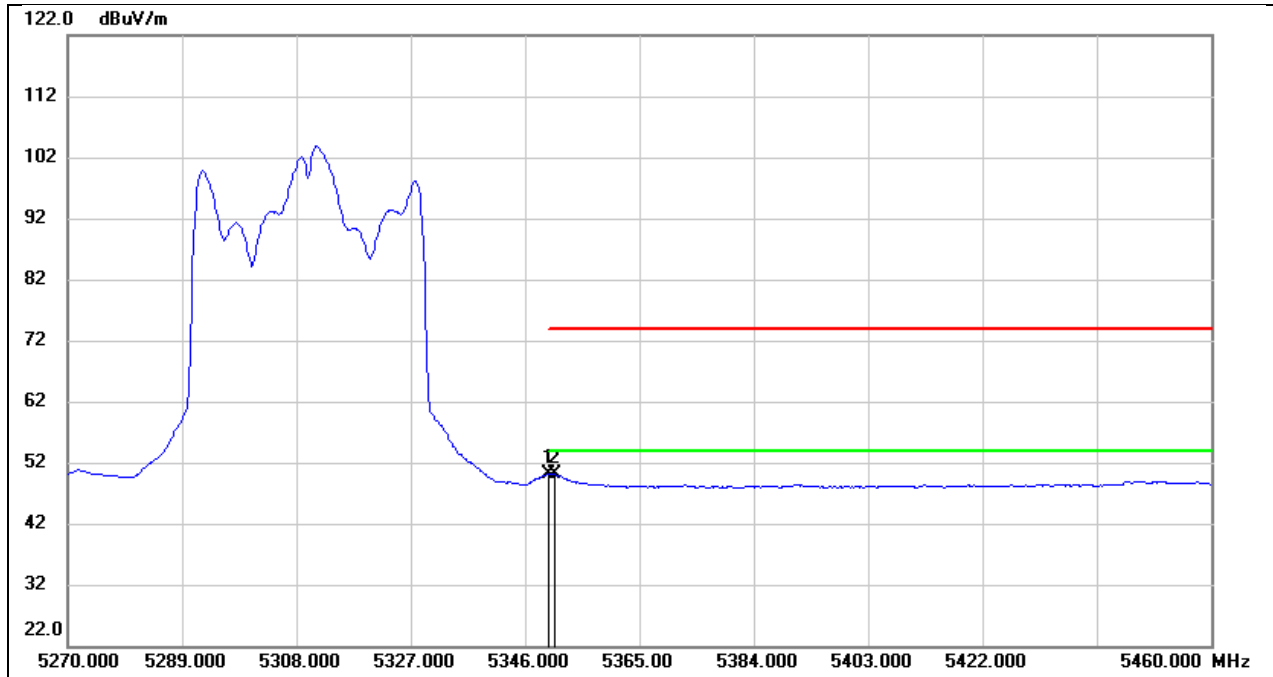
No.	Frequency (MHz)	Reading (dBuV)	Correct (dB/m)	Result (dBuV/m)	Limit (dBuV/m)	Margin (dB)	Remark
1	5094.240	7.56	40.02	47.58	54.00	-6.42	AVG
2	5150.000	7.54	40.21	47.75	54.00	-6.25	AVG
3	5350.000	7.69	40.46	48.15	54.00	-5.85	AVG
4	5459.040	7.73	40.79	48.52	54.00	-5.48	AVG

Test Mode:	802.11ac VHT40 PK	Frequency(MHz):	5310
Polarity:	Vertical	Test Voltage:	AC 120V_60Hz



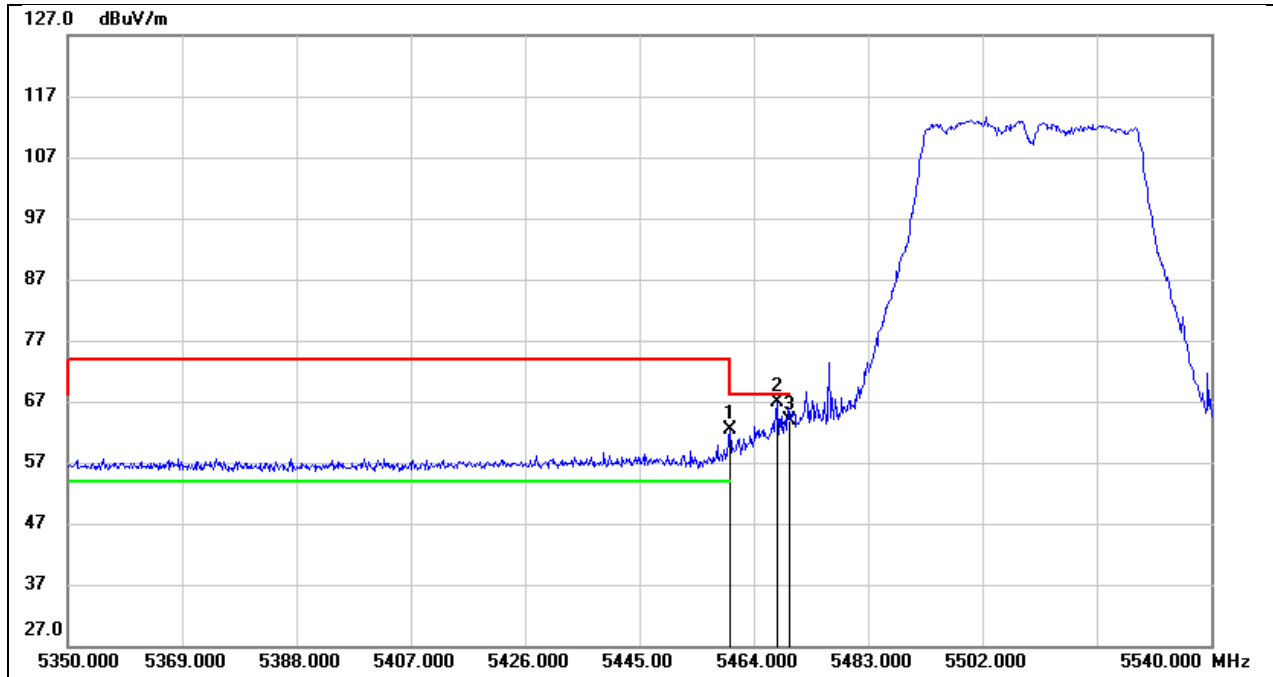
No.	Frequency (MHz)	Reading (dBuV)	Correct (dB/m)	Result (dBuV/m)	Limit (dBuV/m)	Margin (dB)	Remark
1	5350.000	23.72	40.46	64.18	74.00	-9.82	peak
2	5350.940	26.76	40.46	67.22	74.00	-6.78	peak

Test Mode:	802.11ac VHT40 AV	Frequency(MHz):	5310
Polarity:	Vertical	Test Voltage:	AC 120V_60Hz



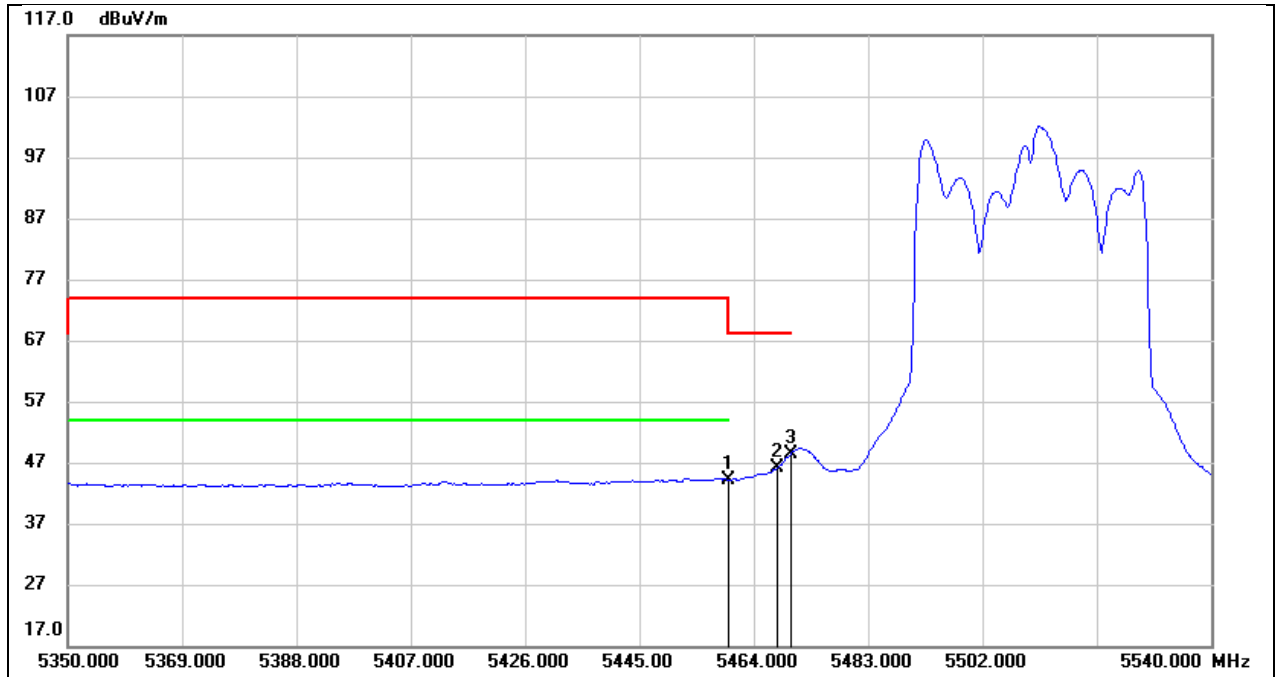
No.	Frequency (MHz)	Reading (dBuV)	Correct (dB/m)	Result (dBuV/m)	Limit (dBuV/m)	Margin (dB)	Remark
1	5350.000	9.62	40.46	50.08	54.00	-3.92	AVG
2	5350.940	9.61	40.46	50.07	54.00	-3.93	AVG

Test Mode:	802.11ac VHT40 PK	Frequency(MHz):	5510
Polarity:	Vertical	Test Voltage:	AC 120V_60Hz



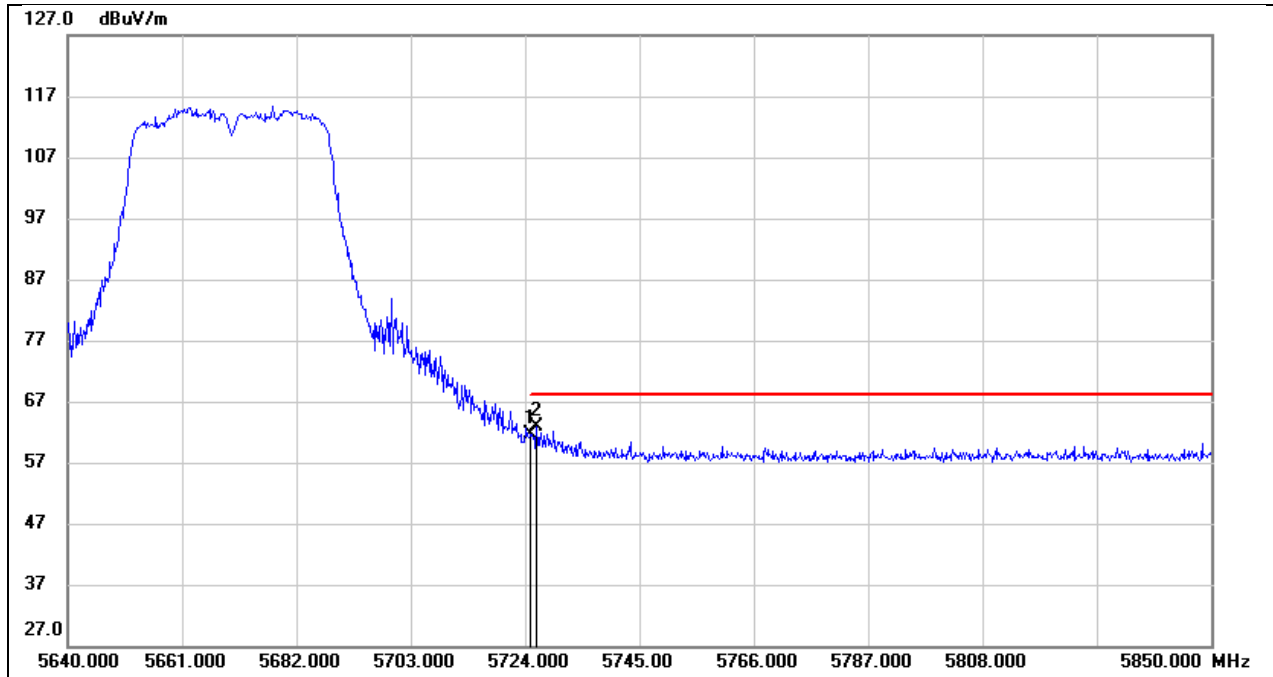
No.	Frequency (MHz)	Reading (dBuV)	Correct (dB/m)	Result (dBuV/m)	Limit (dBuV/m)	Margin (dB)	Remark
1	5460.000	21.58	40.79	62.37	68.20	-5.83	peak
2	5467.990	25.96	40.83	66.79	68.20	-1.41	peak
3	5470.000	23.01	40.84	63.85	68.20	-4.35	peak

Test Mode:	802.11ac VHT40 AV	Frequency(MHz):	5510
Polarity:	Vertical	Test Voltage:	AC 120V_60Hz



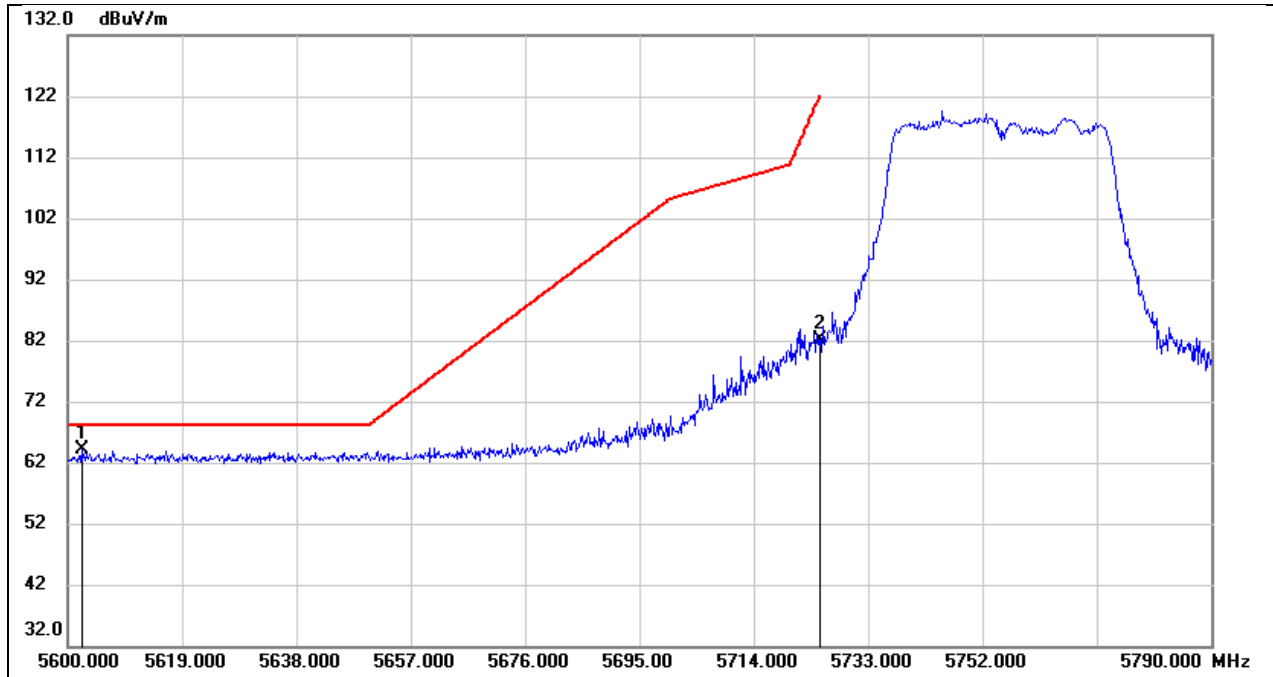
No.	Frequency (MHz)	Reading (dBuV)	Correct (dB/m)	Result (dBuV/m)	Limit (dBuV/m)	Margin (dB)	Remark
1	5460.000	3.33	40.79	44.12	54.00	-9.88	AVG
2	5467.990	5.37	40.83	46.20	/	/	AVG
3	5470.000	7.52	40.84	48.36	/	/	AVG

Test Mode:	802.11ac VHT40 PK	Frequency(MHz):	5670
Polarity:	Vertical	Test Voltage:	AC 120V_60Hz



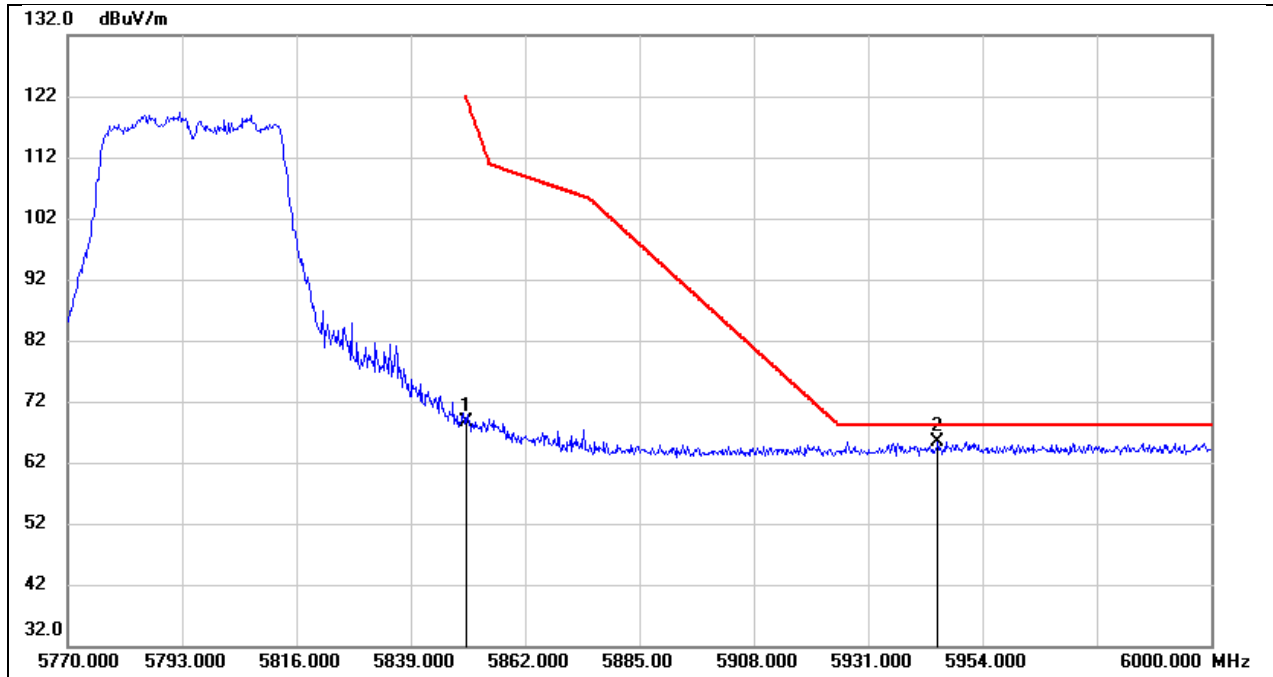
No.	Frequency (MHz)	Reading (dBuV)	Correct (dB/m)	Result (dBuV/m)	Limit (dBuV/m)	Margin (dB)	Remark
1	5725.000	20.27	41.24	61.51	68.20	-6.69	peak
2	5726.100	21.57	41.24	62.81	68.20	-5.39	peak

Test Mode:	802.11ac VHT40 PK	Frequency(MHz):	5755
Polarity:	Vertical	Test Voltage:	AC 120V_60Hz



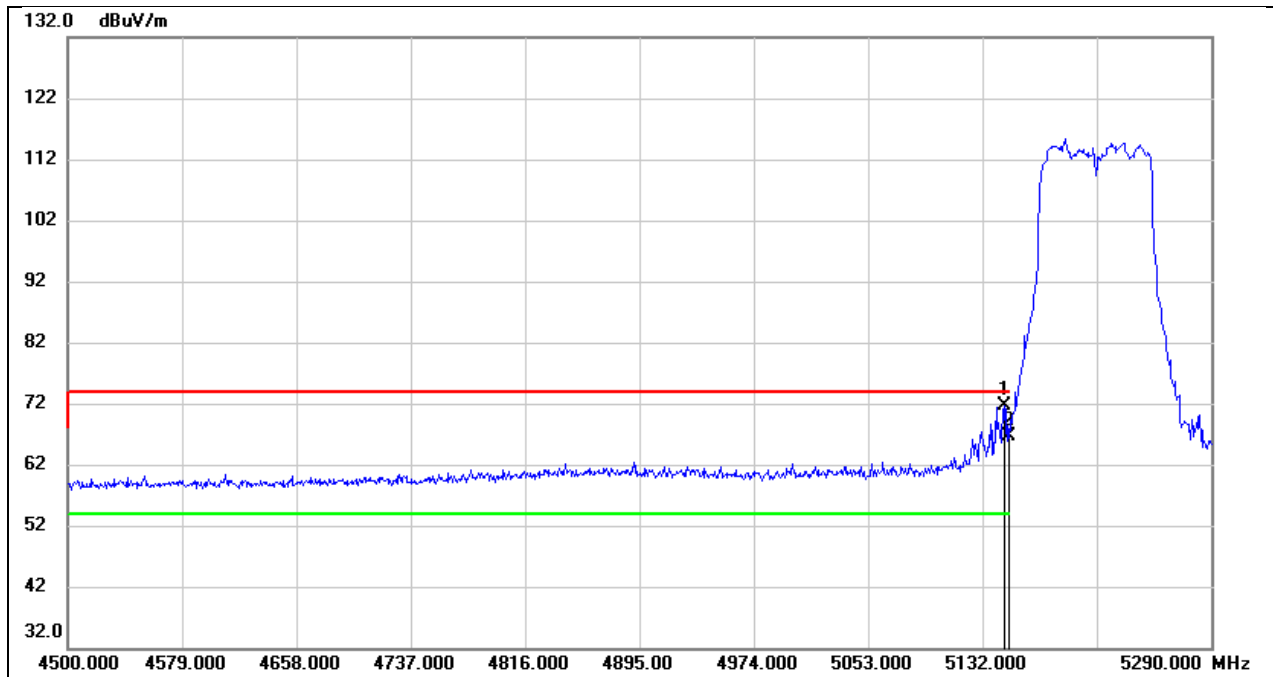
No.	Frequency (MHz)	Reading (dBuV)	Correct (dB/m)	Result (dBuV/m)	Limit (dBuV/m)	Margin (dB)	Remark
1	5602.280	22.73	41.38	64.11	68.20	-4.09	peak
2	5725.000	41.01	41.24	82.25	122.20	-39.95	peak

Test Mode:	802.11ac VHT40 PK	Frequency(MHz):	5795
Polarity:	Vertical	Test Voltage:	AC 120V_60Hz



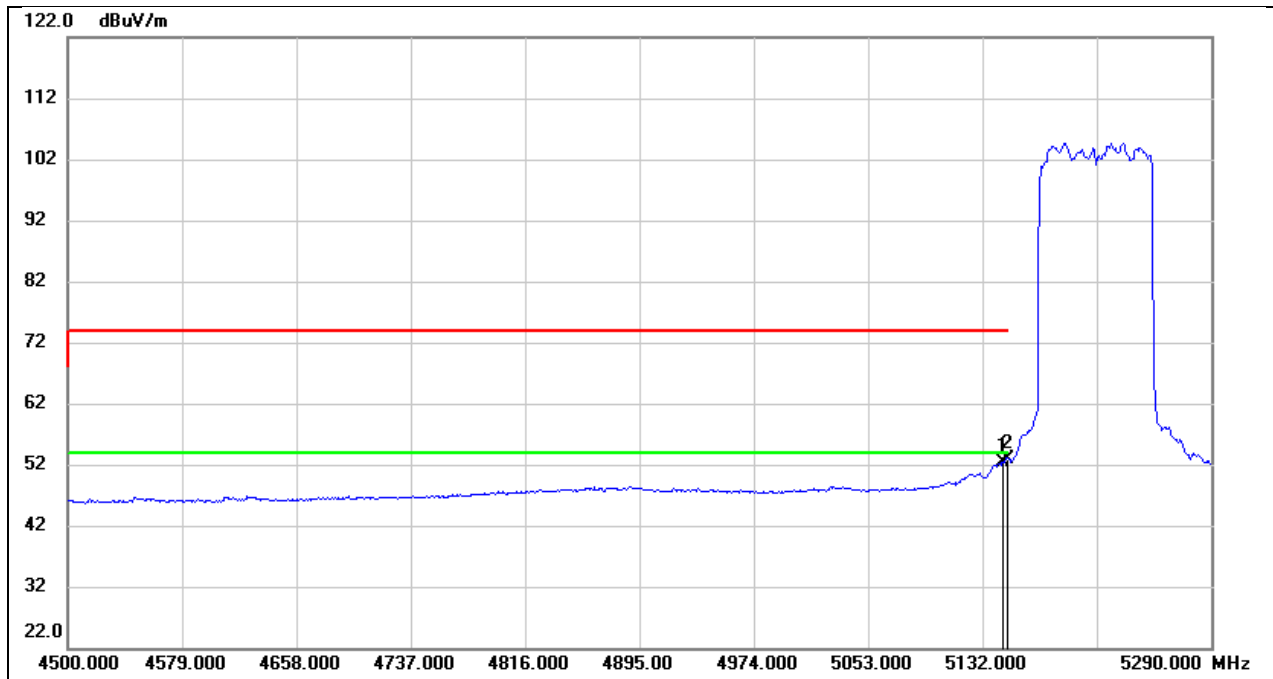
No.	Frequency (MHz)	Reading (dBuV)	Correct (dB/m)	Result (dBuV/m)	Limit (dBuV/m)	Margin (dB)	Remark
1	5850.000	27.35	41.37	68.72	122.20	-53.48	peak
2	5945.030	23.60	41.80	65.40	68.20	-2.80	peak

Test Mode:	802.11ac VHT80 PK	Frequency(MHz):	5210
Polarity:	Vertical	Test Voltage:	AC 120V_60Hz



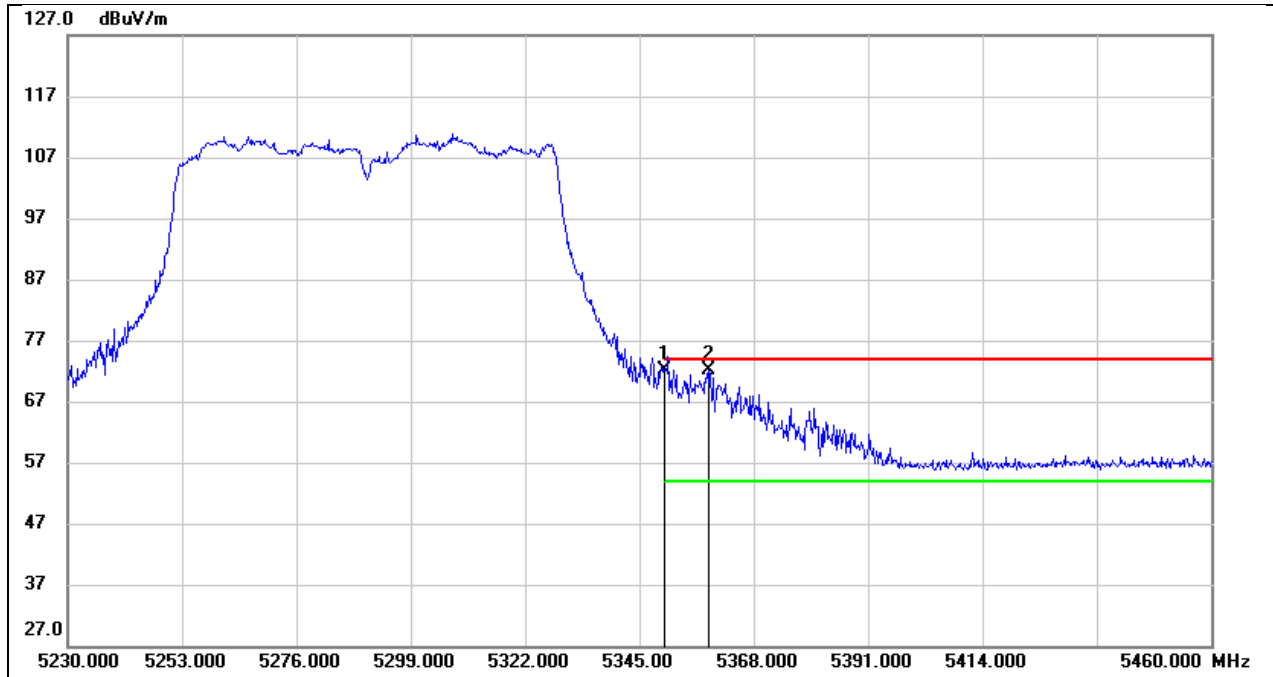
No.	Frequency (MHz)	Reading (dBuV)	Correct (dB/m)	Result (dBuV/m)	Limit (dBuV/m)	Margin (dB)	Remark
1	5147.010	31.43	40.20	71.63	74.00	-2.37	peak
2	5150.000	26.40	40.21	66.61	74.00	-7.39	peak

Test Mode:	802.11ac VHT80 AV	Frequency(MHz):	5210
Polarity:	Vertical	Test Voltage:	AC 120V_60Hz



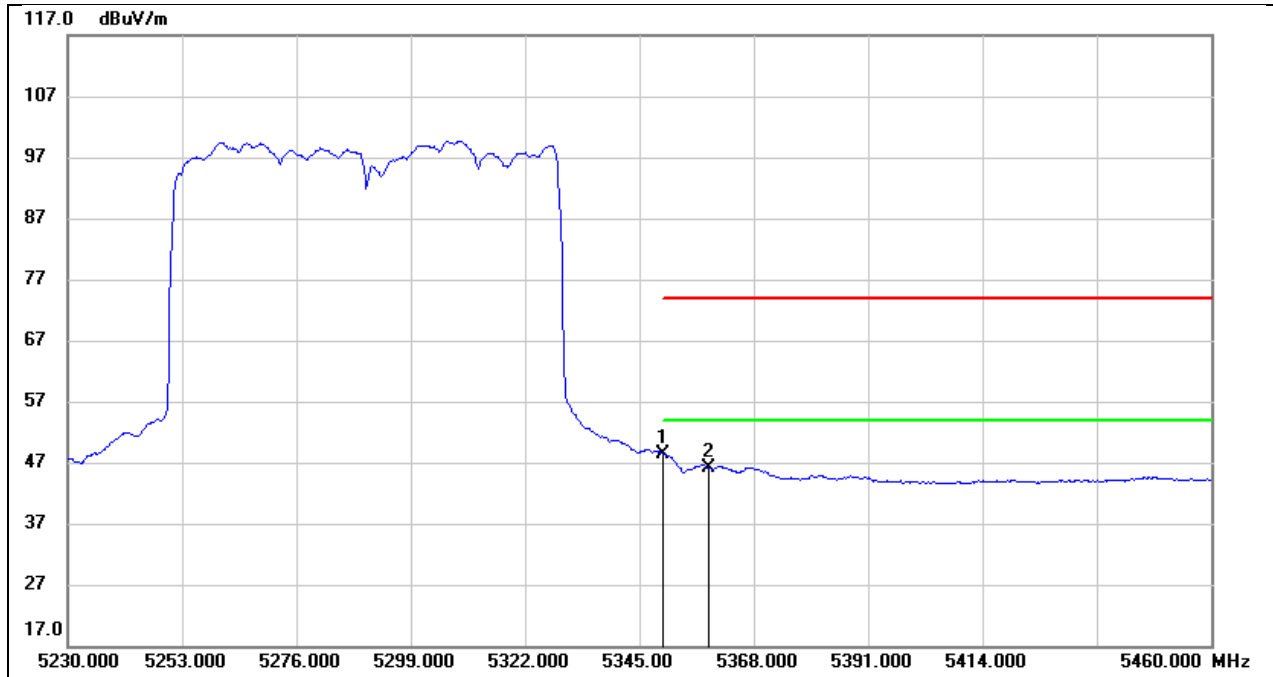
No.	Frequency (MHz)	Reading (dBuV)	Correct (dB/m)	Result (dBuV/m)	Limit (dBuV/m)	Margin (dB)	Remark
1	5147.010	12.12	40.20	52.32	54.00	-1.68	AVG
2	5150.000	12.76	40.21	52.97	54.00	-1.03	AVG

Test Mode:	802.11ac VHT80 PK	Frequency(MHz):	5290
Polarity:	Vertical	Test Voltage:	AC 120V_60Hz



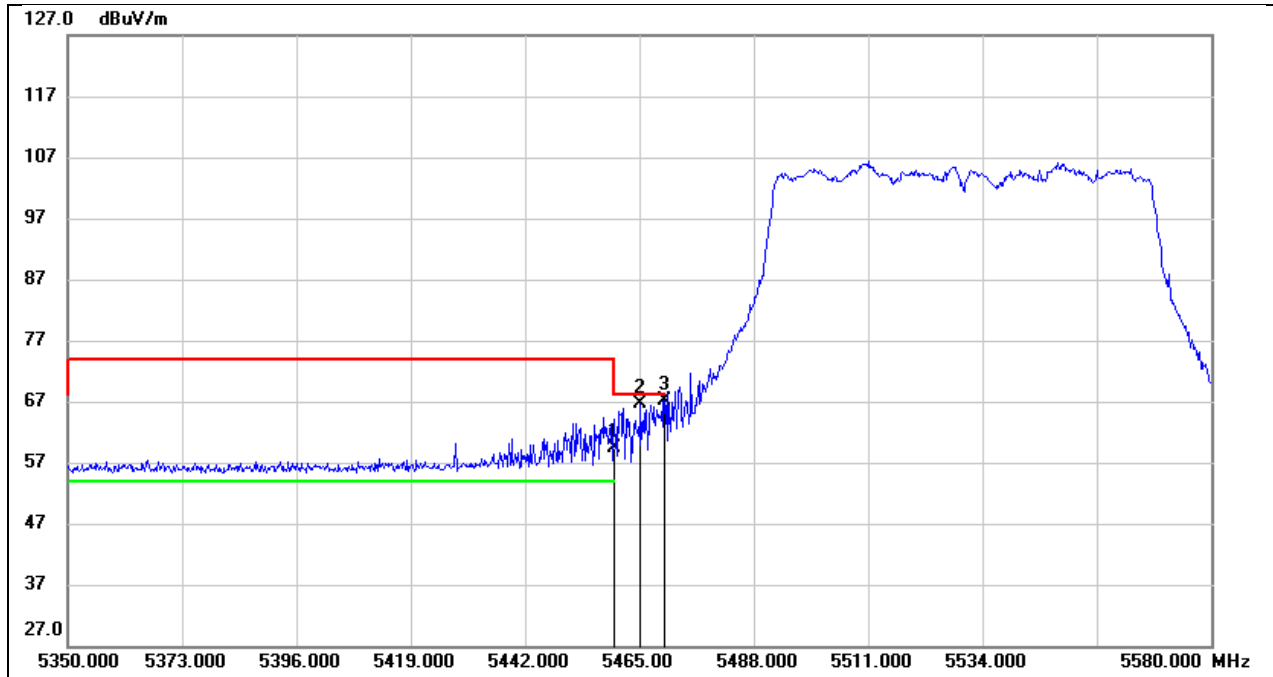
No.	Frequency (MHz)	Reading (dBuV)	Correct (dB/m)	Result (dBuV/m)	Limit (dBuV/m)	Margin (dB)	Remark
1	5350.000	31.57	40.46	72.03	74.00	-1.97	peak
2	5359.030	31.67	40.47	72.14	74.00	-1.86	peak

Test Mode:	802.11ac VHT80 AV	Frequency(MHz):	5290
Polarity:	Vertical	Test Voltage:	AC 120V_60Hz



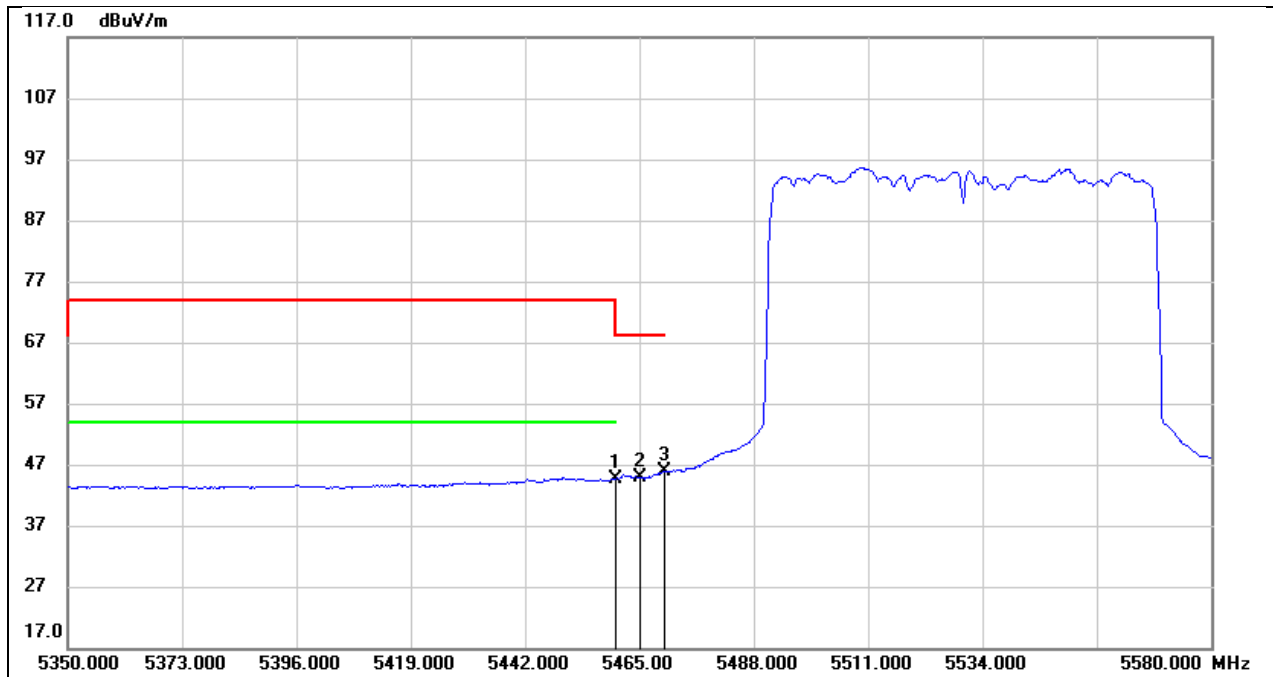
No.	Frequency (MHz)	Reading (dBuV)	Correct (dB/m)	Result (dBuV/m)	Limit (dBuV/m)	Margin (dB)	Remark
1	5350.000	7.93	40.46	48.39	54.00	-5.61	AVG
2	5359.030	5.54	40.47	46.01	54.00	-7.99	AVG

Test Mode:	802.11ac VHT80 PK	Frequency(MHz):	5530
Polarity:	Vertical	Test Voltage:	AC 120V_60Hz



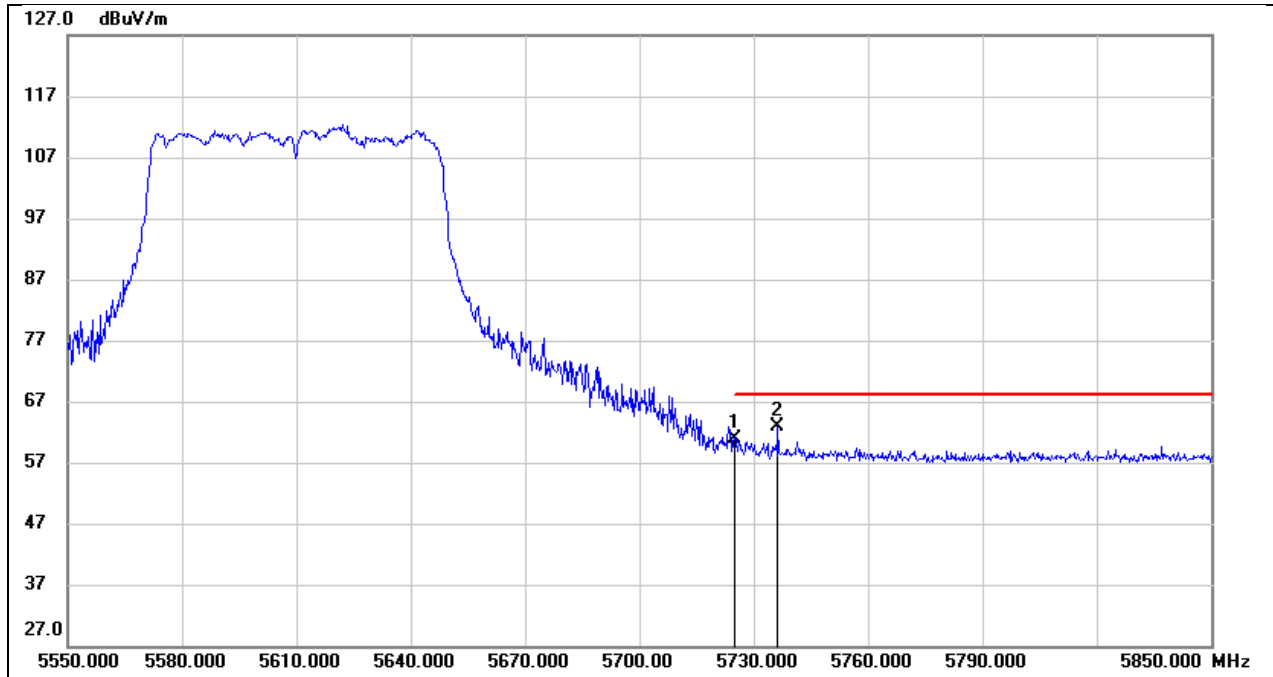
No.	Frequency (MHz)	Reading (dBuV)	Correct (dB/m)	Result (dBuV/m)	Limit (dBuV/m)	Margin (dB)	Remark
1	5460.000	18.55	40.79	59.34	68.20	-8.86	peak
2	5465.230	25.74	40.82	66.56	68.20	-1.64	peak
3	5470.000	26.26	40.84	67.10	68.20	-1.10	peak

Test Mode:	802.11ac VHT80 AV	Frequency(MHz):	5530
Polarity:	Vertical	Test Voltage:	AC 120V_60Hz



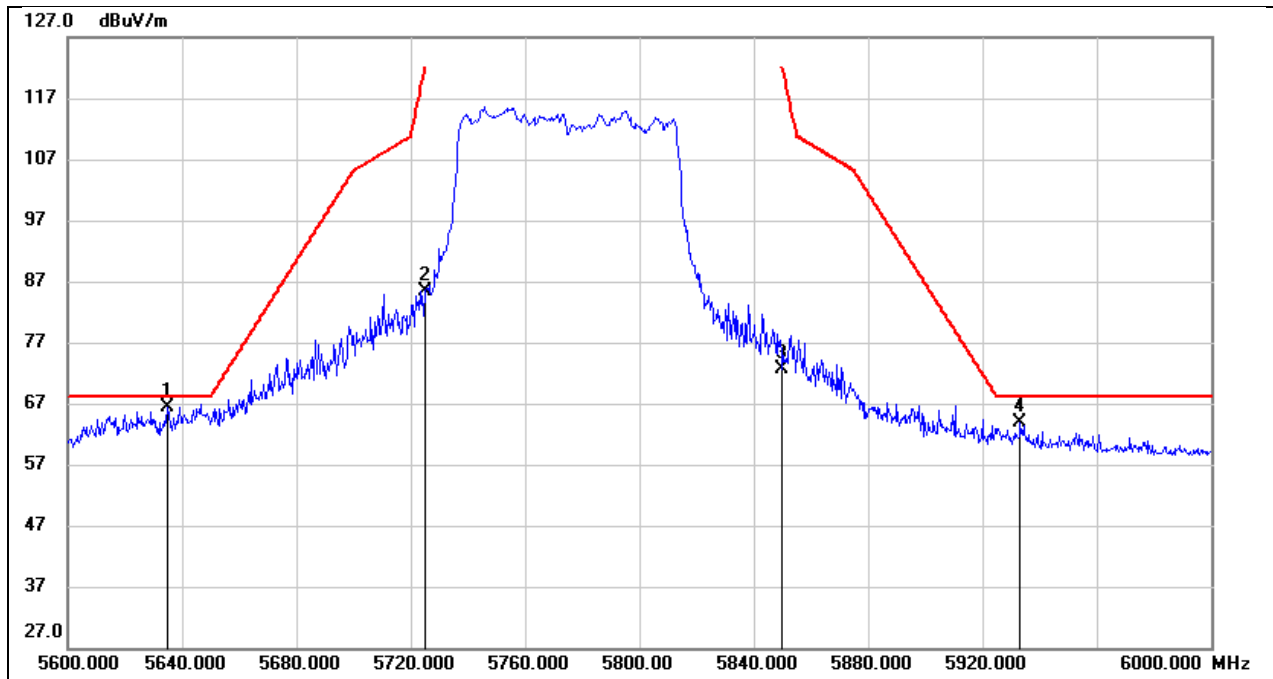
No.	Frequency (MHz)	Reading (dBuV)	Correct (dB/m)	Result (dBuV/m)	Limit (dBuV/m)	Margin (dB)	Remark
1	5460.000	3.93	40.79	44.72	54.00	-9.28	AVG
2	5465.230	4.04	40.82	44.86	/	/	AVG
3	5470.000	5.13	40.84	45.97	/	/	AVG

Test Mode:	802.11ac VHT80 PK	Frequency(MHz):	5610
Polarity:	Vertical	Test Voltage:	AC 120V_60Hz



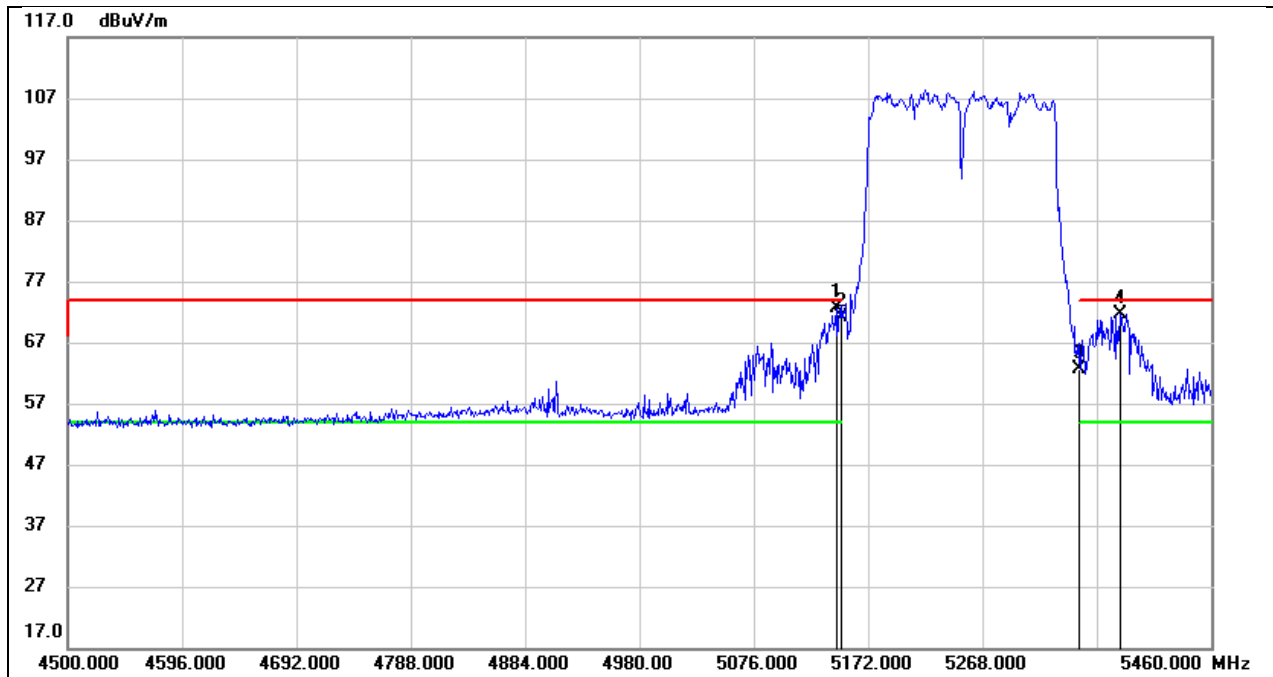
No.	Frequency (MHz)	Reading (dBuV)	Correct (dB/m)	Result (dBuV/m)	Limit (dBuV/m)	Margin (dB)	Remark
1	5725.000	19.71	41.24	60.95	68.20	-7.25	peak
2	5736.300	21.66	41.22	62.88	68.20	-5.32	peak

Test Mode:	802.11ac VHT80 PK	Frequency(MHz):	5775
Polarity:	Vertical	Test Voltage:	AC 120V_60Hz



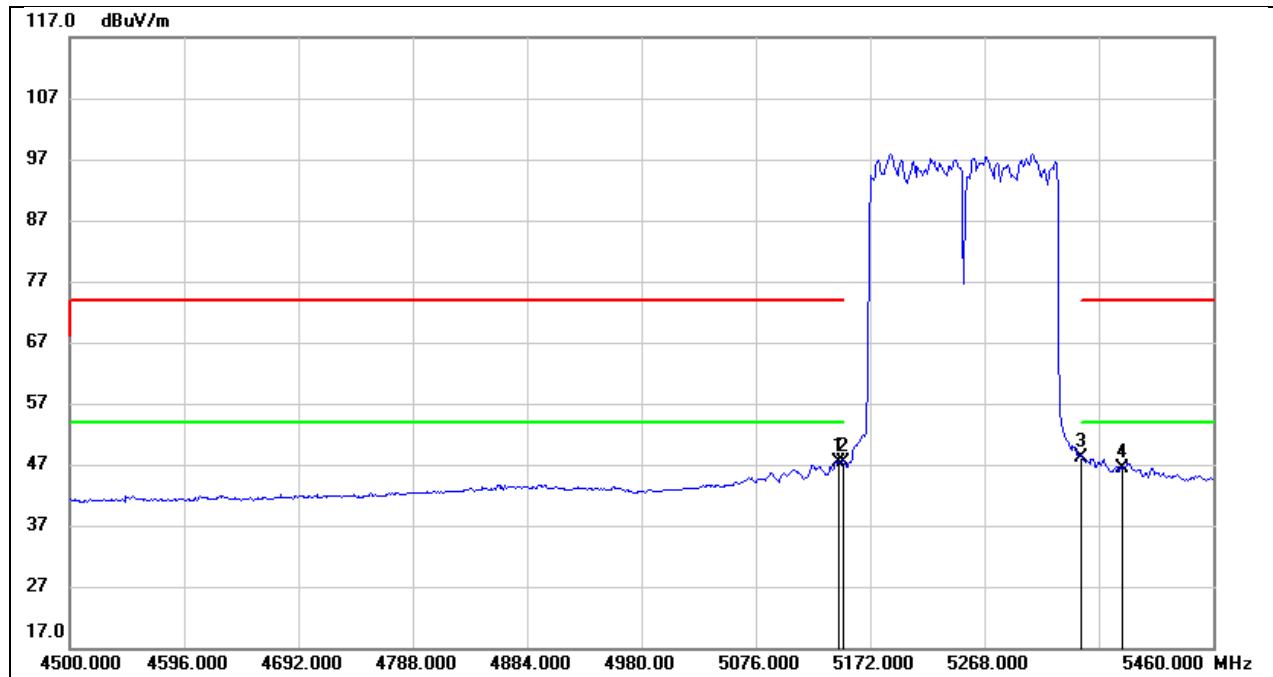
No.	Frequency (MHz)	Reading (dBuV)	Correct (dB/m)	Result (dBuV/m)	Limit (dBuV/m)	Margin (dB)	Remark
1	5634.800	25.07	41.34	66.41	68.20	-1.79	peak
2	5725.000	44.07	41.24	85.31	122.20	-36.89	peak
3	5850.000	31.21	41.37	72.58	122.20	-49.62	peak
4	5933.200	22.04	41.74	63.78	68.20	-4.42	peak

Test Mode:	802.11ac VHT160 PK	Frequency(MHz):	5250
Polarity:	Vertical	Test Voltage:	AC 120V_60Hz



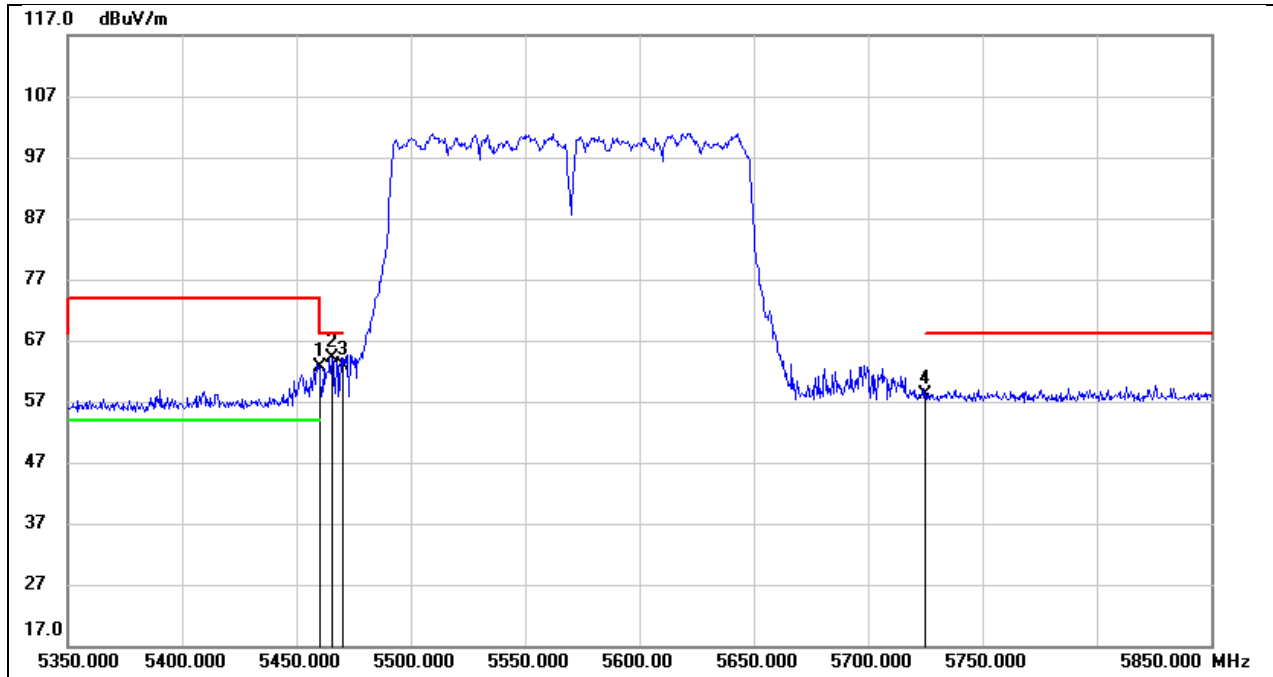
No.	Frequency (MHz)	Reading (dBuV)	Correct (dB/m)	Result (dBuV/m)	Limit (dBuV/m)	Margin (dB)	Remark
1	5145.120	32.50	40.19	72.69	74.00	-1.31	peak
2	5150.000	30.91	40.21	71.12	74.00	-2.88	peak
3	5350.000	22.24	40.46	62.70	74.00	-11.30	peak
4	5383.200	31.18	40.48	71.66	74.00	-2.34	peak

Test Mode:	802.11ac VHT160 AV	Frequency(MHz):	5250
Polarity:	Vertical	Test Voltage:	AC 120V_60Hz



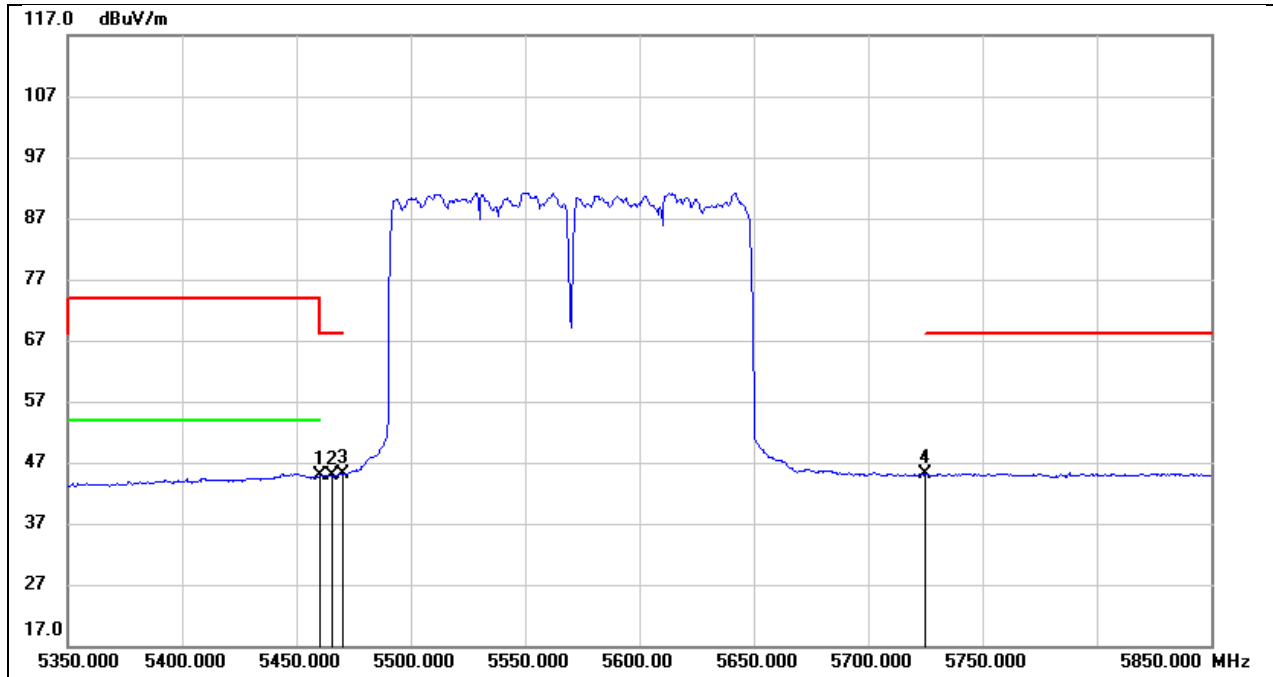
No.	Frequency (MHz)	Reading (dBuV)	Correct (dB/m)	Result (dBuV/m)	Limit (dBuV/m)	Margin (dB)	Remark
1	5145.120	7.23	40.19	47.42	54.00	-6.58	AVG
2	5150.000	7.15	40.21	47.36	54.00	-6.64	AVG
3	5350.000	7.75	40.46	48.21	54.00	-5.79	AVG
4	5383.200	5.87	40.48	46.35	54.00	-7.65	AVG

Test Mode:	802.11ac VHT160 PK	Frequency(MHz):	5570
Polarity:	Vertical	Test Voltage:	AC 120V_60Hz



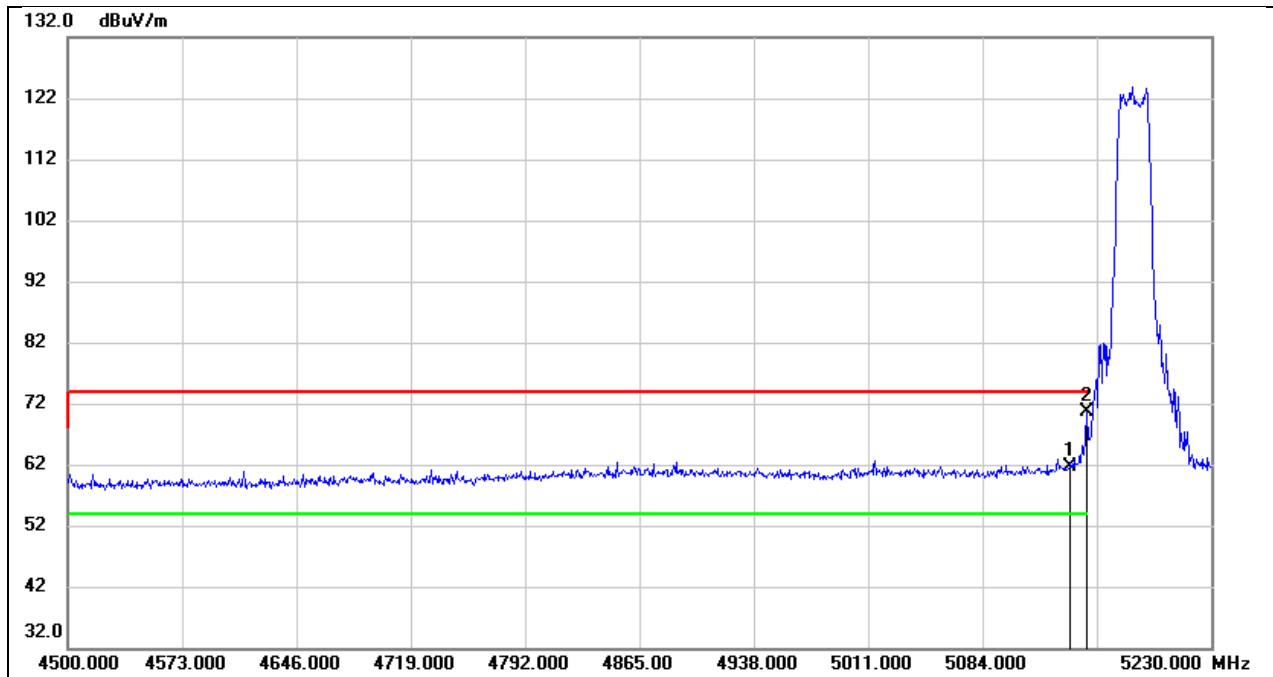
No.	Frequency (MHz)	Reading (dBuV)	Correct (dB/m)	Result (dBuV/m)	Limit (dBuV/m)	Margin (dB)	Remark
1	5460.000	21.76	40.79	62.55	68.20	-5.65	peak
2	5465.500	23.43	40.82	64.25	68.20	-3.95	peak
3	5470.000	22.11	40.84	62.95	68.20	-5.25	peak
4	5725.000	16.77	41.24	58.01	68.20	-10.19	peak

Test Mode:	802.11ac VHT160 AV	Frequency(MHz):	5570
Polarity:	Vertical	Test Voltage:	AC 120V_60Hz



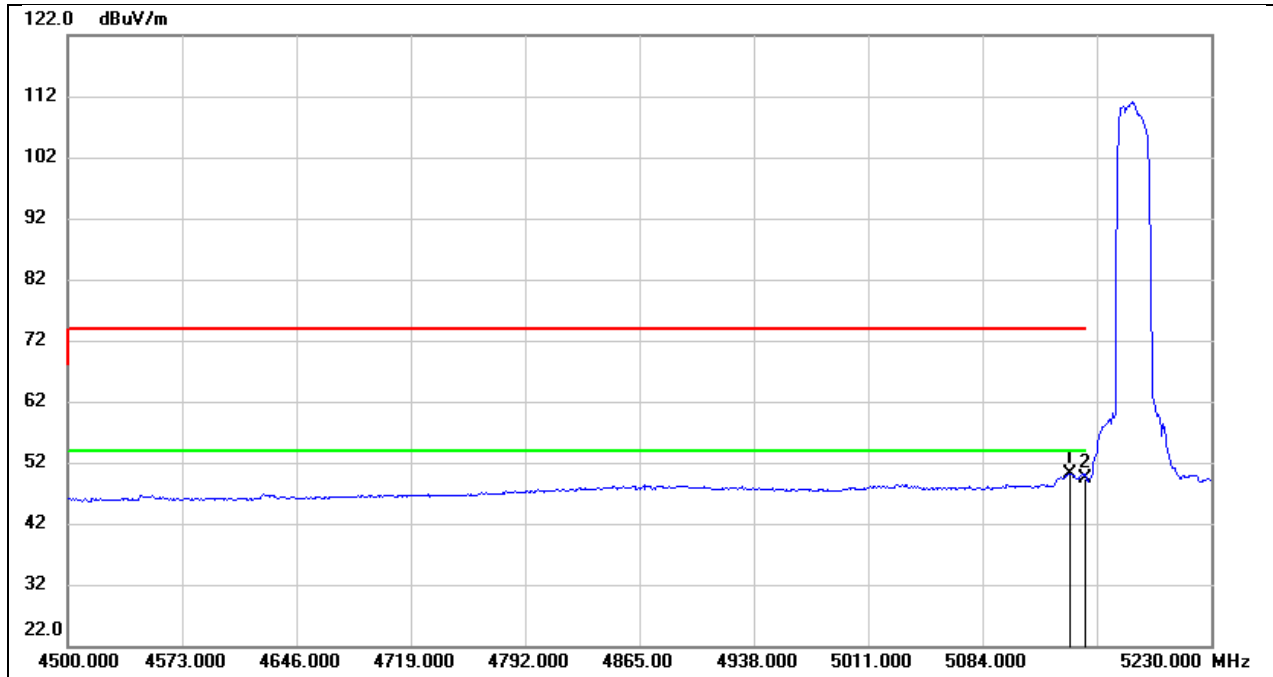
No.	Frequency (MHz)	Reading (dBuV)	Correct (dB/m)	Result (dBuV/m)	Limit (dBuV/m)	Margin (dB)	Remark
1	5460.000	4.13	40.79	44.92	54.00	-9.08	AVG
2	5465.500	3.96	40.82	44.78	68.20	-23.42	AVG
3	5470.000	4.21	40.84	45.05	68.20	-23.15	AVG
4	5725.000	3.94	41.24	45.18	68.20	-23.02	AVG

Test Mode:	802.11ax HE20 PK	Frequency(MHz):	5180
Polarity:	Vertical	Test Voltage:	AC 120V_60Hz



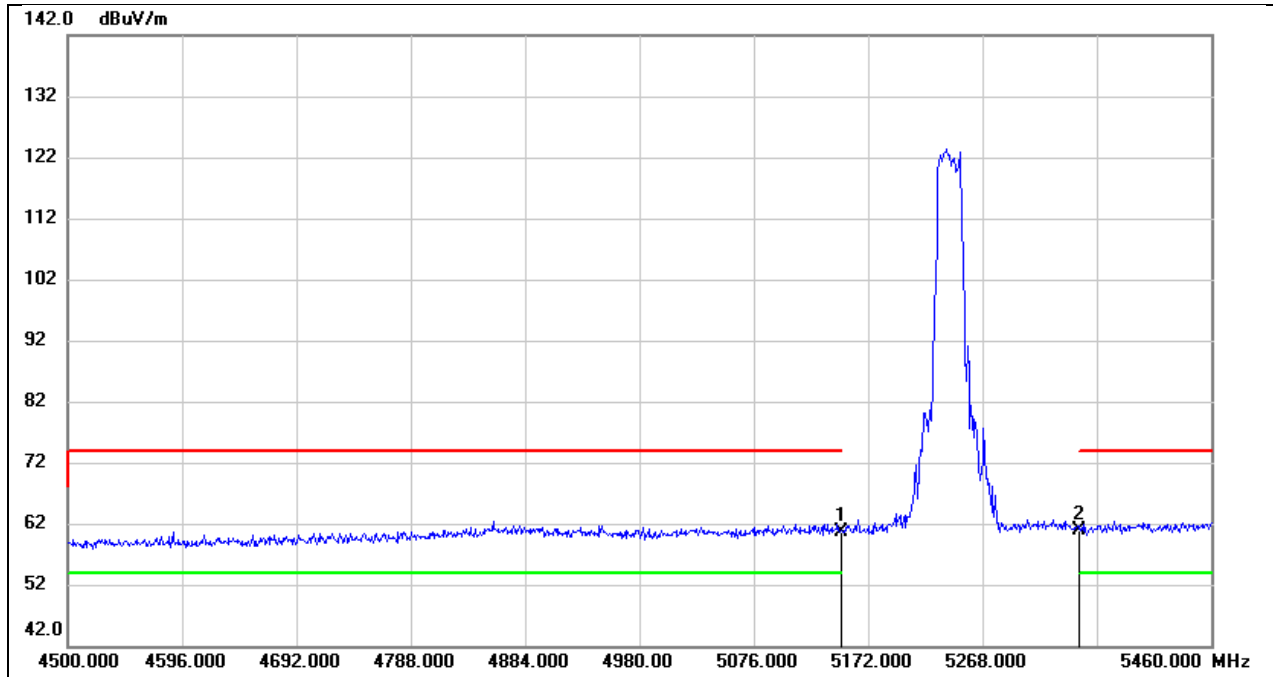
No.	Frequency (MHz)	Reading (dBuV)	Correct (dB/m)	Result (dBuV/m)	Limit (dBuV/m)	Margin (dB)	Remark
1	5139.480	21.42	40.18	61.60	74.00	-12.40	peak
2	5150.000	30.53	40.21	70.74	74.00	-3.26	peak

Test Mode:	802.11ax HE20 AV	Frequency(MHz):	5180
Polarity:	Vertical	Test Voltage:	AC 120V_60Hz



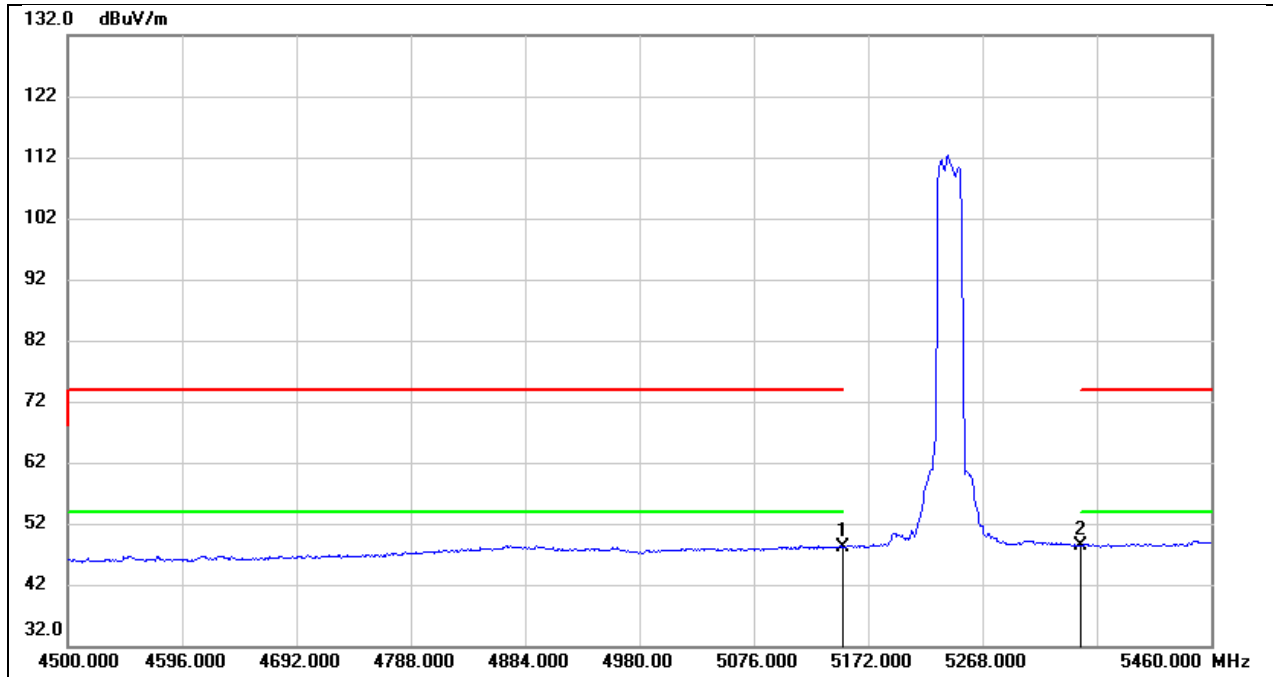
No.	Frequency (MHz)	Reading (dBuV)	Correct (dB/m)	Result (dBuV/m)	Limit (dBuV/m)	Margin (dB)	Remark
1	5139.480	9.99	40.18	50.17	54.00	-3.83	AVG
2	5150.000	9.05	40.21	49.26	54.00	-4.74	AVG

Test Mode:	802.11ax HE20 PK	Frequency(MHz):	5240
Polarity:	Vertical	Test Voltage:	AC 120V_60Hz



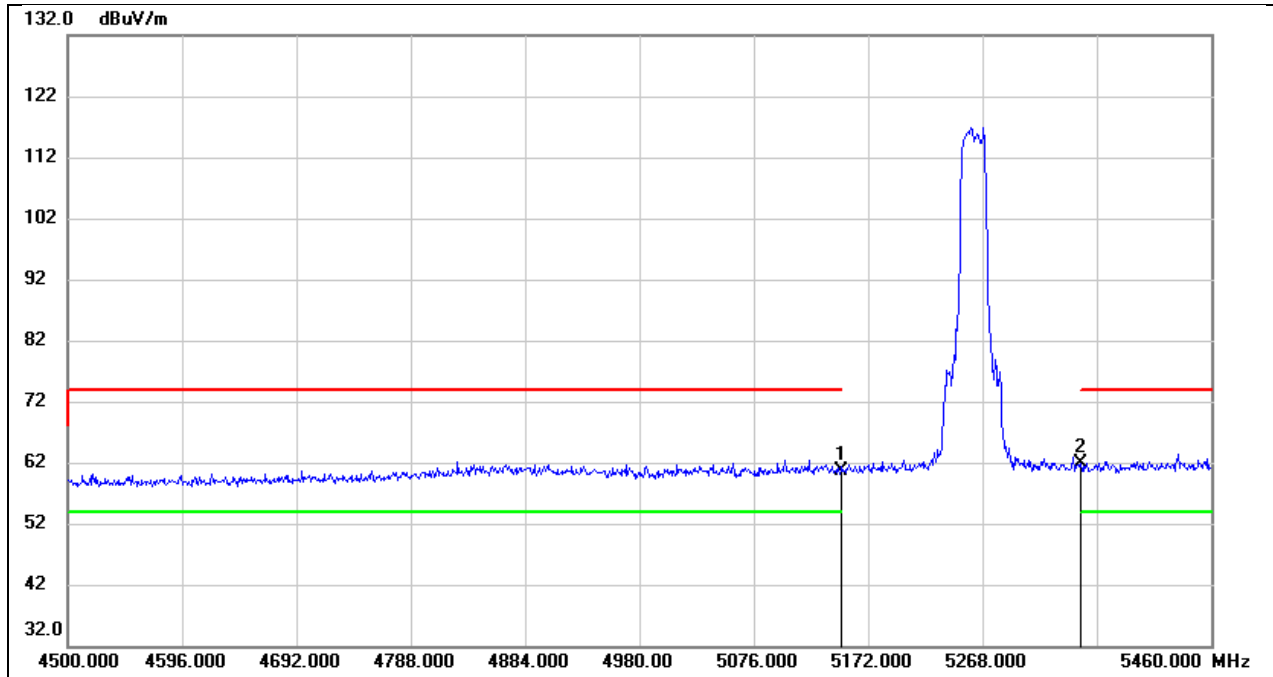
No.	Frequency (MHz)	Reading (dBuV)	Correct (dB/m)	Result (dBuV/m)	Limit (dBuV/m)	Margin (dB)	Remark
1	5150.000	20.47	40.21	60.68	74.00	-13.32	peak
2	5350.000	20.49	40.46	60.95	74.00	-13.05	peak

Test Mode:	802.11ax HE20 AV	Frequency(MHz):	5240
Polarity:	Vertical	Test Voltage:	AC 120V_60Hz



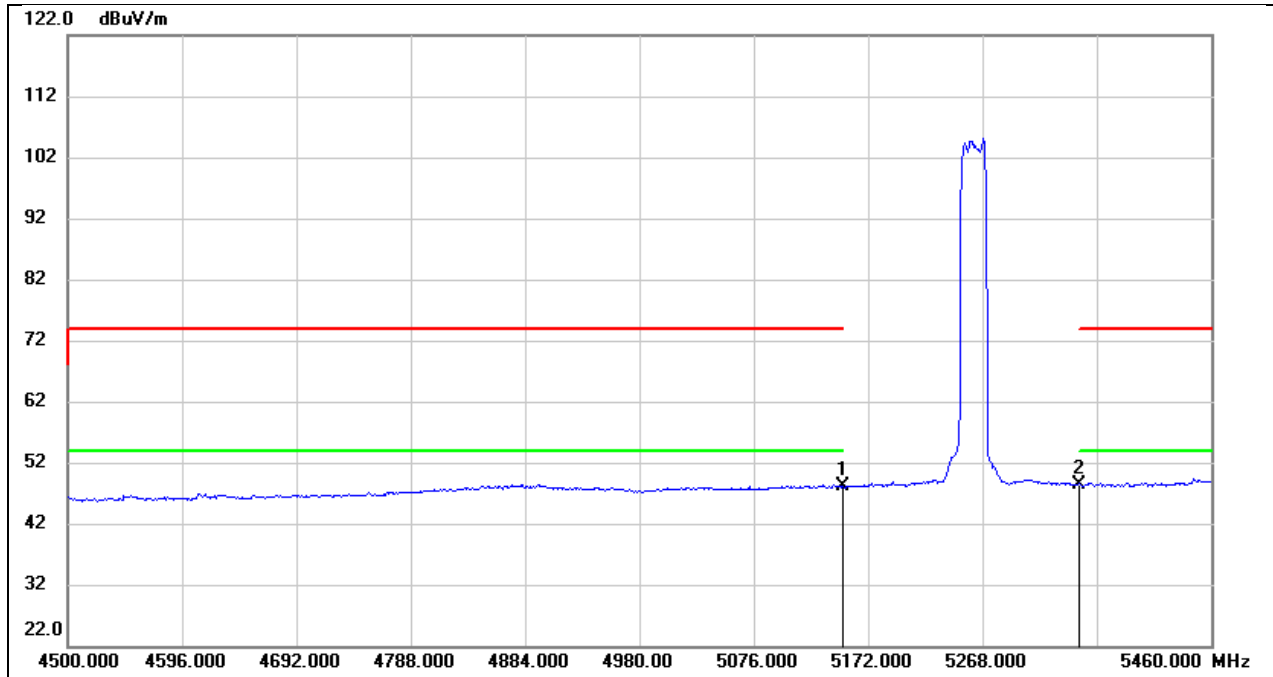
No.	Frequency (MHz)	Reading (dBuV)	Correct (dB/m)	Result (dBuV/m)	Limit (dBuV/m)	Margin (dB)	Remark
1	5150.000	7.95	40.21	48.16	54.00	-5.84	AVG
2	5350.000	7.95	40.46	48.41	54.00	-5.59	AVG

Test Mode:	802.11ax HE20 PK	Frequency(MHz):	5260
Polarity:	Vertical	Test Voltage:	AC 120V_60Hz



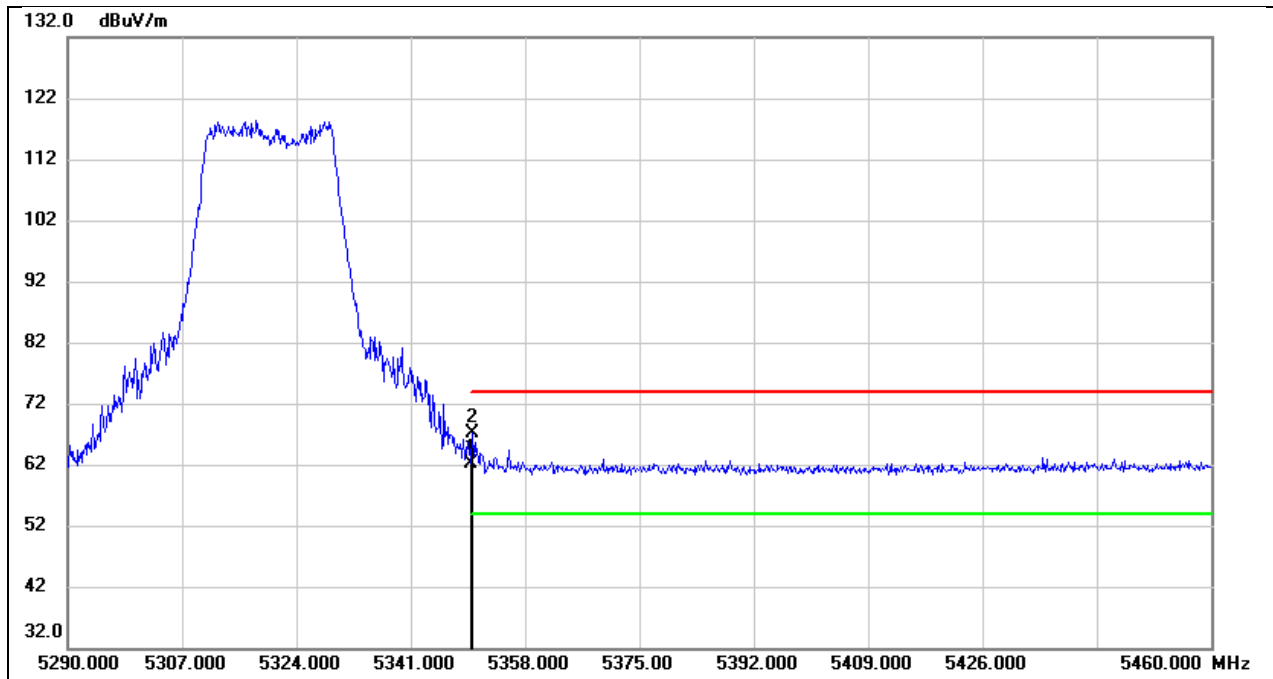
No.	Frequency (MHz)	Reading (dBuV)	Correct (dB/m)	Result (dBuV/m)	Limit (dBuV/m)	Margin (dB)	Remark
1	5150.000	20.41	40.21	60.62	74.00	-13.38	peak
2	5350.000	21.38	40.46	61.84	74.00	-12.16	peak

Test Mode:	802.11ax HE20 AV	Frequency(MHz):	5260
Polarity:	Vertical	Test Voltage:	AC 120V_60Hz



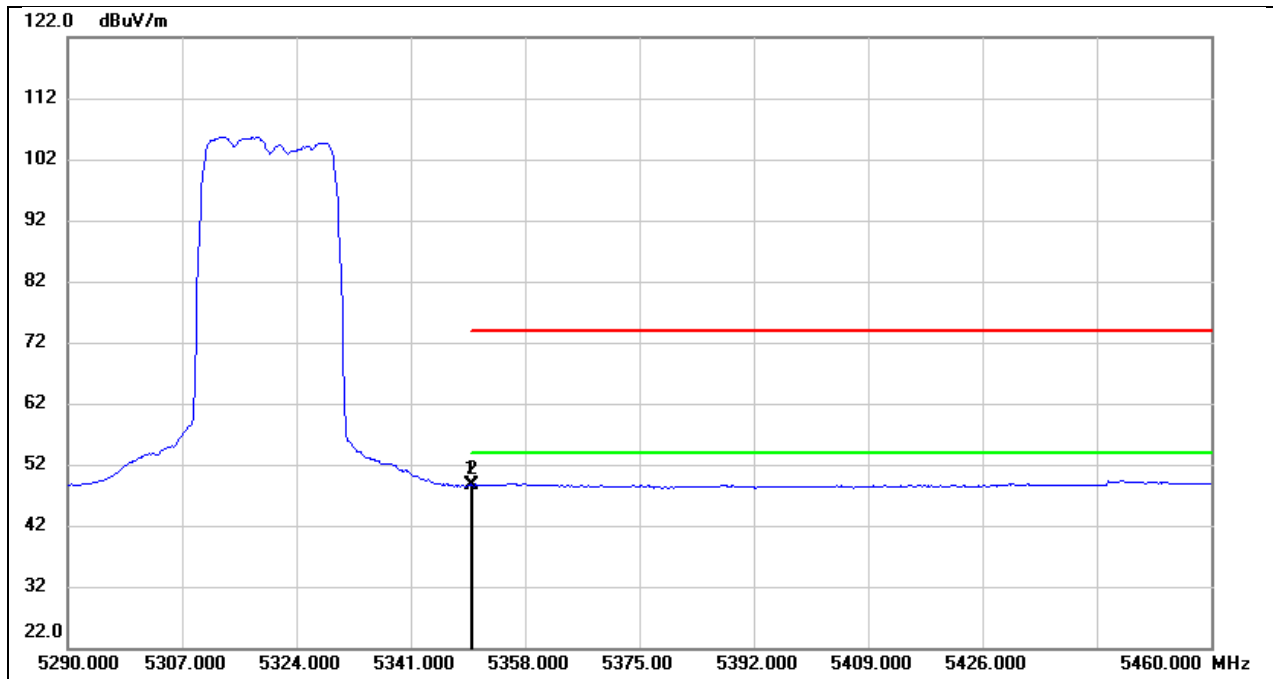
No.	Frequency (MHz)	Reading (dBuV)	Correct (dB/m)	Result (dBuV/m)	Limit (dBuV/m)	Margin (dB)	Remark
1	5150.000	7.80	40.21	48.01	54.00	-5.99	AVG
2	5350.000	7.85	40.46	48.31	54.00	-5.69	AVG

Test Mode:	802.11ax HE20 PK	Frequency(MHz):	5320
Polarity:	Vertical	Test Voltage:	AC 120V_60Hz



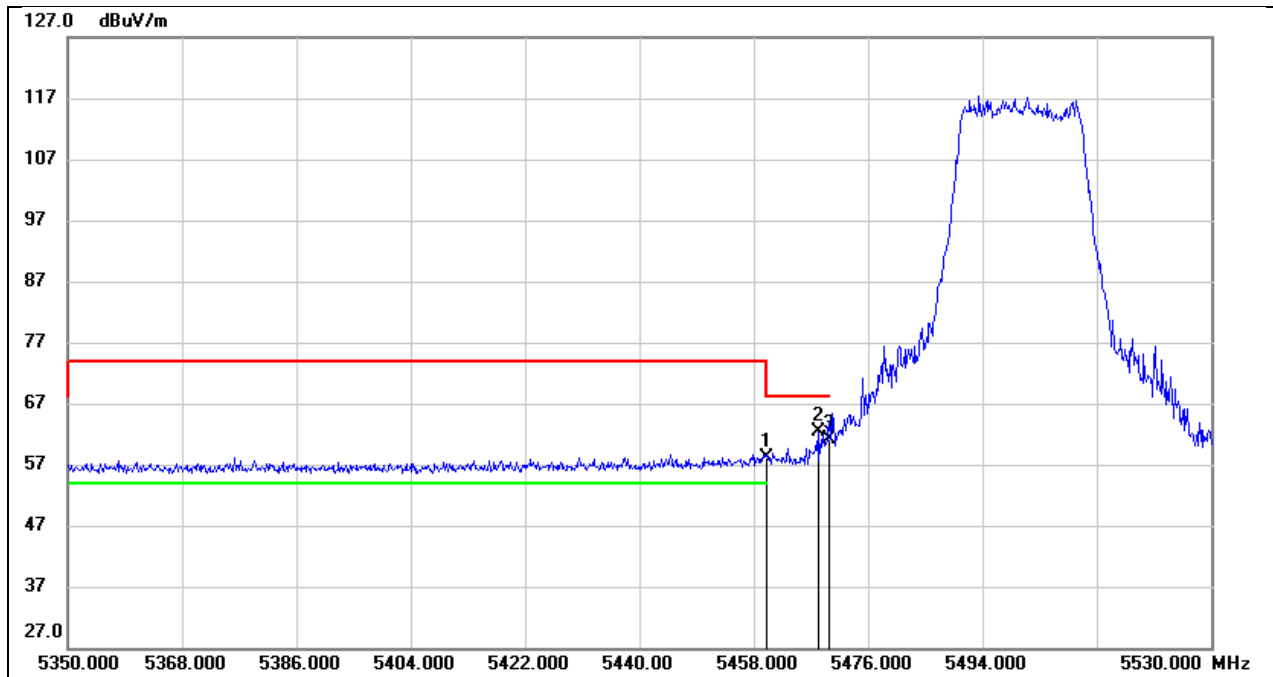
No.	Frequency (MHz)	Reading (dBuV)	Correct (dB/m)	Result (dBuV/m)	Limit (dBuV/m)	Margin (dB)	Remark
1	5350.000	21.76	40.46	62.22	74.00	-11.78	peak
2	5350.180	26.63	40.46	67.09	74.00	-6.91	peak

Test Mode:	802.11ax HE20 AV	Frequency(MHz):	5320
Polarity:	Vertical	Test Voltage:	AC 120V_60Hz



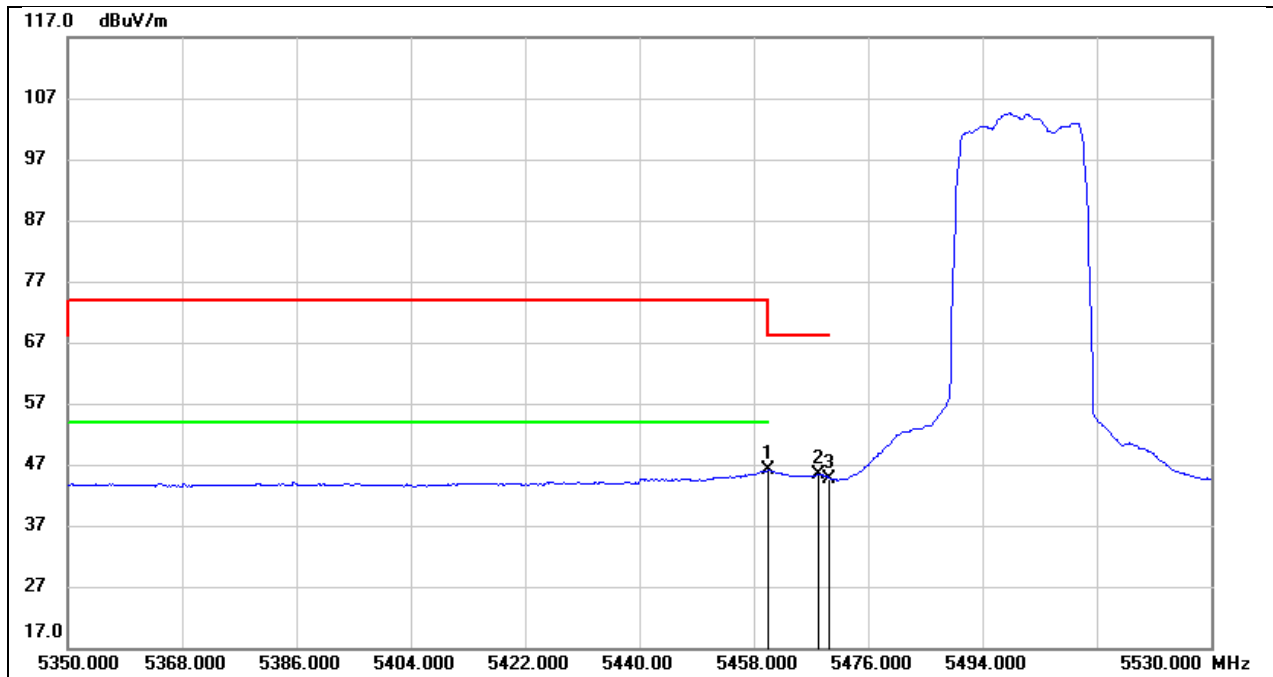
No.	Frequency (MHz)	Reading (dBuV)	Correct (dB/m)	Result (dBuV/m)	Limit (dBuV/m)	Margin (dB)	Remark
1	5350.000	8.27	40.46	48.73	54.00	-5.27	AVG
2	5350.180	8.12	40.46	48.58	54.00	-5.42	AVG

Test Mode:	802.11ax HE20 PK	Frequency(MHz):	5500
Polarity:	Vertical	Test Voltage:	AC 120V_60Hz



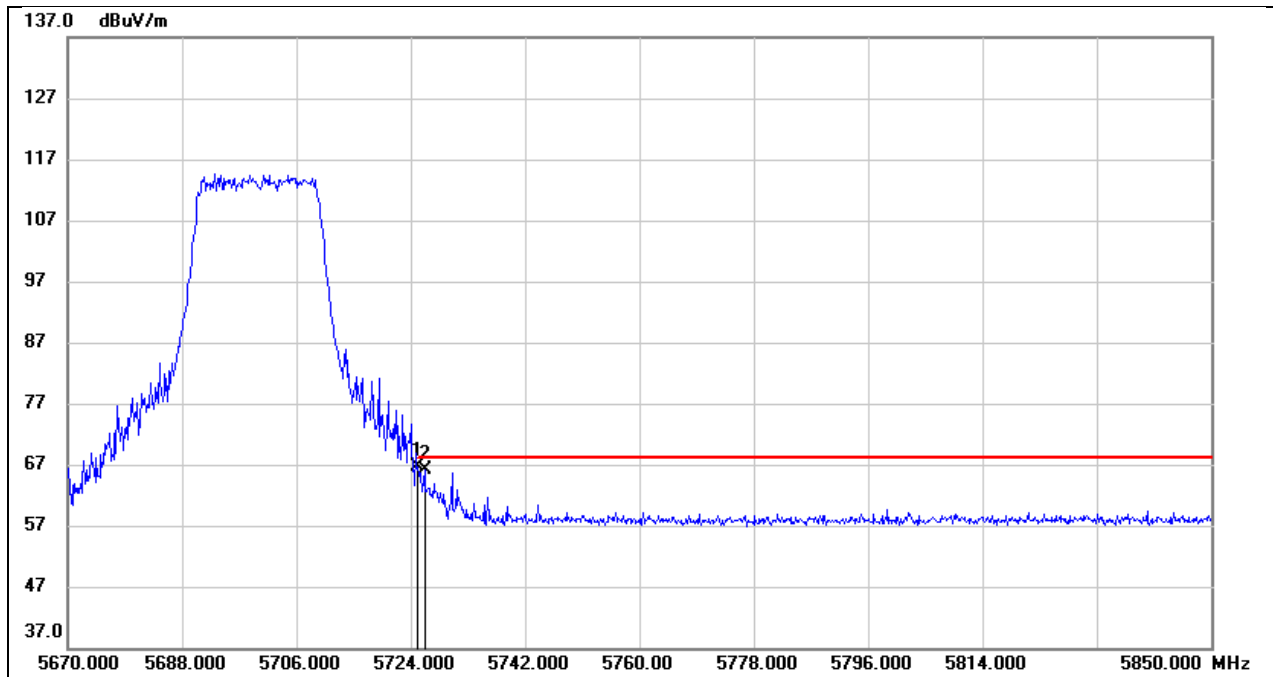
No.	Frequency (MHz)	Reading (dBuV)	Correct (dB/m)	Result (dBuV/m)	Limit (dBuV/m)	Margin (dB)	Remark
1	5460.000	17.29	40.79	58.08	68.20	-10.12	peak
2	5468.260	21.63	40.83	62.46	68.20	-5.74	peak
3	5470.000	20.37	40.84	61.21	68.20	-6.99	peak

Test Mode:	802.11ax HE20 AV	Frequency(MHz):	5500
Polarity:	Vertical	Test Voltage:	AC 120V_60Hz



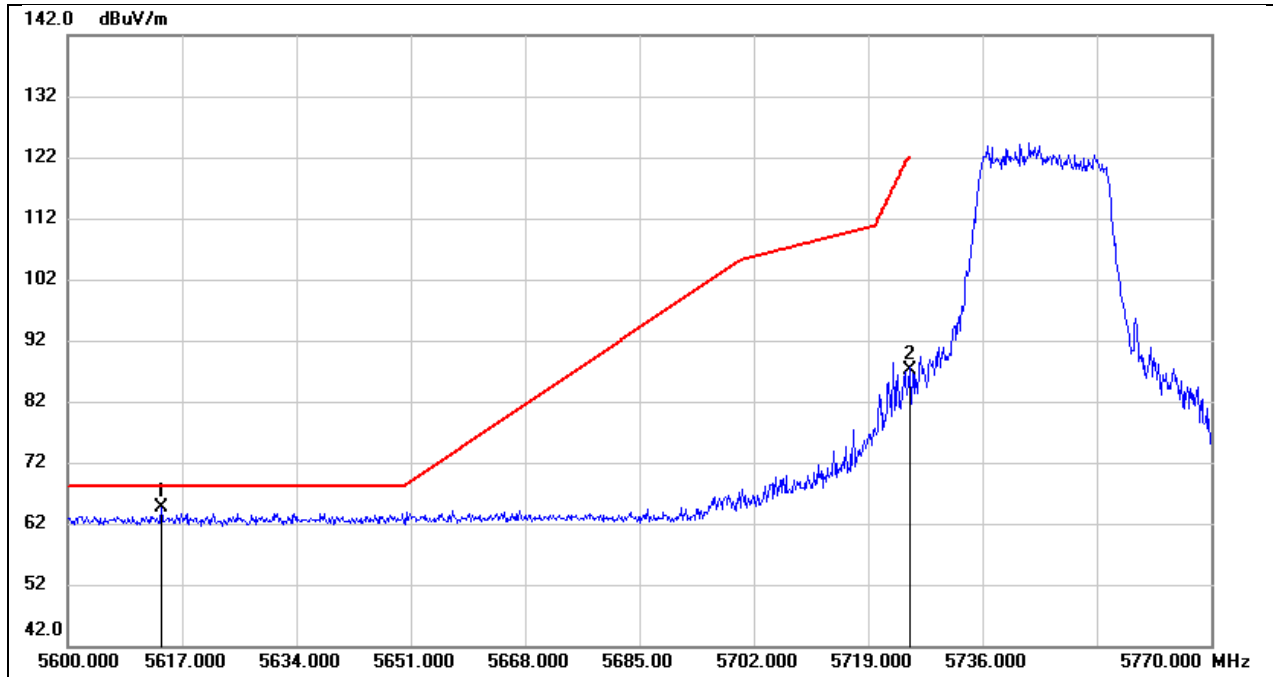
No.	Frequency (MHz)	Reading (dBuV)	Correct (dB/m)	Result (dBuV/m)	Limit (dBuV/m)	Margin (dB)	Remark
1	5460.000	5.23	40.79	46.02	54.00	-7.98	AVG
2	5468.260	4.44	40.83	45.27	/	/	AVG
3	5470.000	3.83	40.84	44.67	/	/	AVG

Test Mode:	802.11ax HE20 PK	Frequency(MHz):	5700
Polarity:	Vertical	Test Voltage:	AC 120V_60Hz



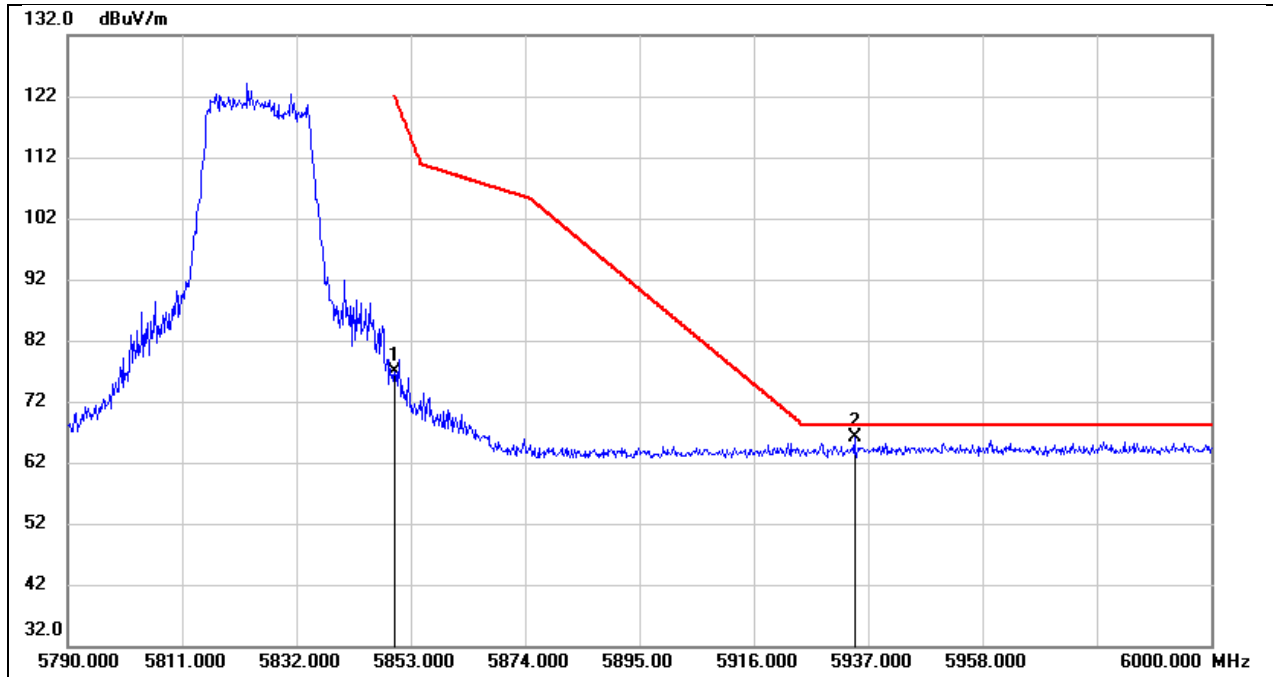
No.	Frequency (MHz)	Reading (dBuV)	Correct (dB/m)	Result (dBuV/m)	Limit (dBuV/m)	Margin (dB)	Remark
1	5725.000	25.49	41.24	66.73	68.20	-1.47	peak
2	5726.160	24.77	41.24	66.01	68.20	-2.19	peak

Test Mode:	802.11ax HE20 PK	Frequency(MHz):	5745
Polarity:	Vertical	Test Voltage:	AC 120V_60Hz



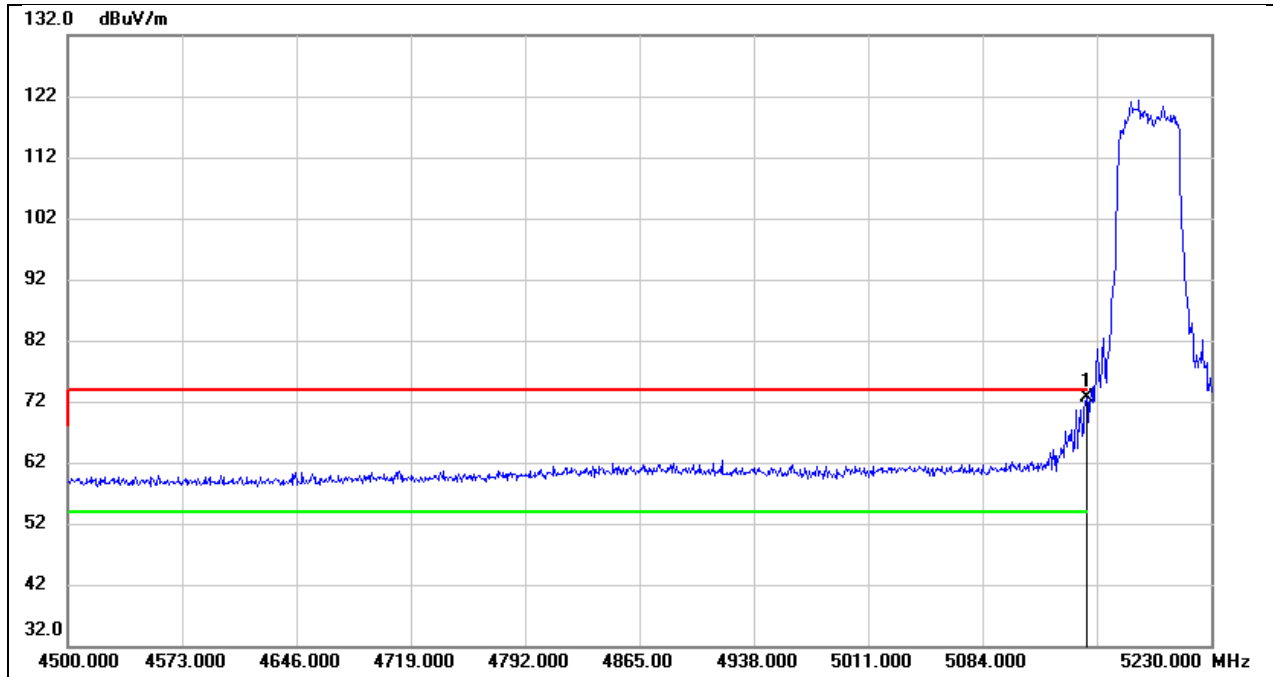
No.	Frequency (MHz)	Reading (dBuV)	Correct (dB/m)	Result (dBuV/m)	Limit (dBuV/m)	Margin (dB)	Remark
1	5613.940	23.31	41.37	64.68	68.20	-3.52	peak
2	5725.000	45.88	41.24	87.12	122.20	-35.08	peak

Test Mode:	802.11ax HE20 PK	Frequency(MHz):	5825
Polarity:	Vertical	Test Voltage:	AC 120V_60Hz



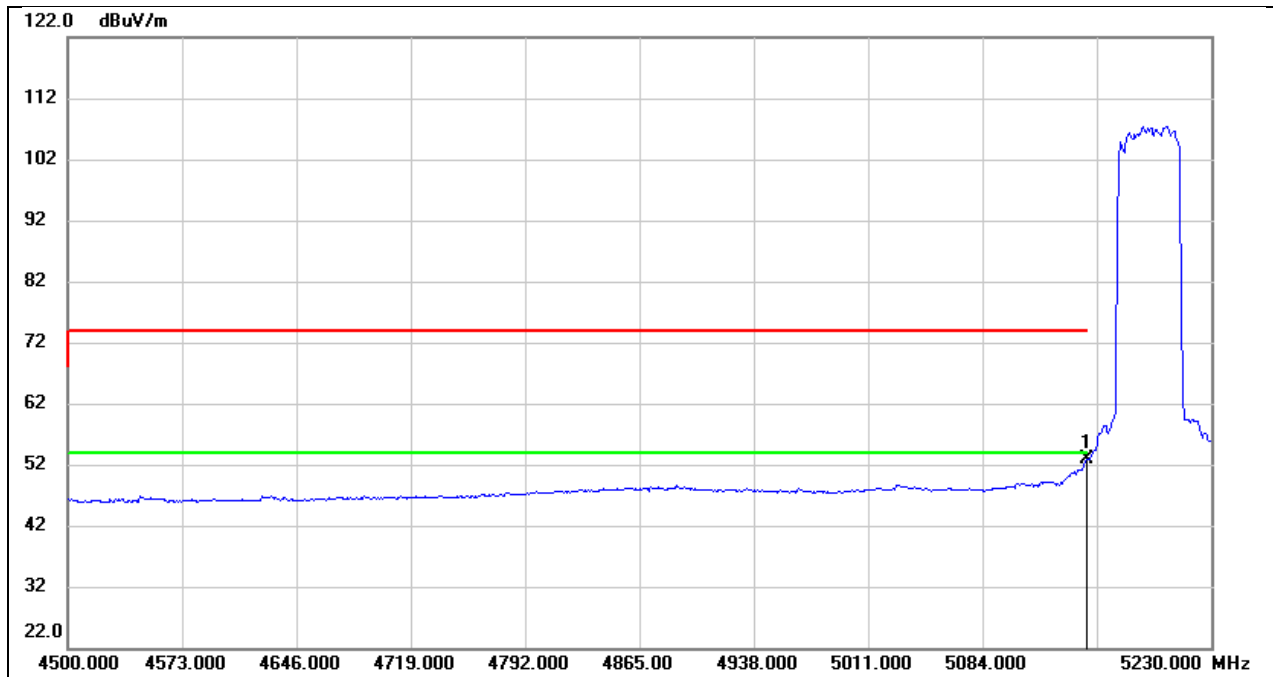
No.	Frequency (MHz)	Reading (dBuV)	Correct (dB/m)	Result (dBuV/m)	Limit (dBuV/m)	Margin (dB)	Remark
1	5850.000	35.53	41.37	76.90	122.20	-45.30	peak
2	5934.480	24.27	41.75	66.02	68.20	-2.18	peak

Test Mode:	802.11ax HE40 PK	Frequency(MHz):	5190
Polarity:	Vertical	Test Voltage:	AC 120V_60Hz



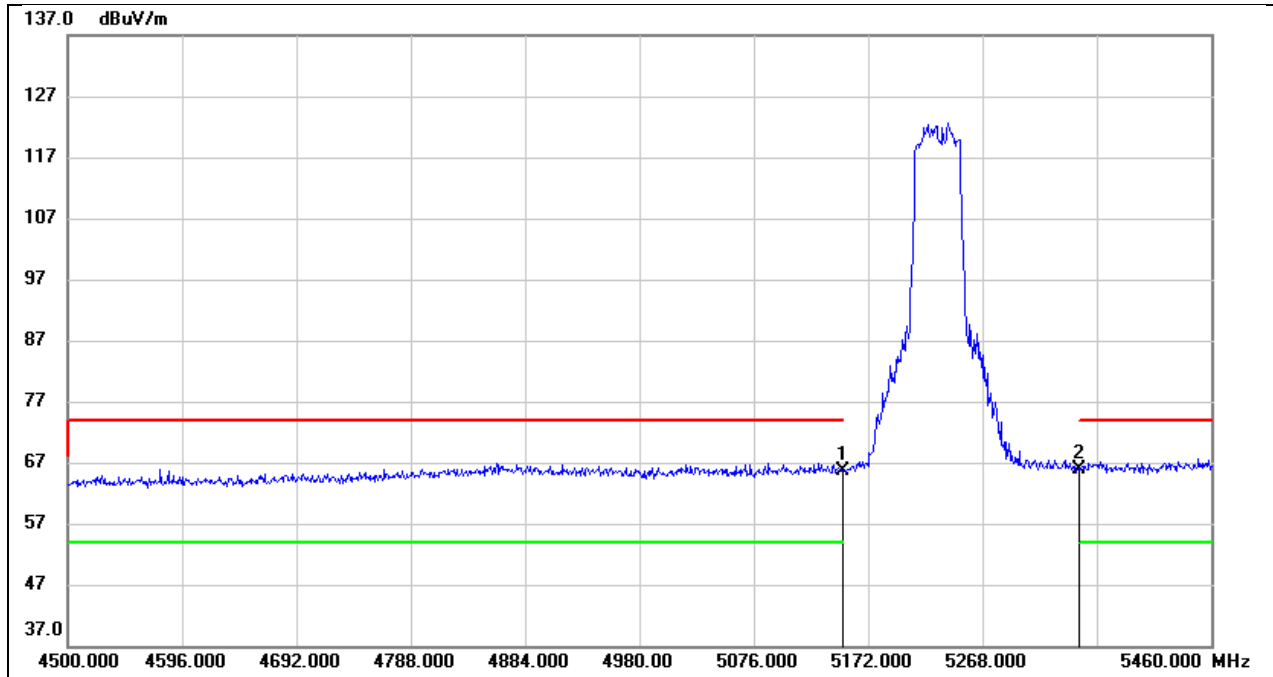
No.	Frequency (MHz)	Reading (dBuV)	Correct (dB/m)	Result (dBuV/m)	Limit (dBuV/m)	Margin (dB)	Remark
1	5150.000	32.41	40.21	72.62	74.00	-1.38	peak

Test Mode:	802.11ax HE40 AV	Frequency(MHz):	5190
Polarity:	Vertical	Test Voltage:	AC 120V_60Hz



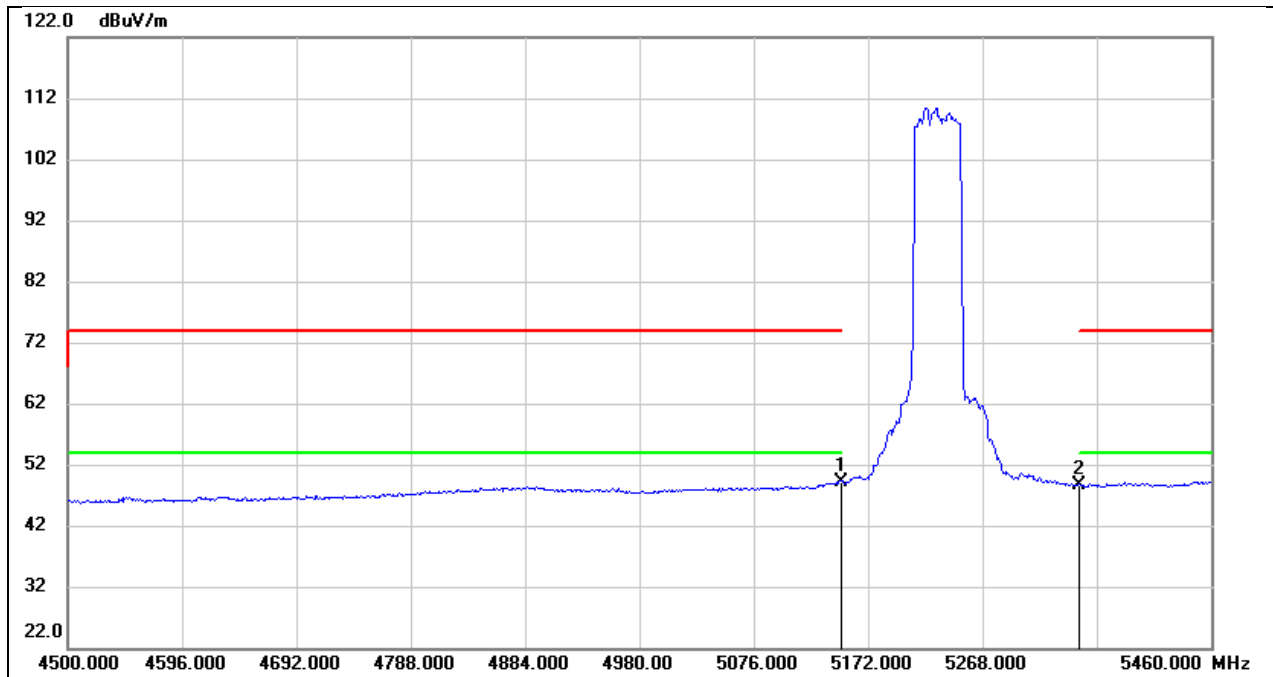
No.	Frequency (MHz)	Reading (dBuV)	Correct (dB/m)	Result (dBuV/m)	Limit (dBuV/m)	Margin (dB)	Remark
1	5150.000	12.55	40.21	52.76	54.00	-1.24	AVG

Test Mode:	802.11ax HE40 PK	Frequency(MHz):	5230
Polarity:	Vertical	Test Voltage:	AC 120V_60Hz



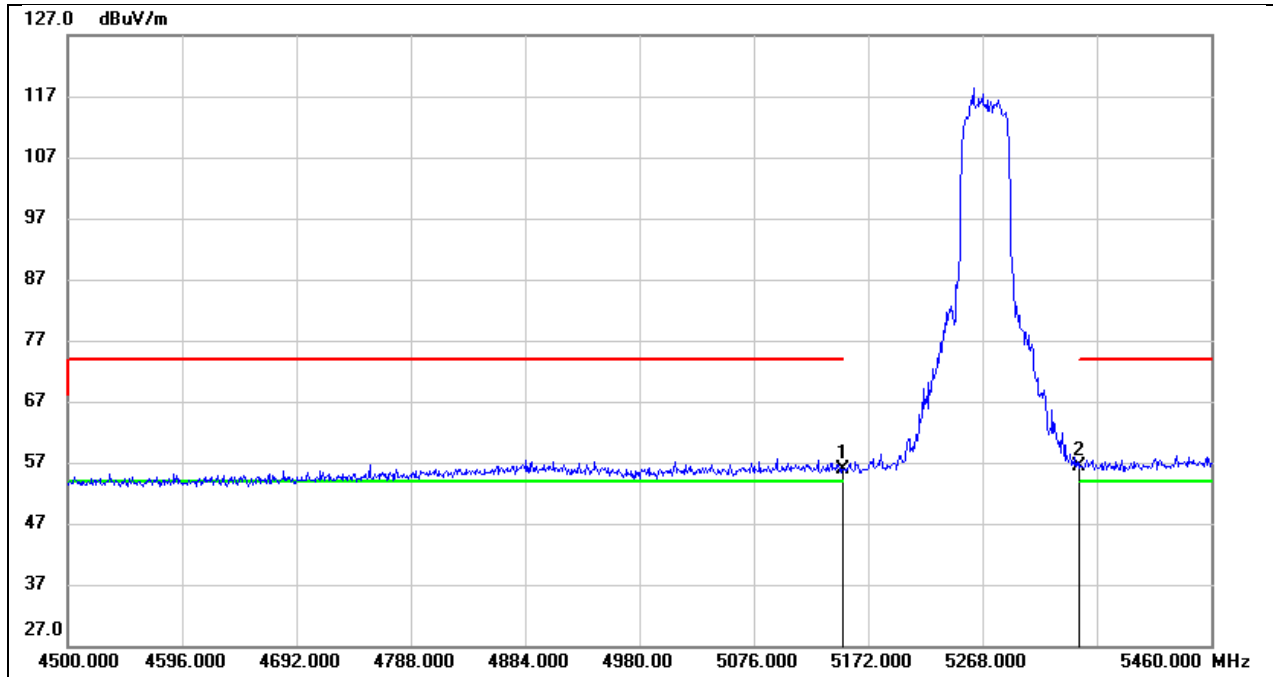
No.	Frequency (MHz)	Reading (dBuV)	Correct (dB/m)	Result (dBuV/m)	Limit (dBuV/m)	Margin (dB)	Remark
1	5150.000	25.46	40.21	65.67	74.00	-8.33	peak
2	5350.000	25.51	40.46	65.97	74.00	-8.03	peak

Test Mode:	802.11ax HE40 AV	Frequency(MHz):	5230
Polarity:	Vertical	Test Voltage:	AC 120V_60Hz



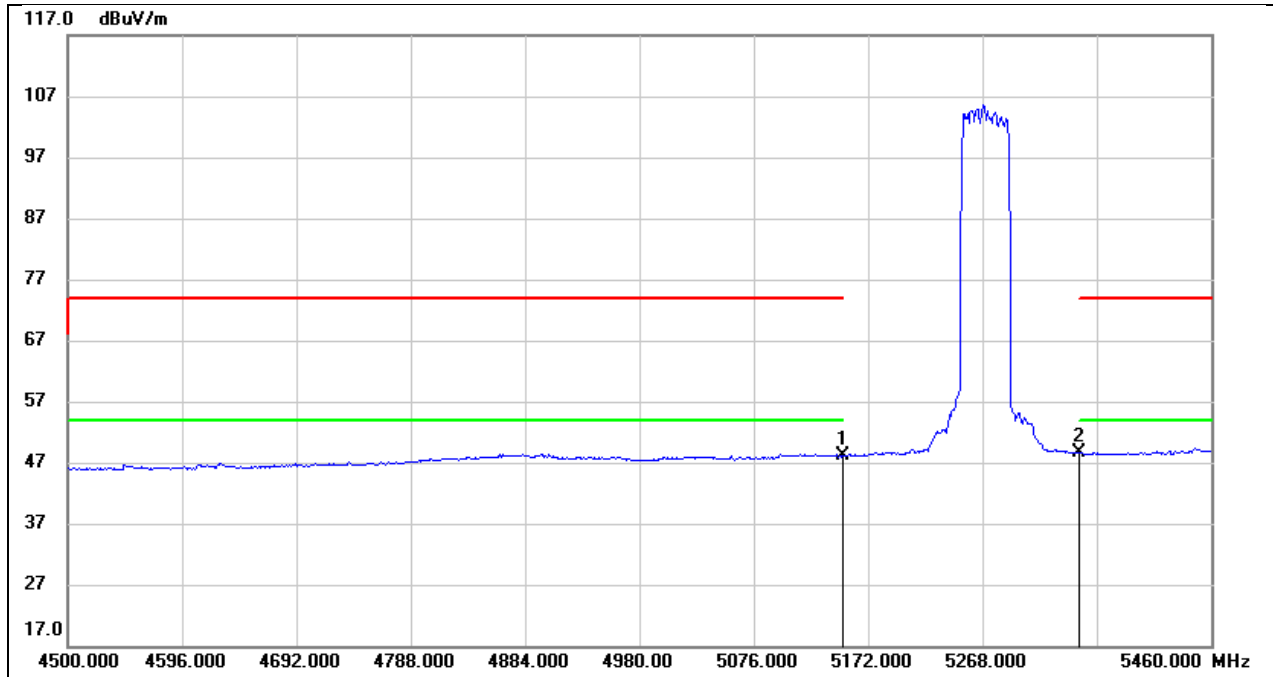
No.	Frequency (MHz)	Reading (dBuV)	Correct (dB/m)	Result (dBuV/m)	Limit (dBuV/m)	Margin (dB)	Remark
1	5150.000	9.04	40.21	49.25	54.00	-4.75	AVG
2	5350.000	8.18	40.46	48.64	54.00	-5.36	AVG

Test Mode:	802.11ax HE40 PK	Frequency(MHz):	5270
Polarity:	Vertical	Test Voltage:	AC 120V_60Hz



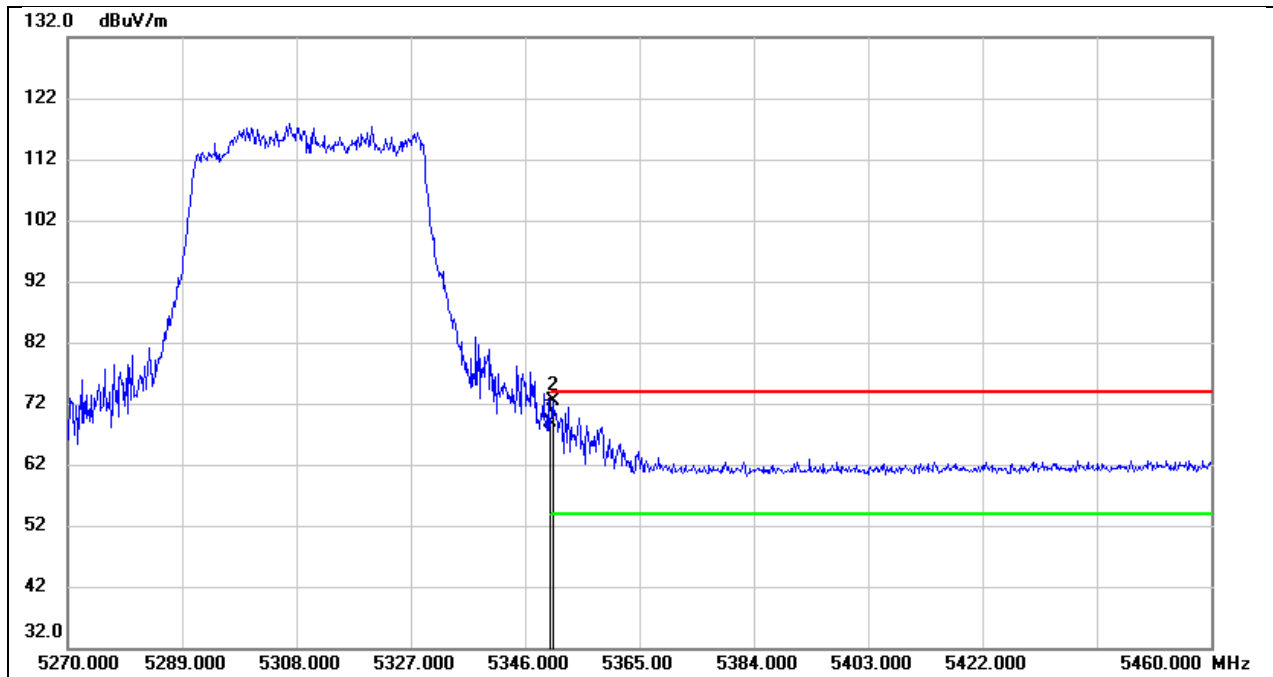
No.	Frequency (MHz)	Reading (dBuV)	Correct (dB/m)	Result (dBuV/m)	Limit (dBuV/m)	Margin (dB)	Remark
1	5150.000	15.59	40.21	55.80	74.00	-18.20	peak
2	5350.000	16.01	40.46	56.47	74.00	-17.53	peak

Test Mode:	802.11ax HE40 AV	Frequency(MHz):	5270
Polarity:	Vertical	Test Voltage:	AC 120V_60Hz



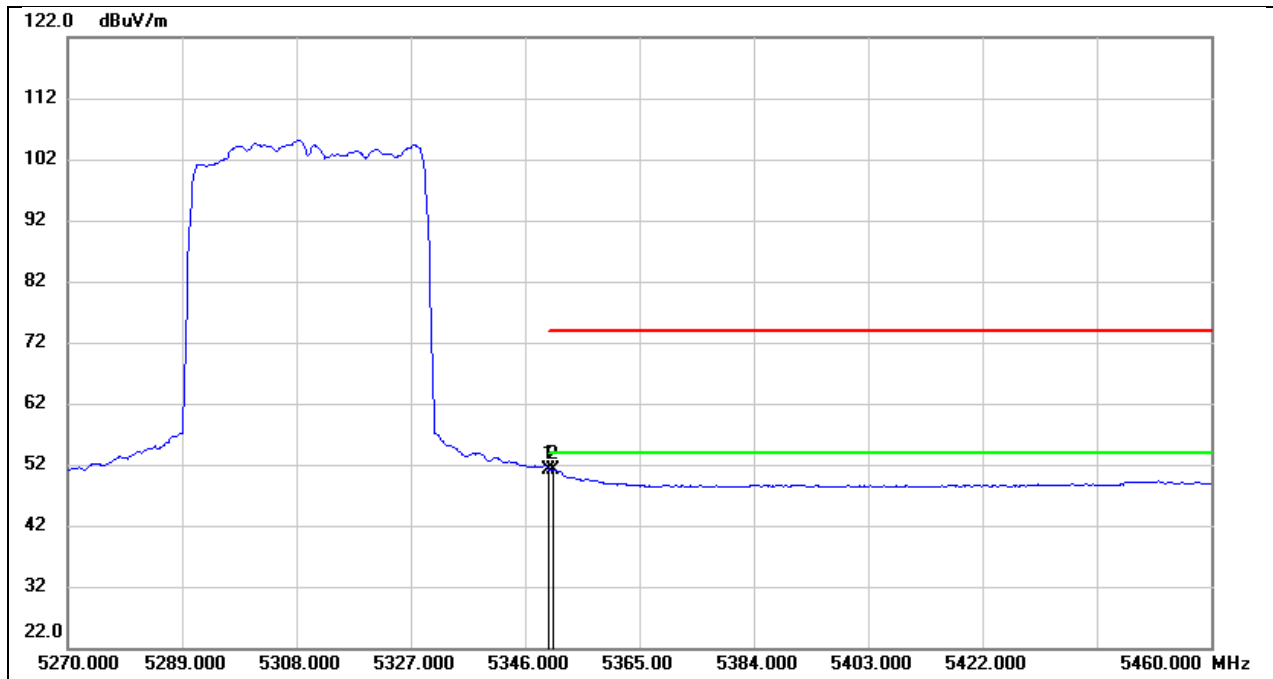
No.	Frequency (MHz)	Reading (dBuV)	Correct (dB/m)	Result (dBuV/m)	Limit (dBuV/m)	Margin (dB)	Remark
1	5150.000	7.93	40.21	48.14	54.00	-5.86	AVG
2	5350.000	8.08	40.46	48.54	54.00	-5.46	AVG

Test Mode:	802.11ax HE40 PK	Frequency(MHz):	5310
Polarity:	Vertical	Test Voltage:	AC 120V_60Hz



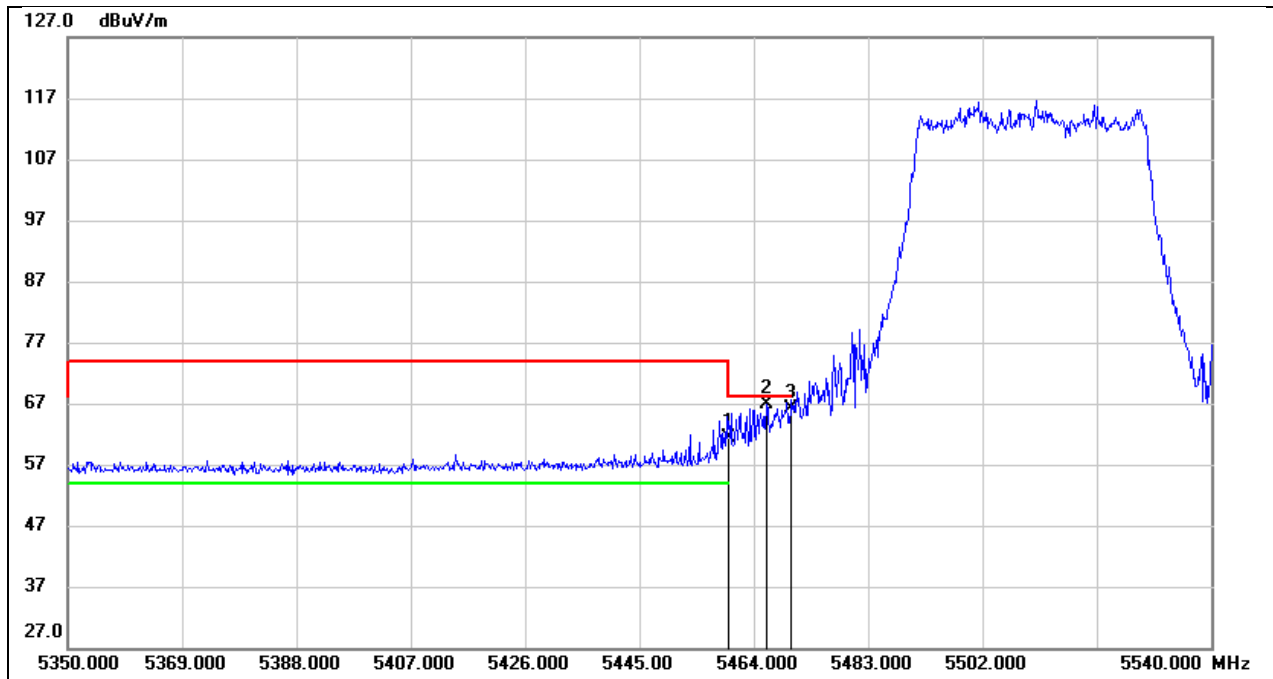
No.	Frequency (MHz)	Reading (dBuV)	Correct (dB/m)	Result (dBuV/m)	Limit (dBuV/m)	Margin (dB)	Remark
1	5350.000	28.43	40.46	68.89	74.00	-5.11	peak
2	5350.560	31.81	40.46	72.27	74.00	-1.73	peak

Test Mode:	802.11ax HE40 AV	Frequency(MHz):	5310
Polarity:	Vertical	Test Voltage:	AC 120V_60Hz



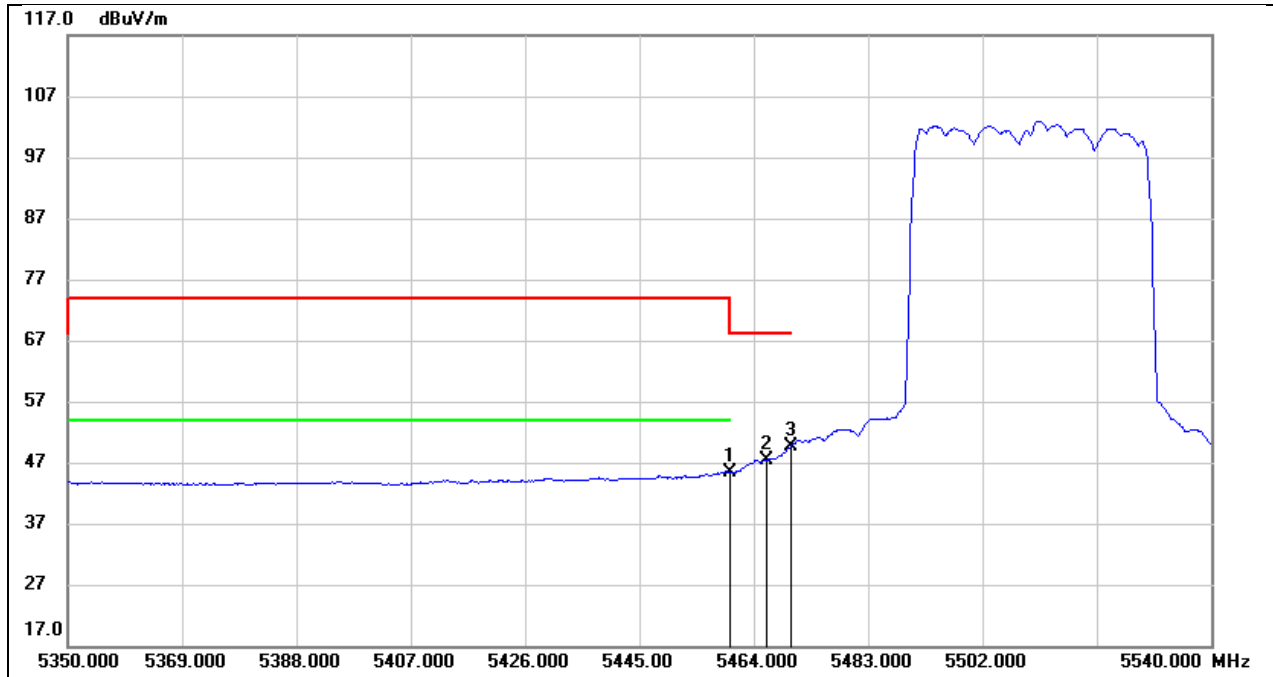
No.	Frequency (MHz)	Reading (dBuV)	Correct (dB/m)	Result (dBuV/m)	Limit (dBuV/m)	Margin (dB)	Remark
1	5350.000	10.72	40.46	51.18	54.00	-2.82	AVG
2	5350.560	10.70	40.46	51.16	54.00	-2.84	AVG

Test Mode:	802.11ax HE40 PK	Frequency(MHz):	5510
Polarity:	Vertical	Test Voltage:	AC 120V_60Hz



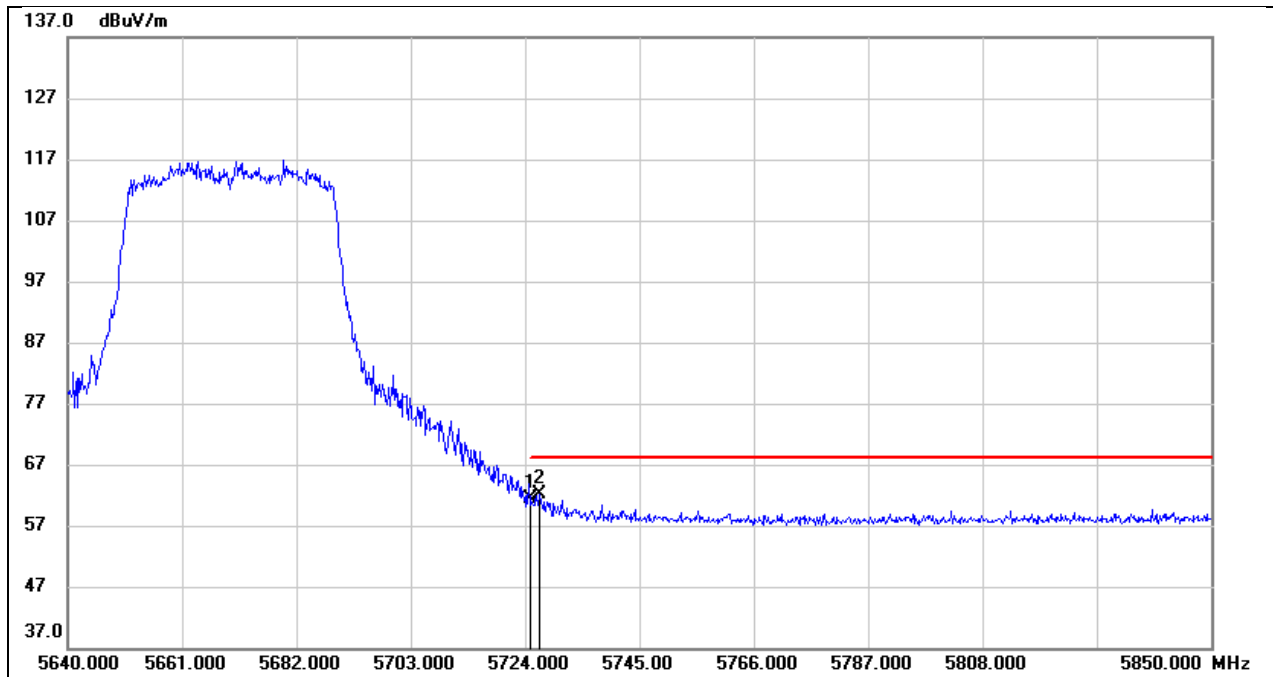
No.	Frequency (MHz)	Reading (dBuV)	Correct (dB/m)	Result (dBuV/m)	Limit (dBuV/m)	Margin (dB)	Remark
1	5460.000	20.58	40.79	61.37	68.20	-6.83	peak
2	5466.090	26.08	40.82	66.90	68.20	-1.30	peak
3	5470.000	25.38	40.84	66.22	68.20	-1.98	peak

Test Mode:	802.11ax HE40 AV	Frequency(MHz):	5510
Polarity:	Vertical	Test Voltage:	AC 120V_60Hz



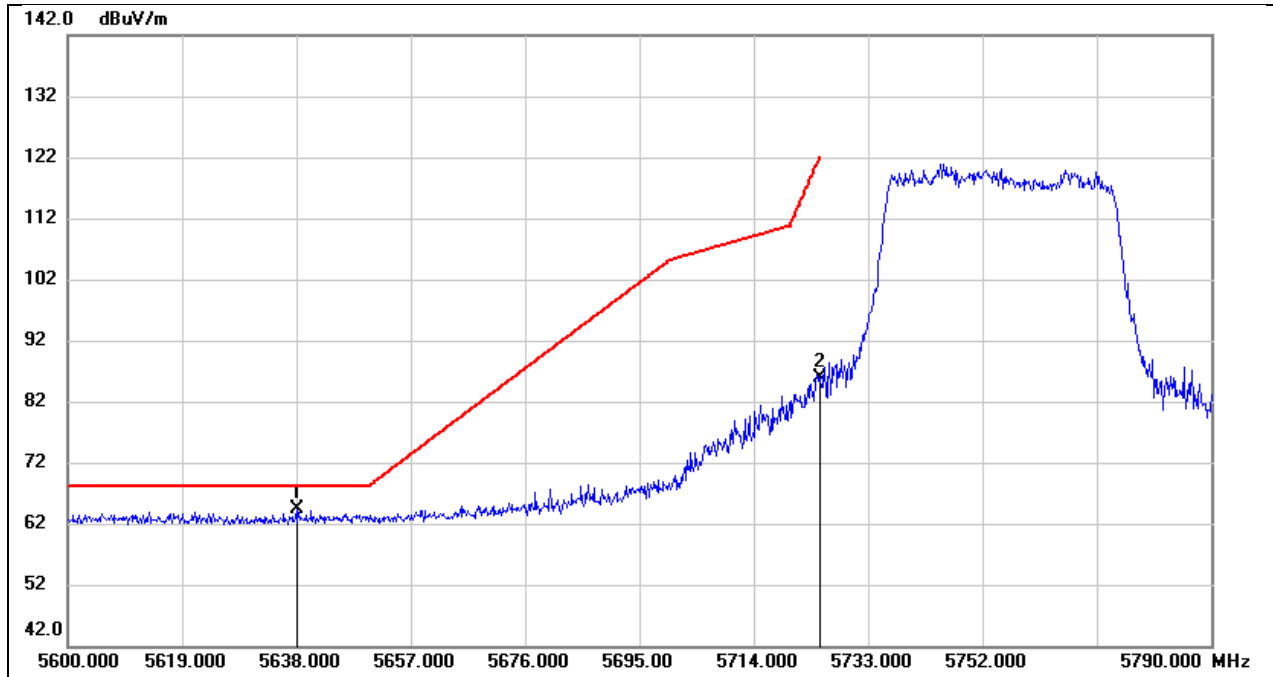
No.	Frequency (MHz)	Reading (dBuV)	Correct (dB/m)	Result (dBuV/m)	Limit (dBuV/m)	Margin (dB)	Remark
1	5460.000	4.70	40.79	45.49	54.00	-8.51	AVG
2	5466.090	6.60	40.82	47.42	/	/	AVG
3	5470.000	8.83	40.84	49.67	/	/	AVG

Test Mode:	802.11ax HE40 PK	Frequency(MHz):	5670
Polarity:	Vertical	Test Voltage:	AC 120V_60Hz



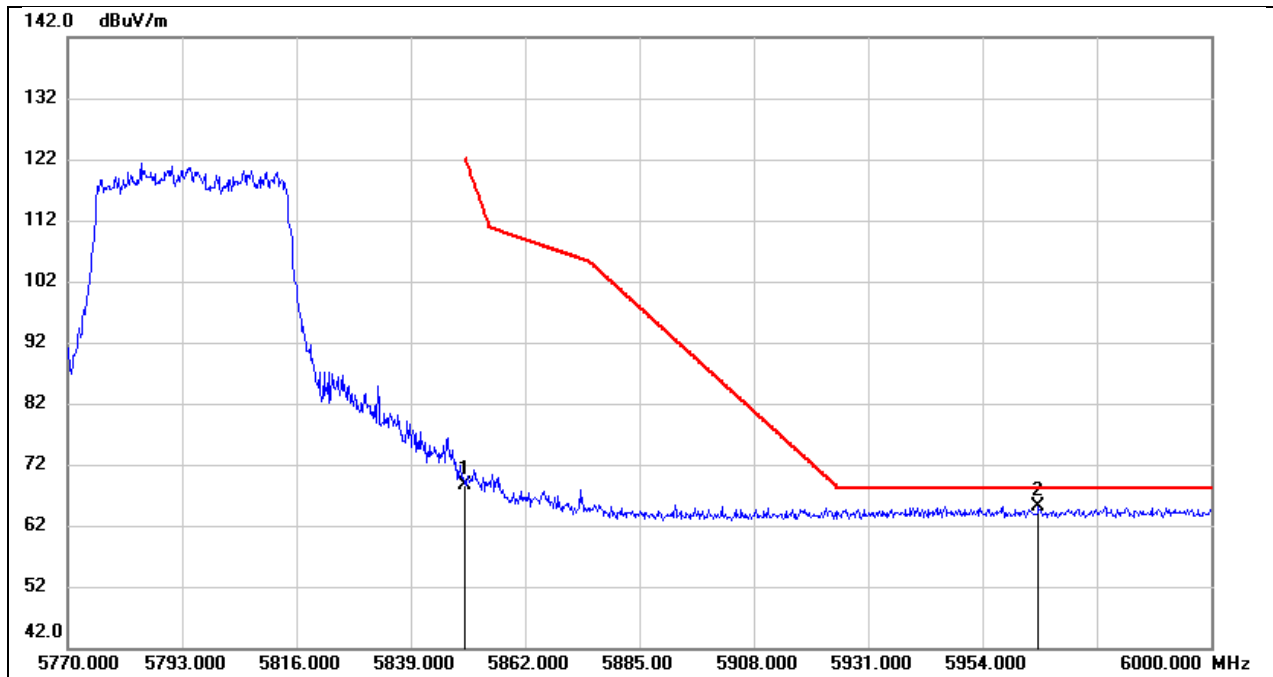
No.	Frequency (MHz)	Reading (dBuV)	Correct (dB/m)	Result (dBuV/m)	Limit (dBuV/m)	Margin (dB)	Remark
1	5725.000	20.09	41.24	61.33	68.20	-6.87	peak
2	5726.520	20.92	41.24	62.16	68.20	-6.04	peak

Test Mode:	802.11ax HE40 PK	Frequency(MHz):	5755
Polarity:	Vertical	Test Voltage:	AC 120V_60Hz



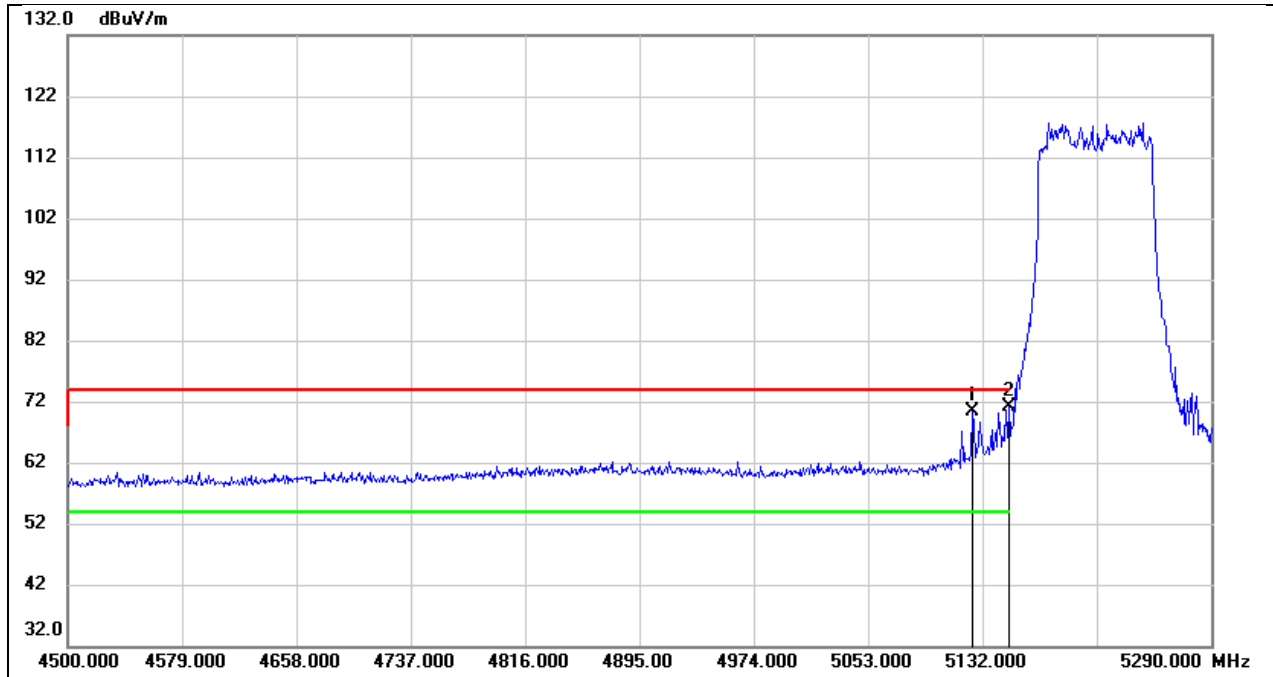
No.	Frequency (MHz)	Reading (dBuV)	Correct (dB/m)	Result (dBuV/m)	Limit (dBuV/m)	Margin (dB)	Remark
1	5638.000	23.08	41.34	64.42	68.20	-3.78	peak
2	5725.000	44.64	41.24	85.88	122.20	-36.32	peak

Test Mode:	802.11ax HE40 PK	Frequency(MHz):	5795
Polarity:	Vertical	Test Voltage:	AC 120V_60Hz



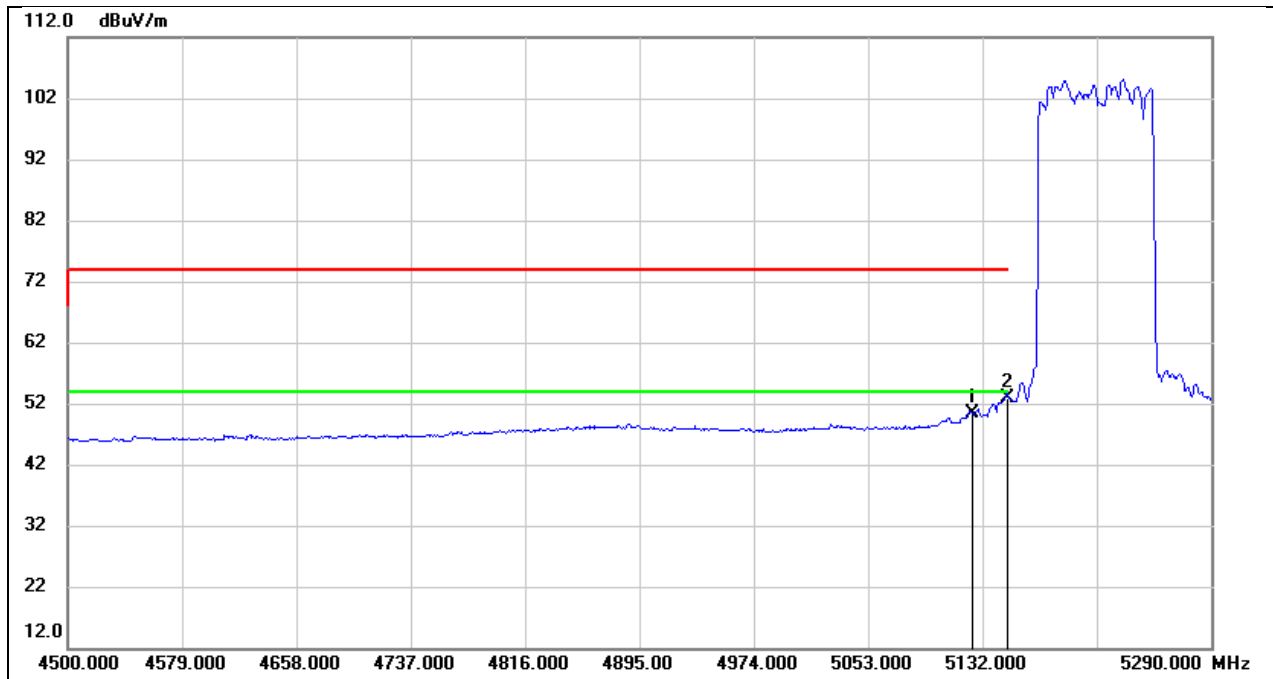
No.	Frequency (MHz)	Reading (dBuV)	Correct (dB/m)	Result (dBuV/m)	Limit (dBuV/m)	Margin (dB)	Remark
1	5850.000	27.35	41.37	68.72	122.20	-53.48	peak
2	5965.270	23.22	41.90	65.12	68.20	-3.08	peak

Test Mode:	802.11ax HE80 PK	Frequency(MHz):	5210
Polarity:	Vertical	Test Voltage:	AC 120V_60Hz



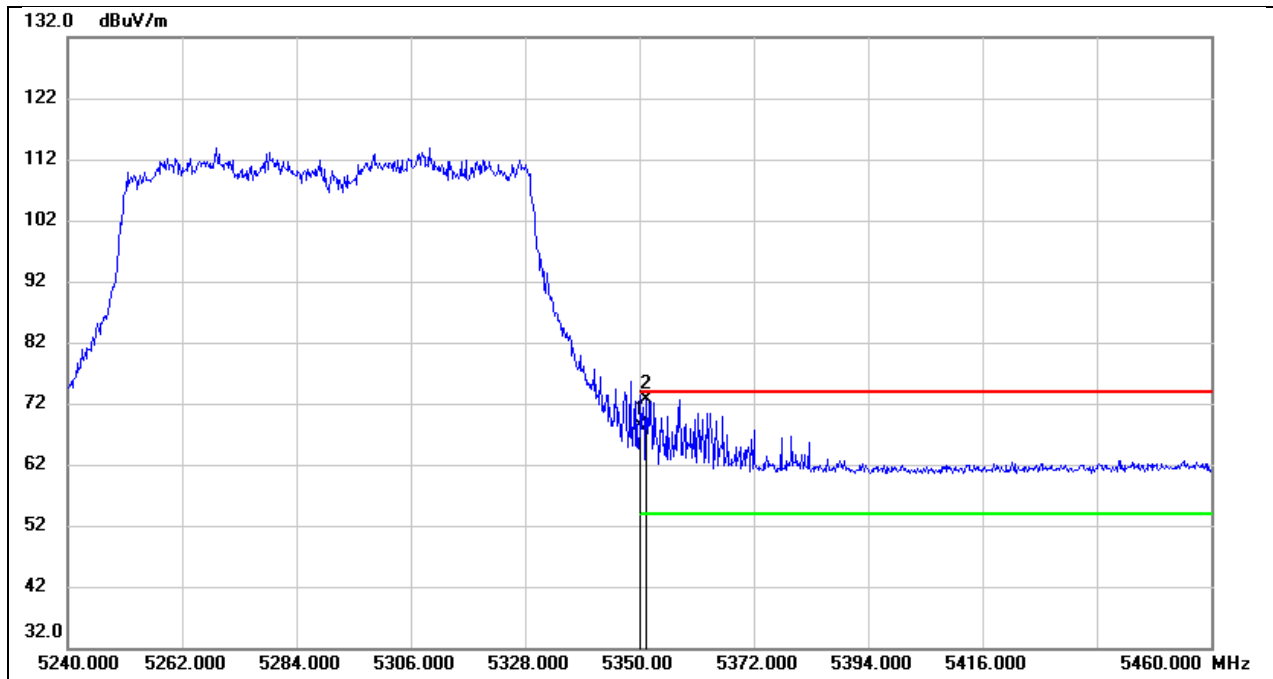
No.	Frequency (MHz)	Reading (dBuV)	Correct (dB/m)	Result (dBuV/m)	Limit (dBuV/m)	Margin (dB)	Remark
1	5124.890	30.20	40.12	70.32	74.00	-3.68	peak
2	5150.000	30.96	40.21	71.17	74.00	-2.83	peak

Test Mode:	802.11ax HE80 AV	Frequency(MHz):	5210
Polarity:	Vertical	Test Voltage:	AC 120V_60Hz



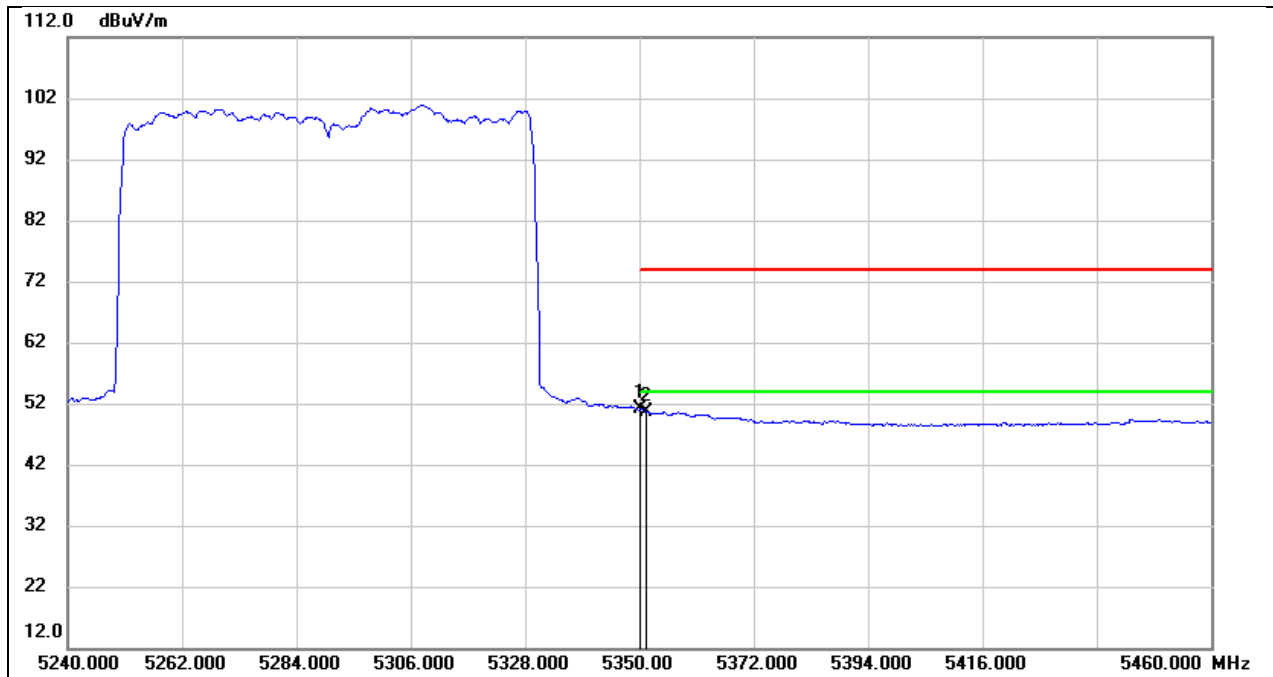
No.	Frequency (MHz)	Reading (dBuV)	Correct (dB/m)	Result (dBuV/m)	Limit (dBuV/m)	Margin (dB)	Remark
1	5124.890	10.23	40.12	50.35	54.00	-3.65	AVG
2	5150.000	12.71	40.21	52.92	54.00	-1.08	AVG

Test Mode:	802.11ax HE80 PK	Frequency(MHz):	5290
Polarity:	Vertical	Test Voltage:	AC 120V_60Hz



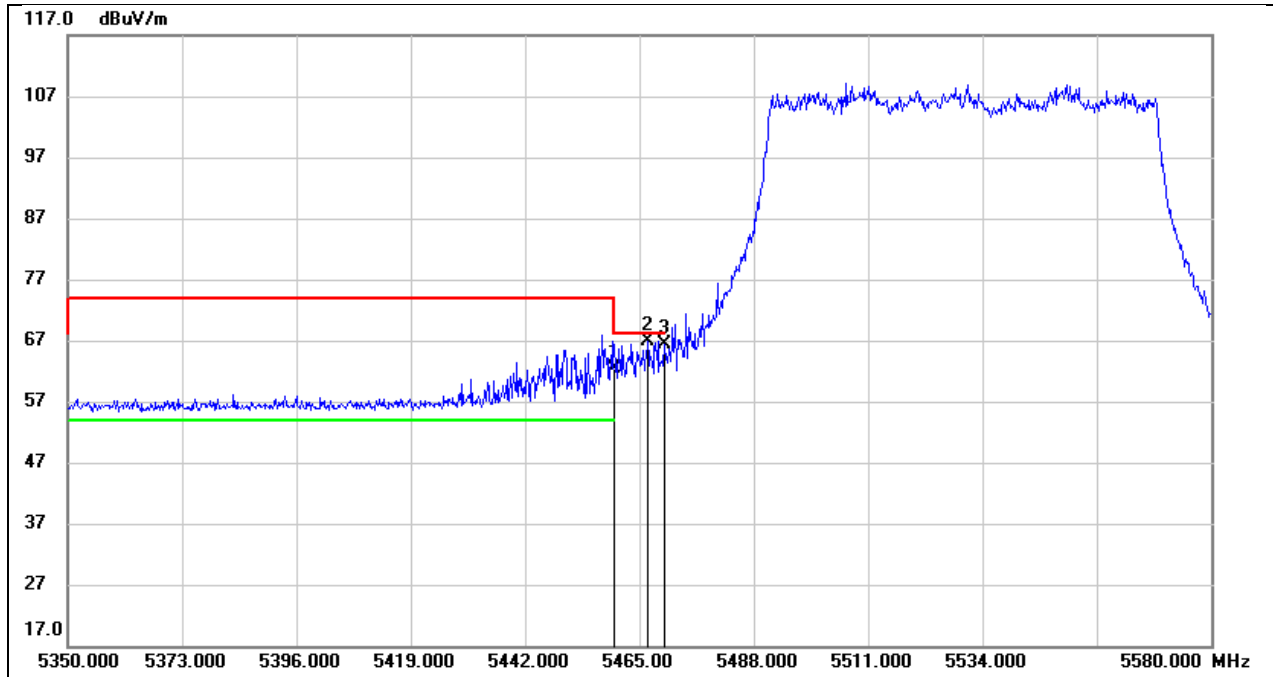
No.	Frequency (MHz)	Reading (dBuV)	Correct (dB/m)	Result (dBuV/m)	Limit (dBuV/m)	Margin (dB)	Remark
1	5350.000	27.86	40.46	68.32	74.00	-5.68	peak
2	5351.320	32.27	40.46	72.73	74.00	-1.27	peak

Test Mode:	802.11ax HE80 AV	Frequency(MHz):	5290
Polarity:	Vertical	Test Voltage:	AC 120V_60Hz



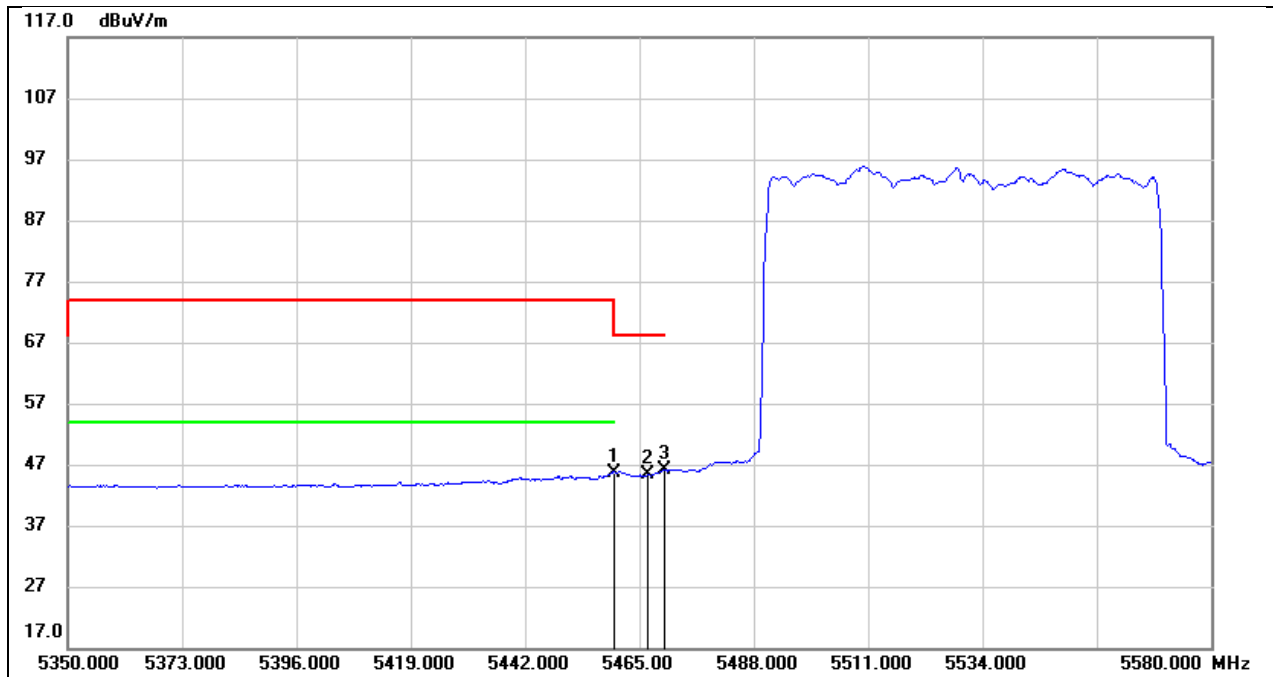
No.	Frequency (MHz)	Reading (dBuV)	Correct (dB/m)	Result (dBuV/m)	Limit (dBuV/m)	Margin (dB)	Remark
1	5350.000	10.75	40.46	51.21	54.00	-2.79	AVG
2	5351.320	10.21	40.46	50.67	54.00	-3.33	AVG

Test Mode:	802.11ax HE80 PK	Frequency(MHz):	5530
Polarity:	Vertical	Test Voltage:	AC 120V_60Hz



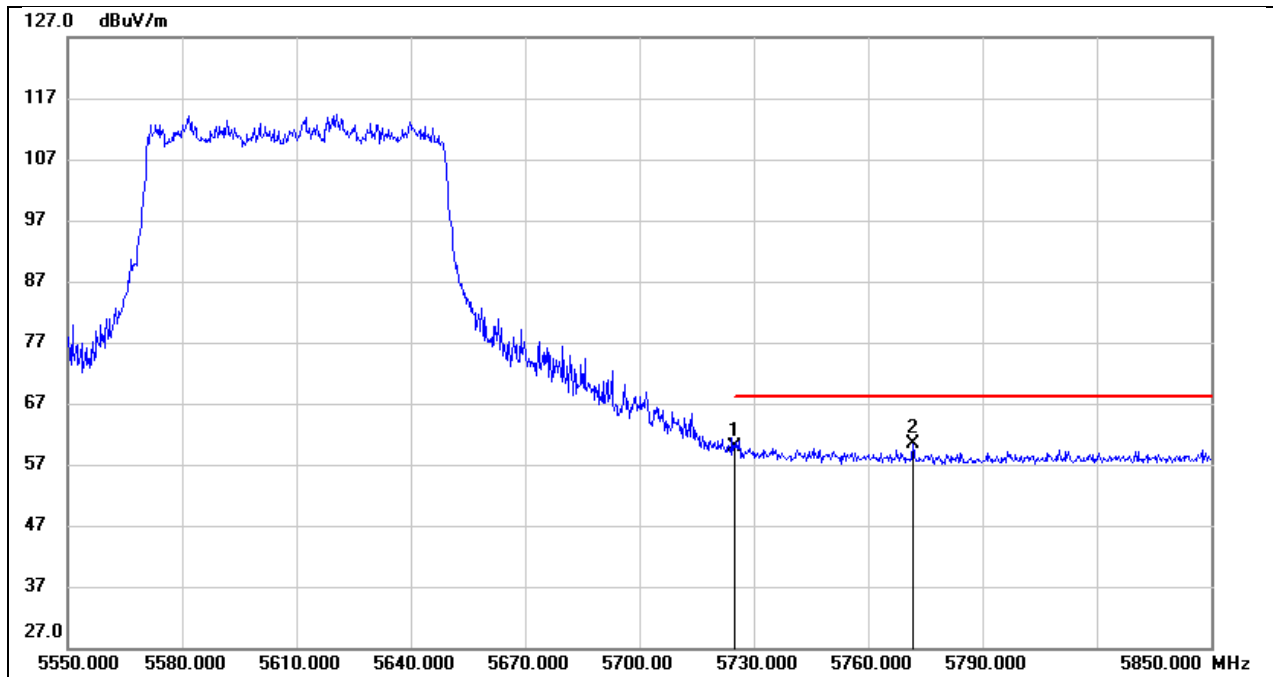
No.	Frequency (MHz)	Reading (dBuV)	Correct (dB/m)	Result (dBuV/m)	Limit (dBuV/m)	Margin (dB)	Remark
1	5460.000	21.67	40.79	62.46	68.20	-5.74	peak
2	5466.610	26.05	40.82	66.87	68.20	-1.33	peak
3	5470.000	25.49	40.84	66.33	68.20	-1.87	peak

Test Mode:	802.11ax HE80 AV	Frequency(MHz):	5530
Polarity:	Vertical	Test Voltage:	AC 120V_60Hz



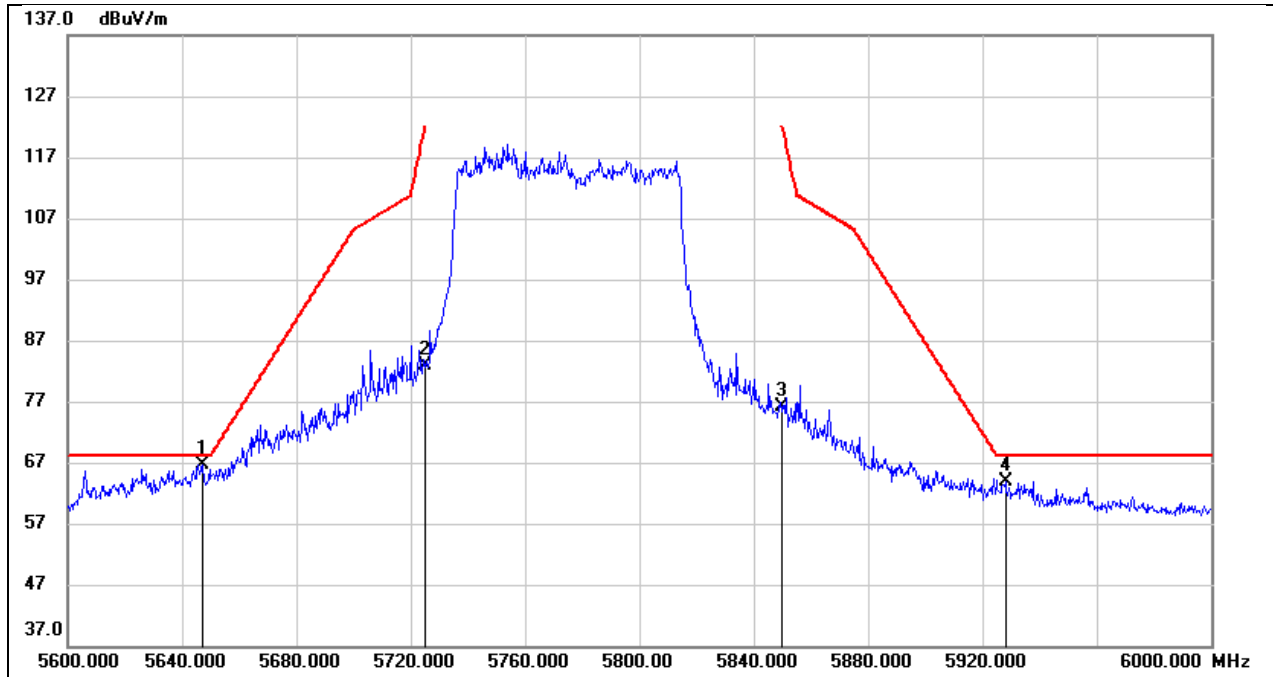
No.	Frequency (MHz)	Reading (dBuV)	Correct (dB/m)	Result (dBuV/m)	Limit (dBuV/m)	Margin (dB)	Remark
1	5460.000	4.85	40.79	45.64	54.00	-8.36	AVG
2	5466.610	4.47	40.82	45.29	/	/	AVG
3	5470.000	5.29	40.84	46.13	/	/	AVG

Test Mode:	802.11ax HE80 PK	Frequency(MHz):	5610
Polarity:	Vertical	Test Voltage:	AC 120V_60Hz



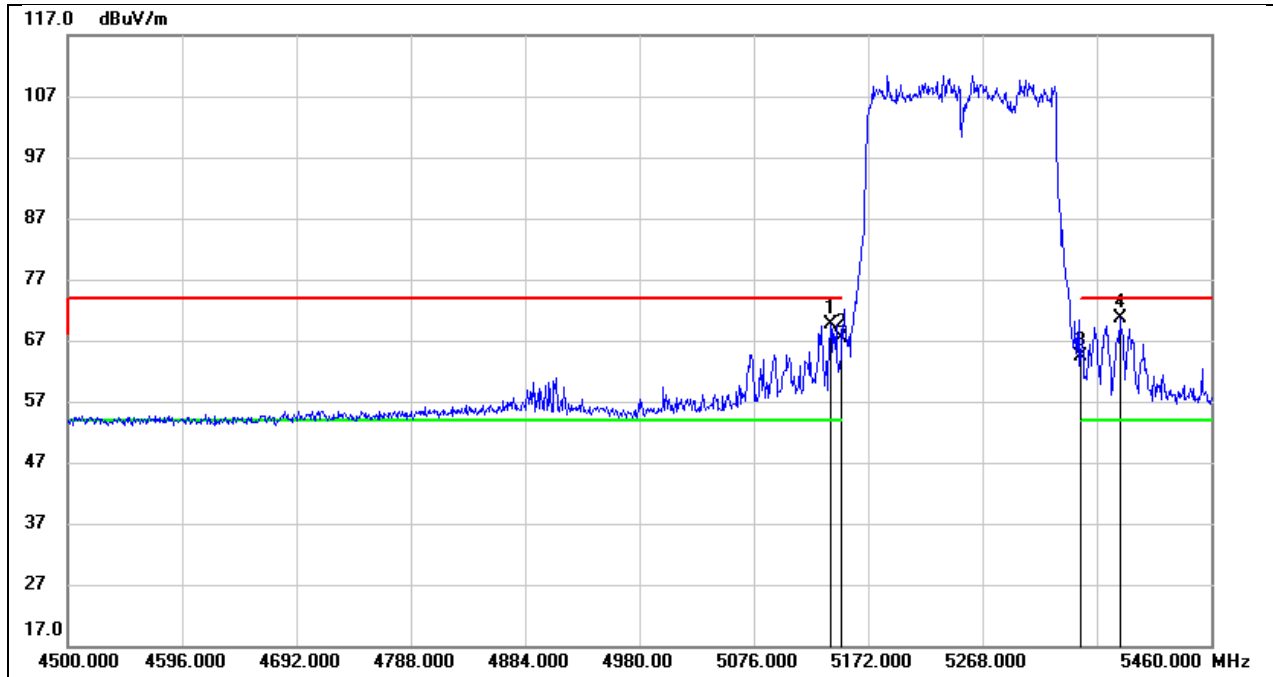
No.	Frequency (MHz)	Reading (dBuV)	Correct (dB/m)	Result (dBuV/m)	Limit (dBuV/m)	Margin (dB)	Remark
1	5725.000	18.72	41.24	59.96	68.20	-8.24	peak
2	5771.700	19.14	41.17	60.31	68.20	-7.89	peak

Test Mode:	802.11ax HE80 PK	Frequency(MHz):	5775
Polarity:	Vertical	Test Voltage:	AC 120V_60Hz



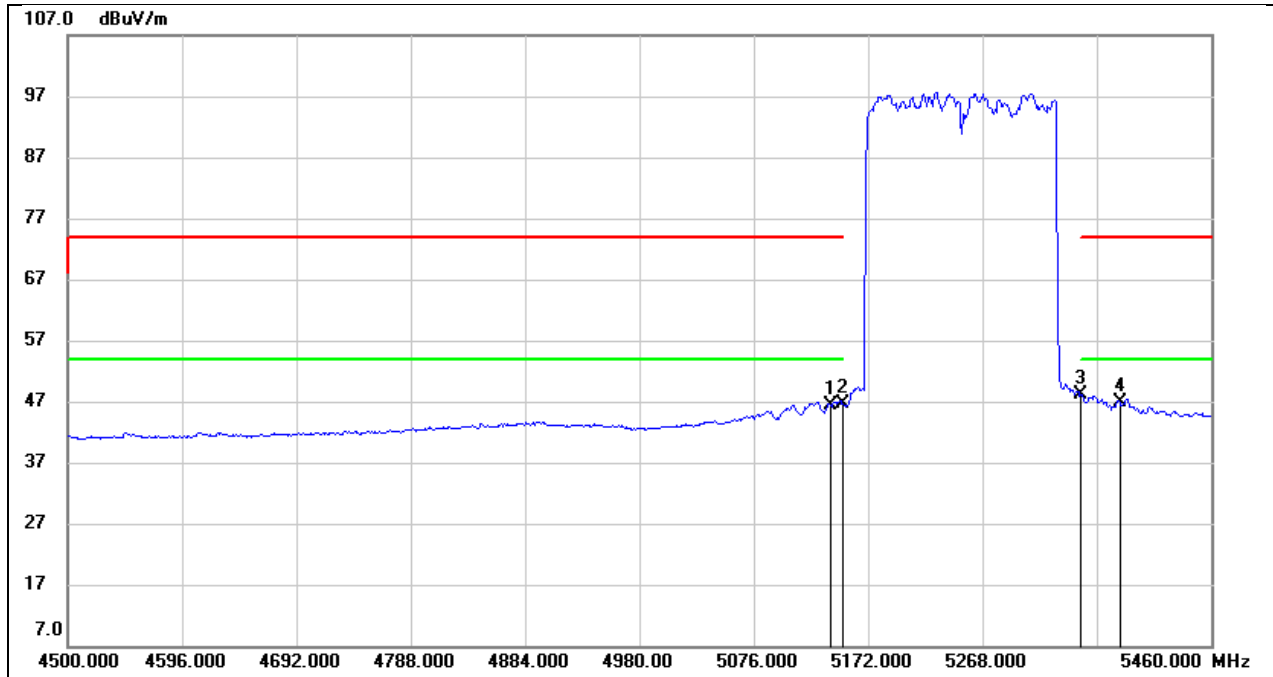
No.	Frequency (MHz)	Reading (dBuV)	Correct (dB/m)	Result (dBuV/m)	Limit (dBuV/m)	Margin (dB)	Remark
1	5647.200	25.25	41.33	66.58	68.20	-1.62	peak
2	5725.000	41.71	41.24	82.95	122.20	-39.25	peak
3	5850.000	34.79	41.37	76.16	122.20	-46.04	peak
4	5928.000	22.23	41.72	63.95	68.20	-4.25	peak

Test Mode:	802.11ax HE160 PK	Frequency(MHz):	5250
Polarity:	Vertical	Test Voltage:	AC 120V_60Hz



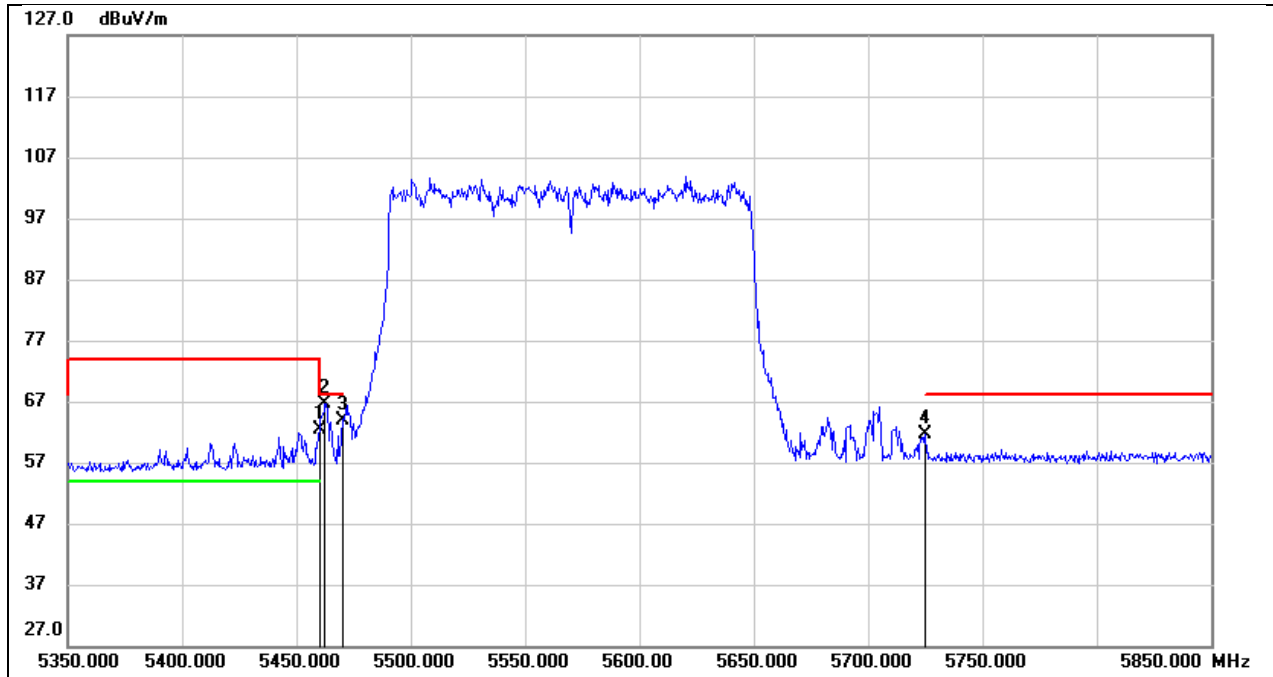
No.	Frequency (MHz)	Reading (dBuV)	Correct (dB/m)	Result (dBuV/m)	Limit (dBuV/m)	Margin (dB)	Remark
1	5140.320	29.49	40.18	69.67	74.00	-4.33	peak
2	5150.000	27.17	40.21	67.38	74.00	-6.62	peak
3	5350.000	23.99	40.46	64.45	74.00	-9.55	peak
4	5383.200	30.18	40.48	70.66	74.00	-3.34	peak

Test Mode:	802.11ax HE160 AV	Frequency(MHz):	5250
Polarity:	Vertical	Test Voltage:	AC 120V_60Hz



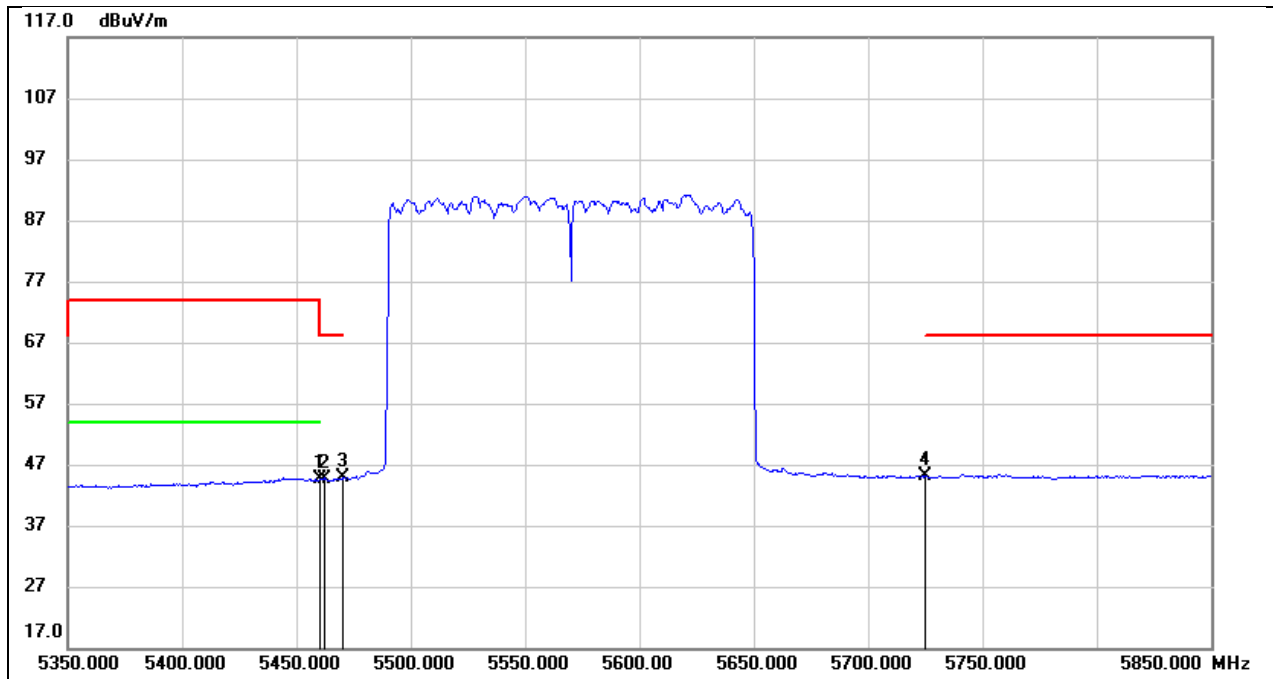
No.	Frequency (MHz)	Reading (dBuV)	Correct (dB/m)	Result (dBuV/m)	Limit (dBuV/m)	Margin (dB)	Remark
1	5140.320	6.22	40.18	46.40	54.00	-7.60	AVG
2	5150.000	6.51	40.21	46.72	54.00	-7.28	AVG
3	5350.000	7.60	40.46	48.06	54.00	-5.94	AVG
4	5383.200	6.39	40.48	46.87	54.00	-7.13	AVG

Test Mode:	802.11ax HE160 PK	Frequency(MHz):	5570
Polarity:	Vertical	Test Voltage:	AC 120V_60Hz



No.	Frequency (MHz)	Reading (dBuV)	Correct (dB/m)	Result (dBuV/m)	Limit (dBuV/m)	Margin (dB)	Remark
1	5460.000	21.61	40.79	62.40	68.20	-5.80	peak
2	5462.500	25.77	40.81	66.58	68.20	-1.62	peak
3	5470.000	23.08	40.84	63.92	68.20	-4.28	peak
4	5725.000	20.41	41.24	61.65	68.20	-6.55	peak

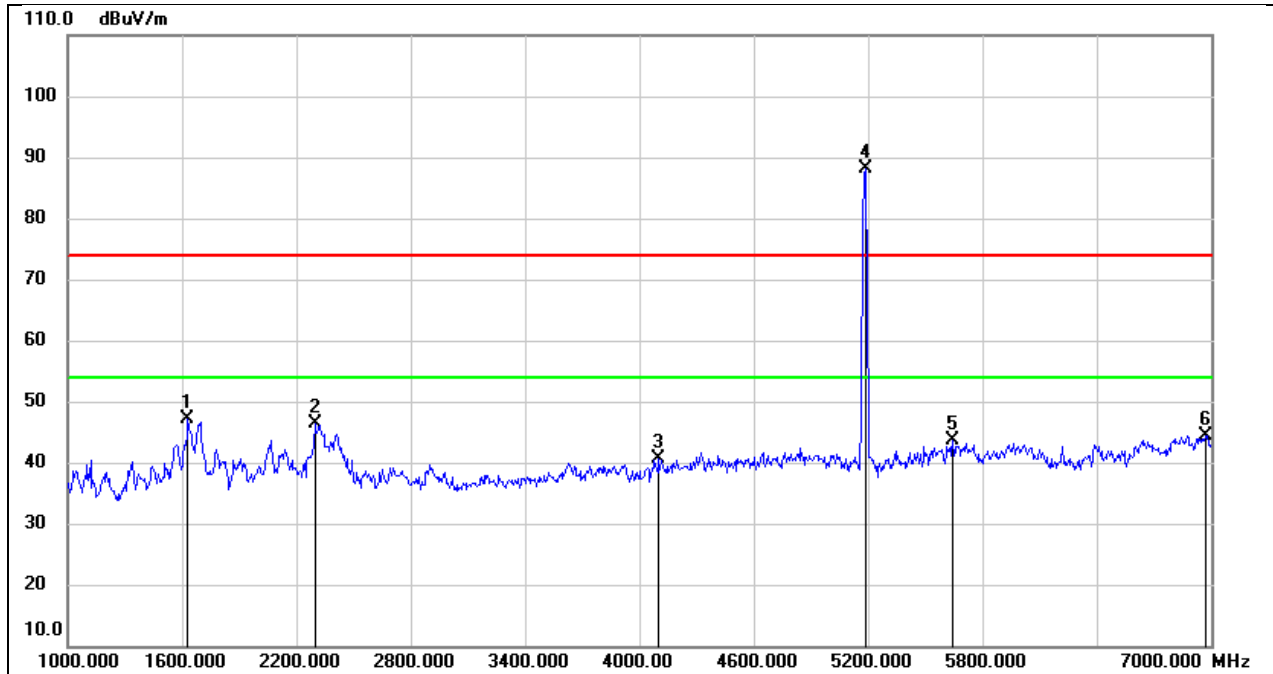
Test Mode:	802.11ax HE160 AV	Frequency(MHz):	5570
Polarity:	Vertical	Test Voltage:	AC 120V_60Hz



No.	Frequency (MHz)	Reading (dBuV)	Correct (dB/m)	Result (dBuV/m)	Limit (dBuV/m)	Margin (dB)	Remark
1	5460.000	3.72	40.79	44.51	54.00	-9.49	AVG
2	5462.500	3.82	40.81	44.63	68.20	-23.57	AVG
3	5470.000	4.10	40.84	44.94	68.20	-23.26	AVG
4	5725.000	3.80	41.24	45.04	68.20	-23.16	AVG

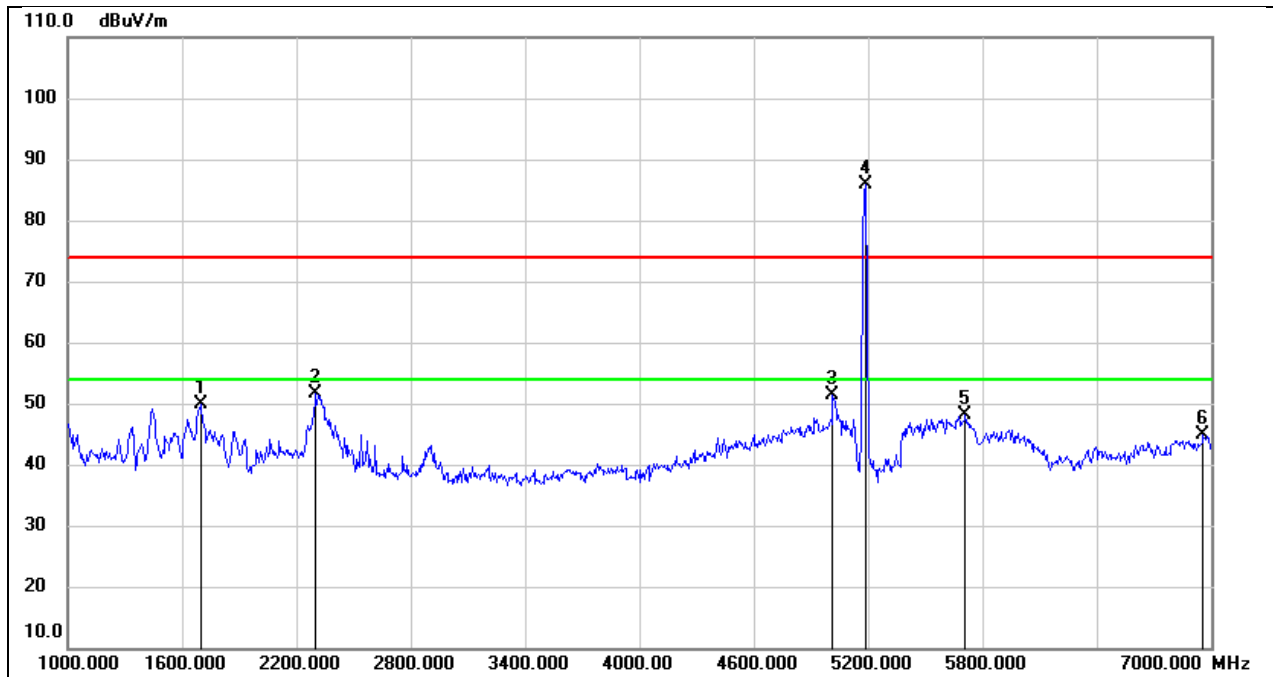
8.2. SPURIOUS EMISSIONS(1 GHZ~7 GHZ)

Test Mode:	802.11a	Frequency(MHz):	5180
Polarity:	Horizontal	Test Voltage:	AC 120V_60Hz



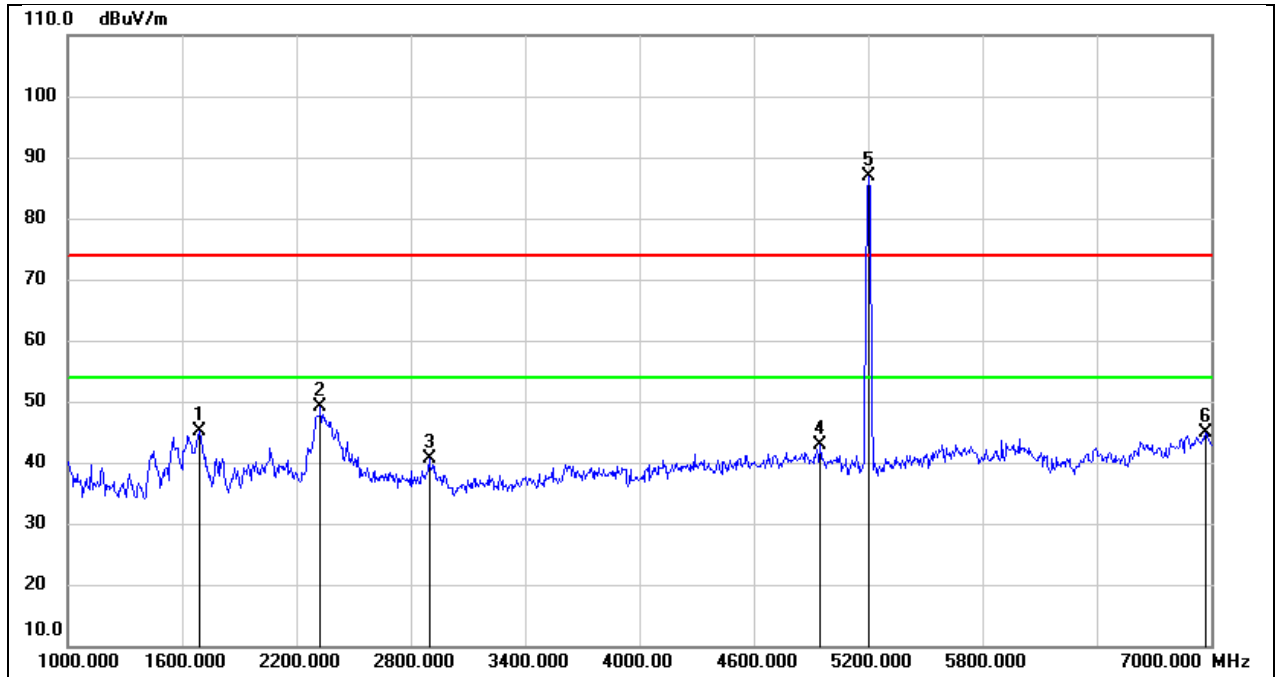
No.	Frequency (MHz)	Reading (dBuV)	Correct (dB/m)	Result (dBuV/m)	Limit (dBuV/m)	Margin (dB)	Remark
1	1630.000	58.13	-11.03	47.10	74.00	-26.90	peak
2	2296.000	54.50	-8.17	46.33	74.00	-27.67	peak
3	4102.000	42.77	-2.26	40.51	74.00	-33.49	peak
4	5188.000	86.81	1.33	88.14	/	/	fundamental
5	5644.000	40.72	2.99	43.71	74.00	-30.29	peak
6	6970.000	37.64	6.74	44.38	74.00	-29.62	peak

Test Mode:	802.11a	Frequency(MHz):	5180
Polarity:	Vertical	Test Voltage:	AC 120V_60Hz



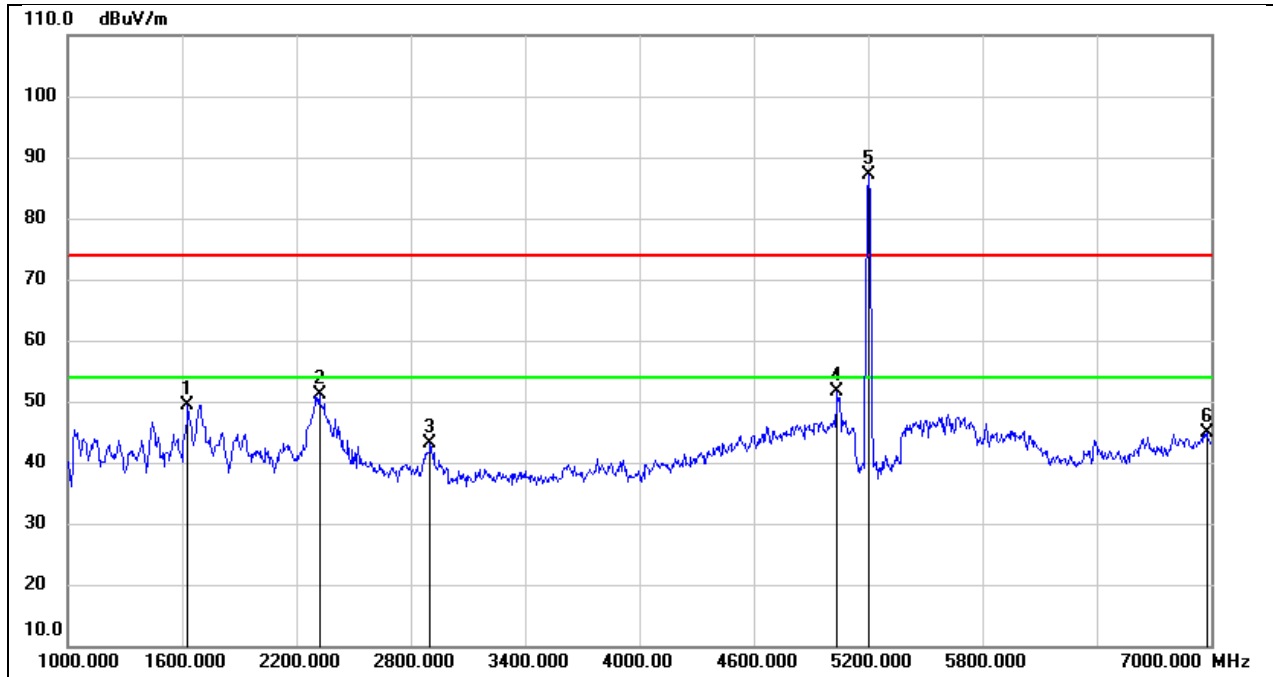
No.	Frequency (MHz)	Reading (dBuV)	Correct (dB/m)	Result (dBuV/m)	Limit (dBuV/m)	Margin (dB)	Remark
1	1696.000	60.50	-10.72	49.78	74.00	-24.22	peak
2	2302.000	59.63	-8.12	51.51	74.00	-22.49	peak
3	5014.000	50.58	0.82	51.40	74.00	-22.60	peak
4	5188.000	84.66	1.33	85.99	/	/	fundamental
5	5710.000	45.29	2.72	48.01	74.00	-25.99	peak
6	6958.000	38.26	6.62	44.88	74.00	-29.12	peak

Test Mode:	802.11a	Frequency(MHz):	5200
Polarity:	Horizontal	Test Voltage:	AC 120V_60Hz



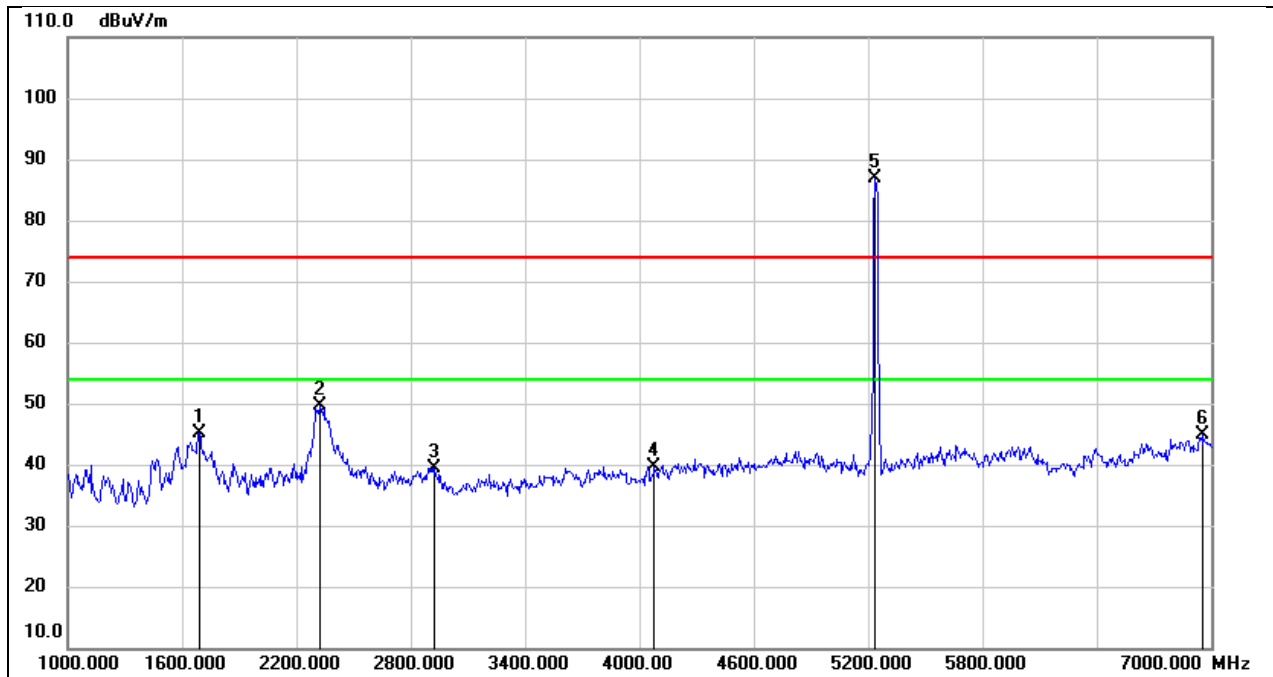
No.	Frequency (MHz)	Reading (dBuV)	Correct (dB/m)	Result (dBuV/m)	Limit (dBuV/m)	Margin (dB)	Remark
1	1690.000	55.98	-10.75	45.23	74.00	-28.77	peak
2	2326.000	56.95	-7.94	49.01	74.00	-24.99	peak
3	2896.000	47.01	-6.36	40.65	74.00	-33.35	peak
4	4948.000	42.22	0.59	42.81	74.00	-31.19	peak
5	5206.000	85.58	1.37	86.95	/	/	fundamental
6	6970.000	38.04	6.74	44.78	74.00	-29.22	peak

Test Mode:	802.11a	Frequency(MHz):	5200
Polarity:	Vertical	Test Voltage:	AC 120V_60Hz



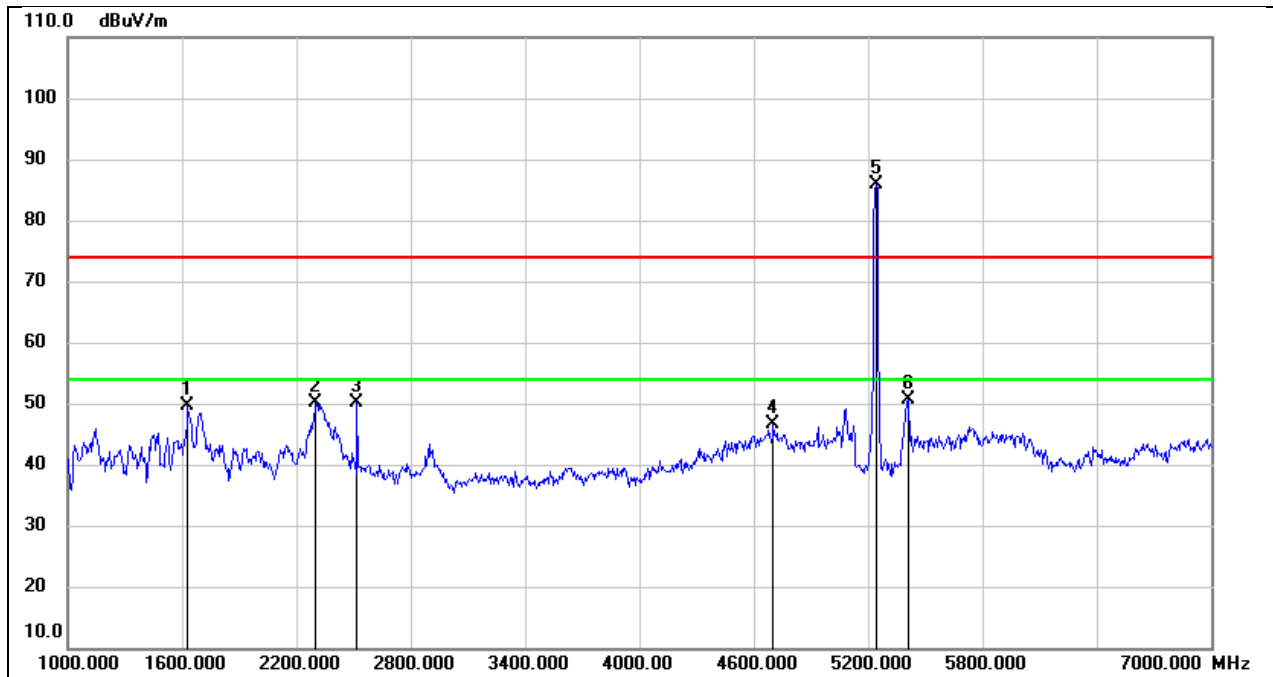
No.	Frequency (MHz)	Reading (dBuV)	Correct (dB/m)	Result (dBuV/m)	Limit (dBuV/m)	Margin (dB)	Remark
1	1630.000	60.45	-11.03	49.42	74.00	-24.58	peak
2	2320.000	59.16	-8.00	51.16	74.00	-22.84	peak
3	2902.000	49.35	-6.34	43.01	74.00	-30.99	peak
4	5038.000	50.74	0.89	51.63	74.00	-22.37	peak
5	5200.000	85.77	1.36	87.13	/	/	fundamental
6	6976.000	38.20	6.80	45.00	74.00	-29.00	peak

Test Mode:	802.11a	Frequency(MHz):	5240
Polarity:	Horizontal	Test Voltage:	AC 120V_60Hz



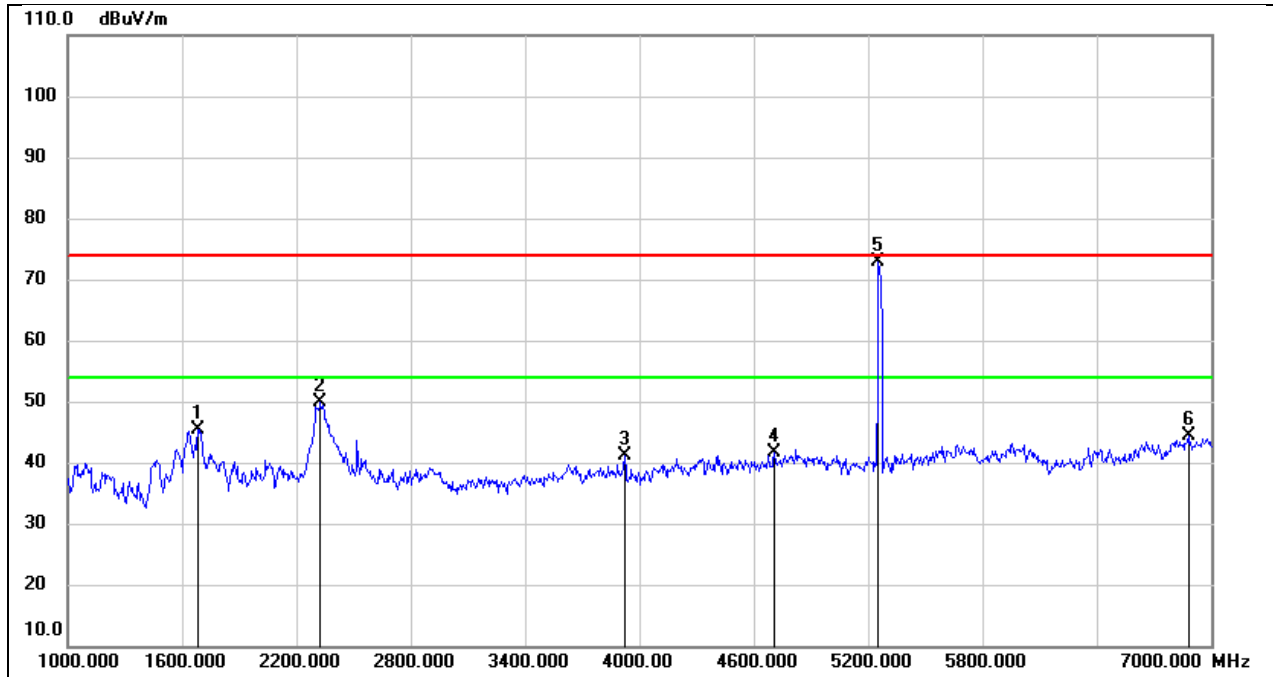
No.	Frequency (MHz)	Reading (dBuV)	Correct (dB/m)	Result (dBuV/m)	Limit (dBuV/m)	Margin (dB)	Remark
1	1690.000	55.91	-10.75	45.16	74.00	-28.84	peak
2	2320.000	57.64	-8.00	49.64	74.00	-24.36	peak
3	2926.000	45.69	-6.22	39.47	74.00	-34.53	peak
4	4078.000	42.04	-2.45	39.59	74.00	-34.41	peak
5	5236.000	85.33	1.43	86.76	/	/	fundamental
6	6952.000	38.25	6.56	44.81	74.00	-29.19	peak

Test Mode:	802.11a	Frequency(MHz):	5240
Polarity:	Vertical	Test Voltage:	AC 120V_60Hz



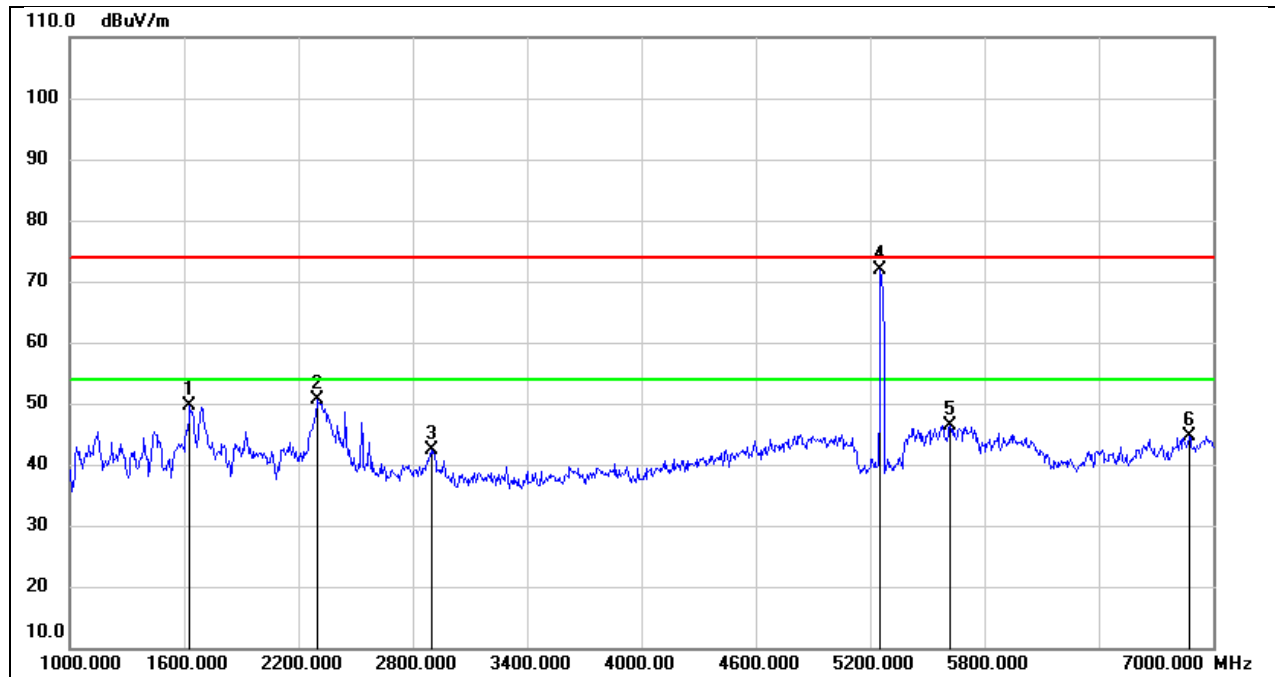
No.	Frequency (MHz)	Reading (dBuV)	Correct (dB/m)	Result (dBuV/m)	Limit (dBuV/m)	Margin (dB)	Remark
1	1630.000	60.56	-11.03	49.53	74.00	-24.47	peak
2	2302.000	58.31	-8.12	50.19	74.00	-23.81	peak
3	2518.000	57.58	-7.54	50.04	74.00	-23.96	peak
4	4702.000	47.16	-0.45	46.71	74.00	-27.29	peak
5	5242.000	84.39	1.44	85.83	/	/	fundamental
6	5410.000	48.68	1.84	50.52	74.00	-23.48	peak

Test Mode:	802.11a	Frequency(MHz):	5260
Polarity:	Horizontal	Test Voltage:	AC 120V_60Hz



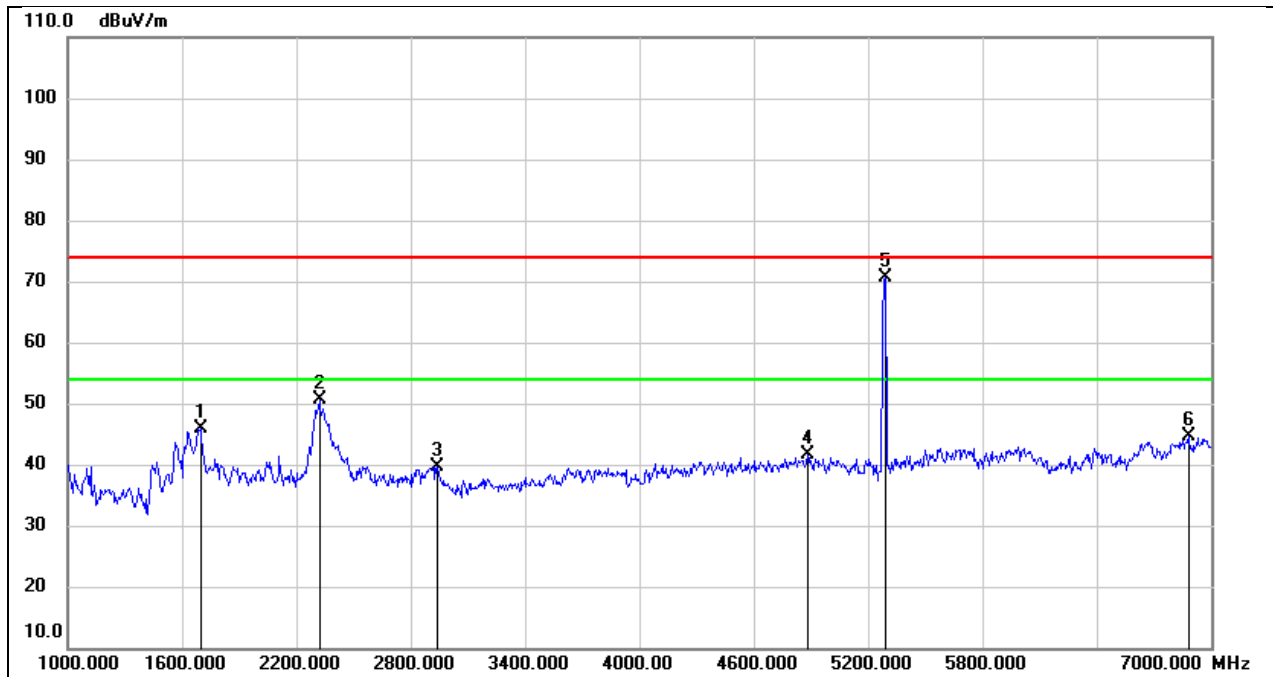
No.	Frequency (MHz)	Reading (dBuV)	Correct (dB/m)	Result (dBuV/m)	Limit (dBuV/m)	Margin (dB)	Remark
1	1684.000	56.19	-10.78	45.41	74.00	-28.59	peak
2	2326.000	57.76	-7.94	49.82	74.00	-24.18	peak
3	3922.000	44.05	-2.98	41.07	74.00	-32.93	peak
4	4708.000	42.02	-0.42	41.60	74.00	-32.40	peak
5	5254.000	71.42	1.48	72.90	/	/	fundamental
6	6880.000	38.38	5.89	44.27	74.00	-29.73	peak

Test Mode:	802.11a	Frequency(MHz):	5260
Polarity:	Vertical	Test Voltage:	AC 120V_60Hz



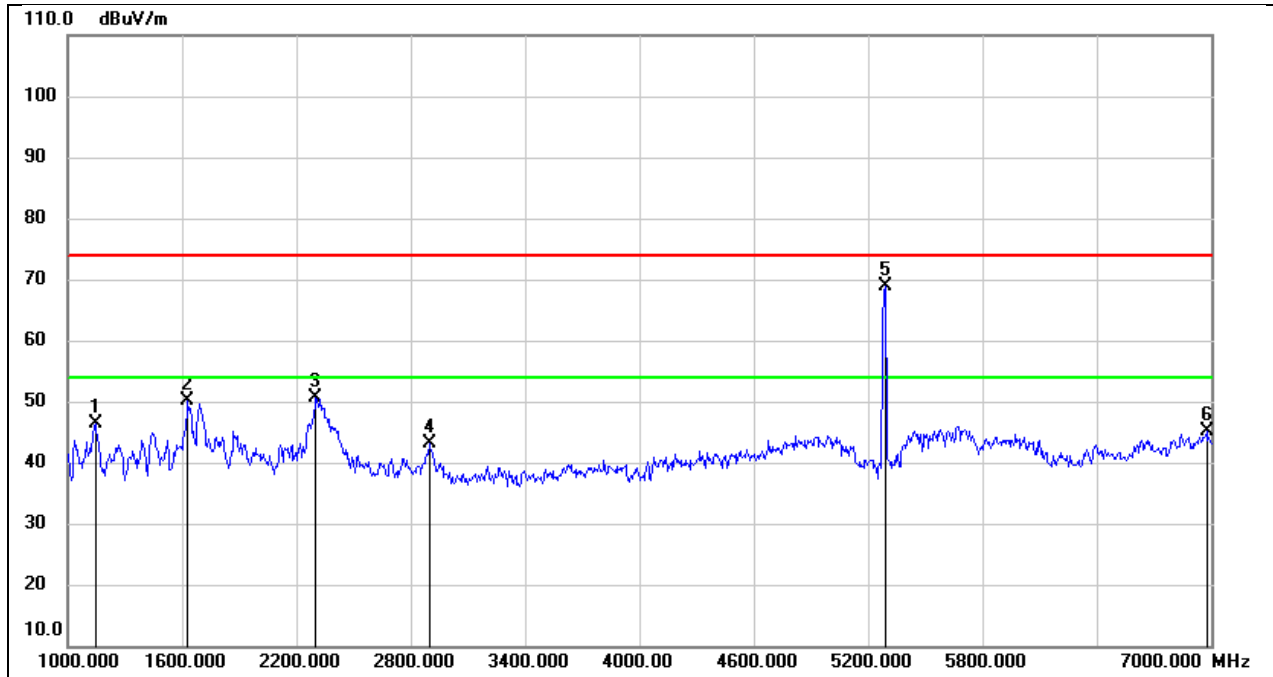
No.	Frequency (MHz)	Reading (dBuV)	Correct (dB/m)	Result (dBuV/m)	Limit (dBuV/m)	Margin (dB)	Remark
1	1630.000	60.56	-11.03	49.53	74.00	-24.47	peak
2	2296.000	58.72	-8.17	50.55	74.00	-23.45	peak
3	2896.000	48.62	-6.36	42.26	74.00	-31.74	peak
4	5254.000	70.37	1.48	71.85	/	/	fundamental
5	5620.000	43.33	3.09	46.42	74.00	-27.58	peak
6	6874.000	38.87	5.83	44.70	74.00	-29.30	peak

Test Mode:	802.11a	Frequency(MHz):	5280
Polarity:	Horizontal	Test Voltage:	AC 120V_60Hz



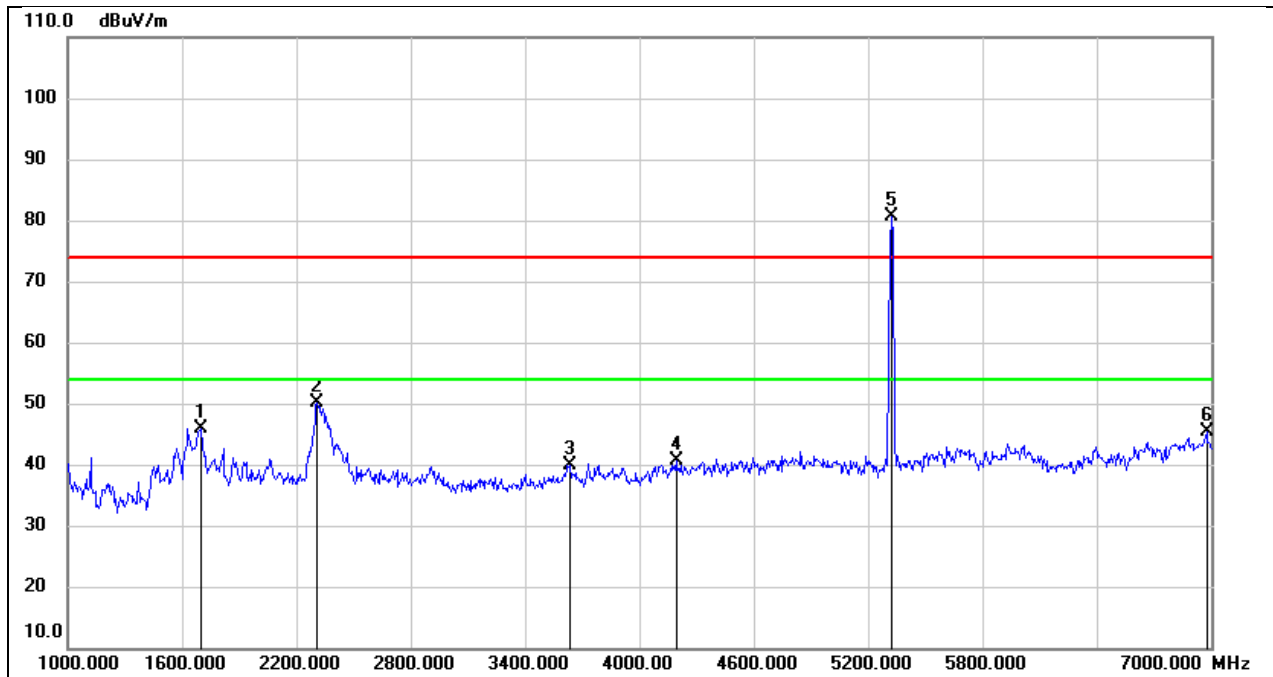
No.	Frequency (MHz)	Reading (dBuV)	Correct (dB/m)	Result (dBuV/m)	Limit (dBuV/m)	Margin (dB)	Remark
1	1696.000	56.63	-10.72	45.91	74.00	-28.09	peak
2	2320.000	58.68	-8.00	50.68	74.00	-23.32	peak
3	2938.000	45.82	-6.17	39.65	74.00	-34.35	peak
4	4882.000	41.41	0.34	41.75	74.00	-32.25	peak
5	5290.000	68.99	1.55	70.54	/	/	fundamental
6	6880.000	38.82	5.89	44.71	74.00	-29.29	peak

Test Mode:	802.11a	Frequency(MHz):	5280
Polarity:	Vertical	Test Voltage:	AC 120V_60Hz



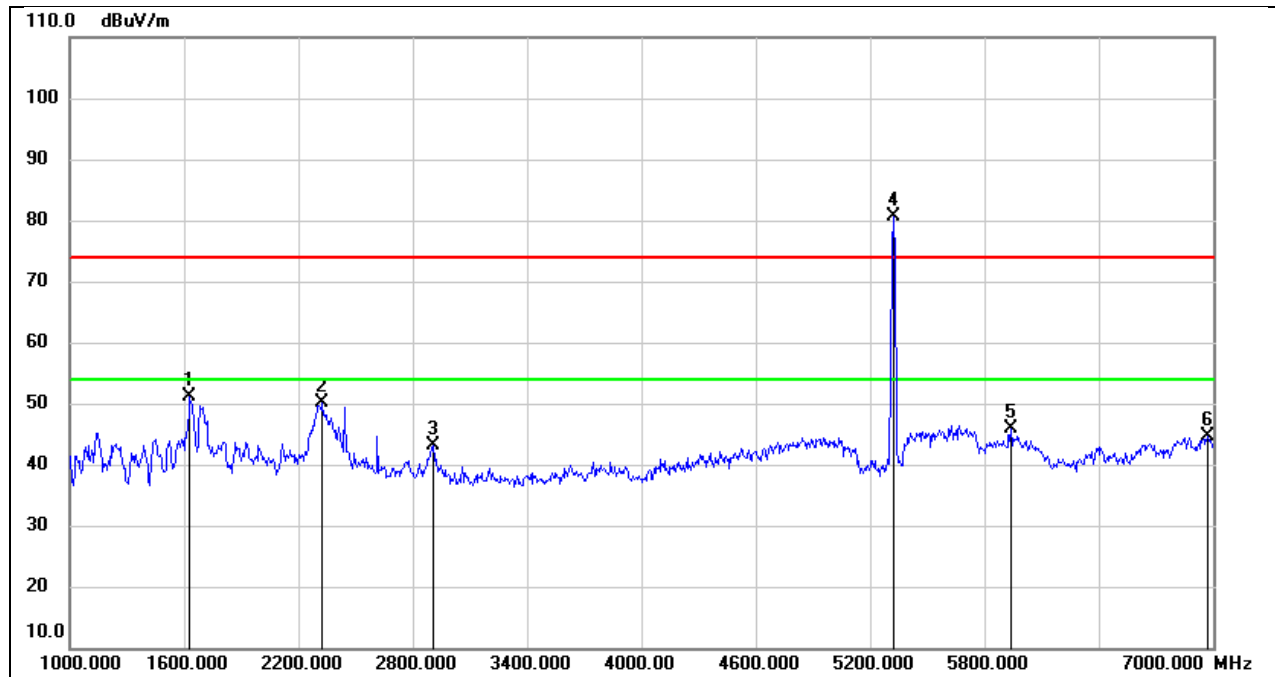
No.	Frequency (MHz)	Reading (dBuV)	Correct (dB/m)	Result (dBuV/m)	Limit (dBuV/m)	Margin (dB)	Remark
1	1144.000	59.44	-13.14	46.30	74.00	-27.70	peak
2	1630.000	61.13	-11.03	50.10	74.00	-23.90	peak
3	2302.000	58.71	-8.12	50.59	74.00	-23.41	peak
4	2896.000	49.49	-6.36	43.13	74.00	-30.87	peak
5	5290.000	67.26	1.55	68.81	/	/	fundamental
6	6976.000	38.30	6.80	45.10	74.00	-28.90	peak

Test Mode:	802.11a	Frequency(MHz):	5320
Polarity:	Horizontal	Test Voltage:	AC 120V_60Hz



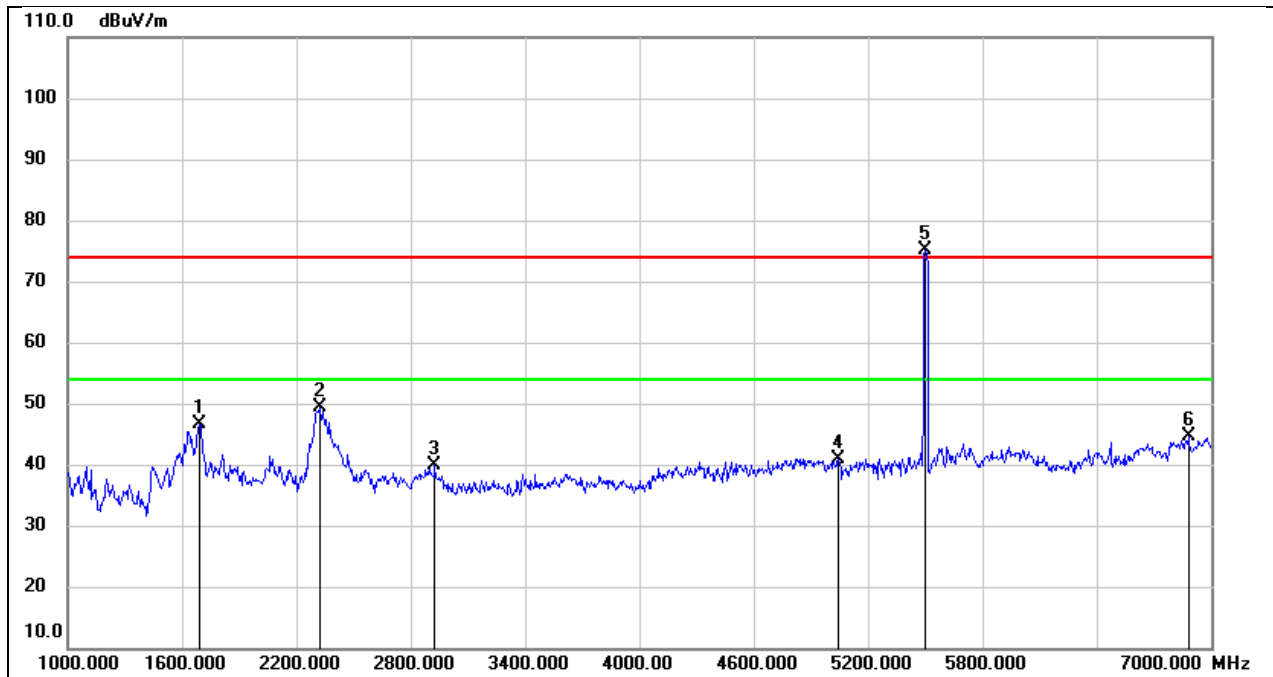
No.	Frequency (MHz)	Reading (dBuV)	Correct (dB/m)	Result (dBuV/m)	Limit (dBuV/m)	Margin (dB)	Remark
1	1702.000	56.69	-10.70	45.99	74.00	-28.01	peak
2	2308.000	58.17	-8.08	50.09	74.00	-23.91	peak
3	3634.000	43.46	-3.60	39.86	74.00	-34.14	peak
4	4192.000	42.13	-1.52	40.61	74.00	-33.39	peak
5	5326.000	78.94	1.61	80.55	/	/	fundamental
6	6976.000	38.56	6.80	45.36	74.00	-28.64	peak

Test Mode:	802.11a	Frequency(MHz):	5320
Polarity:	Vertical	Test Voltage:	AC 120V_60Hz



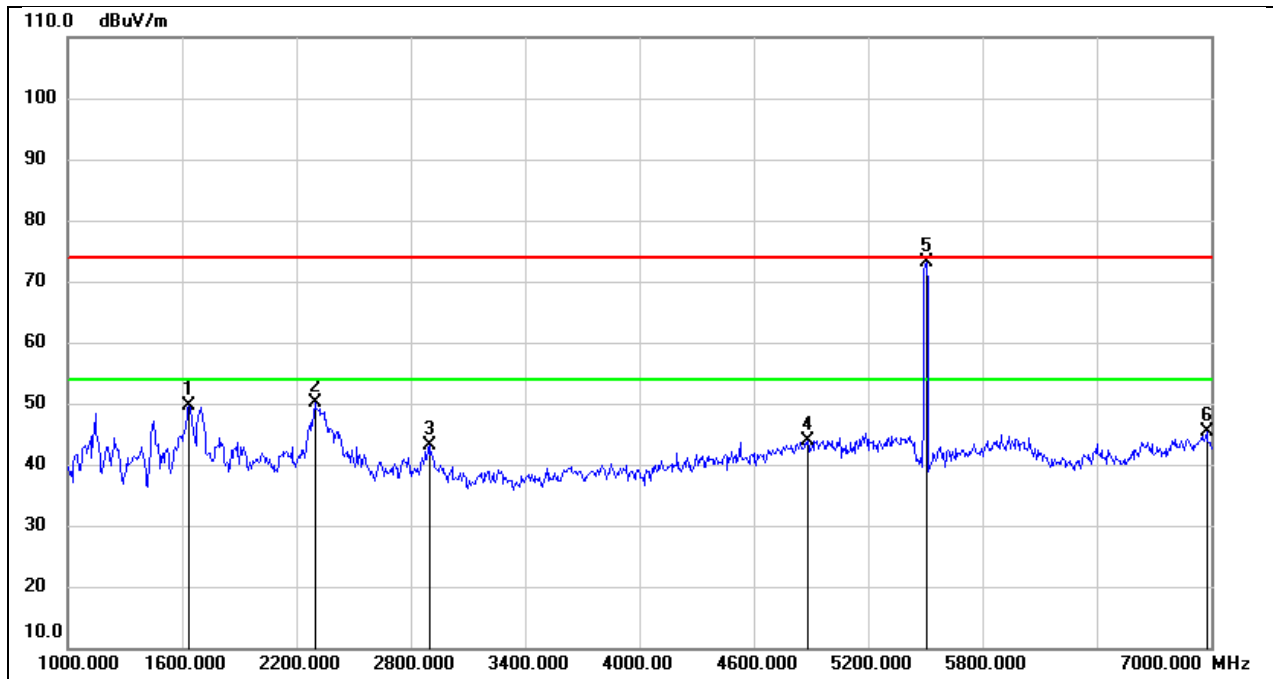
No.	Frequency (MHz)	Reading (dBuV)	Correct (dB/m)	Result (dBuV/m)	Limit (dBuV/m)	Margin (dB)	Remark
1	1630.000	62.22	-11.03	51.19	74.00	-22.81	peak
2	2326.000	57.96	-7.94	50.02	74.00	-23.98	peak
3	2908.000	49.48	-6.31	43.17	74.00	-30.83	peak
4	5320.000	79.05	1.60	80.65	/	/	fundamental
5	5938.000	42.98	2.99	45.97	74.00	-28.03	peak
6	6970.000	37.86	6.74	44.60	74.00	-29.40	peak

Test Mode:	802.11a	Frequency(MHz):	5500
Polarity:	Horizontal	Test Voltage:	AC 120V_60Hz



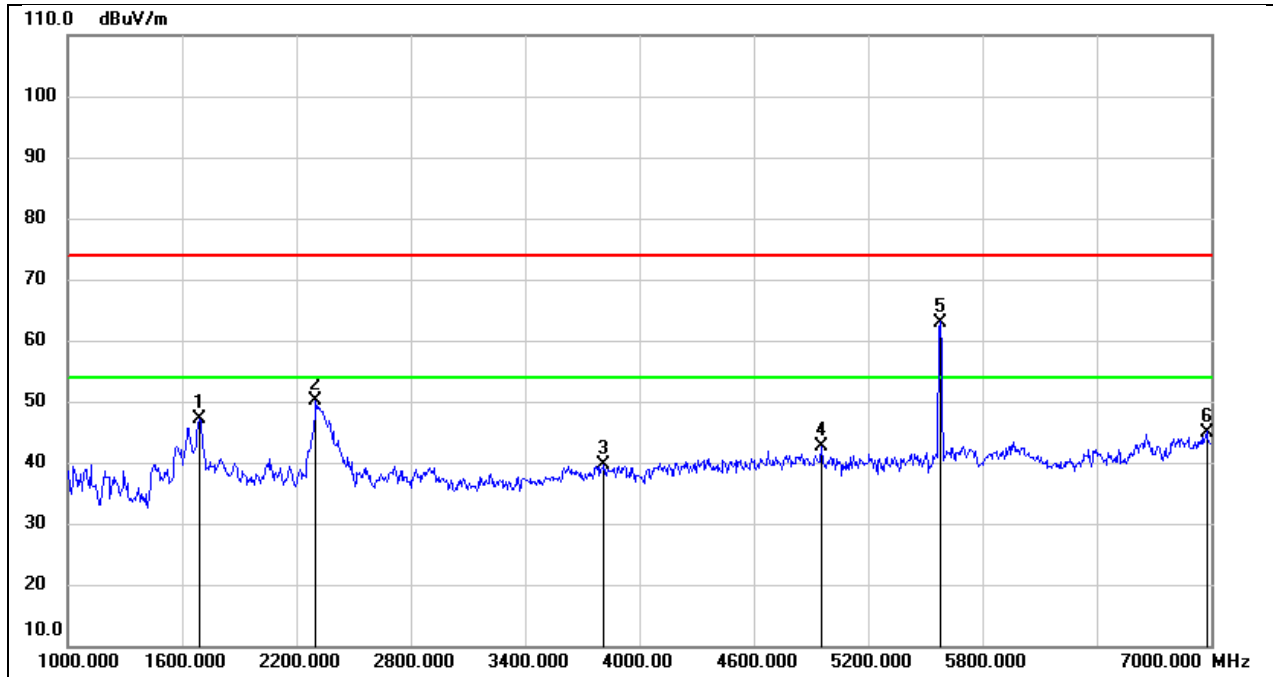
No.	Frequency (MHz)	Reading (dBuV)	Correct (dB/m)	Result (dBuV/m)	Limit (dBuV/m)	Margin (dB)	Remark
1	1690.000	57.47	-10.75	46.72	74.00	-27.28	peak
2	2320.000	57.47	-8.00	49.47	74.00	-24.53	peak
3	2926.000	46.11	-6.22	39.89	74.00	-34.11	peak
4	5044.000	40.08	0.91	40.99	74.00	-33.01	peak
5	5500.000	72.61	2.53	75.14	/	/	fundamental
6	6880.000	38.62	5.89	44.51	74.00	-29.49	peak

Test Mode:	802.11a	Frequency(MHz):	5500
Polarity:	Vertical	Test Voltage:	AC 120V_60Hz



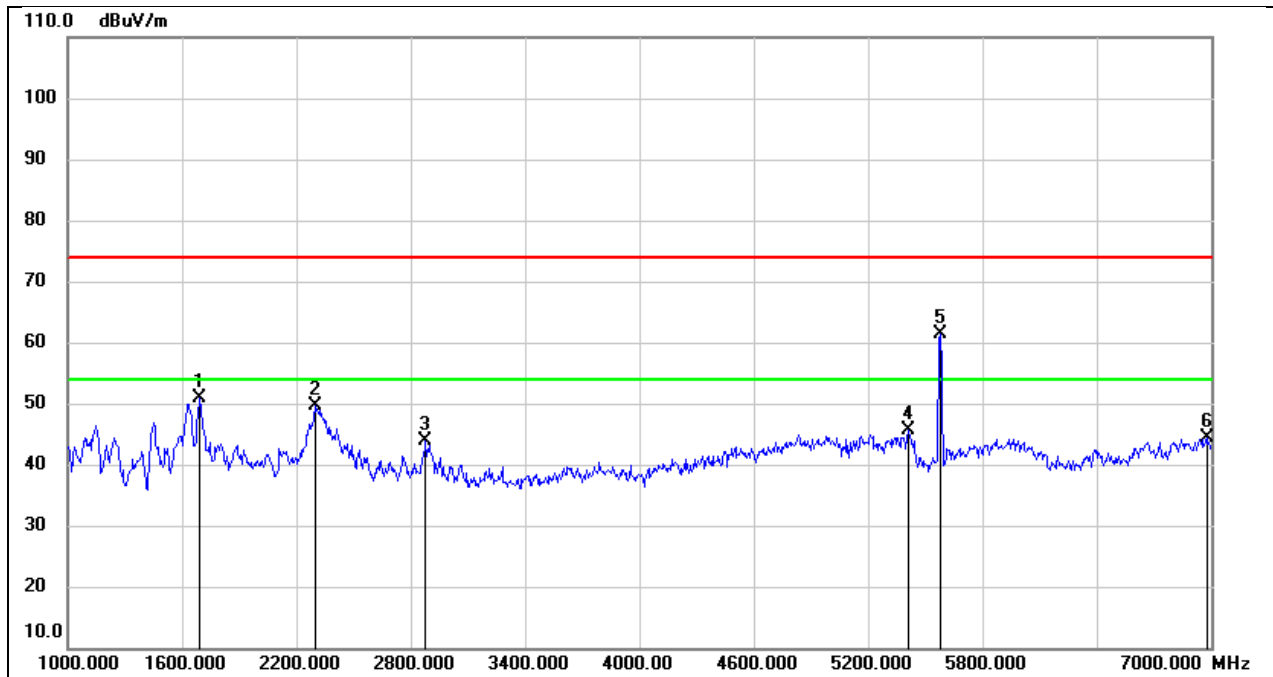
No.	Frequency (MHz)	Reading (dBuV)	Correct (dB/m)	Result (dBuV/m)	Limit (dBuV/m)	Margin (dB)	Remark
1	1636.000	60.62	-11.00	49.62	74.00	-24.38	peak
2	2296.000	58.22	-8.17	50.05	74.00	-23.95	peak
3	2896.000	49.38	-6.36	43.02	74.00	-30.98	peak
4	4882.000	43.48	0.34	43.82	74.00	-30.18	peak
5	5506.000	70.49	2.57	73.06	/	/	fundamental
6	6976.000	38.52	6.80	45.32	74.00	-28.68	peak

Test Mode:	802.11a	Frequency(MHz):	5580
Polarity:	Horizontal	Test Voltage:	AC 120V_60Hz



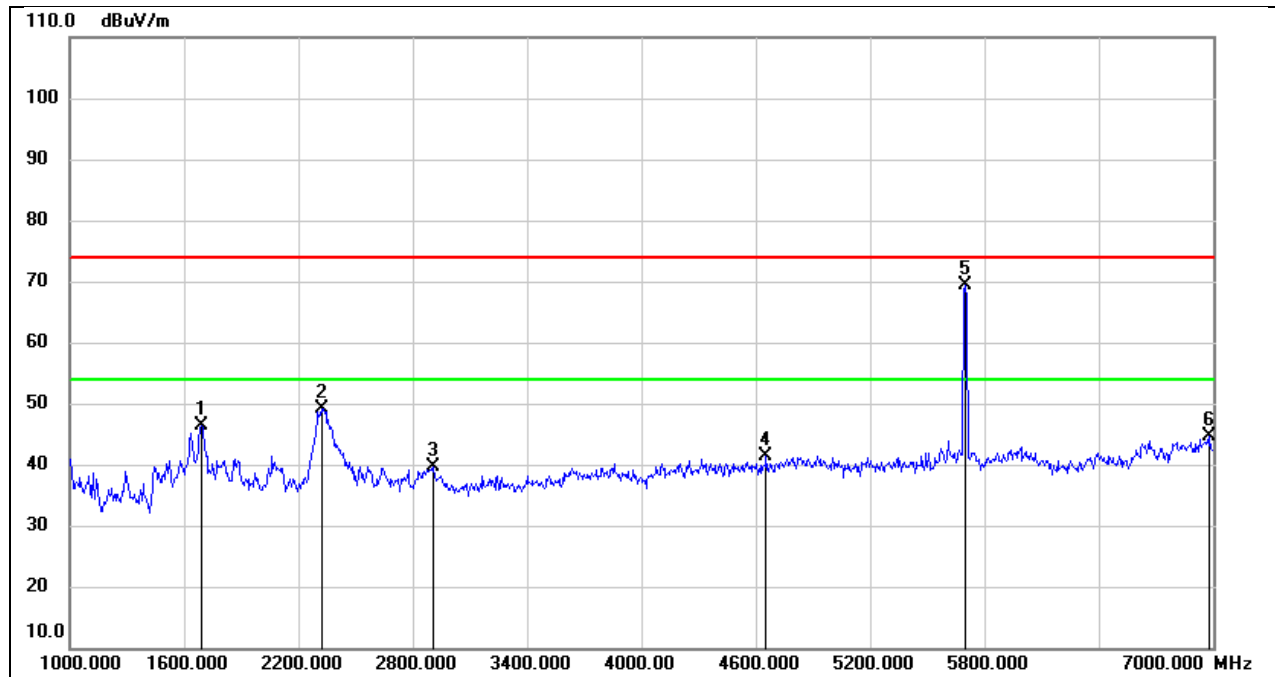
No.	Frequency (MHz)	Reading (dBuV)	Correct (dB/m)	Result (dBuV/m)	Limit (dBuV/m)	Margin (dB)	Remark
1	1690.000	57.90	-10.75	47.15	74.00	-26.85	peak
2	2302.000	58.30	-8.12	50.18	74.00	-23.82	peak
3	3814.000	42.35	-2.80	39.55	74.00	-34.45	peak
4	4954.000	42.01	0.61	42.62	74.00	-31.38	peak
5	5578.000	59.96	3.04	63.00	/	/	fundamental
6	6976.000	38.20	6.80	45.00	74.00	-29.00	peak

Test Mode:	802.11a	Frequency(MHz):	5580
Polarity:	Vertical	Test Voltage:	AC 120V_60Hz



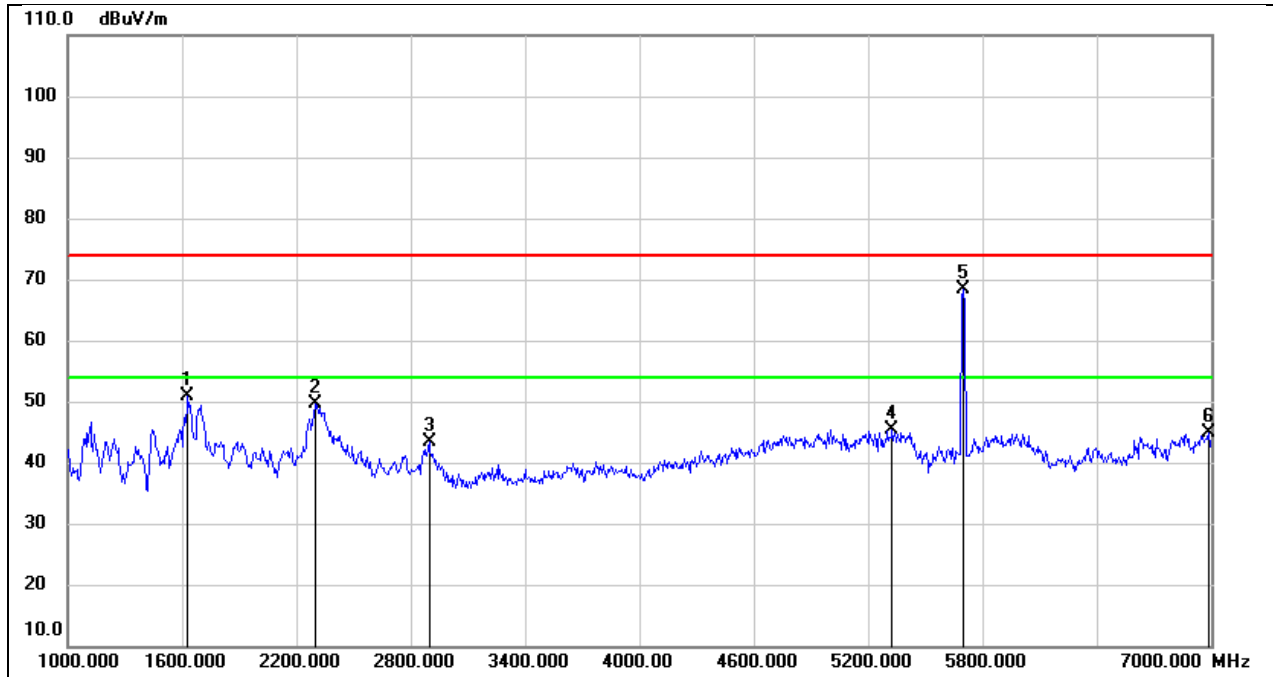
No.	Frequency (MHz)	Reading (dBuV)	Correct (dB/m)	Result (dBuV/m)	Limit (dBuV/m)	Margin (dB)	Remark
1	1690.000	61.58	-10.75	50.83	74.00	-23.17	peak
2	2296.000	57.75	-8.17	49.58	74.00	-24.42	peak
3	2878.000	50.29	-6.45	43.84	74.00	-30.16	peak
4	5410.000	43.76	1.84	45.60	74.00	-28.40	peak
5	5578.000	58.43	3.04	61.47	/	/	fundamental
6	6976.000	37.56	6.80	44.36	74.00	-29.64	peak

Test Mode:	802.11a	Frequency(MHz):	5700
Polarity:	Horizontal	Test Voltage:	AC 120V_60Hz



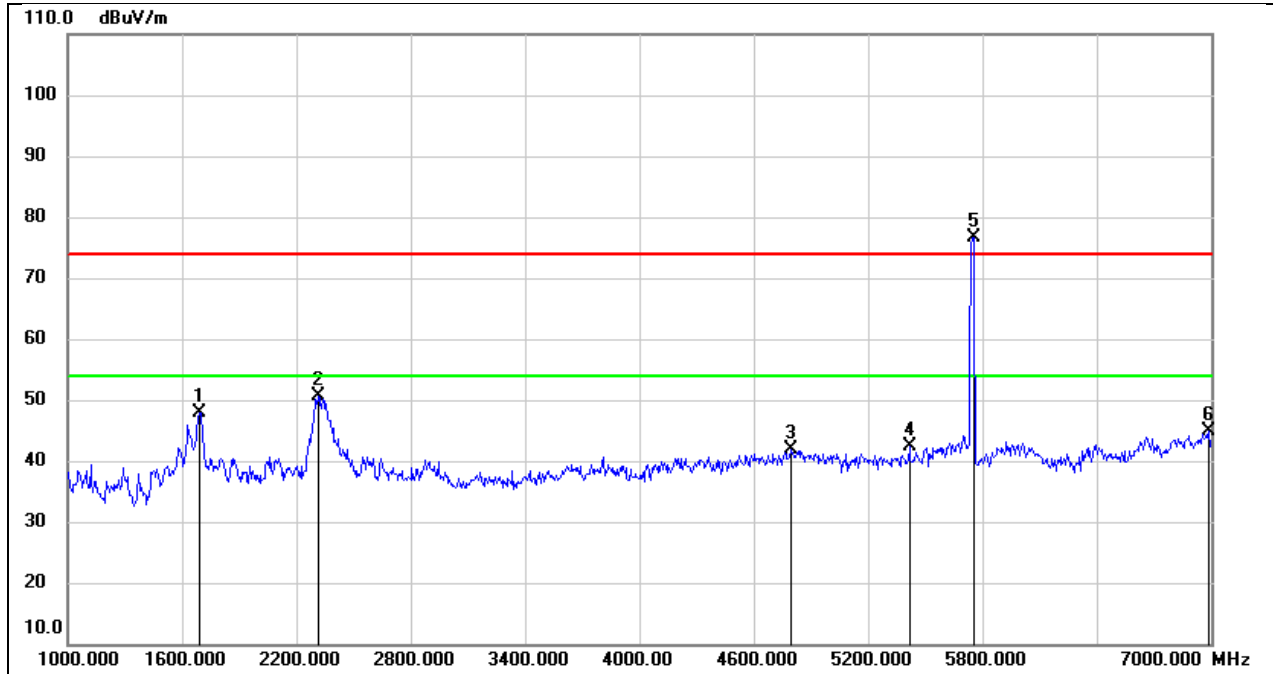
No.	Frequency (MHz)	Reading (dBuV)	Correct (dB/m)	Result (dBuV/m)	Limit (dBuV/m)	Margin (dB)	Remark
1	1690.000	57.17	-10.75	46.42	74.00	-27.58	peak
2	2320.000	57.10	-8.00	49.10	74.00	-24.90	peak
3	2908.000	45.95	-6.31	39.64	74.00	-34.36	peak
4	4654.000	42.07	-0.68	41.39	74.00	-32.61	peak
5	5698.000	66.67	2.77	69.44	/	/	fundamental
6	6982.000	37.74	6.85	44.59	74.00	-29.41	peak

Test Mode:	802.11a	Frequency(MHz):	5700
Polarity:	Vertical	Test Voltage:	AC 120V_60Hz



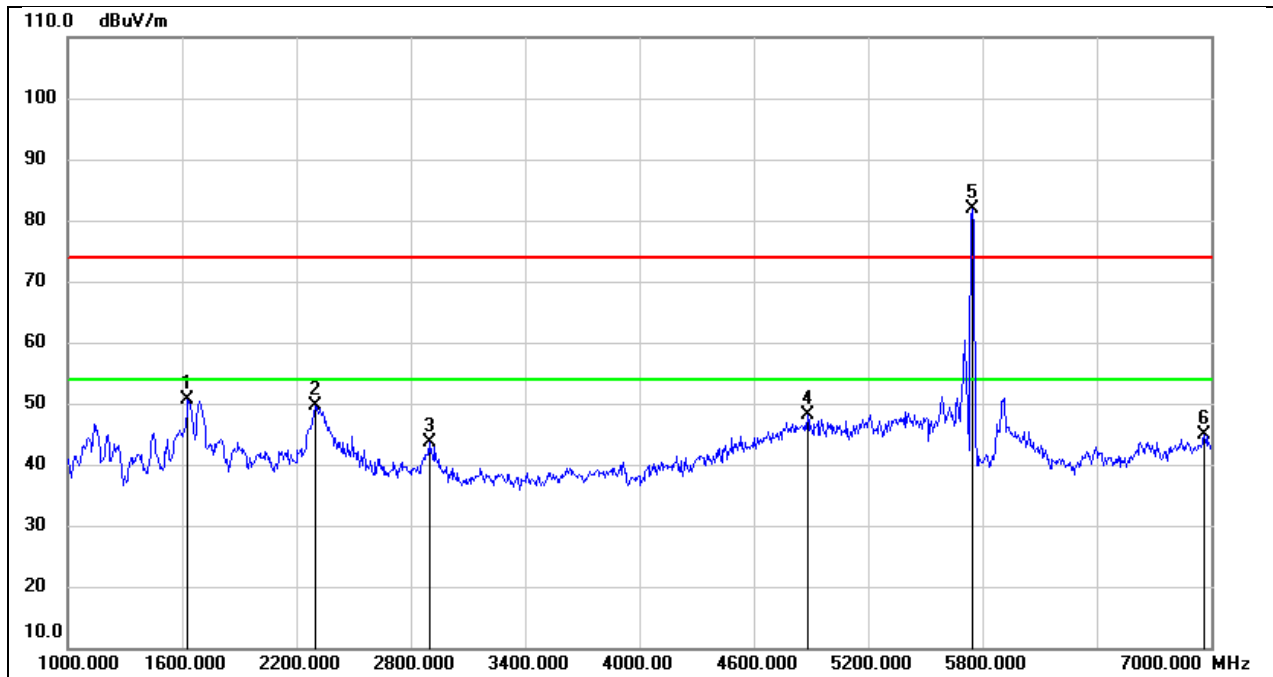
No.	Frequency (MHz)	Reading (dBuV)	Correct (dB/m)	Result (dBuV/m)	Limit (dBuV/m)	Margin (dB)	Remark
1	1630.000	61.94	-11.03	50.91	74.00	-23.09	peak
2	2296.000	57.89	-8.17	49.72	74.00	-24.28	peak
3	2896.000	49.68	-6.36	43.32	74.00	-30.68	peak
4	5326.000	43.82	1.61	45.43	74.00	-28.57	peak
5	5698.000	65.57	2.77	68.34	/	/	fundamental
6	6988.000	37.86	6.91	44.77	74.00	-29.23	peak

Test Mode:	802.11a	Frequency(MHz):	5745
Polarity:	Horizontal	Test Voltage:	AC 120V_60Hz



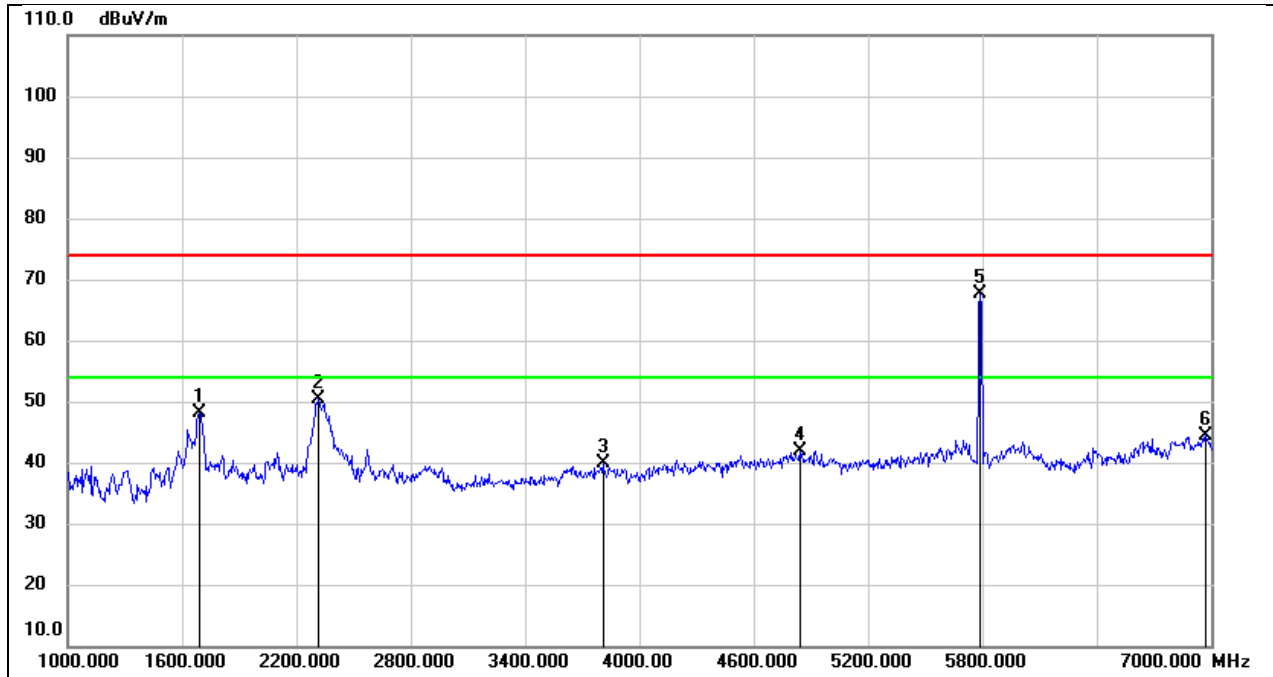
No.	Frequency (MHz)	Reading (dBuV)	Correct (dB/m)	Result (dBuV/m)	Limit (dBuV/m)	Margin (dB)	Remark
1	1690.000	58.61	-10.75	47.86	74.00	-26.14	peak
2	2314.000	58.71	-8.03	50.68	74.00	-23.32	peak
3	4798.000	41.77	0.04	41.81	74.00	-32.19	peak
4	5416.000	40.51	1.89	42.40	74.00	-31.60	peak
5	5752.000	74.21	2.54	76.75	/	/	fundamental
6	6988.000	38.05	6.91	44.96	74.00	-29.04	peak

Test Mode:	802.11a	Frequency(MHz):	5745
Polarity:	Vertical	Test Voltage:	AC 120V_60Hz



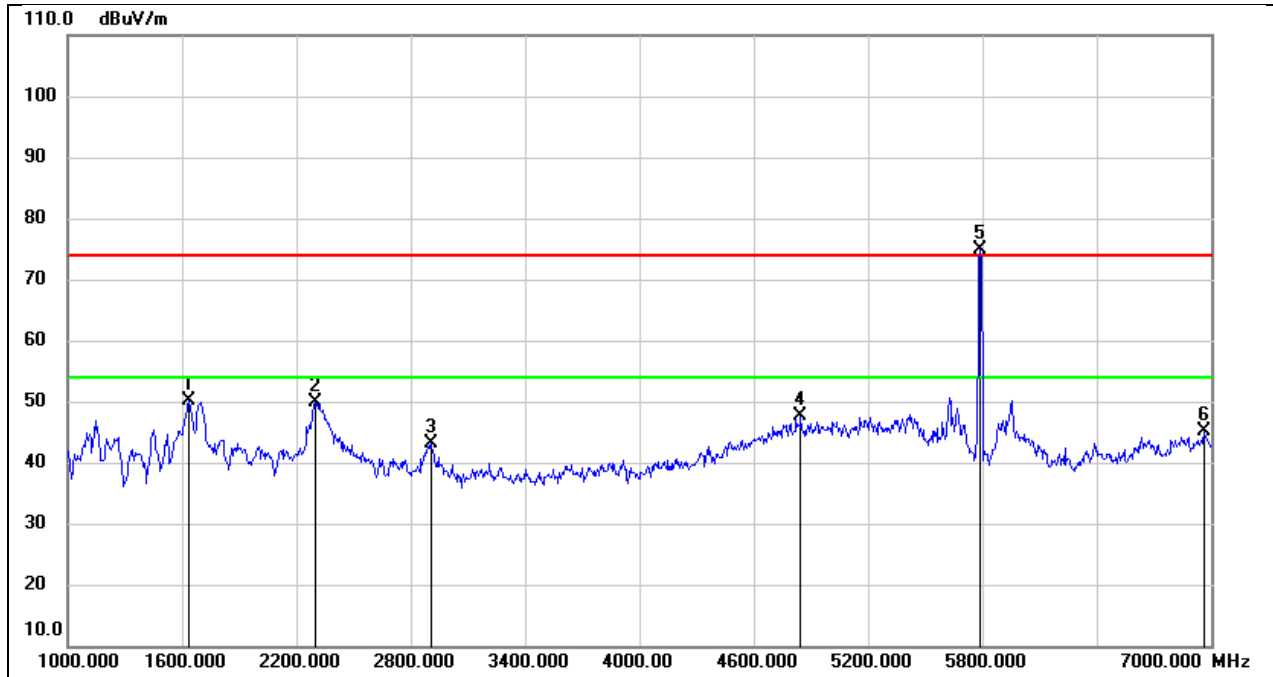
No.	Frequency (MHz)	Reading (dBuV)	Correct (dB/m)	Result (dBuV/m)	Limit (dBuV/m)	Margin (dB)	Remark
1	1630.000	61.61	-11.03	50.58	74.00	-23.42	peak
2	2296.000	57.92	-8.17	49.75	74.00	-24.25	peak
3	2896.000	50.04	-6.36	43.68	74.00	-30.32	peak
4	4882.000	47.73	0.34	48.07	74.00	-25.93	peak
5	5746.000	79.35	2.57	81.92	/	/	fundamental
6	6964.000	38.08	6.69	44.77	74.00	-29.23	peak

Test Mode:	802.11a	Frequency(MHz):	5785
Polarity:	Horizontal	Test Voltage:	AC 120V_60Hz



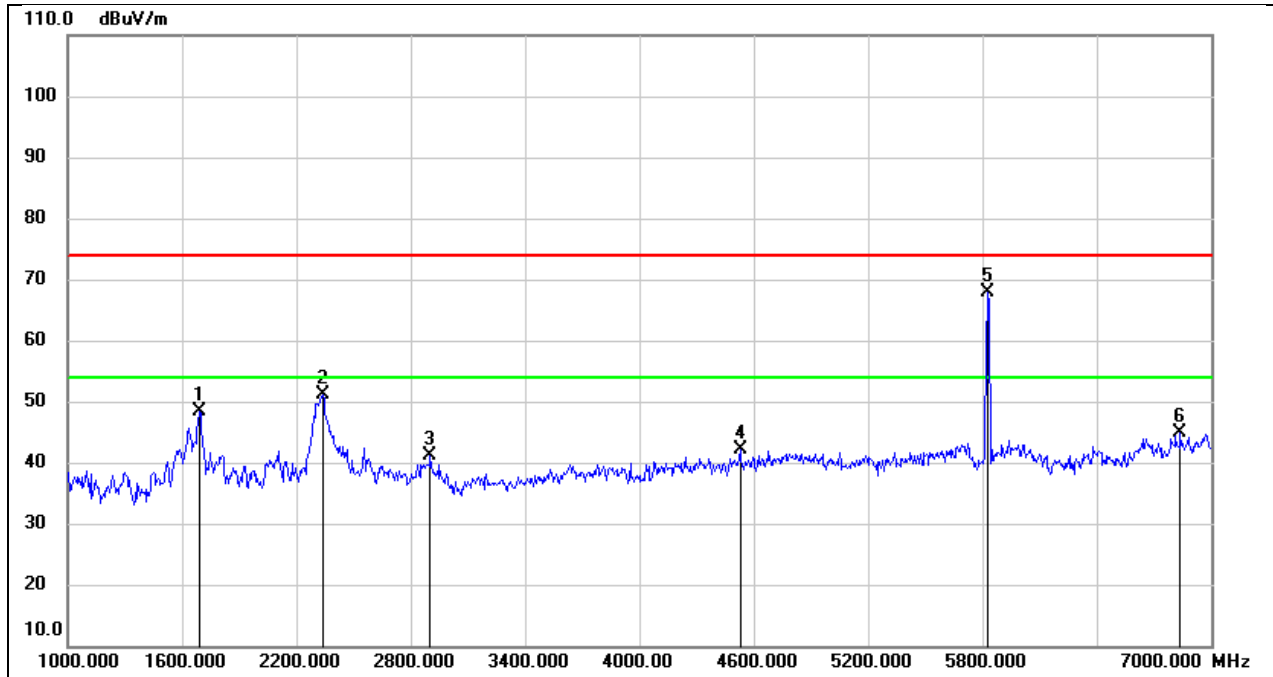
No.	Frequency (MHz)	Reading (dBuV)	Correct (dB/m)	Result (dBuV/m)	Limit (dBuV/m)	Margin (dB)	Remark
1	1690.000	58.76	-10.75	48.01	74.00	-25.99	peak
2	2314.000	58.33	-8.03	50.30	74.00	-23.70	peak
3	3808.000	42.60	-2.79	39.81	74.00	-34.19	peak
4	4840.000	41.69	0.20	41.89	74.00	-32.11	peak
5	5788.000	65.21	2.39	67.60	/	/	fundamental
6	6970.000	37.76	6.74	44.50	74.00	-29.50	peak

Test Mode:	802.11a	Frequency(MHz):	5785
Polarity:	Vertical	Test Voltage:	AC 120V_60Hz



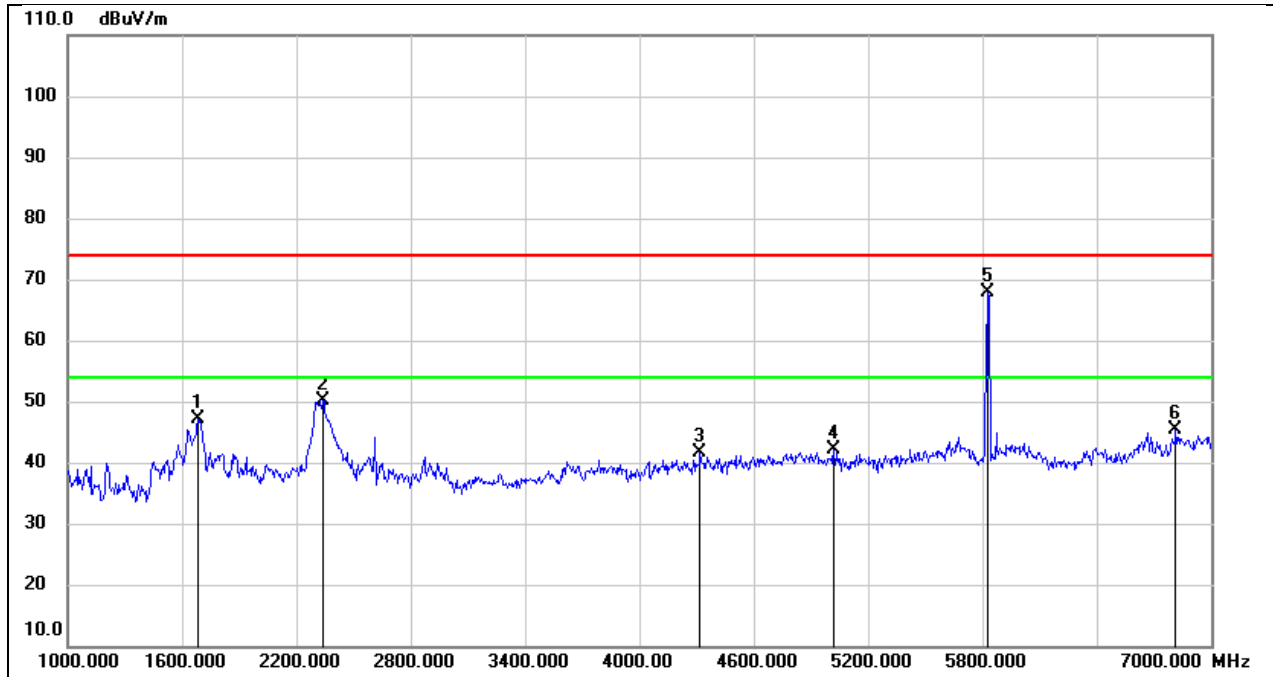
No.	Frequency (MHz)	Reading (dBuV)	Correct (dB/m)	Result (dBuV/m)	Limit (dBuV/m)	Margin (dB)	Remark
1	1636.000	61.04	-11.00	50.04	74.00	-23.96	peak
2	2296.000	57.99	-8.17	49.82	74.00	-24.18	peak
3	2908.000	49.52	-6.31	43.21	74.00	-30.79	peak
4	4846.000	47.30	0.22	47.52	74.00	-26.48	peak
5	5788.000	72.41	2.39	74.80	/	/	fundamental
6	6964.000	38.56	6.69	45.25	74.00	-28.75	peak

Test Mode:	802.11a	Frequency(MHz):	5825
Polarity:	Horizontal	Test Voltage:	AC 120V_60Hz



No.	Frequency (MHz)	Reading (dBuV)	Correct (dB/m)	Result (dBuV/m)	Limit (dBuV/m)	Margin (dB)	Remark
1	1690.000	59.09	-10.75	48.34	74.00	-25.66	peak
2	2338.000	58.96	-7.85	51.11	74.00	-22.89	peak
3	2902.000	47.40	-6.34	41.06	74.00	-32.94	peak
4	4528.000	43.21	-1.13	42.08	74.00	-31.92	peak
5	5830.000	65.32	2.48	67.80	/	/	fundamental
6	6838.000	39.32	5.50	44.82	74.00	-29.18	peak

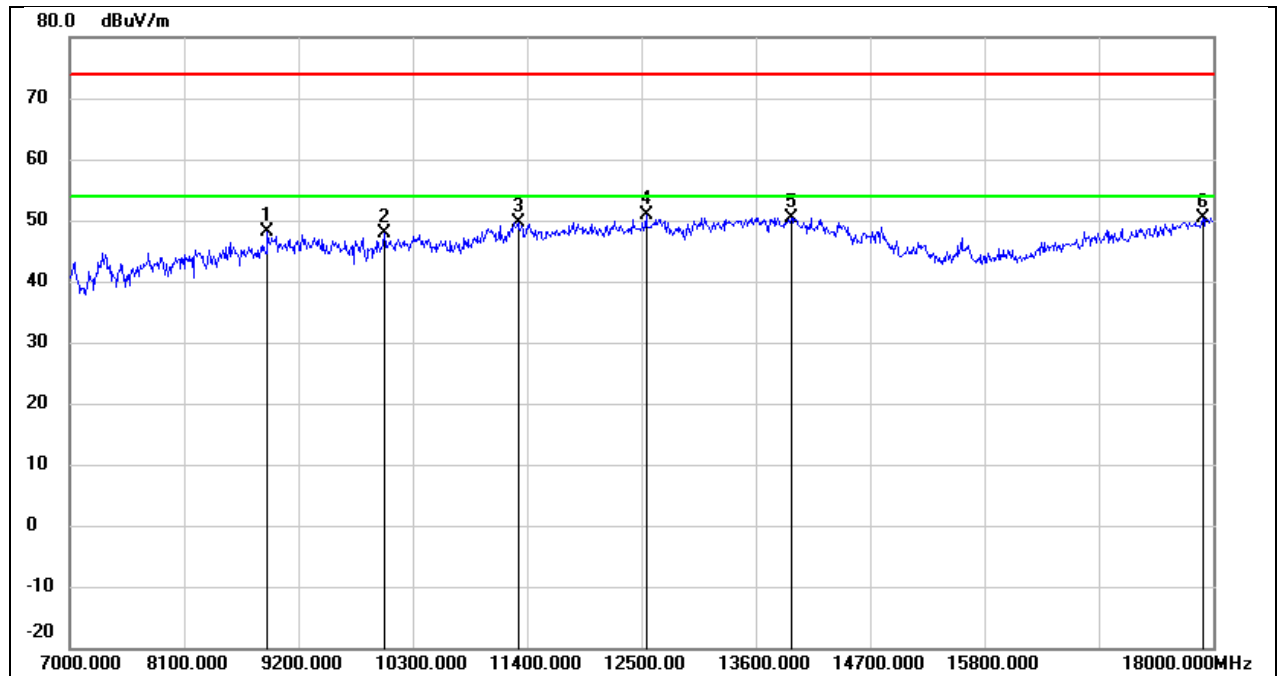
Test Mode:	802.11a	Frequency(MHz):	5825
Polarity:	Vertical	Test Voltage:	AC 120V_60Hz



No.	Frequency (MHz)	Reading (dBuV)	Correct (dB/m)	Result (dBuV/m)	Limit (dBuV/m)	Margin (dB)	Remark
1	1684.000	57.89	-10.78	47.11	74.00	-26.89	peak
2	2338.000	58.08	-7.85	50.23	74.00	-23.77	peak
3	4318.000	43.17	-1.47	41.70	74.00	-32.30	peak
4	5020.000	41.34	0.84	42.18	74.00	-31.82	peak
5	5830.000	65.51	2.48	67.99	/	/	fundamental
6	6814.000	39.99	5.28	45.27	74.00	-28.73	peak

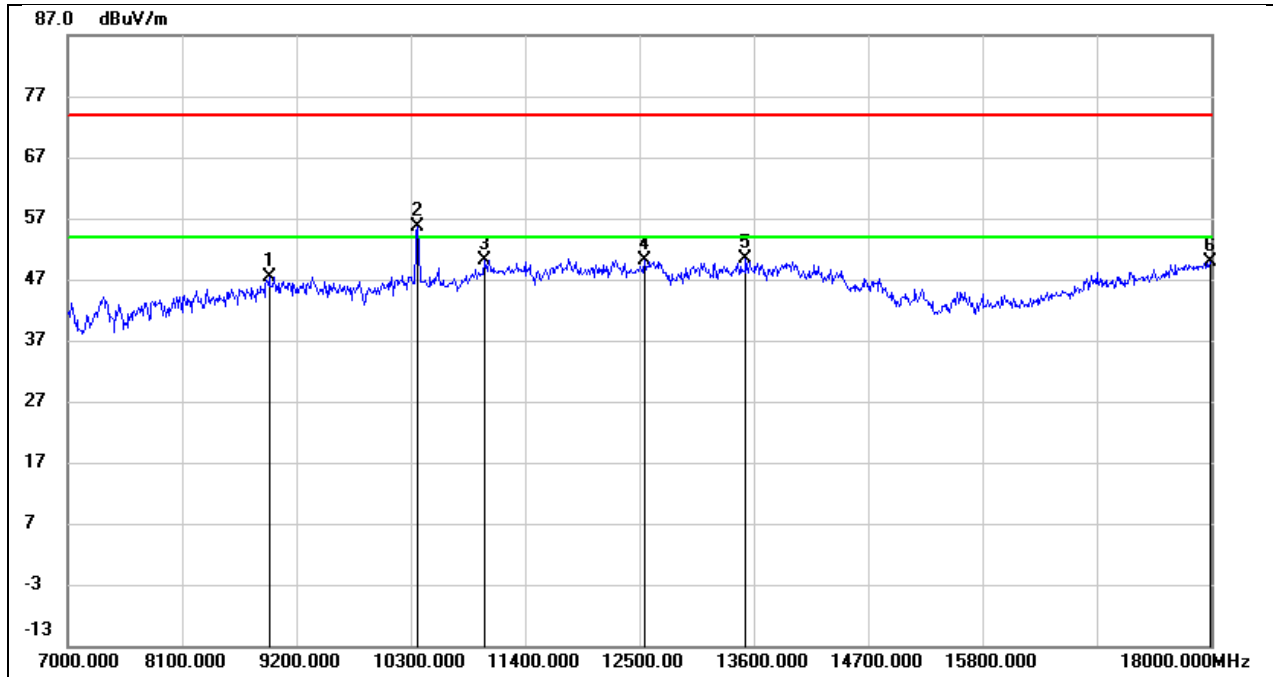
8.3. SPURIOUS EMISSIONS(7 GHZ~18 GHZ)

Test Mode:	802.11a 20	Frequency(MHz):	5180
Polarity:	Horizontal	Test Voltage:	AC 120V_60Hz



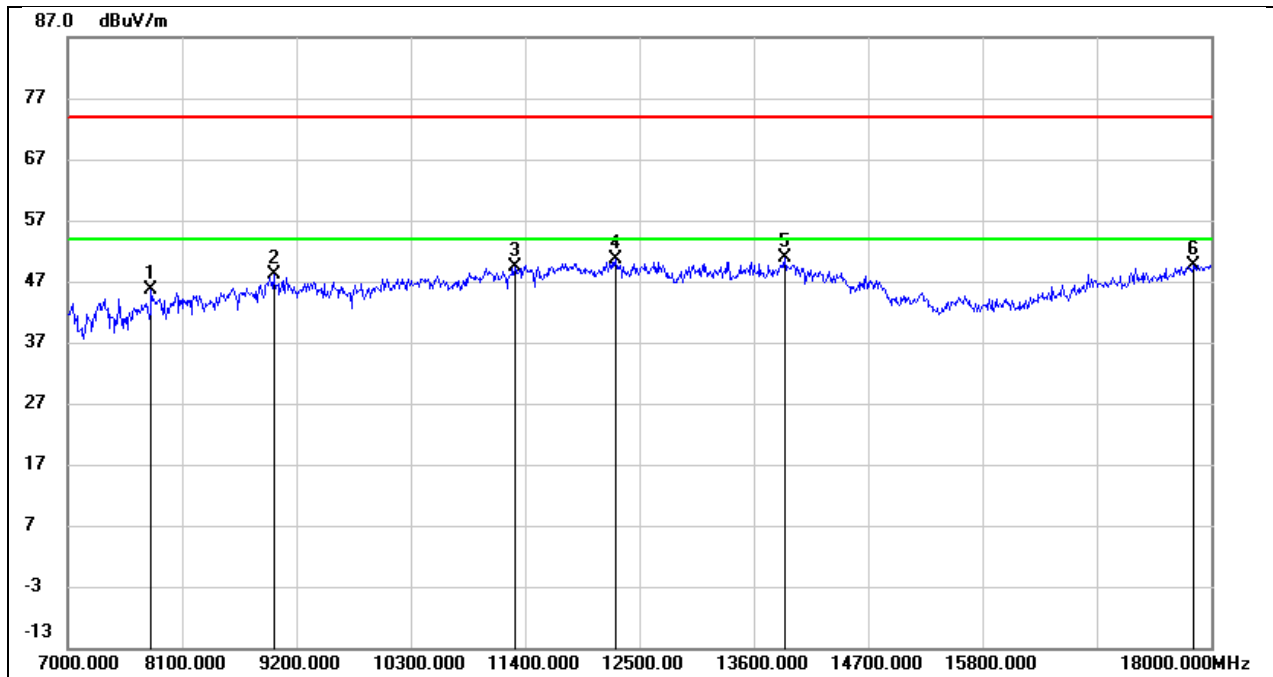
No.	Frequency (MHz)	Reading (dBuV)	Correct (dB/m)	Result (dBuV/m)	Limit (dBuV/m)	Margin (dB)	Remark
1	8903.000	37.75	10.41	48.16	74.00	-25.84	peak
2	10025.000	35.74	12.19	47.93	74.00	-26.07	peak
3	11312.000	33.54	16.03	49.57	74.00	-24.43	peak
4	12544.000	32.44	18.46	50.90	74.00	-23.10	peak
5	13941.000	27.96	22.50	50.46	74.00	-23.54	peak
6	17901.000	23.84	26.55	50.39	74.00	-23.61	peak

Test Mode:	802.11a 20	Frequency(MHz):	5180
Polarity:	Vertical	Test Voltage:	AC 120V_60Hz



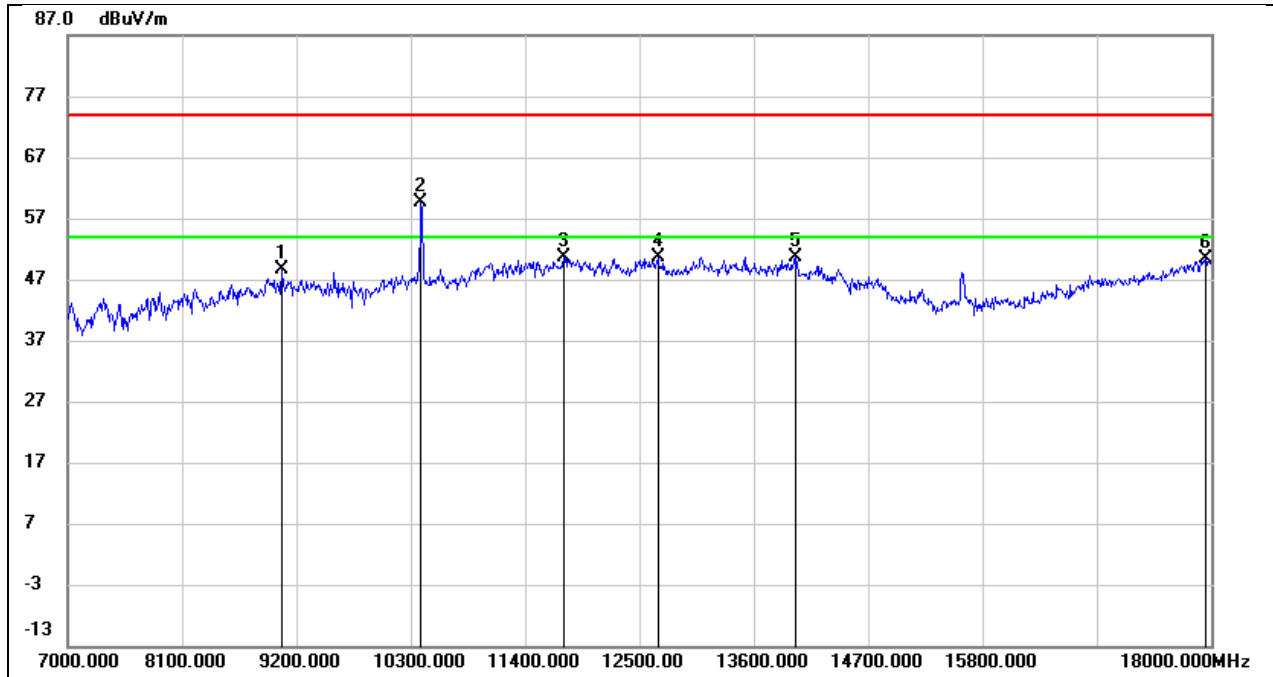
No.	Frequency (MHz)	Reading (dBuV)	Correct (dB/m)	Result (dBuV/m)	Limit (dBuV/m)	Margin (dB)	Remark
1	8936.000	36.57	10.91	47.48	74.00	-26.52	peak
2	10366.000	42.65	13.08	55.73	74.00	-18.27	peak
3	11004.000	35.25	14.90	50.15	74.00	-23.85	peak
4	12544.000	31.64	18.46	50.10	74.00	-23.90	peak
5	13523.000	28.99	21.41	50.40	74.00	-23.60	peak
6	17989.000	22.95	26.92	49.87	74.00	-24.13	peak

Test Mode:	802.11a 20	Frequency(MHz):	5200
Polarity:	Horizontal	Test Voltage:	AC 120V_60Hz



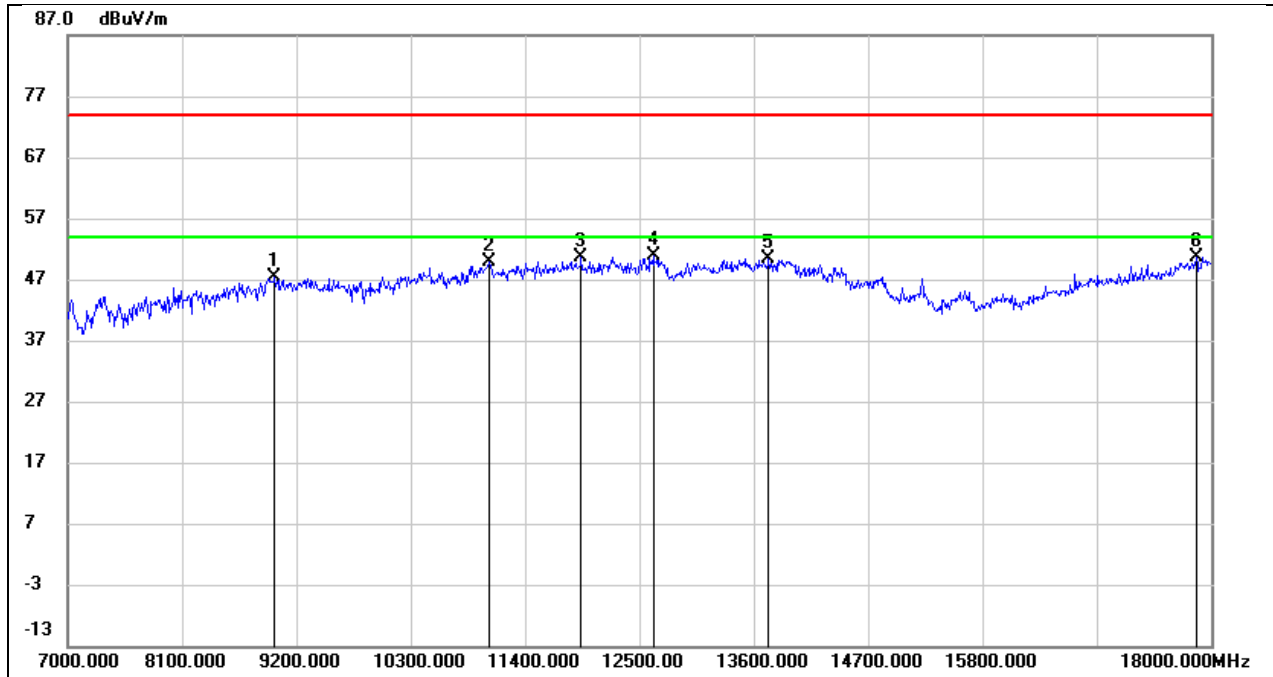
No.	Frequency (MHz)	Reading (dBuV)	Correct (dB/m)	Result (dBuV/m)	Limit (dBuV/m)	Margin (dB)	Remark
1	7803.000	38.68	6.84	45.52	74.00	-28.48	peak
2	8980.000	36.45	11.57	48.02	74.00	-25.98	peak
3	11301.000	33.36	15.96	49.32	74.00	-24.68	peak
4	12269.000	31.90	18.72	50.62	74.00	-23.38	peak
5	13897.000	28.35	22.47	50.82	74.00	-23.18	peak
6	17835.000	23.38	26.27	49.65	74.00	-24.35	peak

Test Mode:	802.11a 20	Frequency(MHz):	5200
Polarity:	Vertical	Test Voltage:	AC 120V_60Hz



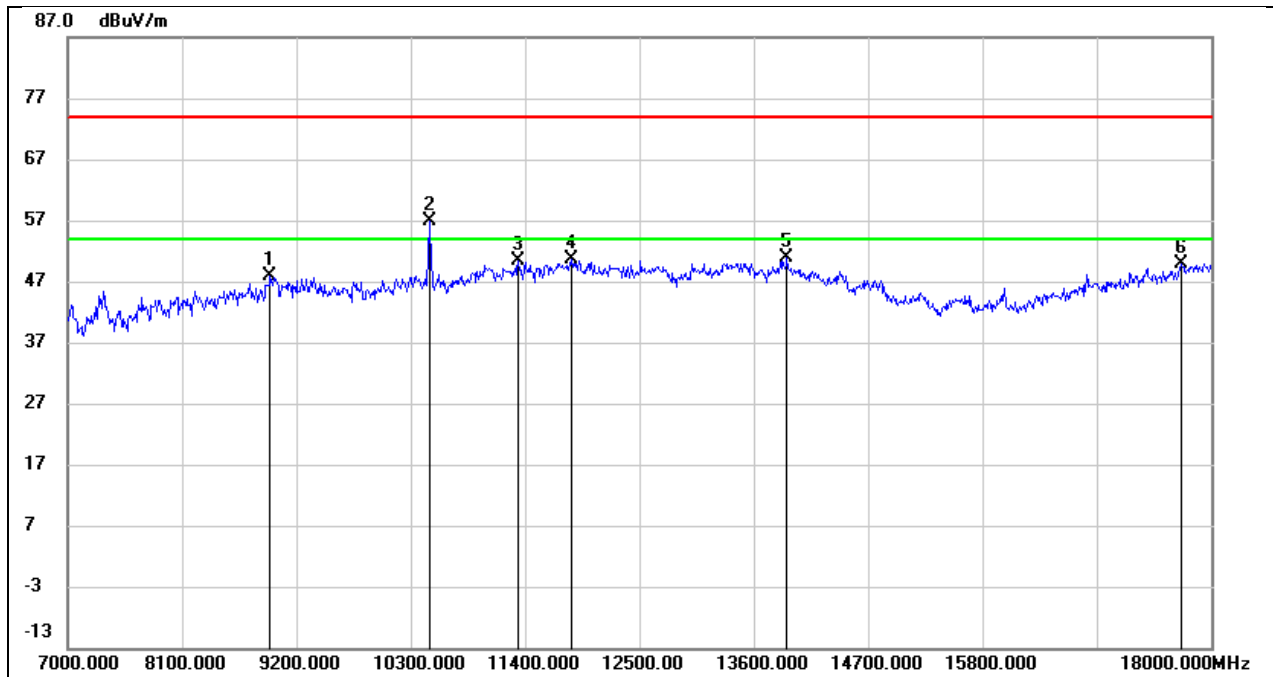
No.	Frequency (MHz)	Reading (dBuV)	Correct (dB/m)	Result (dBuV/m)	Limit (dBuV/m)	Margin (dB)	Remark
1	9057.000	37.33	11.35	48.68	74.00	-25.32	peak
2	10399.000	46.34	13.23	59.57	74.00	-14.43	peak
3	11774.000	33.24	17.49	50.73	74.00	-23.27	peak
4	12676.000	32.07	18.50	50.57	74.00	-23.43	peak
5	13996.000	28.21	22.54	50.75	74.00	-23.25	peak
6	17945.000	23.63	26.74	50.37	74.00	-23.63	peak

Test Mode:	802.11a 20	Frequency(MHz):	5240
Polarity:	Horizontal	Test Voltage:	AC 120V_60Hz



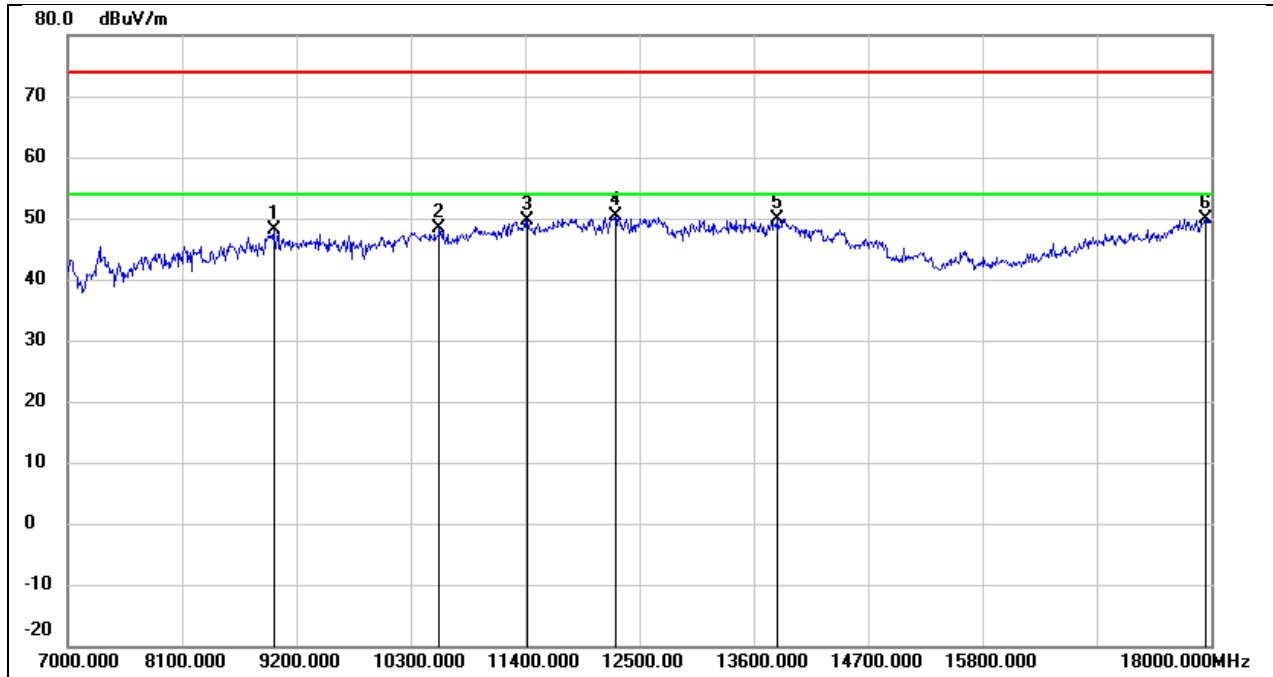
No.	Frequency (MHz)	Reading (dBuV)	Correct (dB/m)	Result (dBuV/m)	Limit (dBuV/m)	Margin (dB)	Remark
1	8991.000	35.57	11.73	47.30	74.00	-26.70	peak
2	11048.000	34.93	14.99	49.92	74.00	-24.08	peak
3	11939.000	32.32	18.28	50.60	74.00	-23.40	peak
4	12632.000	32.36	18.40	50.76	74.00	-23.24	peak
5	13743.000	28.24	22.13	50.37	74.00	-23.63	peak
6	17857.000	24.31	26.36	50.67	74.00	-23.33	peak

Test Mode:	802.11a 20	Frequency(MHz):	5240
Polarity:	Vertical	Test Voltage:	AC 120V_60Hz



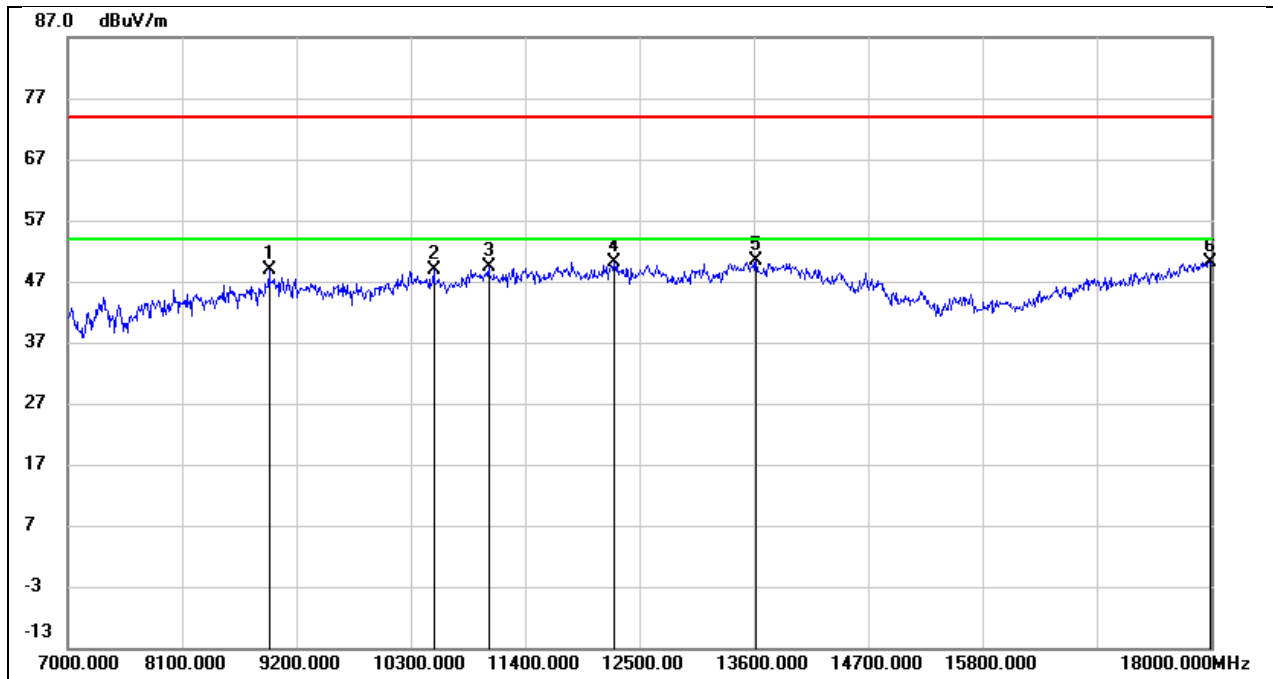
No.	Frequency (MHz)	Reading (dBuV)	Correct (dB/m)	Result (dBuV/m)	Limit (dBuV/m)	Margin (dB)	Remark
1	8947.000	36.84	11.08	47.92	74.00	-26.08	peak
2	10476.000	43.35	13.44	56.79	74.00	-17.21	peak
3	11334.000	34.11	16.16	50.27	74.00	-23.73	peak
4	11851.000	32.79	17.83	50.62	74.00	-23.38	peak
5	13919.000	28.49	22.49	50.98	74.00	-23.02	peak
6	17714.000	24.86	25.14	50.00	74.00	-24.00	peak

Test Mode:	802.11a 20	Frequency(MHz):	5260
Polarity:	Horizontal	Test Voltage:	AC 120V_60Hz



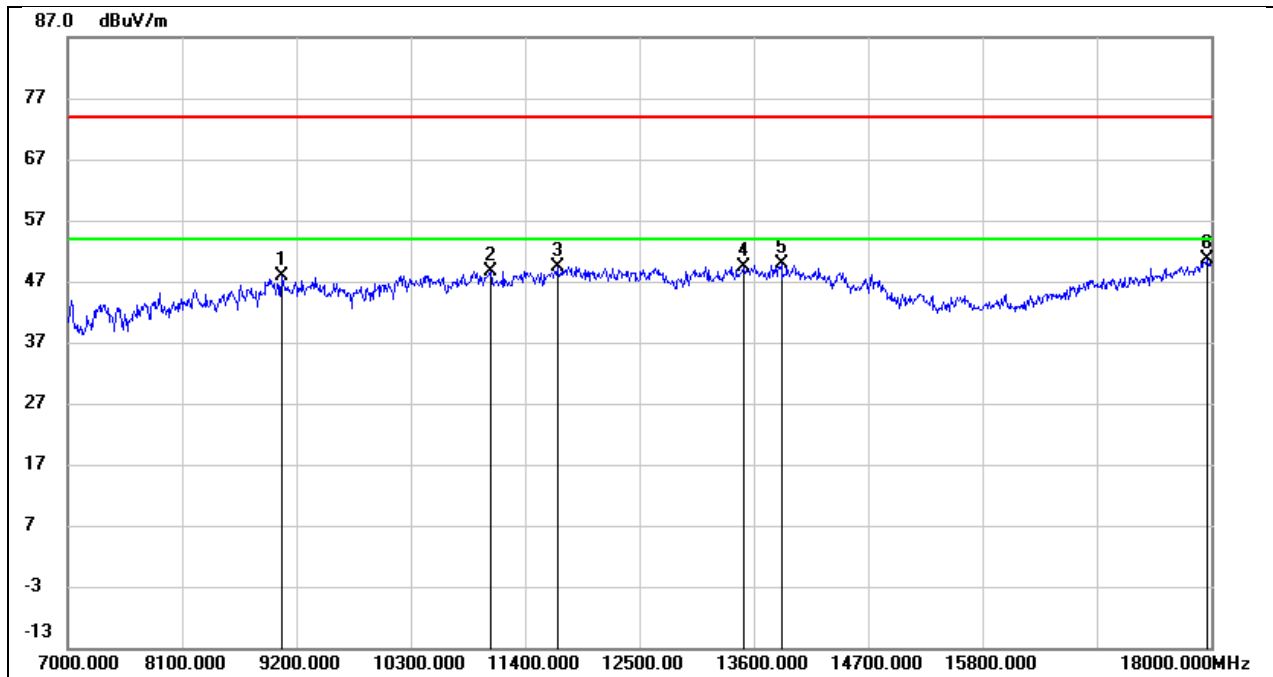
No.	Frequency (MHz)	Reading (dBuV)	Correct (dB/m)	Result (dBuV/m)	Limit (dBuV/m)	Margin (dB)	Remark
1	8980.000	36.56	11.57	48.13	74.00	-25.87	peak
2	10575.000	34.69	13.70	48.39	74.00	-25.61	peak
3	11422.000	32.92	16.64	49.56	74.00	-24.44	peak
4	12269.000	31.68	18.72	50.40	74.00	-23.60	peak
5	13820.000	27.52	22.43	49.95	74.00	-24.05	peak
6	17945.000	23.14	26.74	49.88	74.00	-24.12	peak

Test Mode:	802.11a 20	Frequency(MHz):	5260
Polarity:	Vertical	Test Voltage:	AC 120V_60Hz



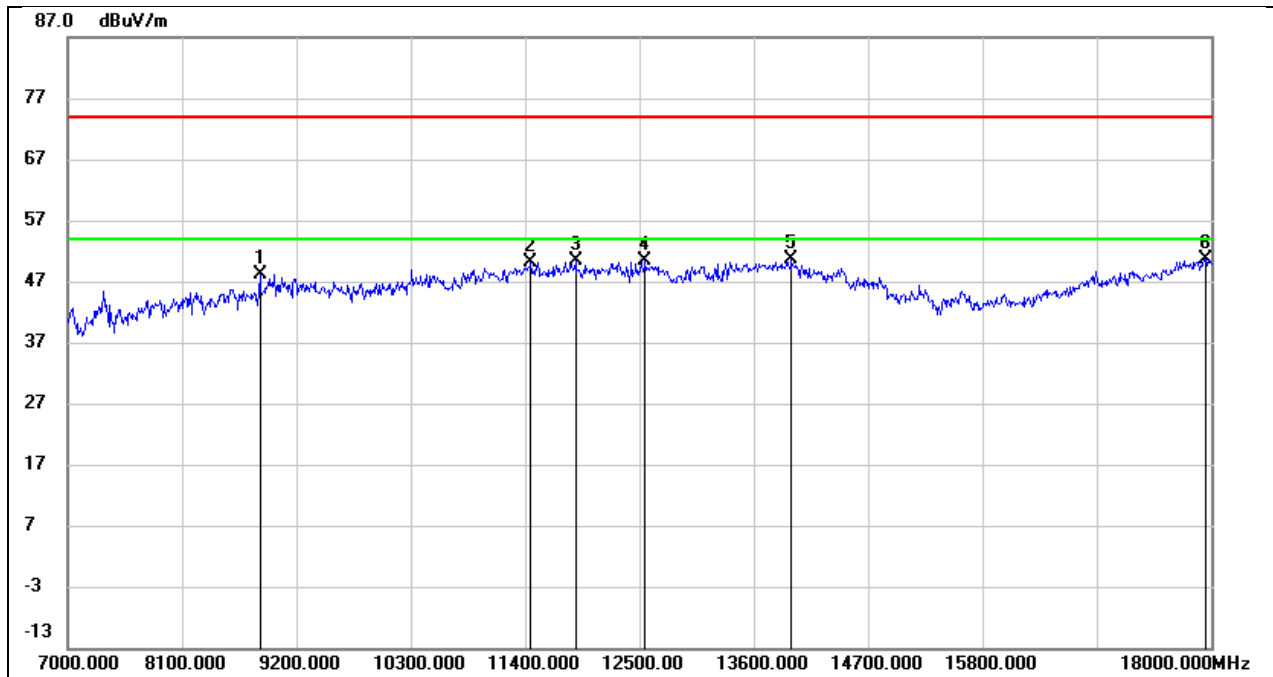
No.	Frequency (MHz)	Reading (dBuV)	Correct (dB/m)	Result (dBuV/m)	Limit (dBuV/m)	Margin (dB)	Remark
1	8936.000	38.01	10.91	48.92	74.00	-25.08	peak
2	10520.000	35.41	13.56	48.97	74.00	-25.03	peak
3	11048.000	34.30	14.99	49.29	74.00	-24.71	peak
4	12258.000	31.50	18.70	50.20	74.00	-23.80	peak
5	13622.000	28.93	21.53	50.46	74.00	-23.54	peak
6	17989.000	23.31	26.92	50.23	74.00	-23.77	peak

Test Mode:	802.11a 20	Frequency(MHz):	5280
Polarity:	Horizontal	Test Voltage:	AC 120V_60Hz



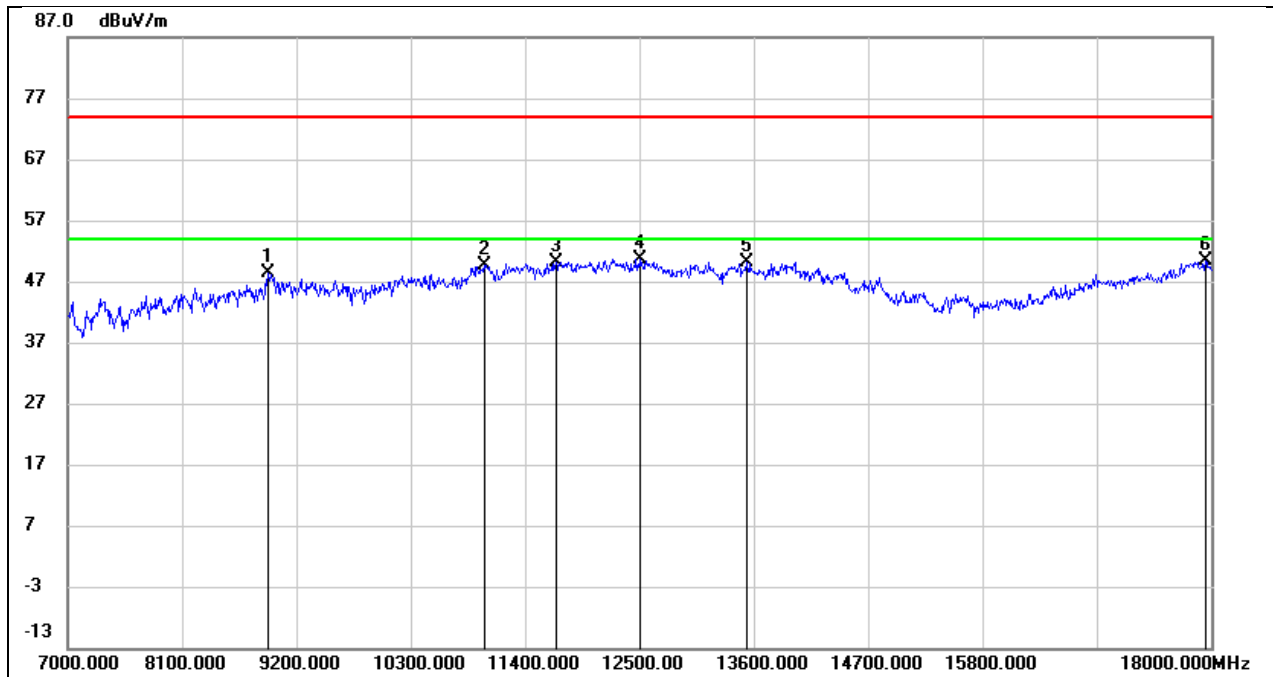
No.	Frequency (MHz)	Reading (dBuV)	Correct (dB/m)	Result (dBuV/m)	Limit (dBuV/m)	Margin (dB)	Remark
1	9057.000	36.49	11.35	47.84	74.00	-26.16	peak
2	11070.000	33.61	15.04	48.65	74.00	-25.35	peak
3	11708.000	32.17	17.31	49.48	74.00	-24.52	peak
4	13501.000	28.09	21.40	49.49	74.00	-24.51	peak
5	13864.000	27.34	22.45	49.79	74.00	-24.21	peak
6	17967.000	23.75	26.83	50.58	74.00	-23.42	peak

Test Mode:	802.11a 20	Frequency(MHz):	5280
Polarity:	Vertical	Test Voltage:	AC 120V_60Hz



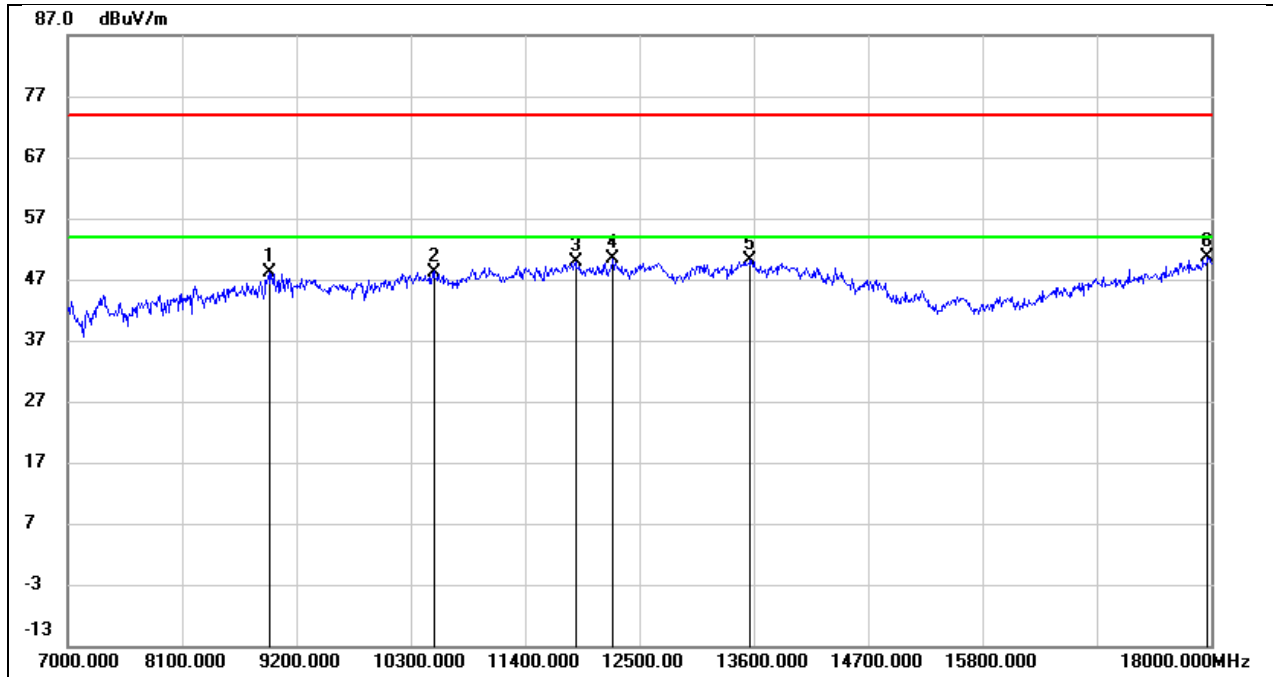
No.	Frequency (MHz)	Reading (dBuV)	Correct (dB/m)	Result (dBuV/m)	Limit (dBuV/m)	Margin (dB)	Remark
1	8848.000	38.58	9.59	48.17	74.00	-25.83	peak
2	11455.000	33.42	16.74	50.16	74.00	-23.84	peak
3	11884.000	32.33	18.00	50.33	74.00	-23.67	peak
4	12555.000	31.90	18.43	50.33	74.00	-23.67	peak
5	13963.000	28.09	22.51	50.60	74.00	-23.40	peak
6	17945.000	23.98	26.74	50.72	74.00	-23.28	peak

Test Mode:	802.11a 20	Frequency(MHz):	5320
Polarity:	Horizontal	Test Voltage:	AC 120V_60Hz



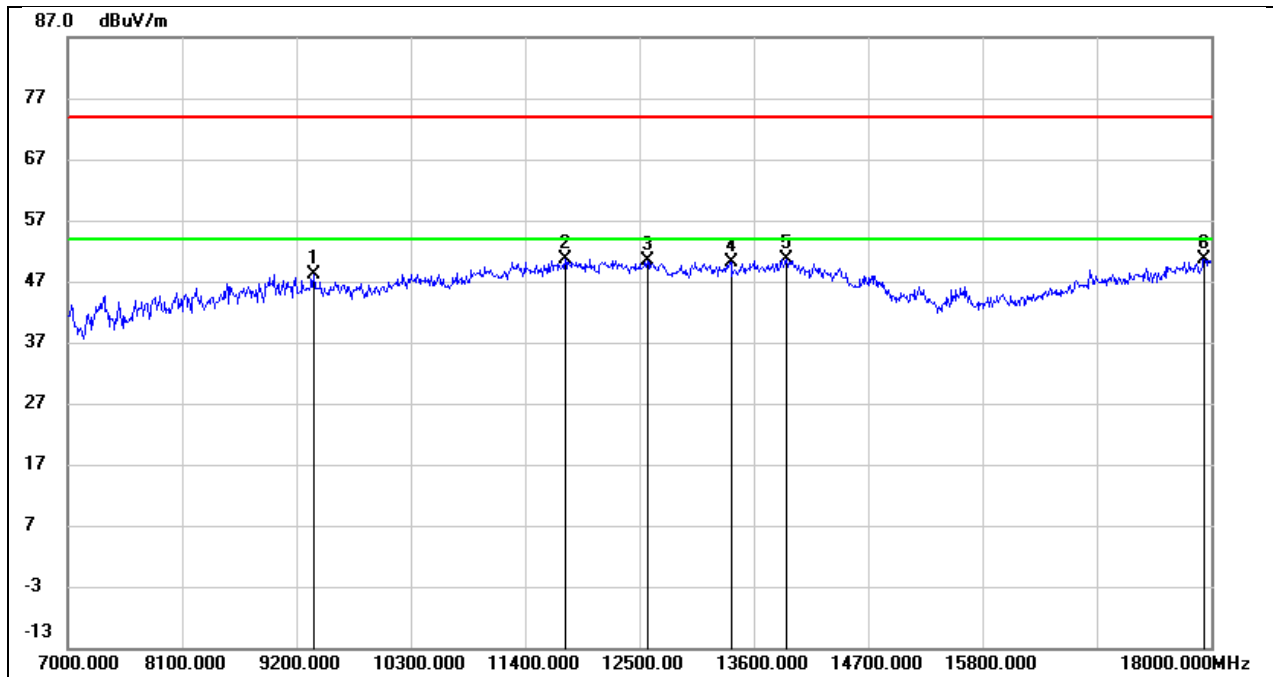
No.	Frequency (MHz)	Reading (dBuV)	Correct (dB/m)	Result (dBuV/m)	Limit (dBuV/m)	Margin (dB)	Remark
1	8925.000	37.64	10.75	48.39	74.00	-25.61	peak
2	11004.000	34.79	14.90	49.69	74.00	-24.31	peak
3	11697.000	32.90	17.29	50.19	74.00	-23.81	peak
4	12500.000	32.14	18.56	50.70	74.00	-23.30	peak
5	13534.000	28.74	21.41	50.15	74.00	-23.85	peak
6	17945.000	23.74	26.74	50.48	74.00	-23.52	peak

Test Mode:	802.11a 20	Frequency(MHz):	5320
Polarity:	Vertical	Test Voltage:	AC 120V_60Hz



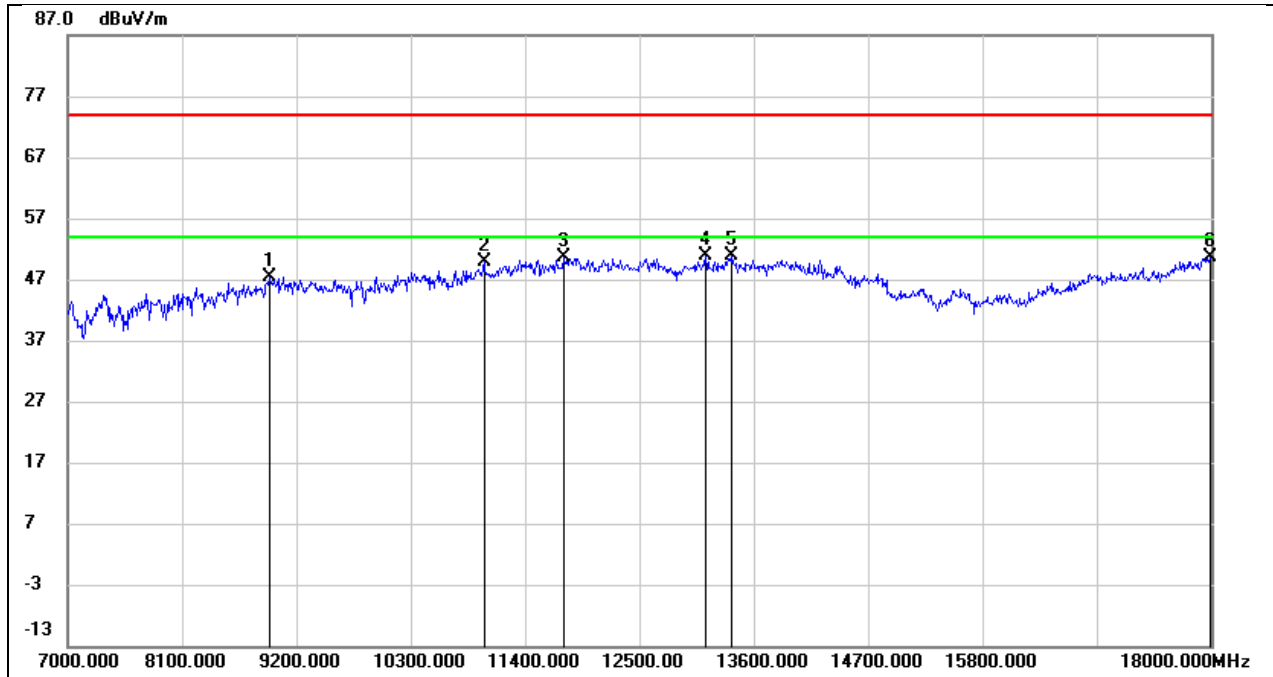
No.	Frequency (MHz)	Reading (dBuV)	Correct (dB/m)	Result (dBuV/m)	Limit (dBuV/m)	Margin (dB)	Remark
1	8936.000	37.21	10.91	48.12	74.00	-25.88	peak
2	10520.000	34.69	13.56	48.25	74.00	-25.75	peak
3	11884.000	31.99	18.00	49.99	74.00	-24.01	peak
4	12247.000	31.79	18.68	50.47	74.00	-23.53	peak
5	13567.000	28.76	21.41	50.17	74.00	-23.83	peak
6	17967.000	23.89	26.83	50.72	74.00	-23.28	peak

Test Mode:	802.11a 20	Frequency(MHz):	5500
Polarity:	Horizontal	Test Voltage:	AC 120V_60Hz



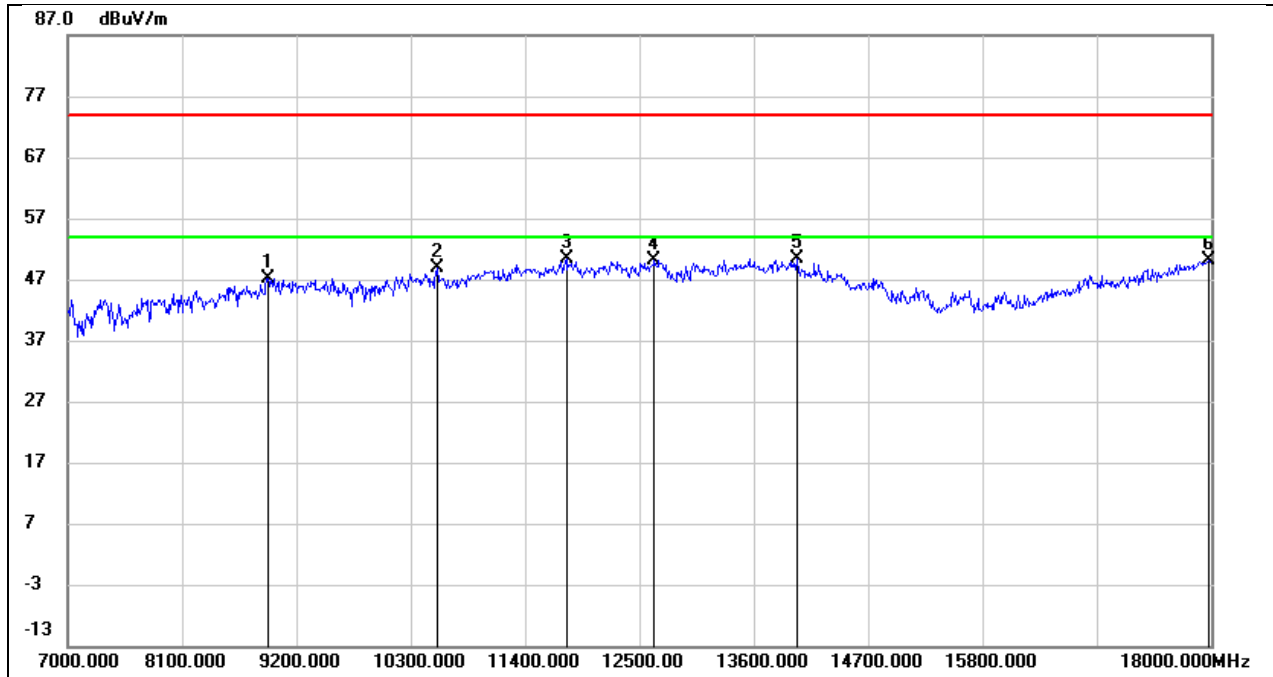
No.	Frequency (MHz)	Reading (dBuV)	Correct (dB/m)	Result (dBuV/m)	Limit (dBuV/m)	Margin (dB)	Remark
1	9365.000	37.60	10.55	48.15	74.00	-25.85	peak
2	11785.000	33.03	17.52	50.55	74.00	-23.45	peak
3	12577.000	31.93	18.37	50.30	74.00	-23.70	peak
4	13380.000	29.22	21.01	50.23	74.00	-23.77	peak
5	13919.000	28.18	22.49	50.67	74.00	-23.33	peak
6	17934.000	24.01	26.69	50.70	74.00	-23.30	peak

Test Mode:	802.11a 20	Frequency(MHz):	5500
Polarity:	Vertical	Test Voltage:	AC 120V_60Hz



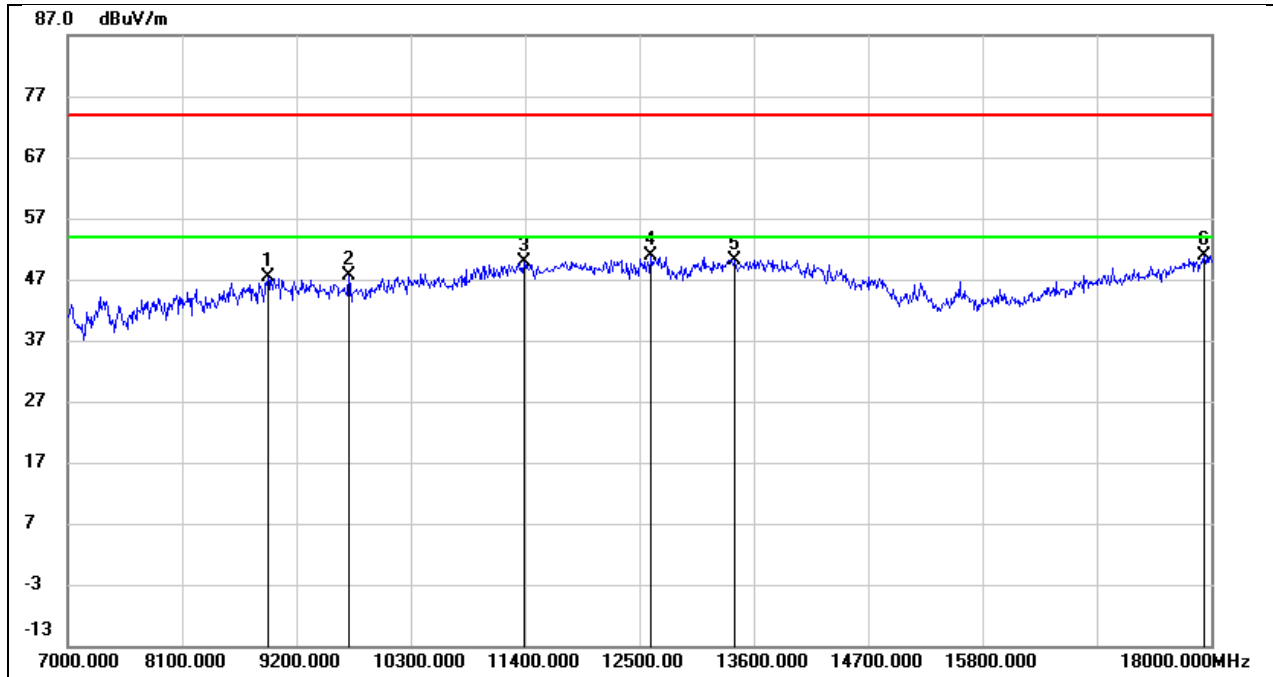
No.	Frequency (MHz)	Reading (dBuV)	Correct (dB/m)	Result (dBuV/m)	Limit (dBuV/m)	Margin (dB)	Remark
1	8936.000	36.40	10.91	47.31	74.00	-26.69	peak
2	11004.000	34.96	14.90	49.86	74.00	-24.14	peak
3	11774.000	33.05	17.49	50.54	74.00	-23.46	peak
4	13138.000	31.21	19.73	50.94	74.00	-23.06	peak
5	13391.000	29.89	21.07	50.96	74.00	-23.04	peak
6	17989.000	23.83	26.92	50.75	74.00	-23.25	peak

Test Mode:	802.11a 20	Frequency(MHz):	5580
Polarity:	Horizontal	Test Voltage:	AC 120V_60Hz



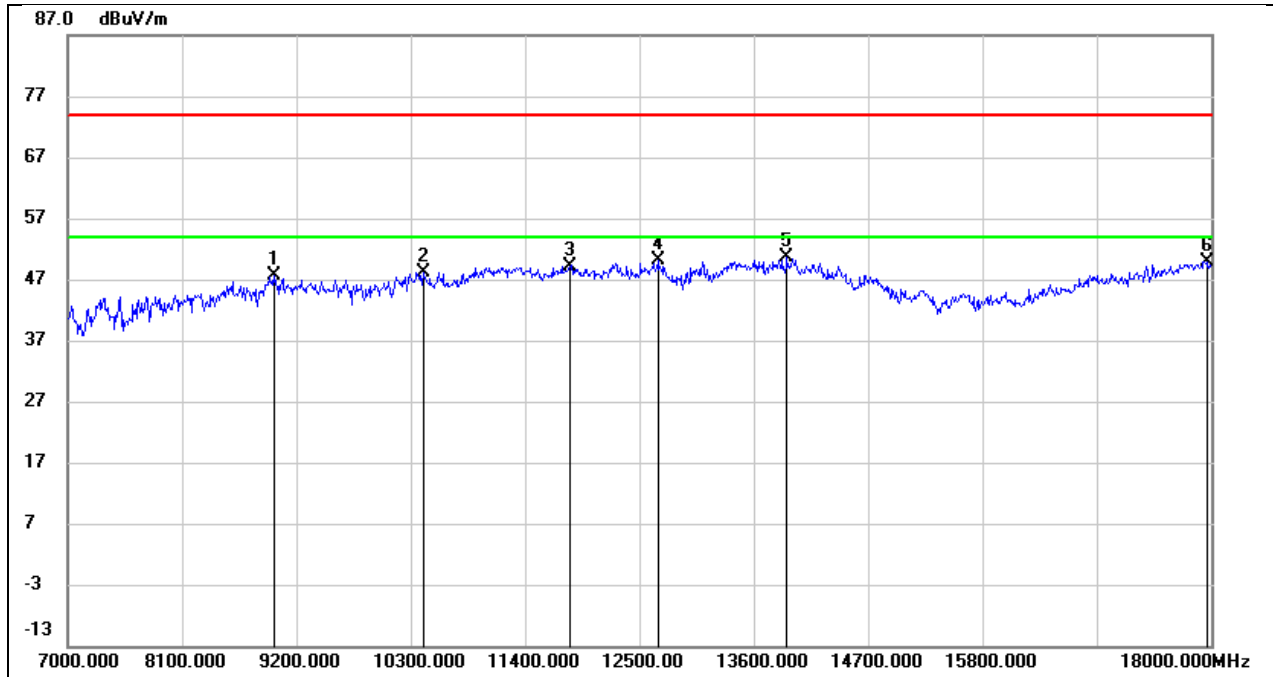
No.	Frequency (MHz)	Reading (dBuV)	Correct (dB/m)	Result (dBuV/m)	Limit (dBuV/m)	Margin (dB)	Remark
1	8925.000	36.31	10.75	47.06	74.00	-26.94	peak
2	10553.000	35.20	13.64	48.84	74.00	-25.16	peak
3	11796.000	32.93	17.55	50.48	74.00	-23.52	peak
4	12643.000	31.82	18.43	50.25	74.00	-23.75	peak
5	14018.000	27.80	22.49	50.29	74.00	-23.71	peak
6	17978.000	23.14	26.88	50.02	74.00	-23.98	peak

Test Mode:	802.11a 20	Frequency(MHz):	5580
Polarity:	Vertical	Test Voltage:	AC 120V_60Hz



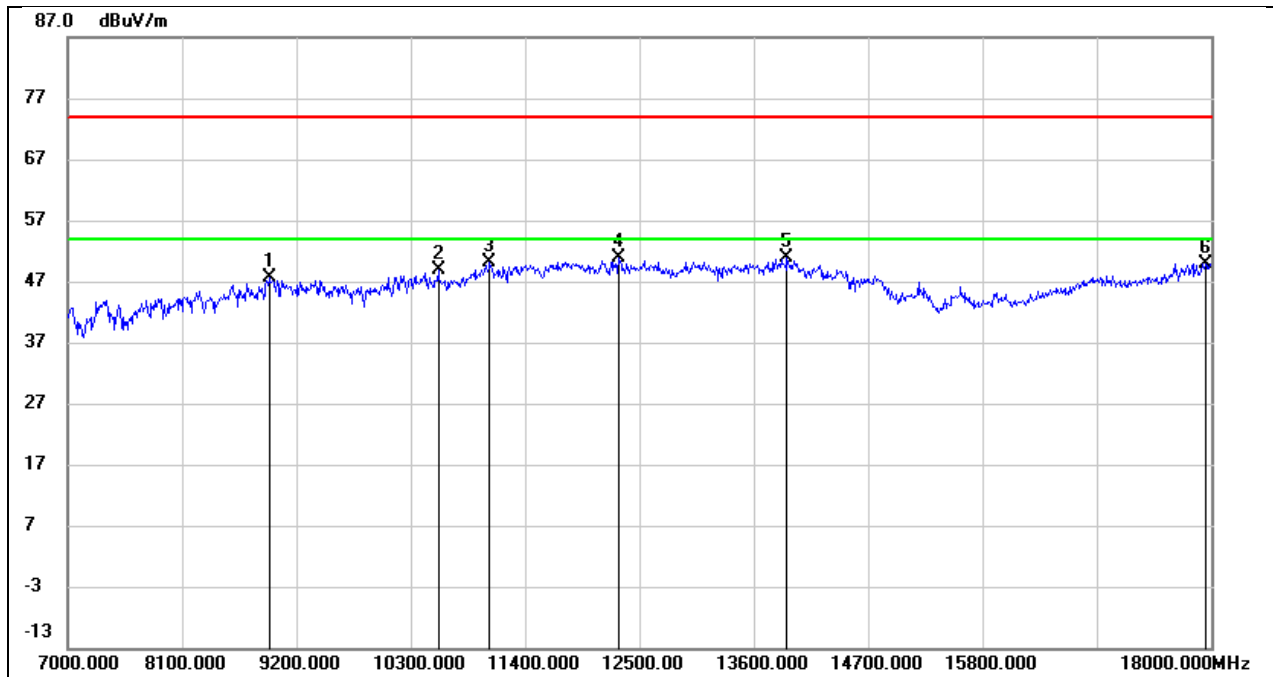
No.	Frequency (MHz)	Reading (dBuV)	Correct (dB/m)	Result (dBuV/m)	Limit (dBuV/m)	Margin (dB)	Remark
1	8925.000	36.63	10.75	47.38	74.00	-26.62	peak
2	9706.000	36.30	11.25	47.55	74.00	-26.45	peak
3	11389.000	33.40	16.51	49.91	74.00	-24.09	peak
4	12610.000	32.51	18.34	50.85	74.00	-23.15	peak
5	13413.000	29.04	21.16	50.20	74.00	-23.80	peak
6	17934.000	24.19	26.69	50.88	74.00	-23.12	peak

Test Mode:	802.11a 20	Frequency(MHz):	5700
Polarity:	Horizontal	Test Voltage:	AC 120V_60Hz



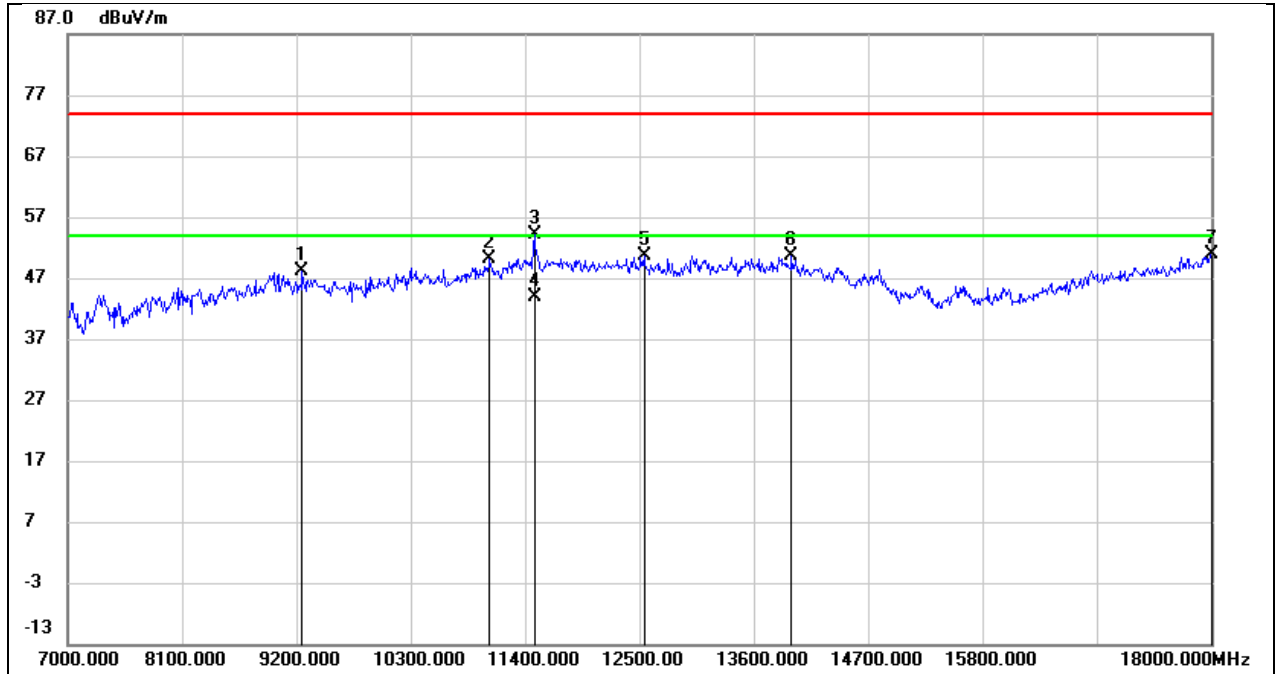
No.	Frequency (MHz)	Reading (dBuV)	Correct (dB/m)	Result (dBuV/m)	Limit (dBuV/m)	Margin (dB)	Remark
1	8980.000	36.16	11.57	47.73	74.00	-26.27	peak
2	10421.000	34.84	13.29	48.13	74.00	-25.87	peak
3	11829.000	31.45	17.71	49.16	74.00	-24.84	peak
4	12676.000	31.59	18.50	50.09	74.00	-23.91	peak
5	13919.000	28.11	22.49	50.60	74.00	-23.40	peak
6	17956.000	23.21	26.78	49.99	74.00	-24.01	peak

Test Mode:	802.11a 20	Frequency(MHz):	5700
Polarity:	Vertical	Test Voltage:	AC 120V_60Hz



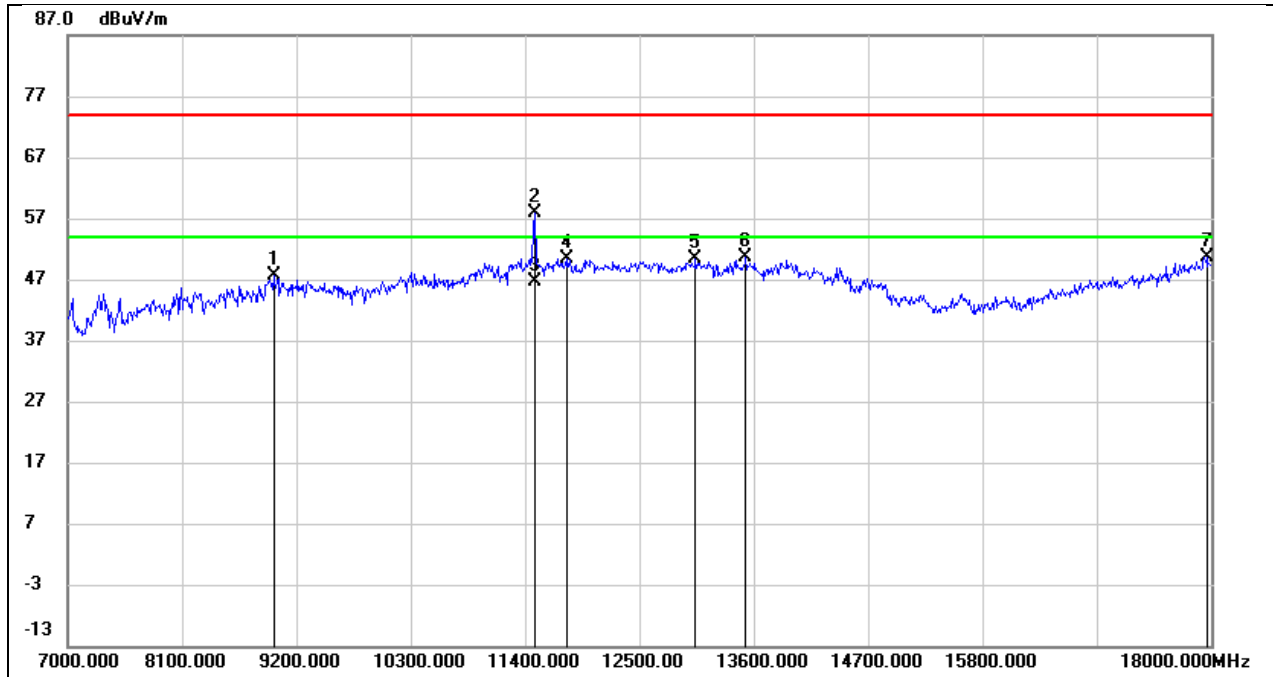
No.	Frequency (MHz)	Reading (dBuV)	Correct (dB/m)	Result (dBuV/m)	Limit (dBuV/m)	Margin (dB)	Remark
1	8936.000	36.62	10.91	47.53	74.00	-26.47	peak
2	10564.000	35.22	13.68	48.90	74.00	-25.10	peak
3	11059.000	34.99	15.02	50.01	74.00	-23.99	peak
4	12302.000	32.16	18.79	50.95	74.00	-23.05	peak
5	13919.000	28.32	22.49	50.81	74.00	-23.19	peak
6	17945.000	23.22	26.74	49.96	74.00	-24.04	peak

Test Mode:	802.11a 20	Frequency(MHz):	5745
Polarity:	Horizontal	Test Voltage:	AC 120V_60Hz



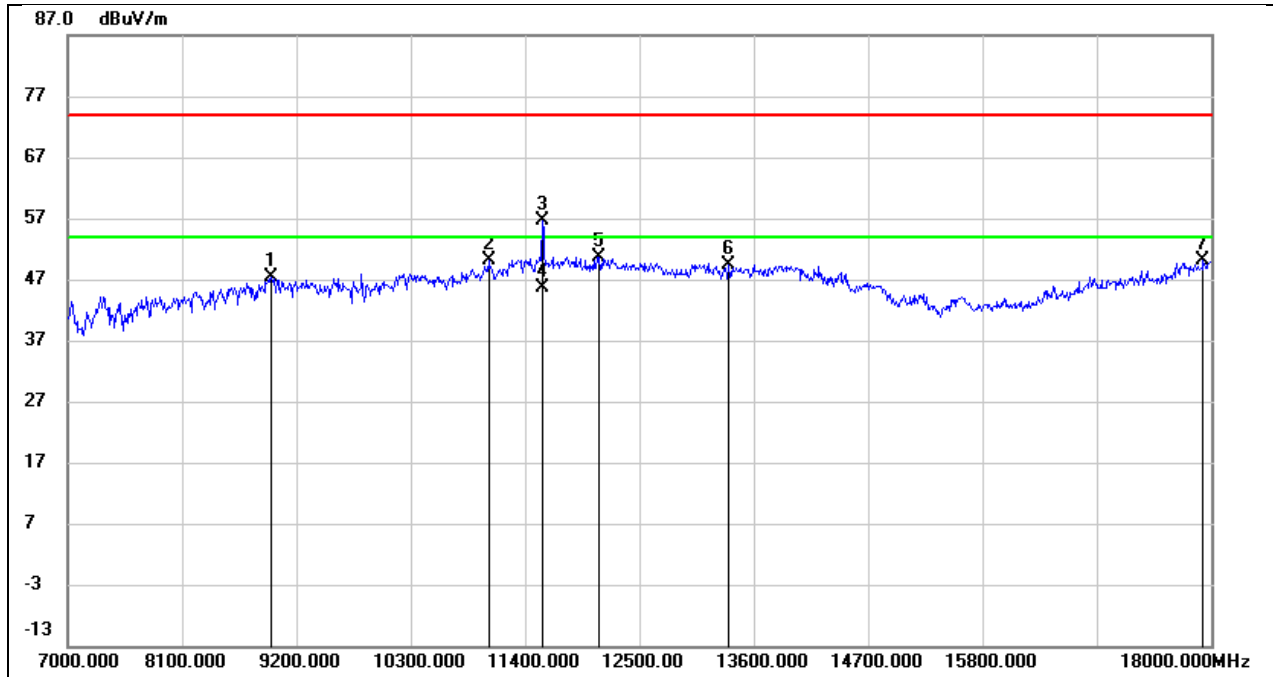
No.	Frequency (MHz)	Reading (dBuV)	Correct (dB/m)	Result (dBuV/m)	Limit (dBuV/m)	Margin (dB)	Remark
1	9255.000	37.94	10.22	48.16	74.00	-25.84	peak
2	11059.000	35.16	15.02	50.18	74.00	-23.82	peak
3	11488.000	37.37	16.84	54.21	74.00	-19.79	peak
4	11488.000	27.03	16.84	43.87	54.00	-10.13	AVG
5	12544.000	32.26	18.46	50.72	74.00	-23.28	peak
6	13963.000	28.07	22.51	50.58	74.00	-23.42	peak
7	18000.000	23.95	26.97	50.92	74.00	-23.08	peak

Test Mode:	802.11a 20	Frequency(MHz):	5745
Polarity:	Vertical	Test Voltage:	AC 120V_60Hz



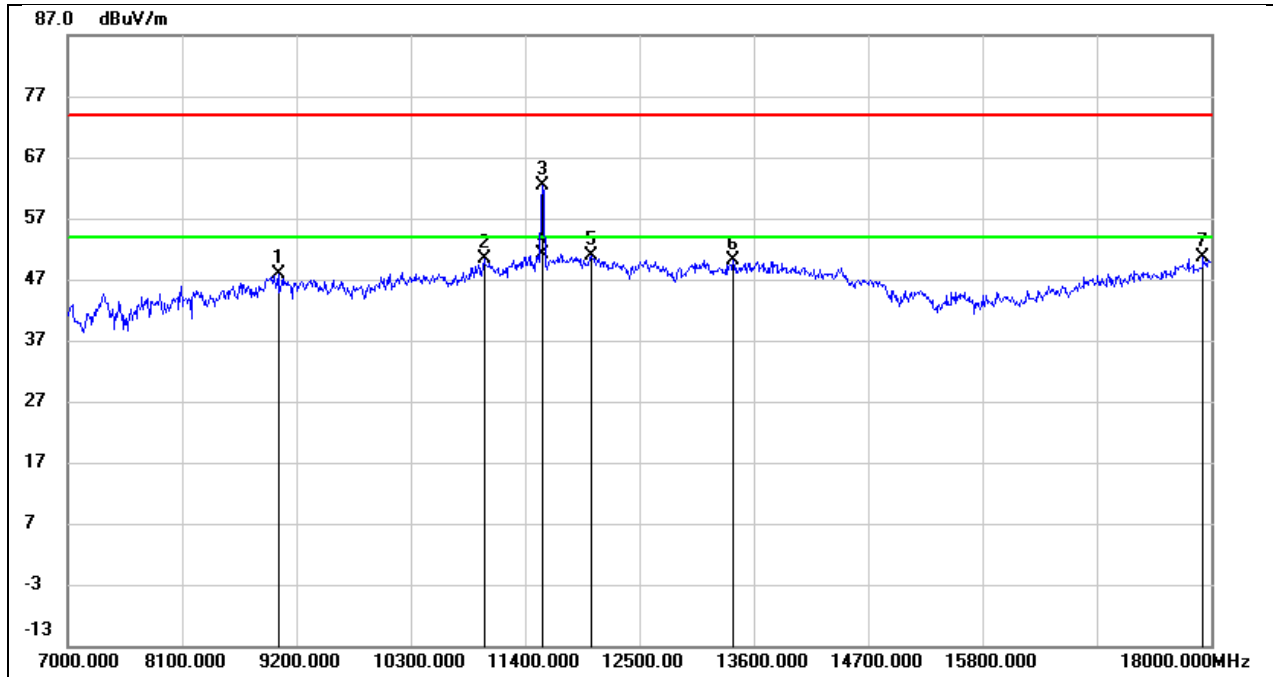
No.	Frequency (MHz)	Reading (dBuV)	Correct (dB/m)	Result (dBuV/m)	Limit (dBuV/m)	Margin (dB)	Remark
1	8980.000	35.96	11.57	47.53	74.00	-26.47	peak
2	11499.000	41.03	16.89	57.92	74.00	-16.08	peak
3	11499.000	29.70	16.89	46.59	54.00	-7.41	AVG
4	11796.000	32.72	17.55	50.27	74.00	-23.73	peak
5	13039.000	31.16	19.28	50.44	74.00	-23.56	peak
6	13523.000	29.12	21.41	50.53	74.00	-23.47	peak
7	17956.000	23.81	26.78	50.59	74.00	-23.41	peak

Test Mode:	802.11a 20	Frequency(MHz):	5785
Polarity:	Horizontal	Test Voltage:	AC 120V_60Hz



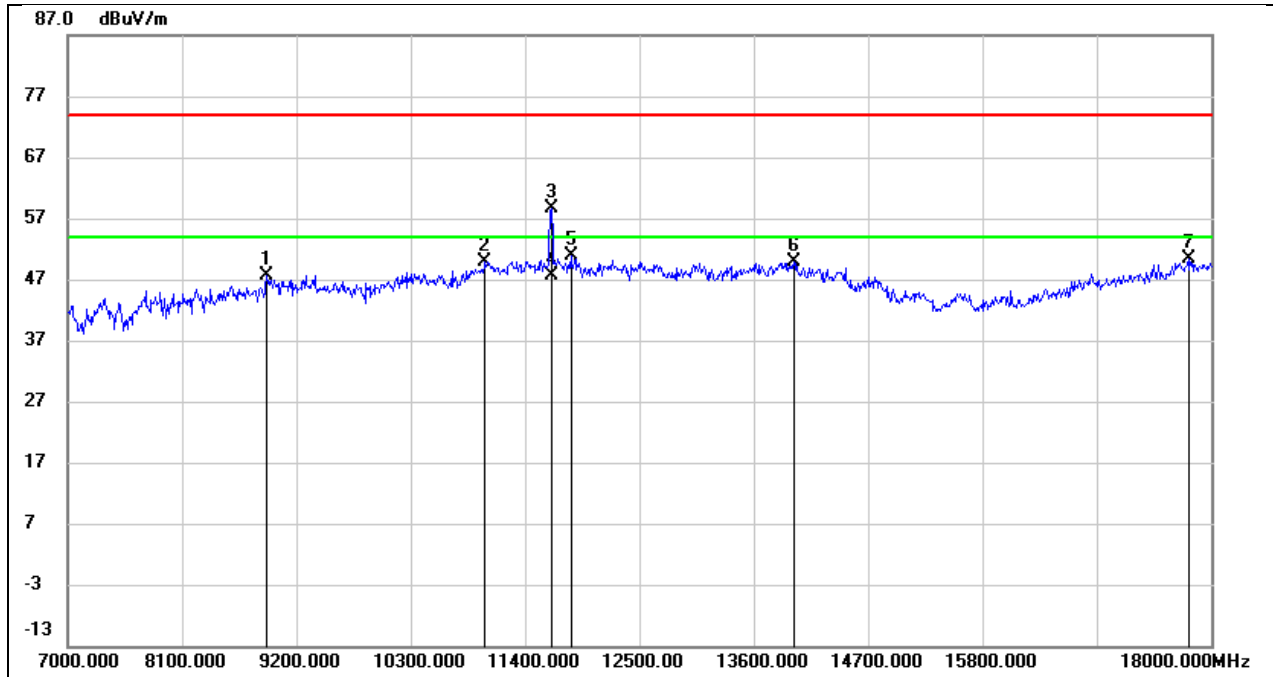
No.	Frequency (MHz)	Reading (dBuV)	Correct (dB/m)	Result (dBuV/m)	Limit (dBuV/m)	Margin (dB)	Remark
1	8958.000	36.25	11.24	47.49	74.00	-26.51	peak
2	11048.000	35.17	14.99	50.16	74.00	-23.84	peak
3	11565.000	39.55	16.97	56.52	74.00	-17.48	peak
4	11565.000	28.76	16.97	45.73	54.00	-8.27	AVG
5	12104.000	32.04	18.59	50.63	74.00	-23.37	peak
6	13358.000	28.46	20.89	49.35	74.00	-24.65	peak
7	17923.000	23.51	26.64	50.15	74.00	-23.85	peak

Test Mode:	802.11a 20	Frequency(MHz):	5785
Polarity:	Vertical	Test Voltage:	AC 120V_60Hz



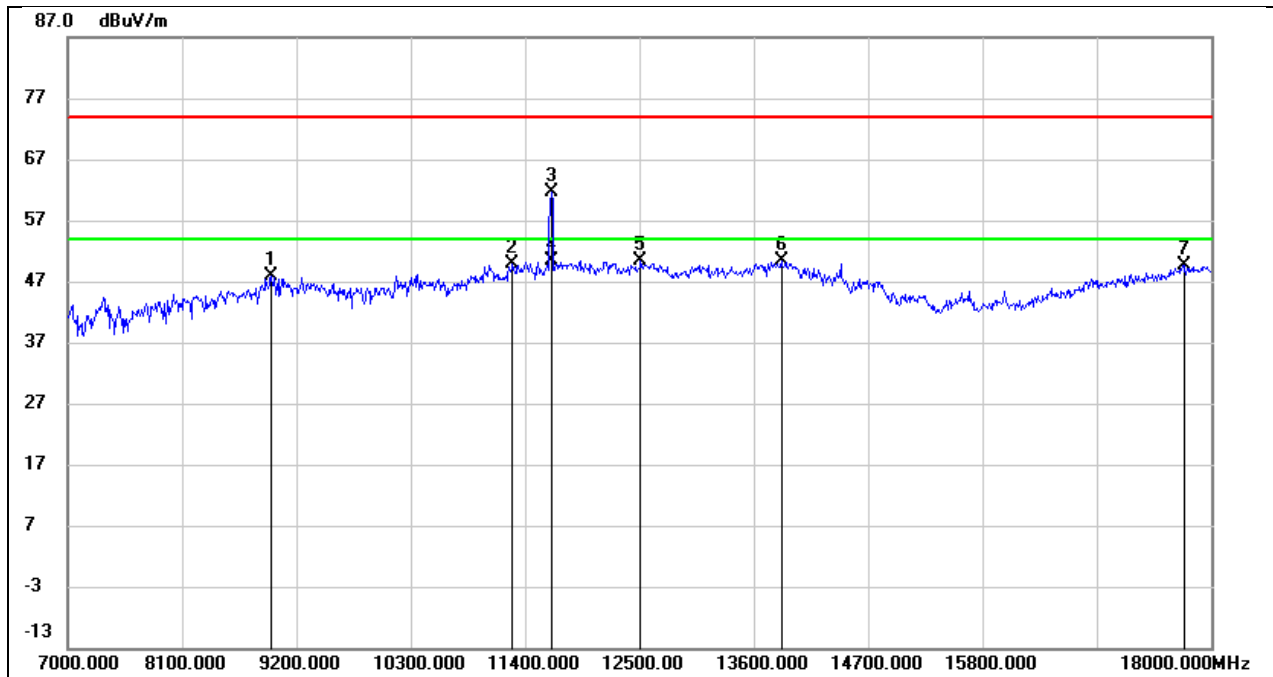
No.	Frequency (MHz)	Reading (dBuV)	Correct (dB/m)	Result (dBuV/m)	Limit (dBuV/m)	Margin (dB)	Remark
1	9024.000	36.27	11.65	47.92	74.00	-26.08	peak
2	11004.000	35.37	14.90	50.27	74.00	-23.73	peak
3	11565.000	45.29	16.97	62.26	74.00	-11.74	peak
4	11565.000	34.26	16.97	51.23	54.00	-2.77	AVG
5	12038.000	32.16	18.60	50.76	74.00	-23.24	peak
6	13402.000	28.94	21.12	50.06	74.00	-23.94	peak
7	17923.000	24.02	26.64	50.66	74.00	-23.34	peak

Test Mode:	802.11a 20	Frequency(MHz):	5825
Polarity:	Horizontal	Test Voltage:	AC 120V_60Hz



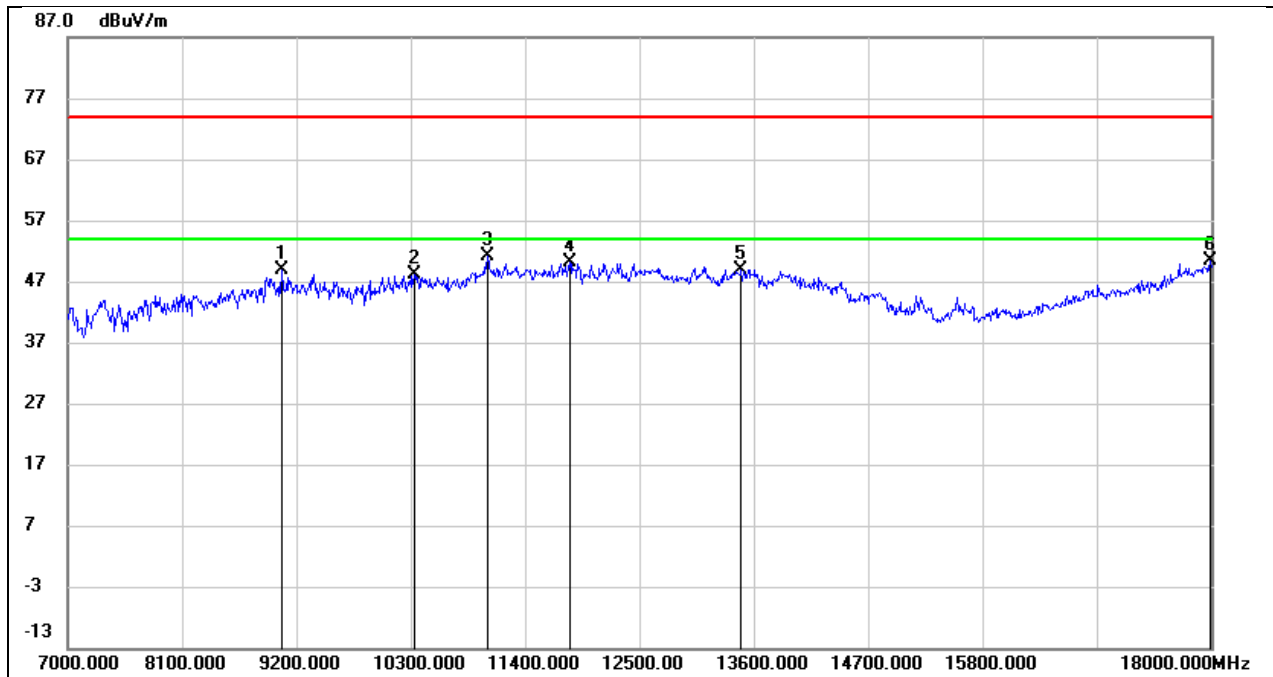
No.	Frequency (MHz)	Reading (dBuV)	Correct (dB/m)	Result (dBuV/m)	Limit (dBuV/m)	Margin (dB)	Remark
1	8914.000	37.11	10.58	47.69	74.00	-26.31	peak
2	11015.000	35.05	14.93	49.98	74.00	-24.02	peak
3	11653.000	41.52	17.16	58.68	74.00	-15.32	peak
4	11653.000	30.39	17.16	47.55	54.00	-6.45	AVG
5	11840.000	33.01	17.76	50.77	74.00	-23.23	peak
6	13985.000	27.27	22.53	49.80	74.00	-24.20	peak
7	17780.000	24.45	25.89	50.34	74.00	-23.66	peak

Test Mode:	802.11a 20	Frequency(MHz):	5825
Polarity:	Vertical	Test Voltage:	AC 120V_60Hz



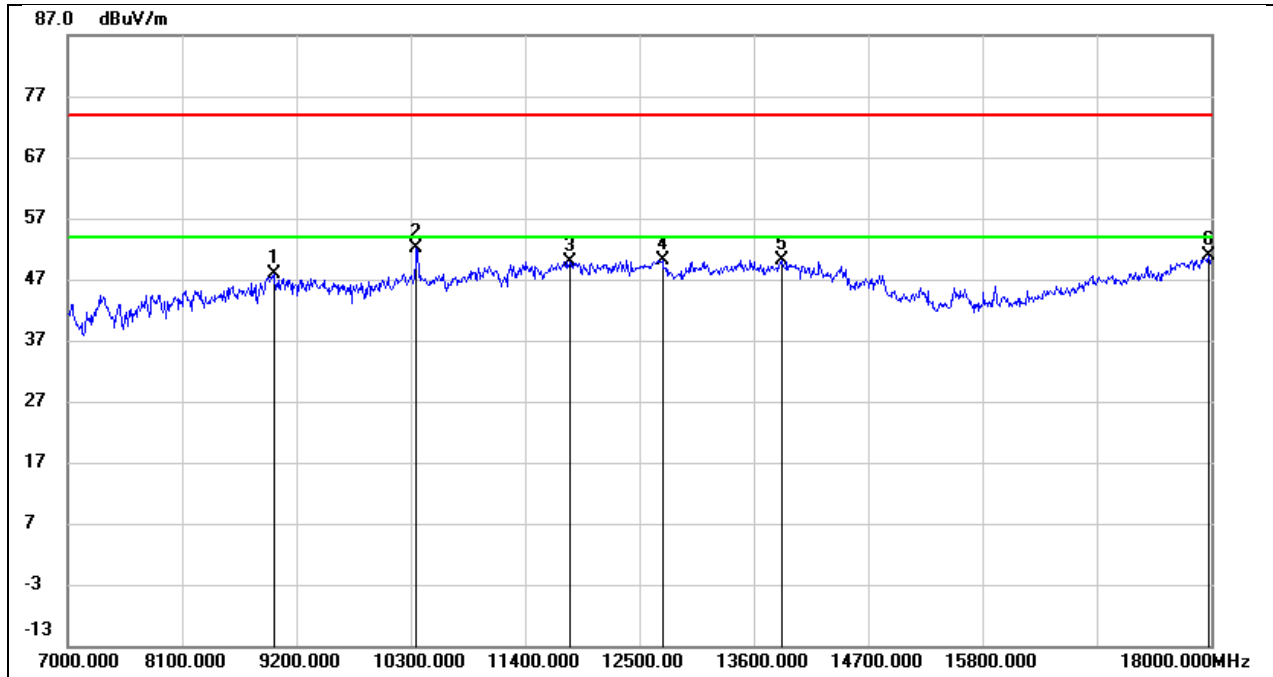
No.	Frequency (MHz)	Reading (dBuV)	Correct (dB/m)	Result (dBuV/m)	Limit (dBuV/m)	Margin (dB)	Remark
1	8958.000	36.55	11.24	47.79	74.00	-26.21	peak
2	11279.000	34.15	15.83	49.98	74.00	-24.02	peak
3	11653.000	44.54	17.16	61.70	74.00	-12.30	peak
4	11653.000	33.32	17.16	50.48	54.00	-3.52	AVG
5	12511.000	31.73	18.54	50.27	74.00	-23.73	peak
6	13864.000	27.93	22.45	50.38	74.00	-23.62	peak
7	17736.000	24.28	25.39	49.67	74.00	-24.33	peak

Test Mode:	802.11ac VHT20	Frequency(MHz):	5180
Polarity:	Horizontal	Test Voltage:	AC 120V_60Hz



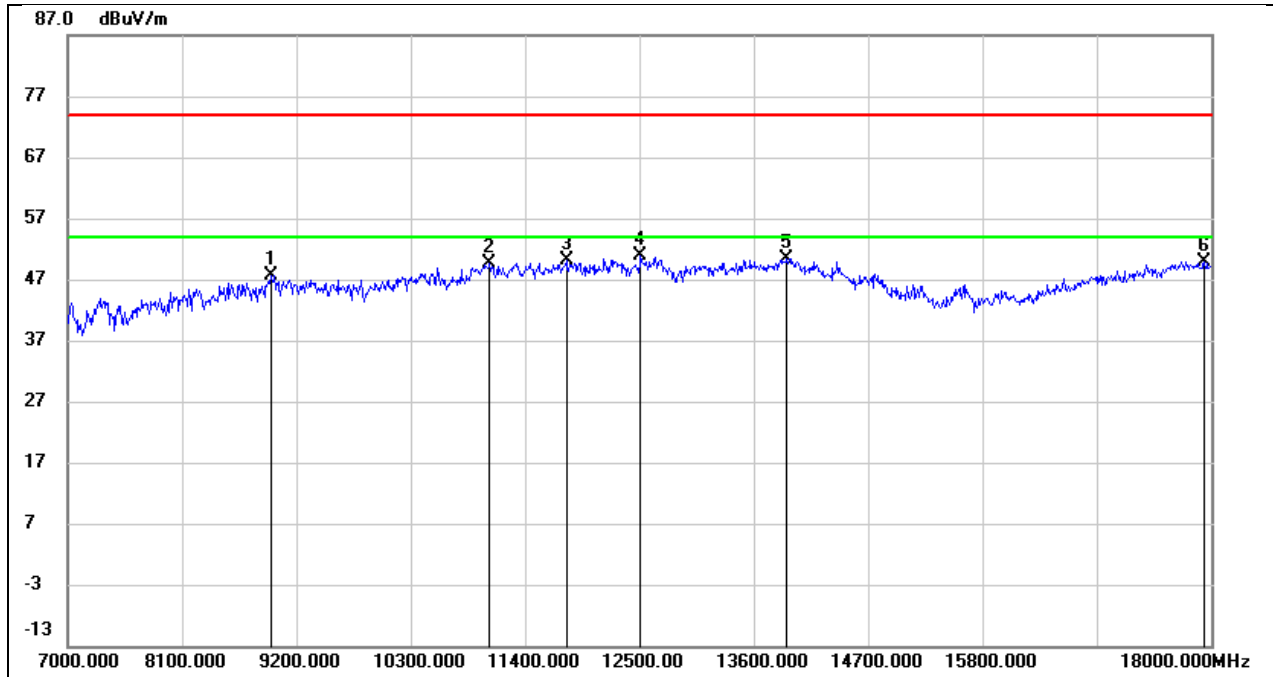
No.	Frequency (MHz)	Reading (dBuV)	Correct (dB/m)	Result (dBuV/m)	Limit (dBuV/m)	Margin (dB)	Remark
1	9057.000	37.49	11.35	48.84	74.00	-25.16	peak
2	10333.000	35.12	12.93	48.05	74.00	-25.95	peak
3	11037.000	36.11	14.98	51.09	74.00	-22.91	peak
4	11829.000	32.47	17.71	50.18	74.00	-23.82	peak
5	13479.000	27.60	21.34	48.94	74.00	-25.06	peak
6	17989.000	23.39	26.92	50.31	74.00	-23.69	peak

Test Mode:	802.11ac VHT20	Frequency(MHz):	5180
Polarity:	Vertical	Test Voltage:	AC 120V_60Hz



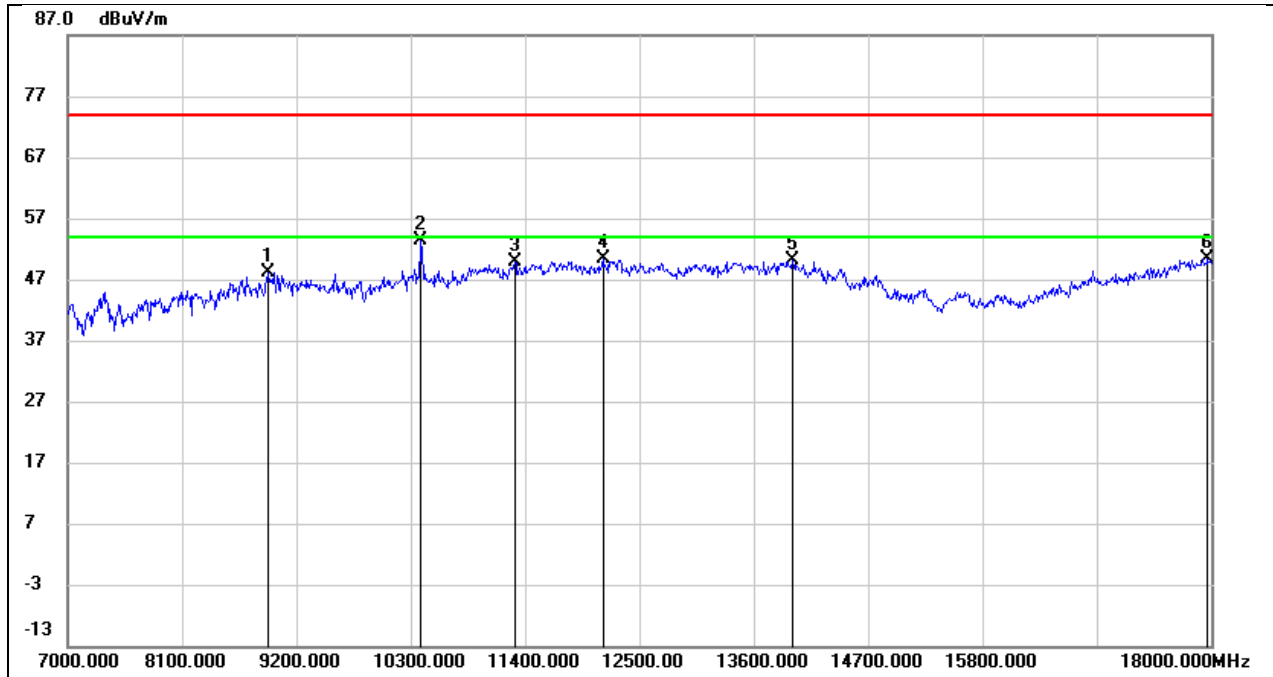
No.	Frequency (MHz)	Reading (dBuV)	Correct (dB/m)	Result (dBuV/m)	Limit (dBuV/m)	Margin (dB)	Remark
1	8980.000	36.32	11.57	47.89	74.00	-26.11	peak
2	10355.000	39.06	13.03	52.09	74.00	-21.91	peak
3	11829.000	32.28	17.71	49.99	74.00	-24.01	peak
4	12720.000	31.61	18.61	50.22	74.00	-23.78	peak
5	13864.000	27.56	22.45	50.01	74.00	-23.99	peak
6	17978.000	23.89	26.88	50.77	74.00	-23.23	peak

Test Mode:	802.11ac VHT20	Frequency(MHz):	5200
Polarity:	Horizontal	Test Voltage:	AC 120V_60Hz



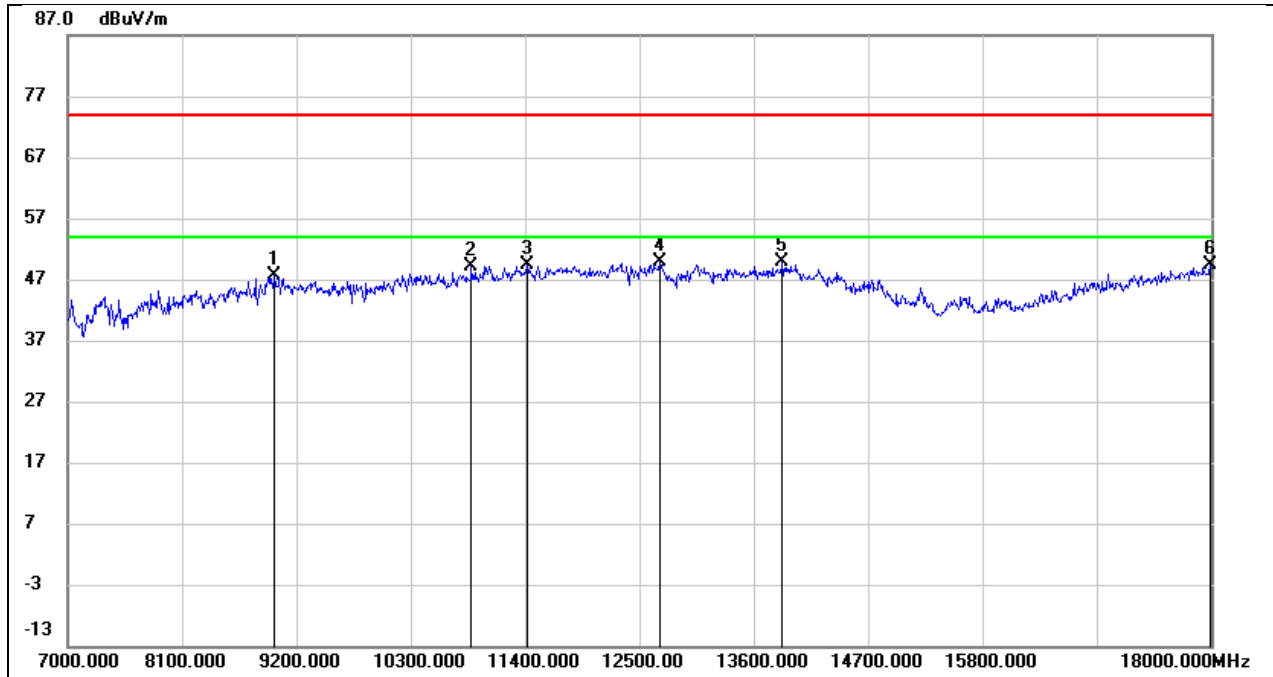
No.	Frequency (MHz)	Reading (dBuV)	Correct (dB/m)	Result (dBuV/m)	Limit (dBuV/m)	Margin (dB)	Remark
1	8958.000	36.49	11.24	47.73	74.00	-26.27	peak
2	11059.000	34.60	15.02	49.62	74.00	-24.38	peak
3	11796.000	32.49	17.55	50.04	74.00	-23.96	peak
4	12511.000	32.39	18.54	50.93	74.00	-23.07	peak
5	13919.000	27.98	22.49	50.47	74.00	-23.53	peak
6	17934.000	23.20	26.69	49.89	74.00	-24.11	peak

Test Mode:	802.11ac VHT20	Frequency(MHz):	5200
Polarity:	Vertical	Test Voltage:	AC 120V_60Hz



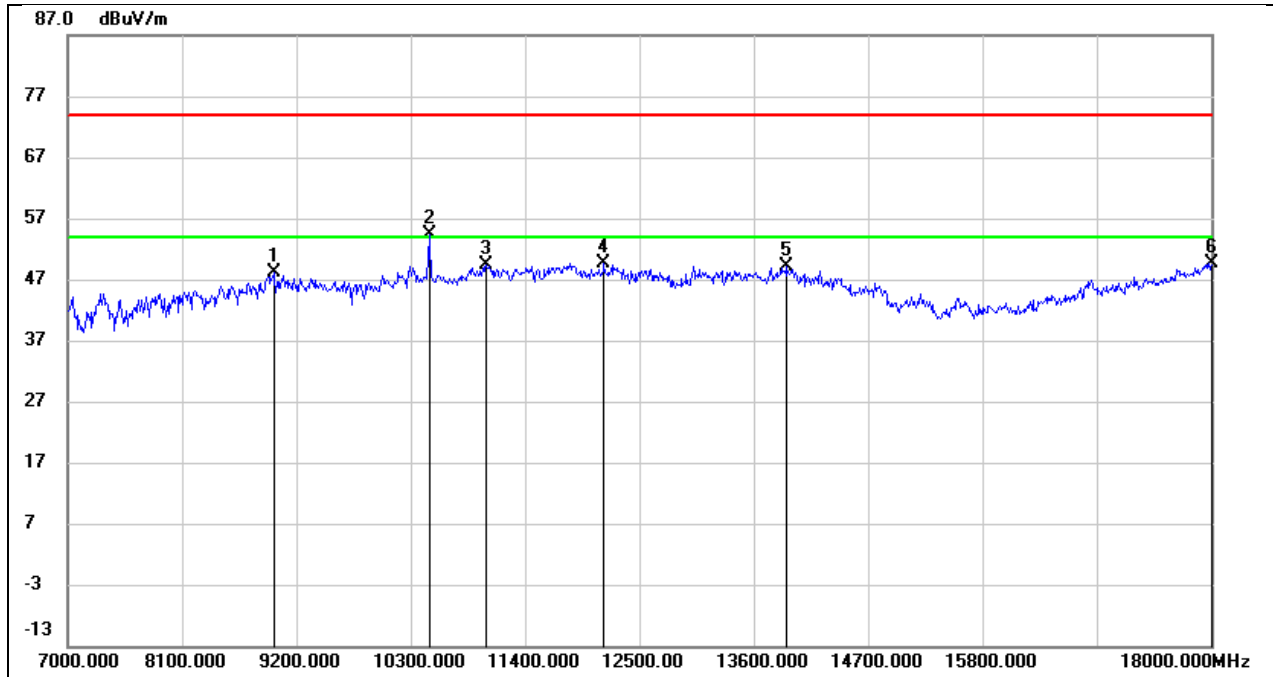
No.	Frequency (MHz)	Reading (dBuV)	Correct (dB/m)	Result (dBuV/m)	Limit (dBuV/m)	Margin (dB)	Remark
1	8925.000	37.47	10.75	48.22	74.00	-25.78	peak
2	10399.000	40.14	13.23	53.37	74.00	-20.63	peak
3	11301.000	33.92	15.96	49.88	74.00	-24.12	peak
4	12148.000	31.70	18.59	50.29	74.00	-23.71	peak
5	13974.000	27.63	22.53	50.16	74.00	-23.84	peak
6	17967.000	23.65	26.83	50.48	74.00	-23.52	peak

Test Mode:	802.11ac VHT20	Frequency(MHz):	5240
Polarity:	Horizontal	Test Voltage:	AC 120V_60Hz



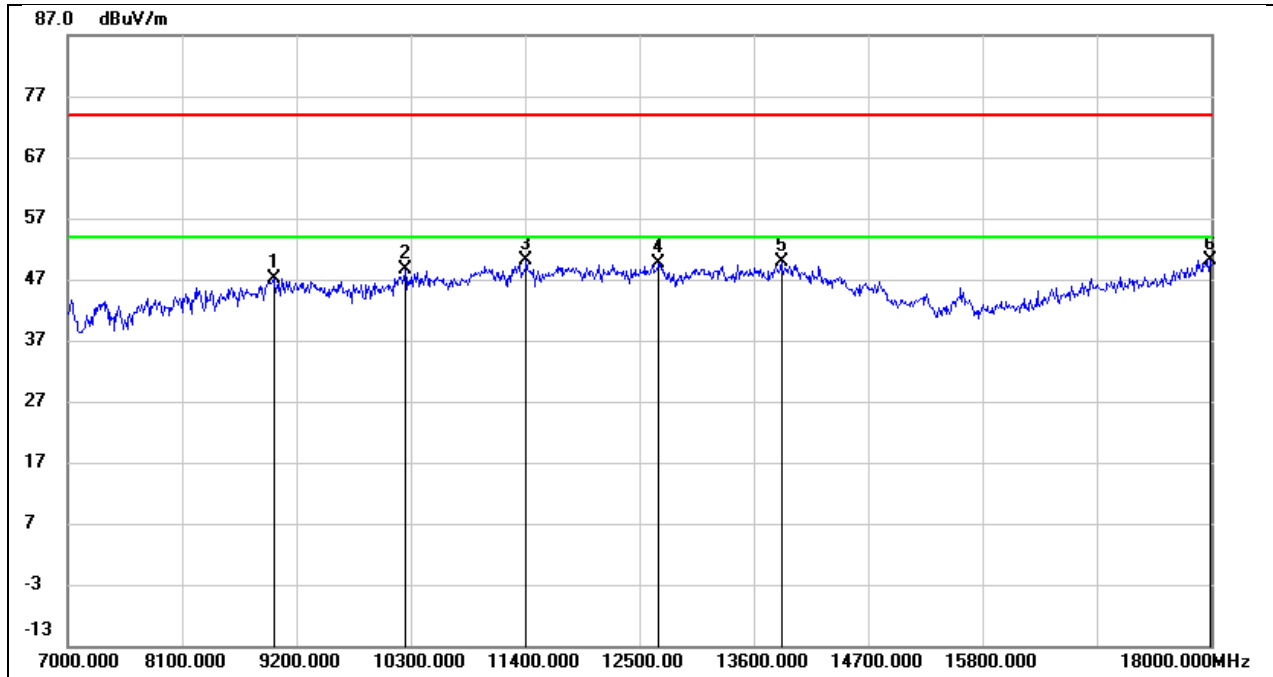
No.	Frequency (MHz)	Reading (dBuV)	Correct (dB/m)	Result (dBuV/m)	Limit (dBuV/m)	Margin (dB)	Remark
1	8991.000	35.85	11.73	47.58	74.00	-26.42	peak
2	10883.000	34.85	14.28	49.13	74.00	-24.87	peak
3	11422.000	32.63	16.64	49.27	74.00	-24.73	peak
4	12698.000	31.20	18.56	49.76	74.00	-24.24	peak
5	13875.000	27.48	22.46	49.94	74.00	-24.06	peak
6	17989.000	22.36	26.92	49.28	74.00	-24.72	peak

Test Mode:	802.11ac VHT20	Frequency(MHz):	5240
Polarity:	Vertical	Test Voltage:	AC 120V_60Hz



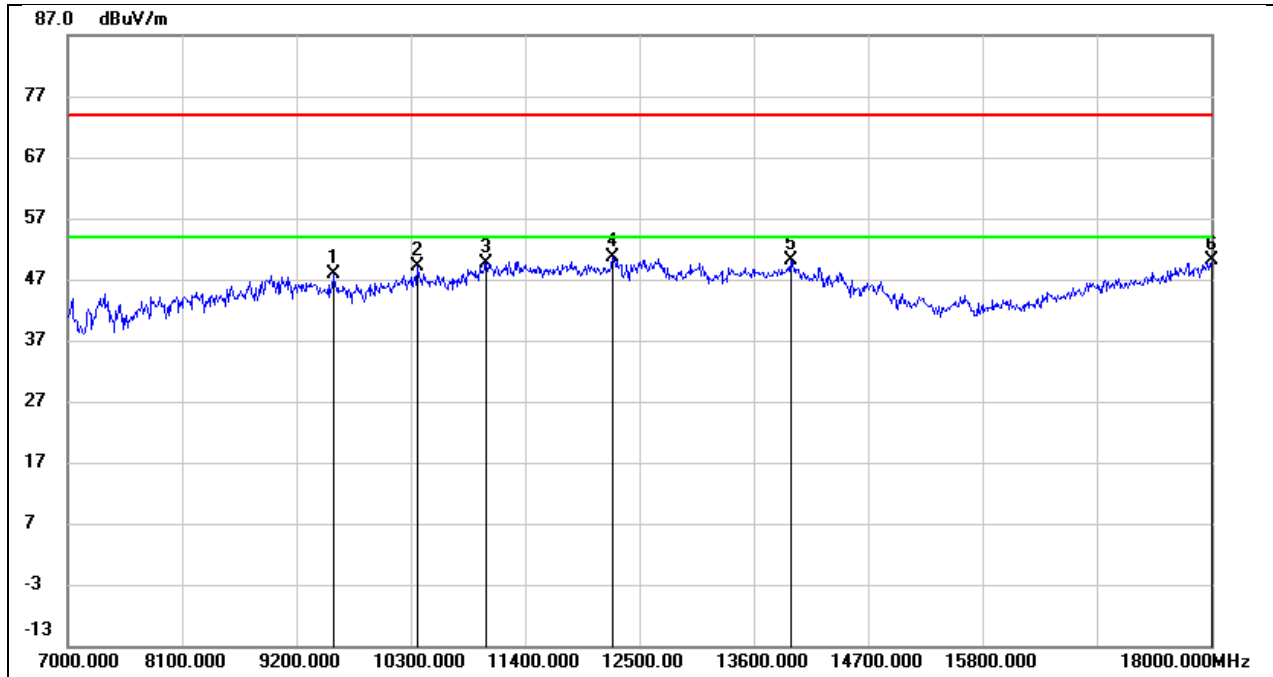
No.	Frequency (MHz)	Reading (dBuV)	Correct (dB/m)	Result (dBuV/m)	Limit (dBuV/m)	Margin (dB)	Remark
1	8980.000	36.67	11.57	48.24	74.00	-25.76	peak
2	10476.000	40.95	13.44	54.39	74.00	-19.61	peak
3	11026.000	34.46	14.95	49.41	74.00	-24.59	peak
4	12159.000	31.12	18.58	49.70	74.00	-24.30	peak
5	13919.000	26.75	22.49	49.24	74.00	-24.76	peak
6	18000.000	22.68	26.97	49.65	74.00	-24.35	peak

Test Mode:	802.11ac VHT20	Frequency(MHz):	5260
Polarity:	Horizontal	Test Voltage:	AC 120V_60Hz



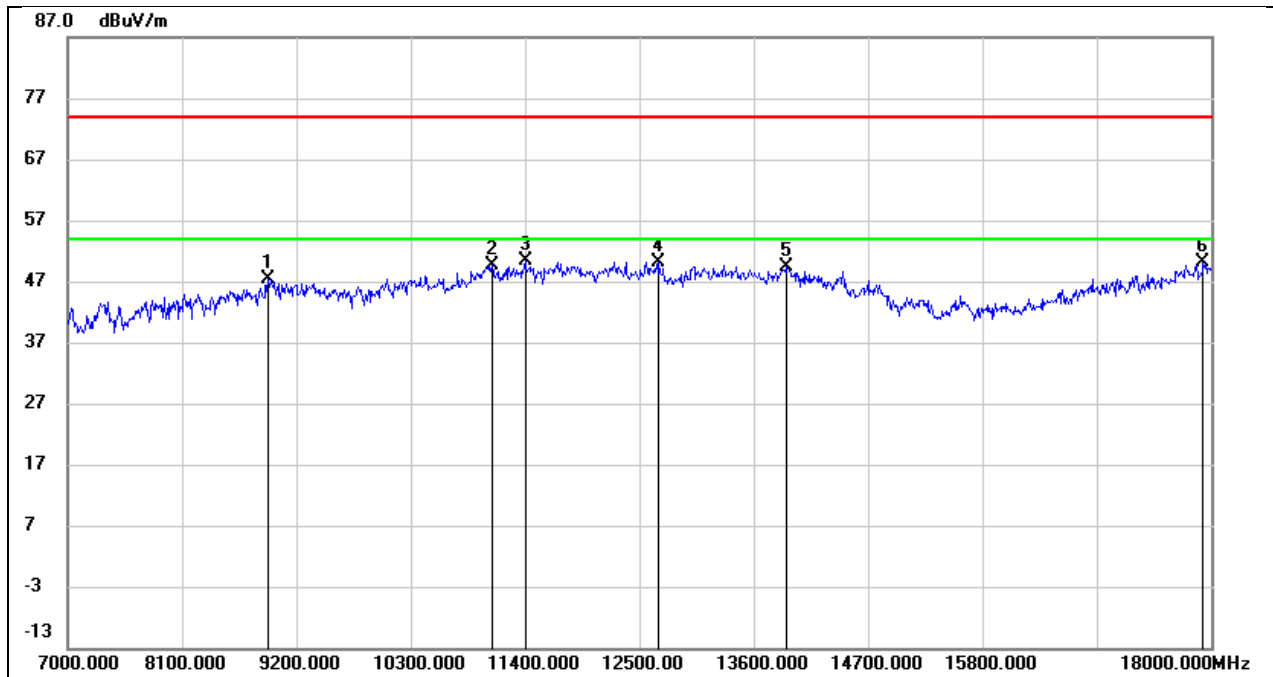
No.	Frequency (MHz)	Reading (dBuV)	Correct (dB/m)	Result (dBuV/m)	Limit (dBuV/m)	Margin (dB)	Remark
1	8980.000	35.58	11.57	47.15	74.00	-26.85	peak
2	10245.000	36.07	12.54	48.61	74.00	-25.39	peak
3	11411.000	33.52	16.60	50.12	74.00	-23.88	peak
4	12687.000	31.17	18.53	49.70	74.00	-24.30	peak
5	13864.000	27.31	22.45	49.76	74.00	-24.24	peak
6	17989.000	23.31	26.92	50.23	74.00	-23.77	peak

Test Mode:	802.11ac VHT20	Frequency(MHz):	5260
Polarity:	Vertical	Test Voltage:	AC 120V_60Hz



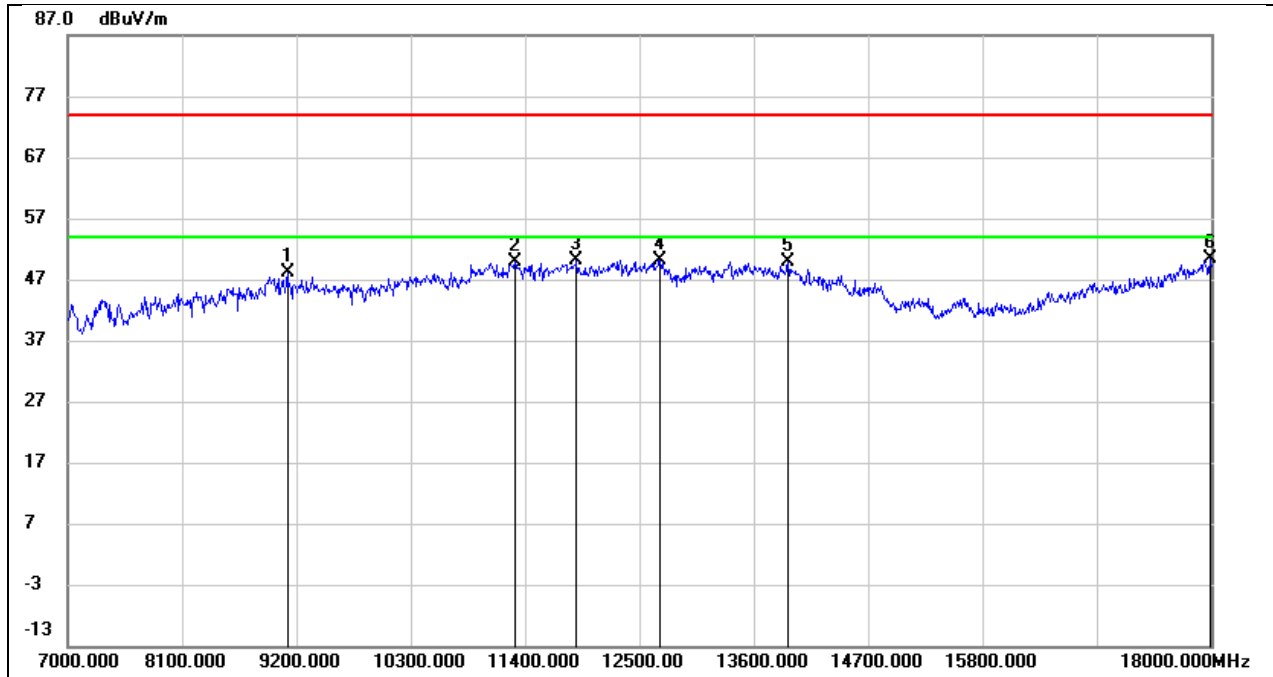
No.	Frequency (MHz)	Reading (dBuV)	Correct (dB/m)	Result (dBuV/m)	Limit (dBuV/m)	Margin (dB)	Remark
1	9552.000	36.83	10.94	47.77	74.00	-26.23	peak
2	10366.000	36.01	13.08	49.09	74.00	-24.91	peak
3	11026.000	34.68	14.95	49.63	74.00	-24.37	peak
4	12236.000	31.96	18.66	50.62	74.00	-23.38	peak
5	13952.000	27.63	22.51	50.14	74.00	-23.86	peak
6	18000.000	23.05	26.97	50.02	74.00	-23.98	peak

Test Mode:	802.11ac VHT20	Frequency(MHz):	5280
Polarity:	Horizontal	Test Voltage:	AC 120V_60Hz



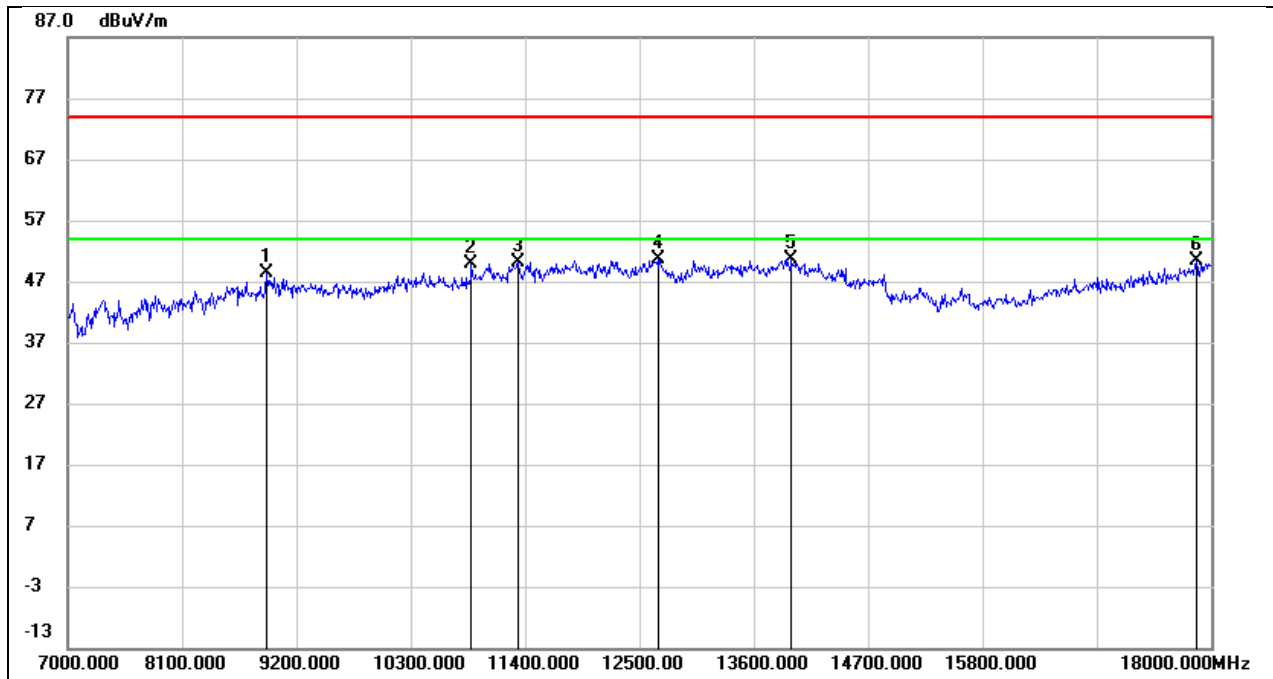
No.	Frequency (MHz)	Reading (dBuV)	Correct (dB/m)	Result (dBuV/m)	Limit (dBuV/m)	Margin (dB)	Remark
1	8925.000	36.54	10.75	47.29	74.00	-26.71	peak
2	11081.000	34.51	15.08	49.59	74.00	-24.41	peak
3	11400.000	33.84	16.57	50.41	74.00	-23.59	peak
4	12687.000	31.66	18.53	50.19	74.00	-23.81	peak
5	13919.000	26.93	22.49	49.42	74.00	-24.58	peak
6	17923.000	23.49	26.64	50.13	74.00	-23.87	peak

Test Mode:	802.11ac VHT20	Frequency(MHz):	5280
Polarity:	Vertical	Test Voltage:	AC 120V_60Hz



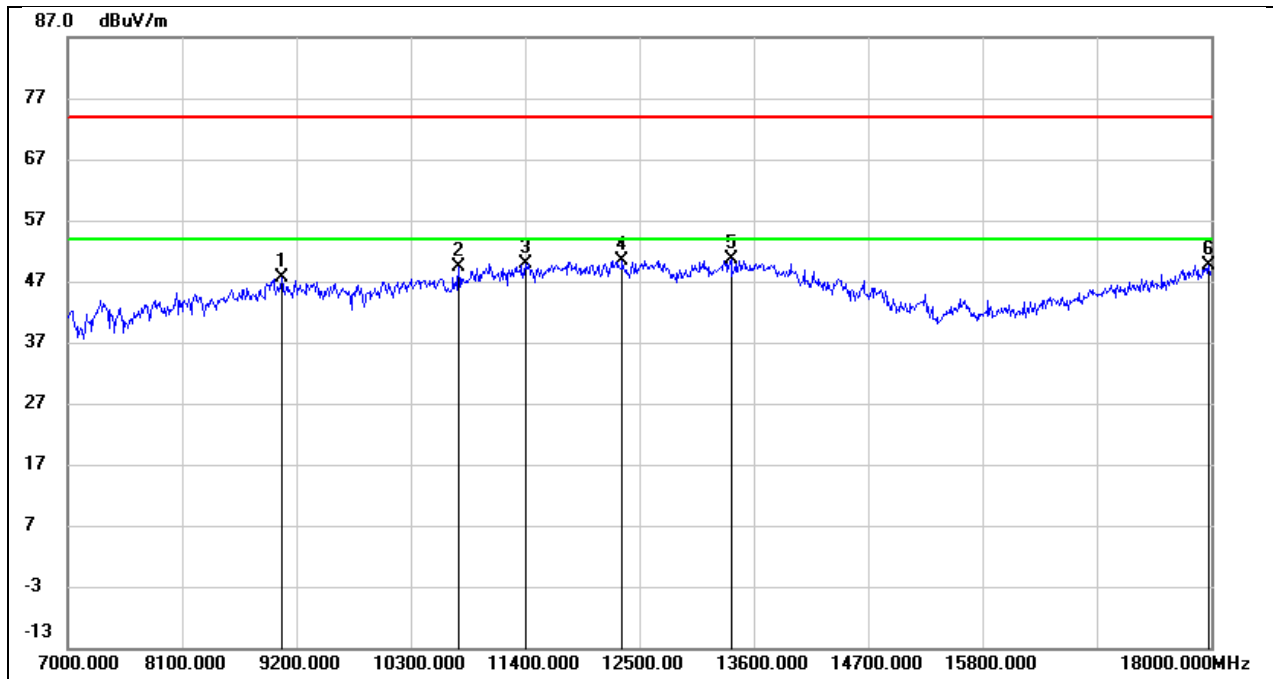
No.	Frequency (MHz)	Reading (dBuV)	Correct (dB/m)	Result (dBuV/m)	Limit (dBuV/m)	Margin (dB)	Remark
1	9112.000	37.32	10.85	48.17	74.00	-25.83	peak
2	11301.000	33.96	15.96	49.92	74.00	-24.08	peak
3	11895.000	32.07	18.05	50.12	74.00	-23.88	peak
4	12698.000	31.56	18.56	50.12	74.00	-23.88	peak
5	13930.000	27.31	22.50	49.81	74.00	-24.19	peak
6	17989.000	23.42	26.92	50.34	74.00	-23.66	peak

Test Mode:	802.11ac VHT20	Frequency(MHz):	5320
Polarity:	Horizontal	Test Voltage:	AC 120V_60Hz



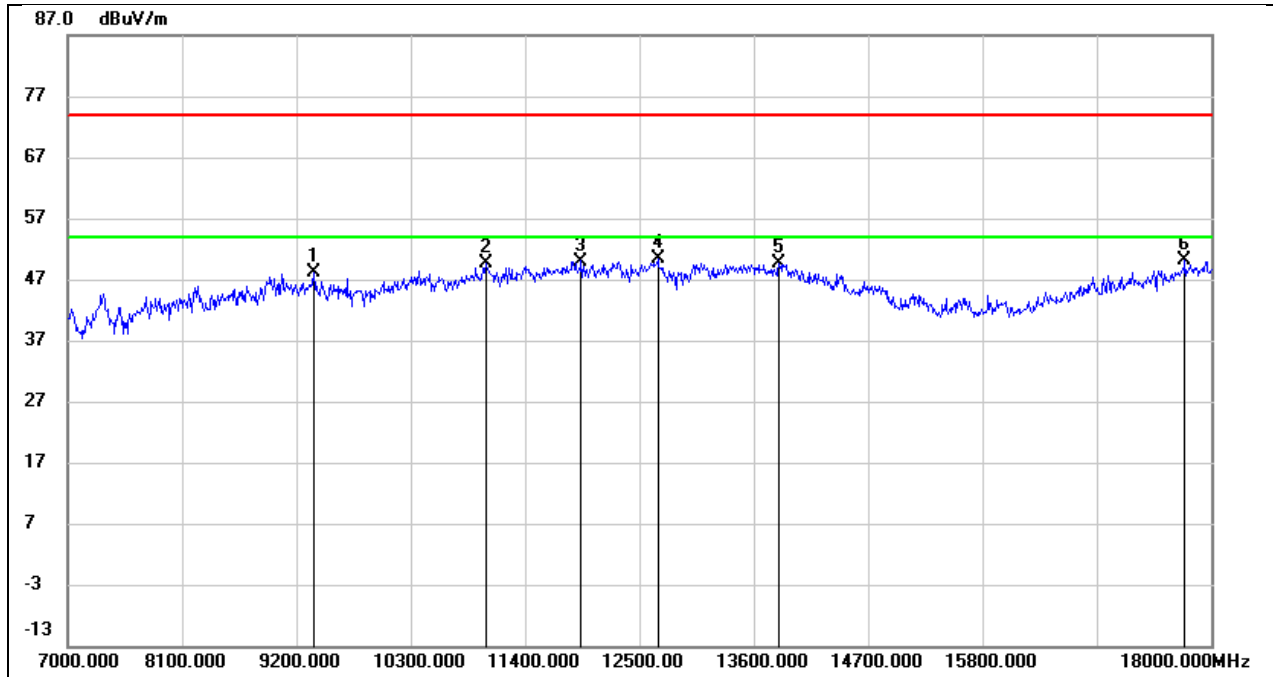
No.	Frequency (MHz)	Reading (dBuV)	Correct (dB/m)	Result (dBuV/m)	Limit (dBuV/m)	Margin (dB)	Remark
1	8914.000	37.70	10.58	48.28	74.00	-25.72	peak
2	10883.000	35.58	14.28	49.86	74.00	-24.14	peak
3	11334.000	34.02	16.16	50.18	74.00	-23.82	peak
4	12676.000	32.15	18.50	50.65	74.00	-23.35	peak
5	13963.000	28.18	22.51	50.69	74.00	-23.31	peak
6	17857.000	24.10	26.36	50.46	74.00	-23.54	peak

Test Mode:	802.11ac VHT20	Frequency(MHz):	5320
Polarity:	Vertical	Test Voltage:	AC 120V_60Hz



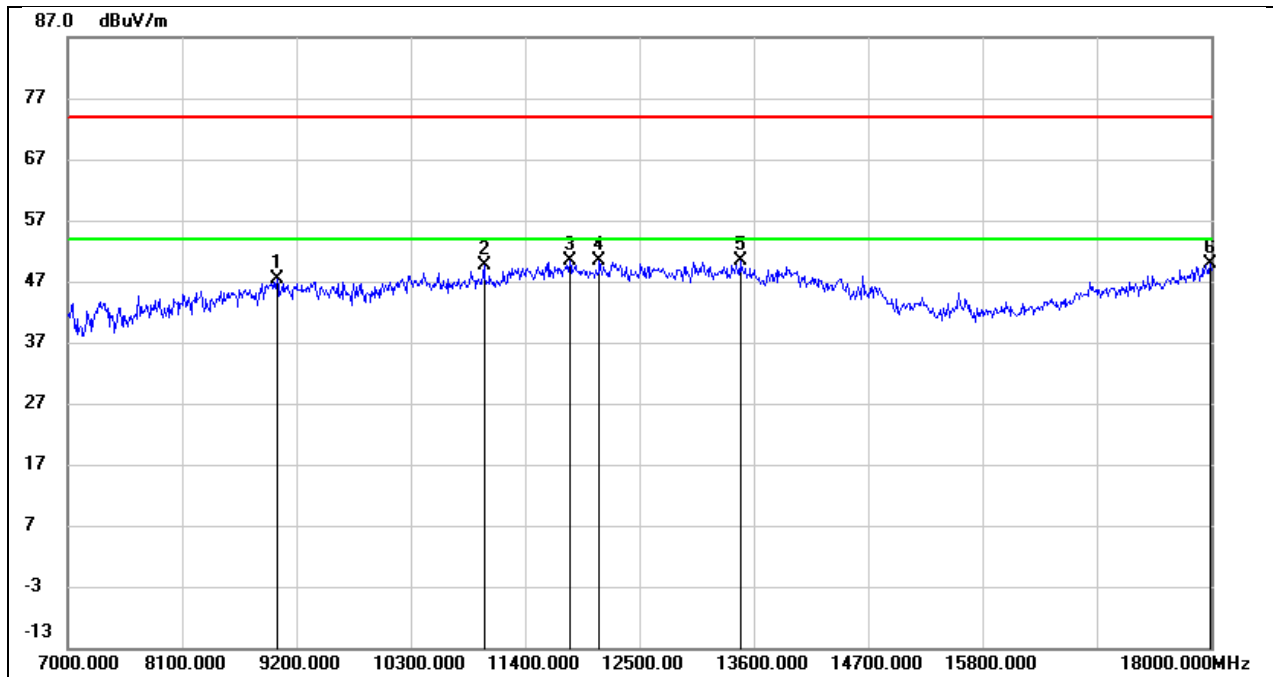
No.	Frequency (MHz)	Reading (dBuV)	Correct (dB/m)	Result (dBuV/m)	Limit (dBuV/m)	Margin (dB)	Remark
1	9057.000	36.28	11.35	47.63	74.00	-26.37	peak
2	10762.000	35.51	13.83	49.34	74.00	-24.66	peak
3	11400.000	33.31	16.57	49.88	74.00	-24.12	peak
4	12335.000	31.50	18.86	50.36	74.00	-23.64	peak
5	13380.000	29.68	21.01	50.69	74.00	-23.31	peak
6	17978.000	22.85	26.88	49.73	74.00	-24.27	peak

Test Mode:	802.11ac VHT20	Frequency(MHz):	5500
Polarity:	Horizontal	Test Voltage:	AC 120V_60Hz



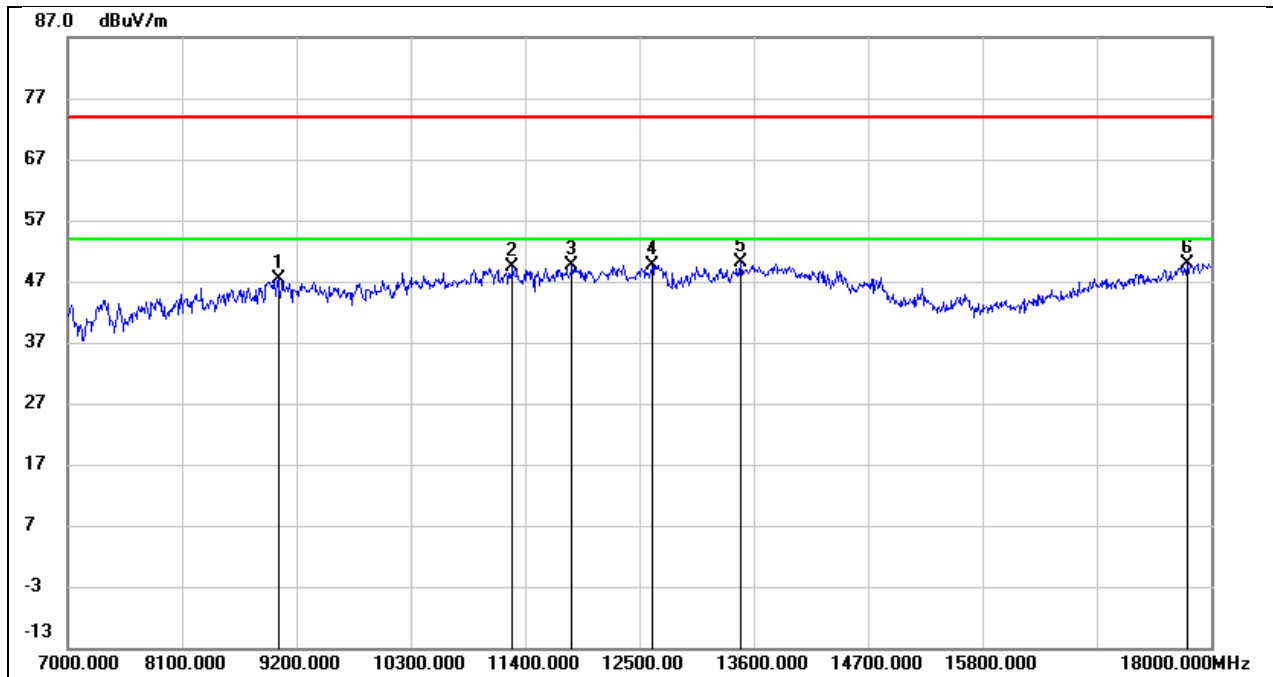
No.	Frequency (MHz)	Reading (dBuV)	Correct (dB/m)	Result (dBuV/m)	Limit (dBuV/m)	Margin (dB)	Remark
1	9365.000	37.54	10.55	48.09	74.00	-25.91	peak
2	11026.000	34.79	14.95	49.74	74.00	-24.26	peak
3	11939.000	31.72	18.28	50.00	74.00	-24.00	peak
4	12676.000	31.97	18.50	50.47	74.00	-23.53	peak
5	13842.000	27.19	22.44	49.63	74.00	-24.37	peak
6	17747.000	24.54	25.52	50.06	74.00	-23.94	peak

Test Mode:	802.11ac VHT20	Frequency(MHz):	5500
Polarity:	Vertical	Test Voltage:	AC 120V_60Hz



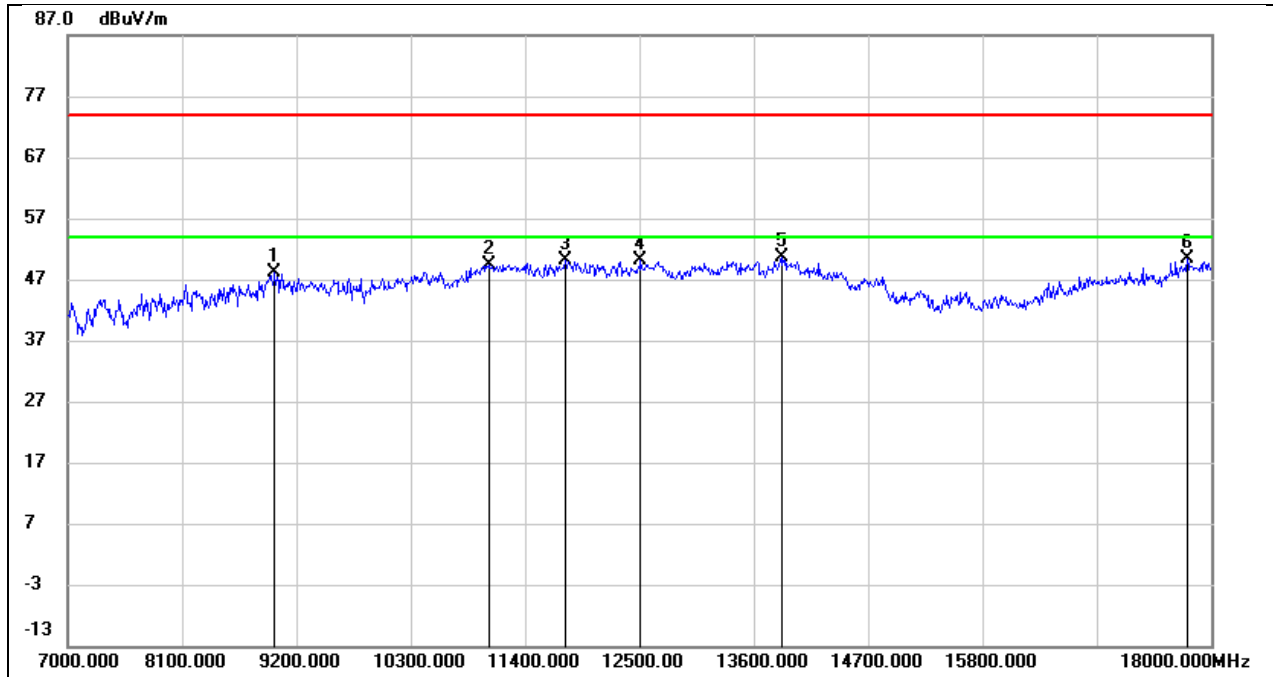
No.	Frequency (MHz)	Reading (dBuV)	Correct (dB/m)	Result (dBuV/m)	Limit (dBuV/m)	Margin (dB)	Remark
1	9013.000	35.65	11.75	47.40	74.00	-26.60	peak
2	11004.000	34.61	14.90	49.51	74.00	-24.49	peak
3	11829.000	32.77	17.71	50.48	74.00	-23.52	peak
4	12115.000	31.76	18.59	50.35	74.00	-23.65	peak
5	13468.000	28.98	21.31	50.29	74.00	-23.71	peak
6	17989.000	22.89	26.92	49.81	74.00	-24.19	peak

Test Mode:	802.11ac VHT20	Frequency(MHz):	5580
Polarity:	Horizontal	Test Voltage:	AC 120V_60Hz



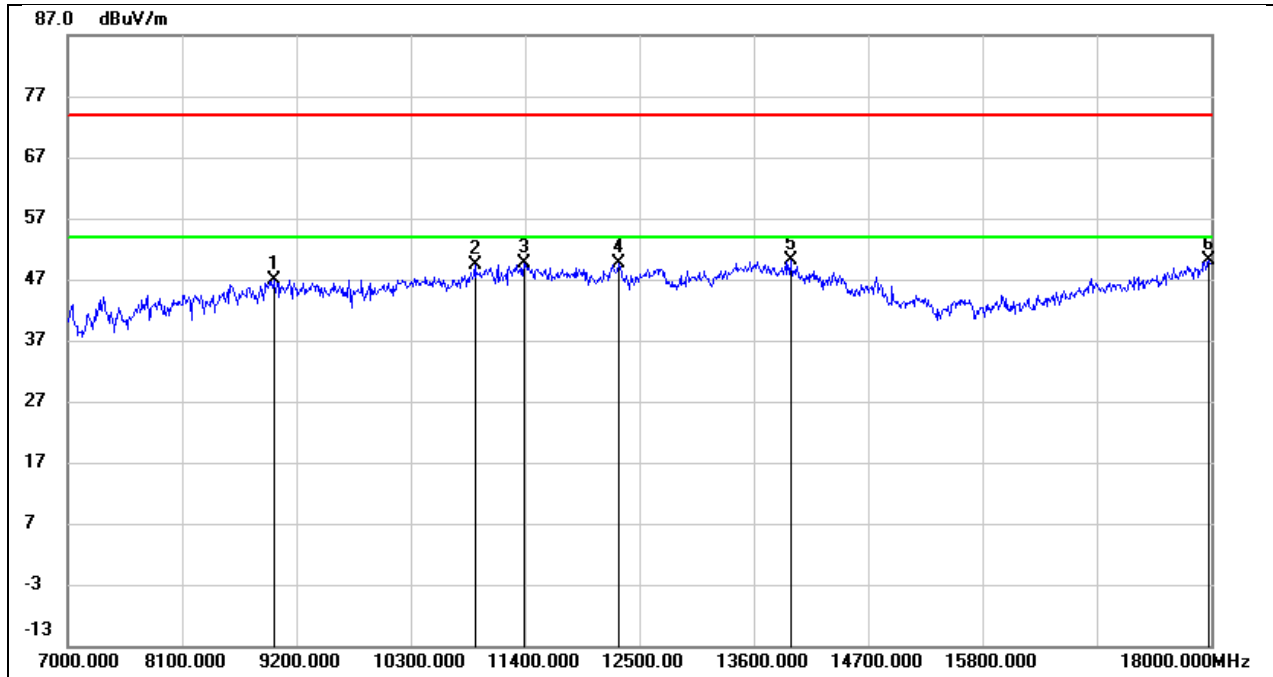
No.	Frequency (MHz)	Reading (dBuV)	Correct (dB/m)	Result (dBuV/m)	Limit (dBuV/m)	Margin (dB)	Remark
1	9024.000	35.68	11.65	47.33	74.00	-26.67	peak
2	11279.000	33.52	15.83	49.35	74.00	-24.65	peak
3	11851.000	31.88	17.83	49.71	74.00	-24.29	peak
4	12621.000	31.30	18.38	49.68	74.00	-24.32	peak
5	13468.000	28.72	21.31	50.03	74.00	-23.97	peak
6	17769.000	24.17	25.76	49.93	74.00	-24.07	peak

Test Mode:	802.11ac VHT20	Frequency(MHz):	5580
Polarity:	Vertical	Test Voltage:	AC 120V_60Hz



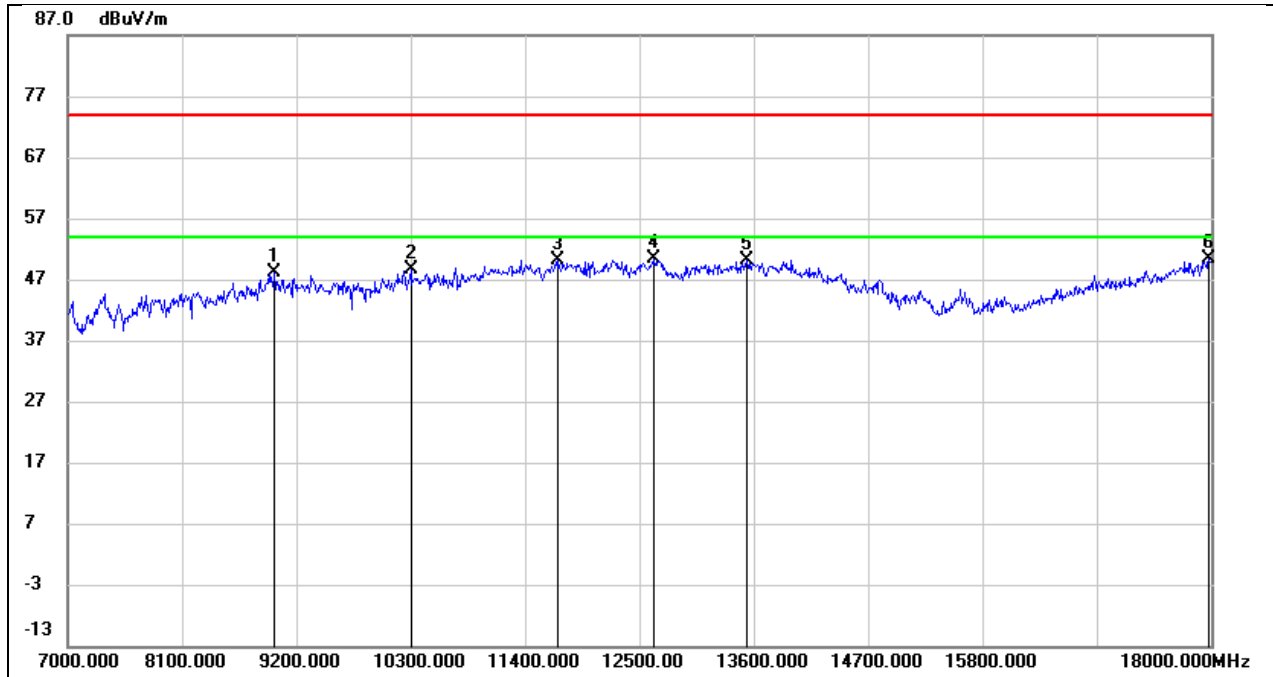
No.	Frequency (MHz)	Reading (dBuV)	Correct (dB/m)	Result (dBuV/m)	Limit (dBuV/m)	Margin (dB)	Remark
1	8991.000	36.46	11.73	48.19	74.00	-25.81	peak
2	11059.000	34.42	15.02	49.44	74.00	-24.56	peak
3	11785.000	32.72	17.52	50.24	74.00	-23.76	peak
4	12511.000	31.53	18.54	50.07	74.00	-23.93	peak
5	13864.000	28.11	22.45	50.56	74.00	-23.44	peak
6	17769.000	24.64	25.76	50.40	74.00	-23.60	peak

Test Mode:	802.11ac VHT20	Frequency(MHz):	5700
Polarity:	Horizontal	Test Voltage:	AC 120V_60Hz



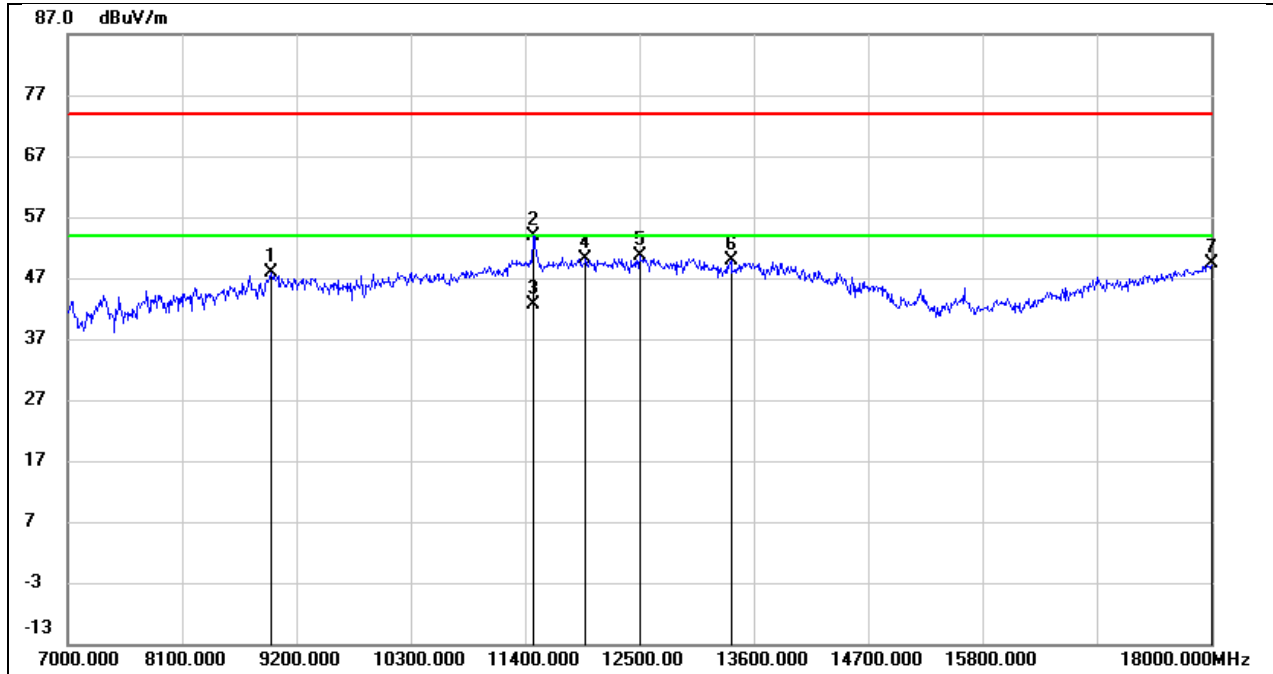
No.	Frequency (MHz)	Reading (dBuV)	Correct (dB/m)	Result (dBuV/m)	Limit (dBuV/m)	Margin (dB)	Remark
1	8991.000	35.22	11.73	46.95	74.00	-27.05	peak
2	10916.000	34.87	14.45	49.32	74.00	-24.68	peak
3	11389.000	33.20	16.51	49.71	74.00	-24.29	peak
4	12302.000	30.77	18.79	49.56	74.00	-24.44	peak
5	13952.000	27.60	22.51	50.11	74.00	-23.89	peak
6	17978.000	23.26	26.88	50.14	74.00	-23.86	peak

Test Mode:	802.11ac VHT20	Frequency(MHz):	5700
Polarity:	Vertical	Test Voltage:	AC 120V_60Hz



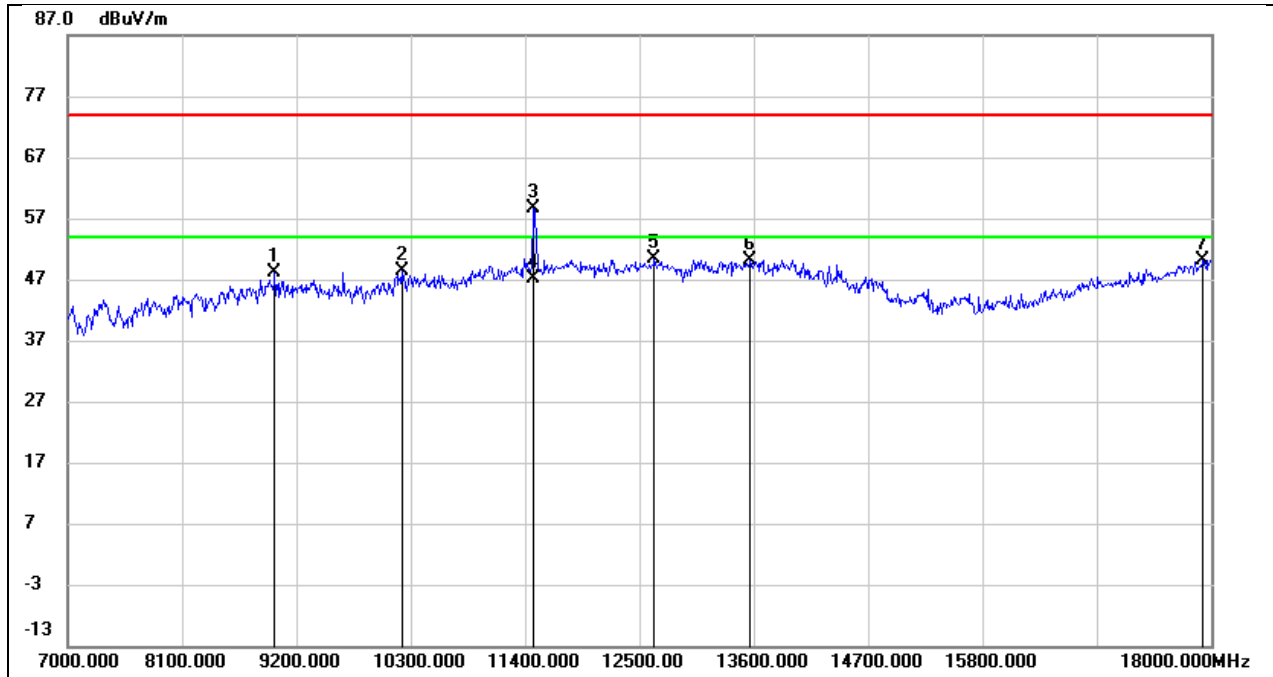
No.	Frequency (MHz)	Reading (dBuV)	Correct (dB/m)	Result (dBuV/m)	Limit (dBuV/m)	Margin (dB)	Remark
1	8991.000	36.38	11.73	48.11	74.00	-25.89	peak
2	10300.000	35.86	12.78	48.64	74.00	-25.36	peak
3	11719.000	32.74	17.34	50.08	74.00	-23.92	peak
4	12643.000	31.89	18.43	50.32	74.00	-23.68	peak
5	13534.000	28.70	21.41	50.11	74.00	-23.89	peak
6	17978.000	23.59	26.88	50.47	74.00	-23.53	peak

Test Mode:	802.11ac VHT20	Frequency(MHz):	5745
Polarity:	Horizontal	Test Voltage:	AC 120V_60Hz



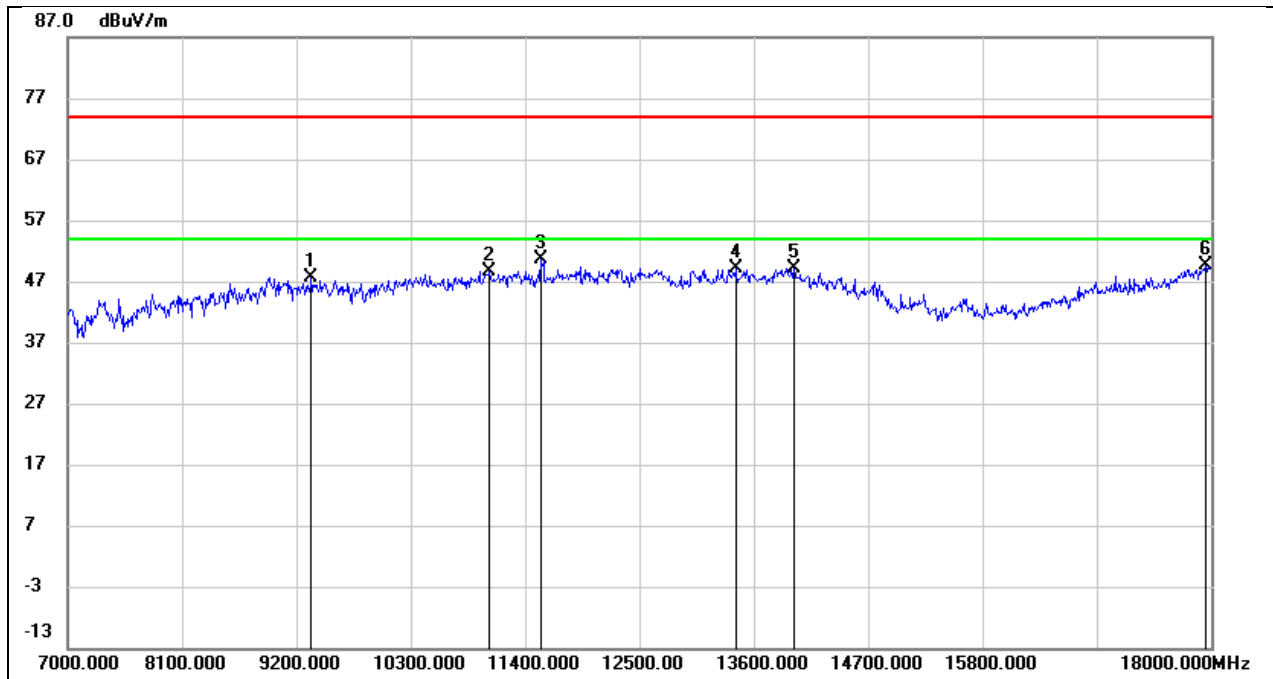
No.	Frequency (MHz)	Reading (dBuV)	Correct (dB/m)	Result (dBuV/m)	Limit (dBuV/m)	Margin (dB)	Remark
1	8958.000	36.54	11.24	47.78	74.00	-26.22	peak
2	11477.000	37.16	16.81	53.97	74.00	-20.03	peak
3	11477.000	25.70	16.81	42.51	54.00	-11.49	AVG
4	11983.000	31.73	18.52	50.25	74.00	-23.75	peak
5	12500.000	32.01	18.56	50.57	74.00	-23.43	peak
6	13380.000	28.84	21.01	49.85	74.00	-24.15	peak
7	18000.000	22.42	26.97	49.39	74.00	-24.61	peak

Test Mode:	802.11ac VHT20	Frequency(MHz):	5745
Polarity:	Vertical	Test Voltage:	AC 120V_60Hz



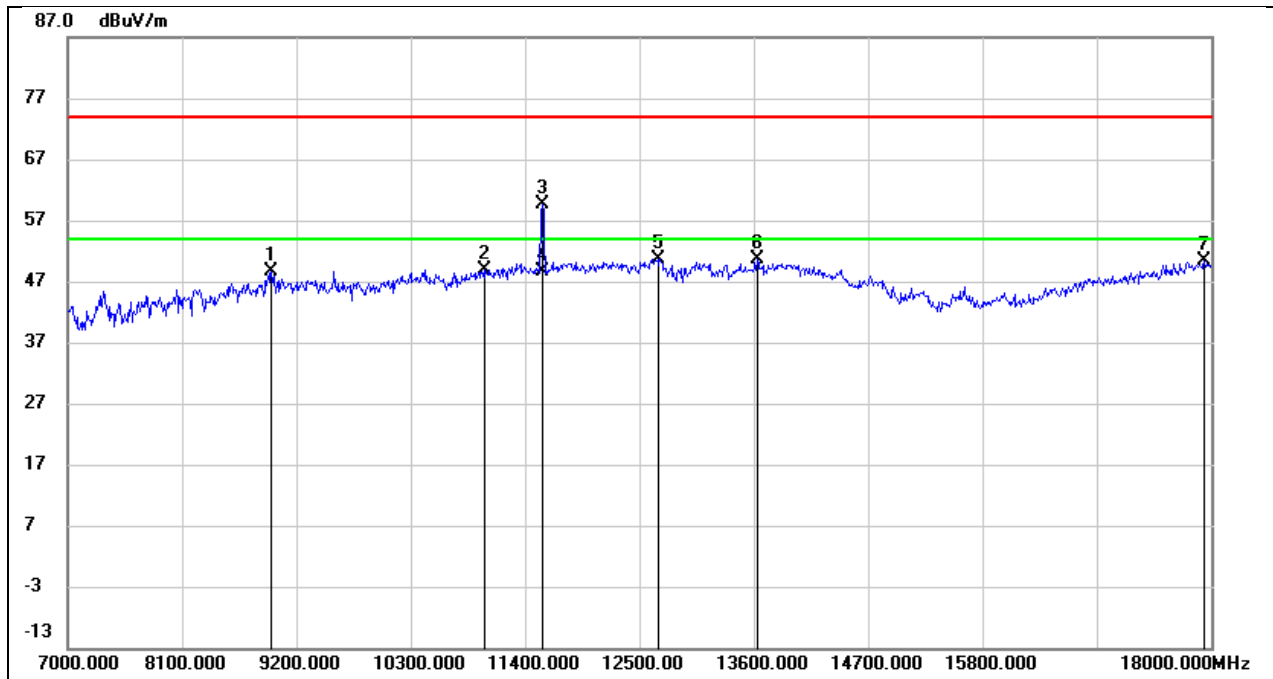
No.	Frequency (MHz)	Reading (dBuV)	Correct (dB/m)	Result (dBuV/m)	Limit (dBuV/m)	Margin (dB)	Remark
1	8991.000	36.37	11.73	48.10	74.00	-25.90	peak
2	10212.000	35.98	12.39	48.37	74.00	-25.63	peak
3	11477.000	41.86	16.81	58.67	74.00	-15.33	peak
4	11477.000	30.33	16.81	47.14	54.00	-6.86	AVG
5	12643.000	31.96	18.43	50.39	74.00	-23.61	peak
6	13567.000	28.81	21.41	50.22	74.00	-23.78	peak
7	17923.000	23.39	26.64	50.03	74.00	-23.97	peak

Test Mode:	802.11ac VHT20	Frequency(MHz):	5785
Polarity:	Horizontal	Test Voltage:	AC 120V_60Hz



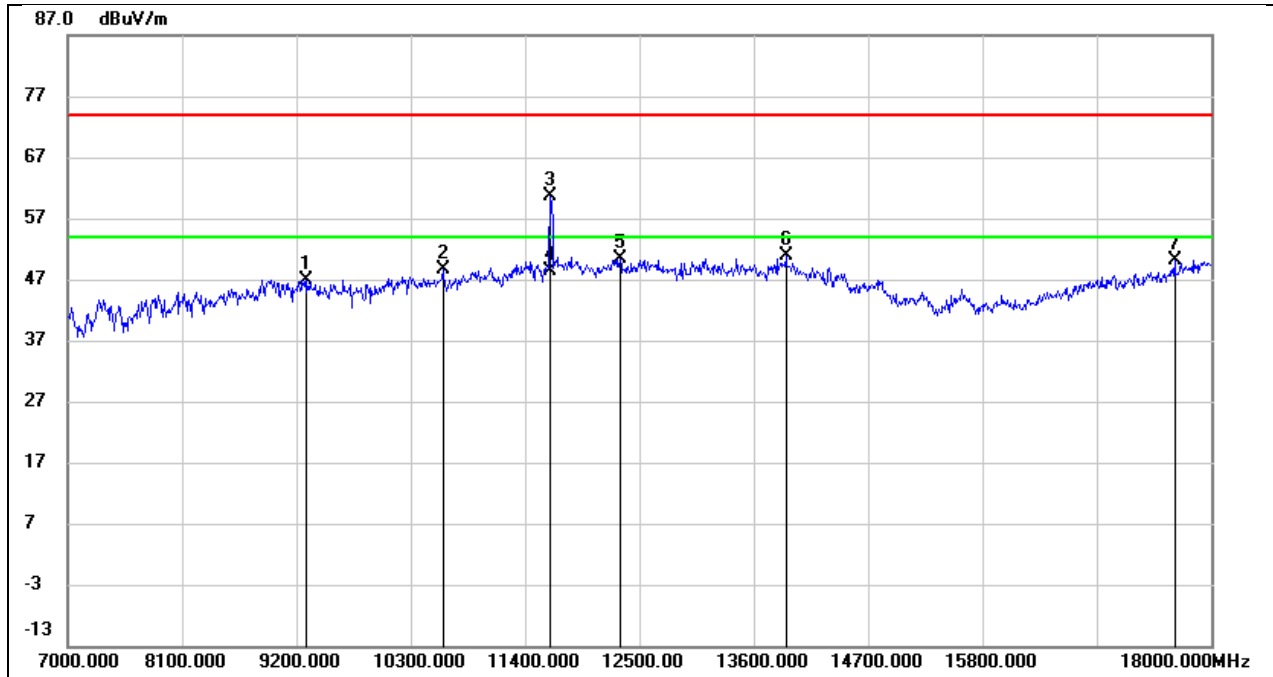
No.	Frequency (MHz)	Reading (dBuV)	Correct (dB/m)	Result (dBuV/m)	Limit (dBuV/m)	Margin (dB)	Remark
1	9343.000	37.21	10.49	47.70	74.00	-26.30	peak
2	11059.000	33.59	15.02	48.61	74.00	-25.39	peak
3	11554.000	33.70	16.95	50.65	74.00	-23.35	peak
4	13424.000	27.91	21.19	49.10	74.00	-24.90	peak
5	13985.000	26.57	22.53	49.10	74.00	-24.90	peak
6	17945.000	22.78	26.74	49.52	74.00	-24.48	peak

Test Mode:	802.11ac VHT20	Frequency(MHz):	5785
Polarity:	Vertical	Test Voltage:	AC 120V_60Hz



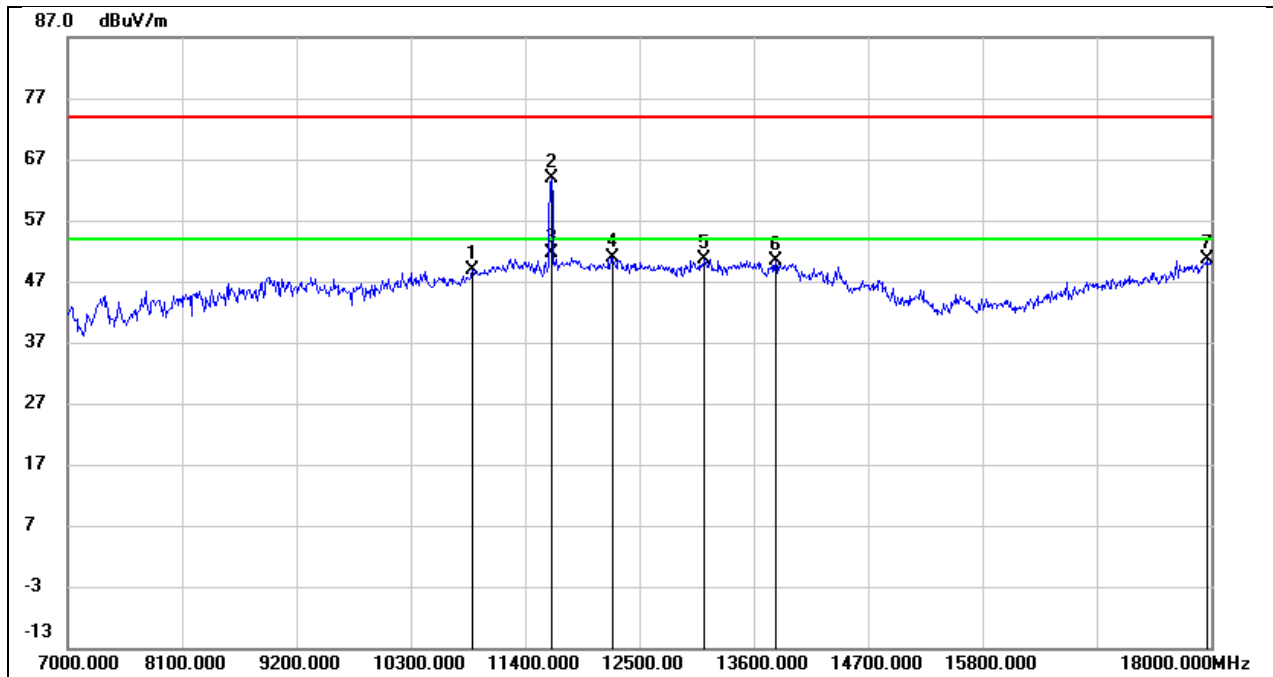
No.	Frequency (MHz)	Reading (dBuV)	Correct (dB/m)	Result (dBuV/m)	Limit (dBuV/m)	Margin (dB)	Remark
1	8958.000	37.31	11.24	48.55	74.00	-25.45	peak
2	11004.000	34.03	14.90	48.93	74.00	-25.07	peak
3	11565.000	42.55	16.97	59.52	74.00	-14.48	peak
4	11565.000	31.71	16.97	48.68	54.00	-5.32	AVG
5	12676.000	32.23	18.50	50.73	74.00	-23.27	peak
6	13633.000	29.09	21.59	50.68	74.00	-23.32	peak
7	17934.000	23.76	26.69	50.45	74.00	-23.55	peak

Test Mode:	802.11ac VHT20	Frequency(MHz):	5825
Polarity:	Horizontal	Test Voltage:	AC 120V_60Hz



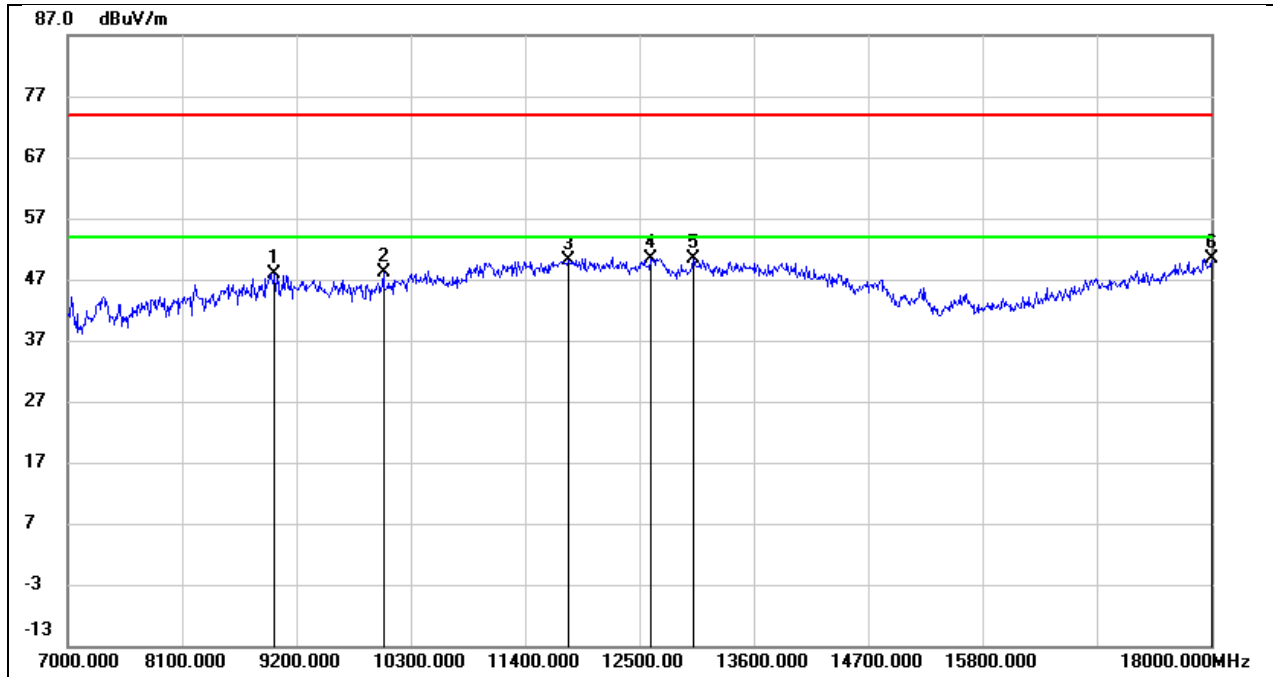
No.	Frequency (MHz)	Reading (dBuV)	Correct (dB/m)	Result (dBuV/m)	Limit (dBuV/m)	Margin (dB)	Remark
1	9299.000	36.65	10.35	47.00	74.00	-27.00	peak
2	10608.000	34.89	13.77	48.66	74.00	-25.34	peak
3	11642.000	43.44	17.13	60.57	74.00	-13.43	peak
4	11642.000	31.20	17.13	48.33	54.00	-5.67	AVG
5	12313.000	31.58	18.81	50.39	74.00	-23.61	peak
6	13908.000	28.34	22.49	50.83	74.00	-23.17	peak
7	17648.000	25.82	24.39	50.21	74.00	-23.79	peak

Test Mode:	802.11ac VHT20	Frequency(MHz):	5825
Polarity:	Vertical	Test Voltage:	AC 120V_60Hz



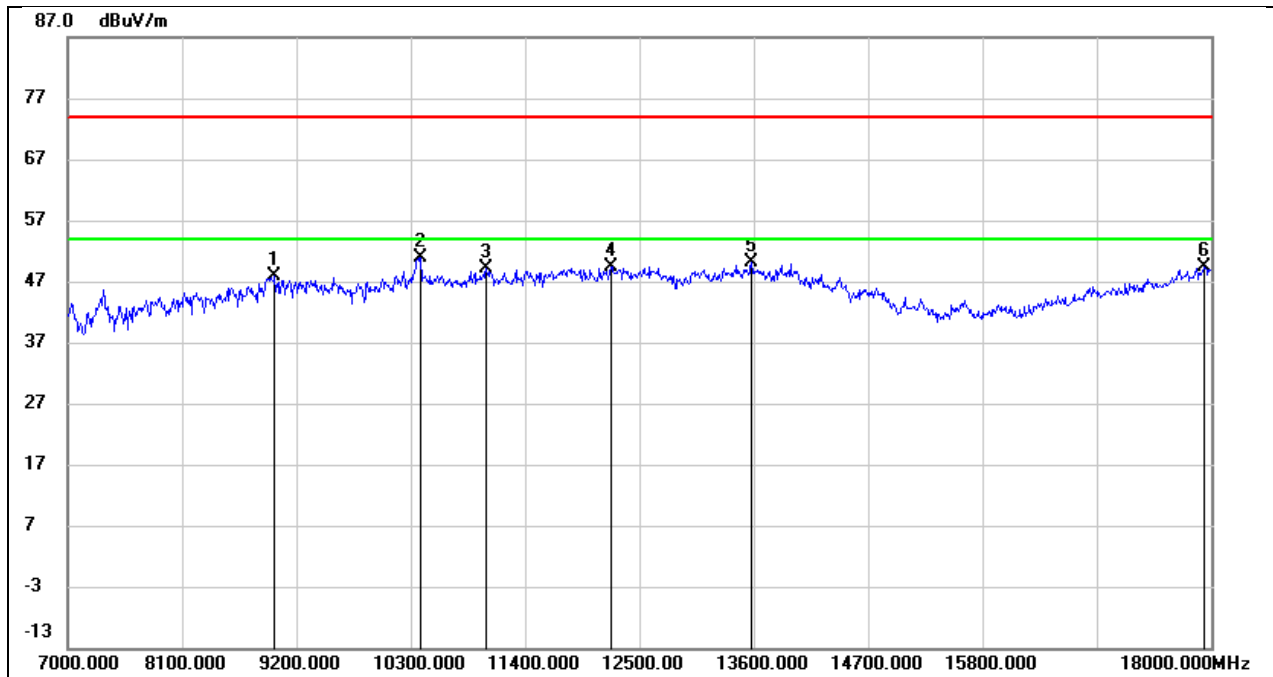
No.	Frequency (MHz)	Reading (dBuV)	Correct (dB/m)	Result (dBuV/m)	Limit (dBuV/m)	Margin (dB)	Remark
1	10894.000	34.58	14.33	48.91	74.00	-25.09	peak
2	11653.000	46.61	17.16	63.77	74.00	-10.23	peak
3	11653.000	34.53	17.16	51.69	54.00	-2.31	AVG
4	12236.000	32.24	18.66	50.90	74.00	-23.10	peak
5	13127.000	31.06	19.68	50.74	74.00	-23.26	peak
6	13809.000	27.95	22.43	50.38	74.00	-23.62	peak
7	17956.000	23.82	26.78	50.60	74.00	-23.40	peak

Test Mode:	802.11ac VHT40	Frequency(MHz):	5190
Polarity:	Horizontal	Test Voltage:	AC 120V_60Hz



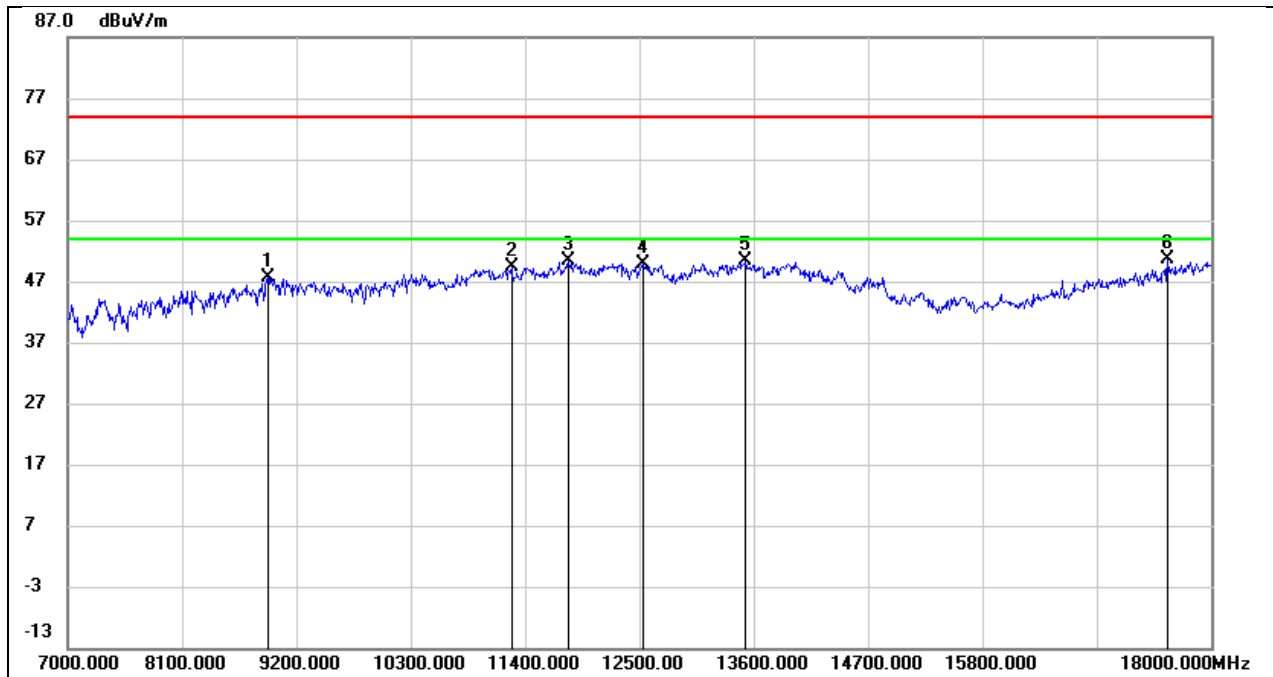
No.	Frequency (MHz)	Reading (dBuV)	Correct (dB/m)	Result (dBuV/m)	Limit (dBuV/m)	Margin (dB)	Remark
1	8991.000	36.24	11.73	47.97	74.00	-26.03	peak
2	10036.000	35.96	12.20	48.16	74.00	-25.84	peak
3	11818.000	32.48	17.65	50.13	74.00	-23.87	peak
4	12610.000	32.14	18.34	50.48	74.00	-23.52	peak
5	13017.000	31.12	19.18	50.30	74.00	-23.70	peak
6	18000.000	23.40	26.97	50.37	74.00	-23.63	peak

Test Mode:	802.11ac VHT40	Frequency(MHz):	5190
Polarity:	Vertical	Test Voltage:	AC 120V_60Hz



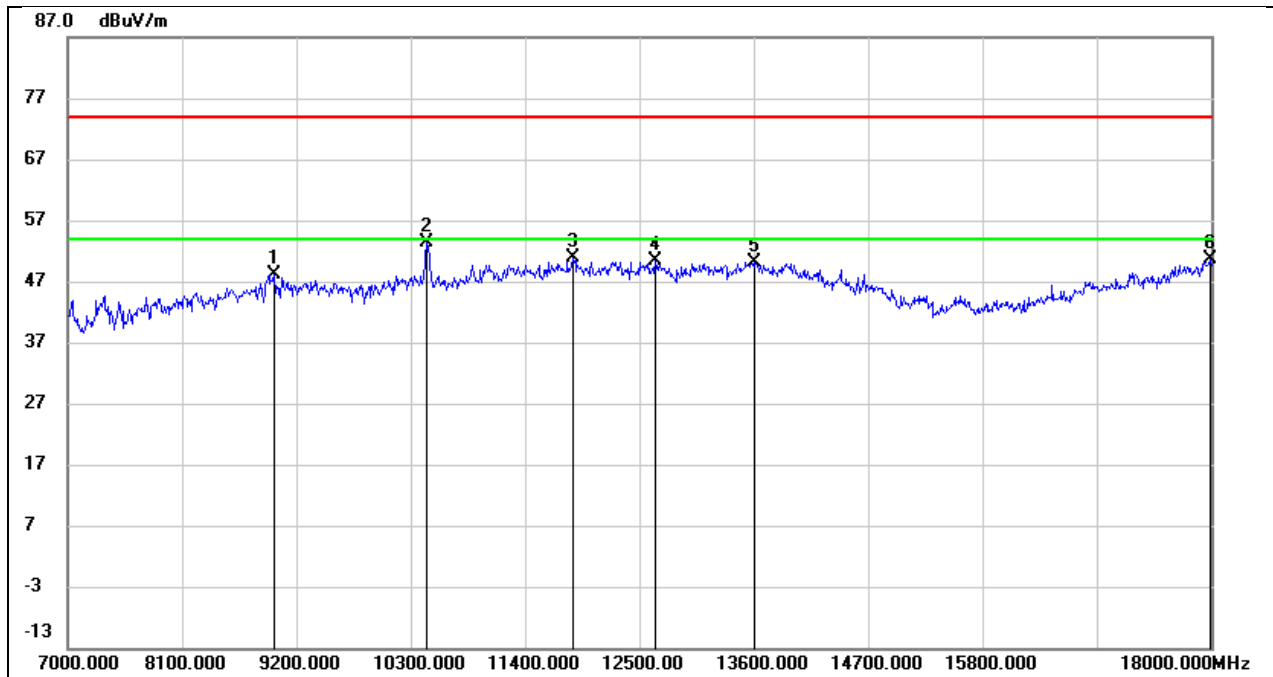
No.	Frequency (MHz)	Reading (dBuV)	Correct (dB/m)	Result (dBuV/m)	Limit (dBuV/m)	Margin (dB)	Remark
1	8991.000	36.15	11.73	47.88	74.00	-26.12	peak
2	10399.000	37.57	13.23	50.80	74.00	-23.20	peak
3	11026.000	34.12	14.95	49.07	74.00	-24.93	peak
4	12225.000	30.86	18.63	49.49	74.00	-24.51	peak
5	13578.000	28.69	21.42	50.11	74.00	-23.89	peak
6	17934.000	22.67	26.69	49.36	74.00	-24.64	peak

Test Mode:	802.11ac VHT40	Frequency(MHz):	5230
Polarity:	Horizontal	Test Voltage:	AC 120V_60Hz



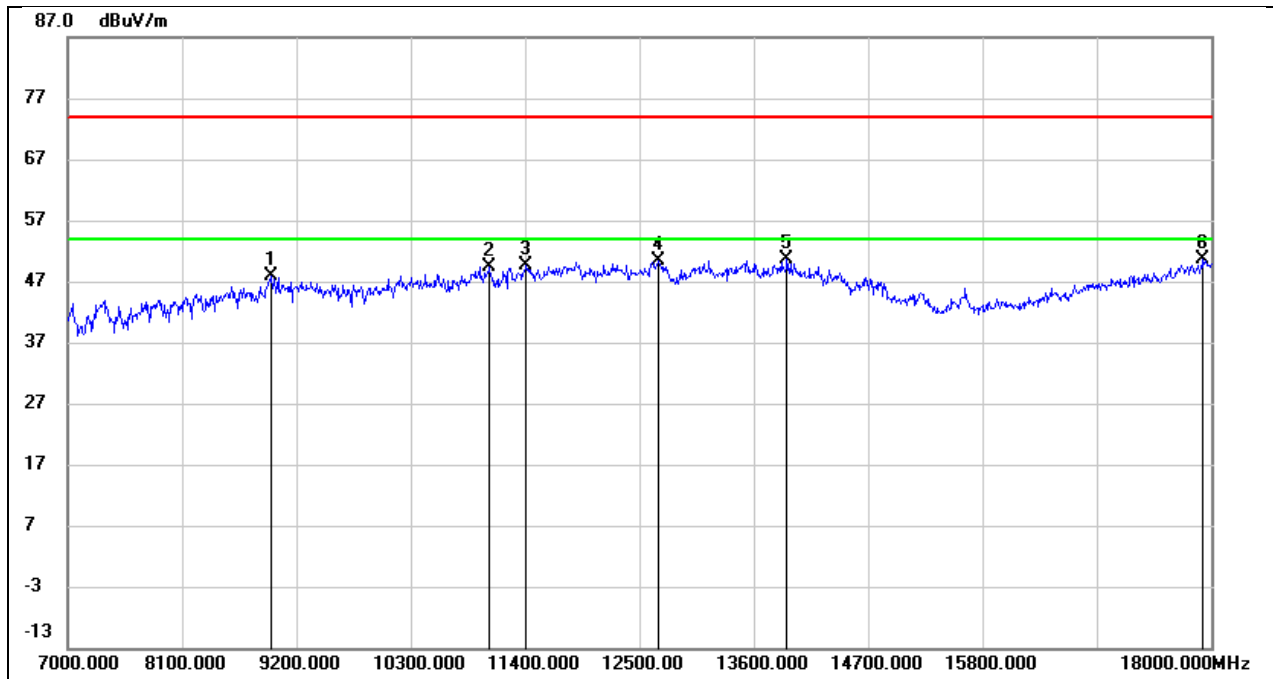
No.	Frequency (MHz)	Reading (dBuV)	Correct (dB/m)	Result (dBuV/m)	Limit (dBuV/m)	Margin (dB)	Remark
1	8925.000	36.79	10.75	47.54	74.00	-26.46	peak
2	11268.000	33.67	15.76	49.43	74.00	-24.57	peak
3	11818.000	32.74	17.65	50.39	74.00	-23.61	peak
4	12533.000	31.51	18.49	50.00	74.00	-24.00	peak
5	13523.000	28.93	21.41	50.34	74.00	-23.66	peak
6	17582.000	26.74	23.77	50.51	74.00	-23.49	peak

Test Mode:	802.11ac VHT40	Frequency(MHz):	5230
Polarity:	Vertical	Test Voltage:	AC 120V_60Hz



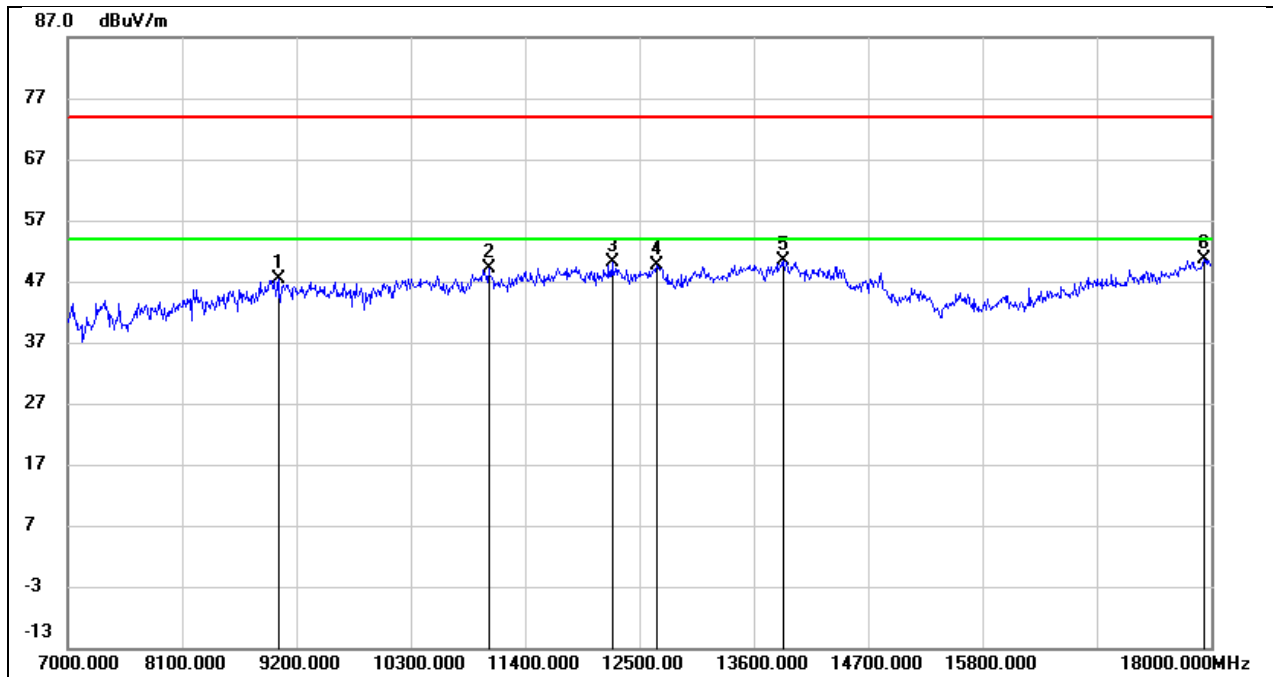
No.	Frequency (MHz)	Reading (dBuV)	Correct (dB/m)	Result (dBuV/m)	Limit (dBuV/m)	Margin (dB)	Remark
1	8980.000	36.55	11.57	48.12	74.00	-25.88	peak
2	10454.000	39.93	13.38	53.31	74.00	-20.69	peak
3	11862.000	32.93	17.88	50.81	74.00	-23.19	peak
4	12654.000	31.96	18.44	50.40	74.00	-23.60	peak
5	13611.000	28.54	21.48	50.02	74.00	-23.98	peak
6	17989.000	23.80	26.92	50.72	74.00	-23.28	peak

Test Mode:	802.11ac VHT40	Frequency(MHz):	5270
Polarity:	Horizontal	Test Voltage:	AC 120V_60Hz



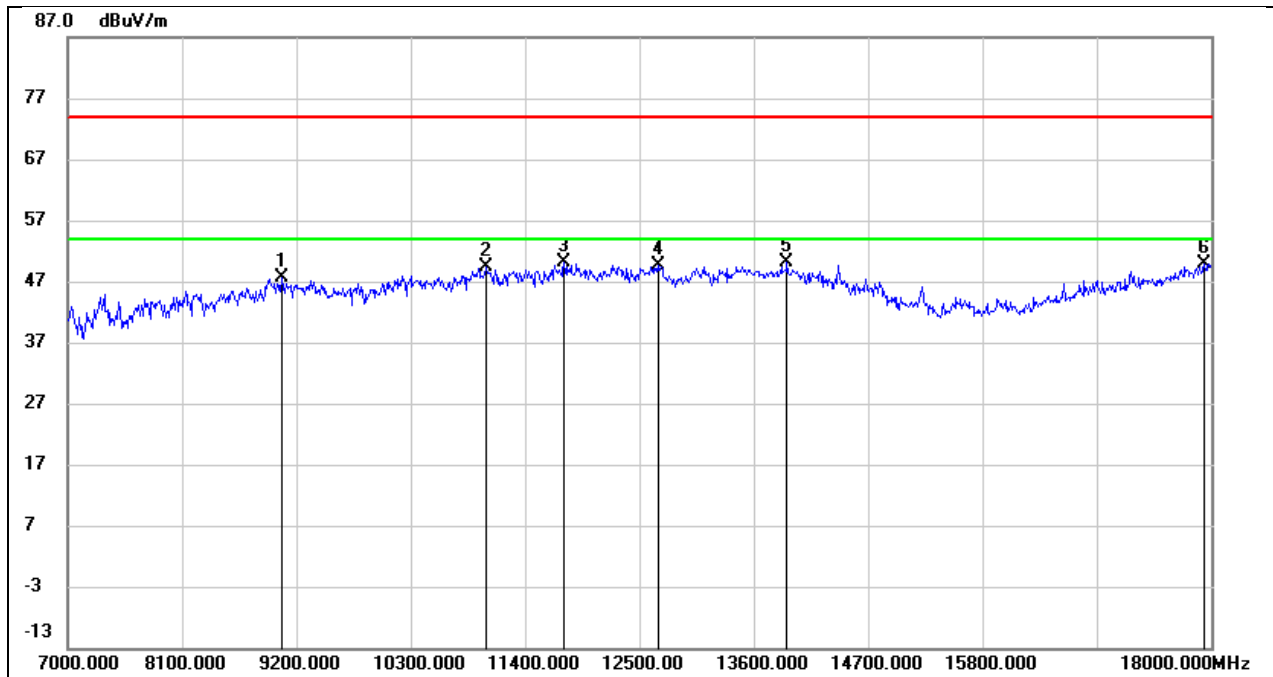
No.	Frequency (MHz)	Reading (dBuV)	Correct (dB/m)	Result (dBuV/m)	Limit (dBuV/m)	Margin (dB)	Remark
1	8958.000	36.68	11.24	47.92	74.00	-26.08	peak
2	11059.000	34.33	15.02	49.35	74.00	-24.65	peak
3	11411.000	33.08	16.60	49.68	74.00	-24.32	peak
4	12687.000	31.85	18.53	50.38	74.00	-23.62	peak
5	13919.000	28.12	22.49	50.61	74.00	-23.39	peak
6	17923.000	23.92	26.64	50.56	74.00	-23.44	peak

Test Mode:	802.11ac VHT40	Frequency(MHz):	5270
Polarity:	Vertical	Test Voltage:	AC 120V_60Hz



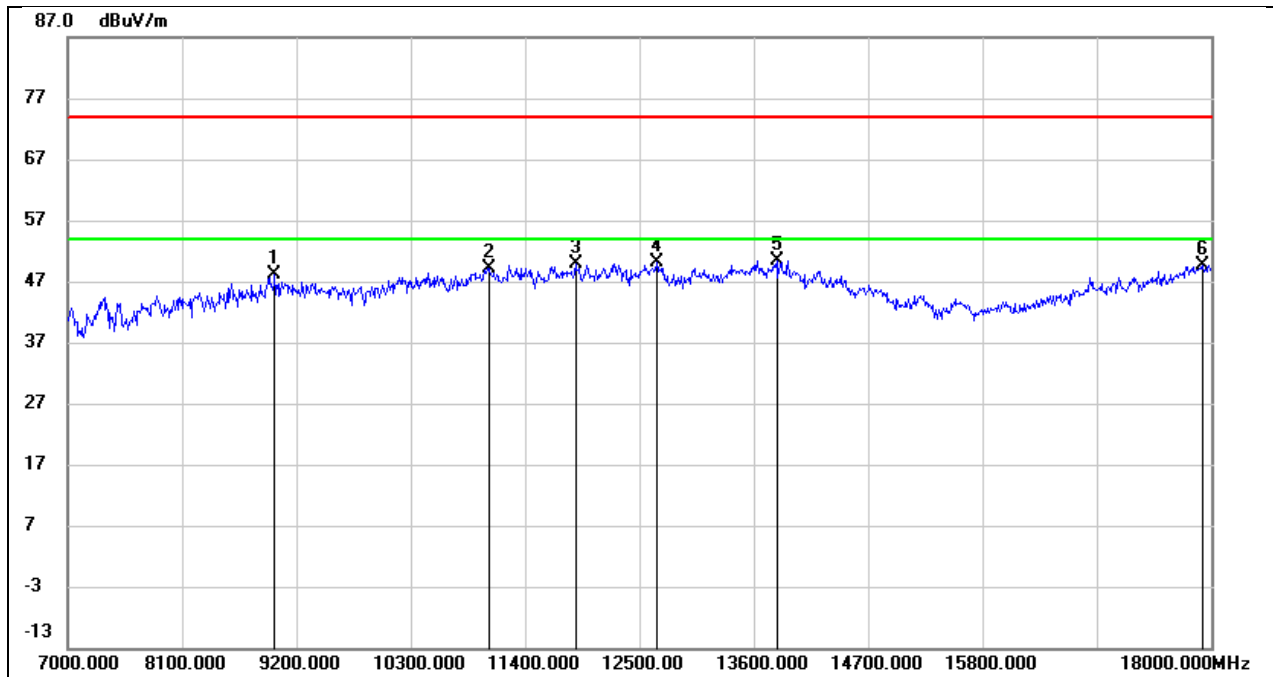
No.	Frequency (MHz)	Reading (dBuV)	Correct (dB/m)	Result (dBuV/m)	Limit (dBuV/m)	Margin (dB)	Remark
1	9024.000	35.73	11.65	47.38	74.00	-26.62	peak
2	11048.000	34.05	14.99	49.04	74.00	-24.96	peak
3	12236.000	31.36	18.66	50.02	74.00	-23.98	peak
4	12665.000	31.05	18.48	49.53	74.00	-24.47	peak
5	13886.000	28.01	22.48	50.49	74.00	-23.51	peak
6	17934.000	23.90	26.69	50.59	74.00	-23.41	peak

Test Mode:	802.11ac VHT40	Frequency(MHz):	5310
Polarity:	Horizontal	Test Voltage:	AC 120V_60Hz



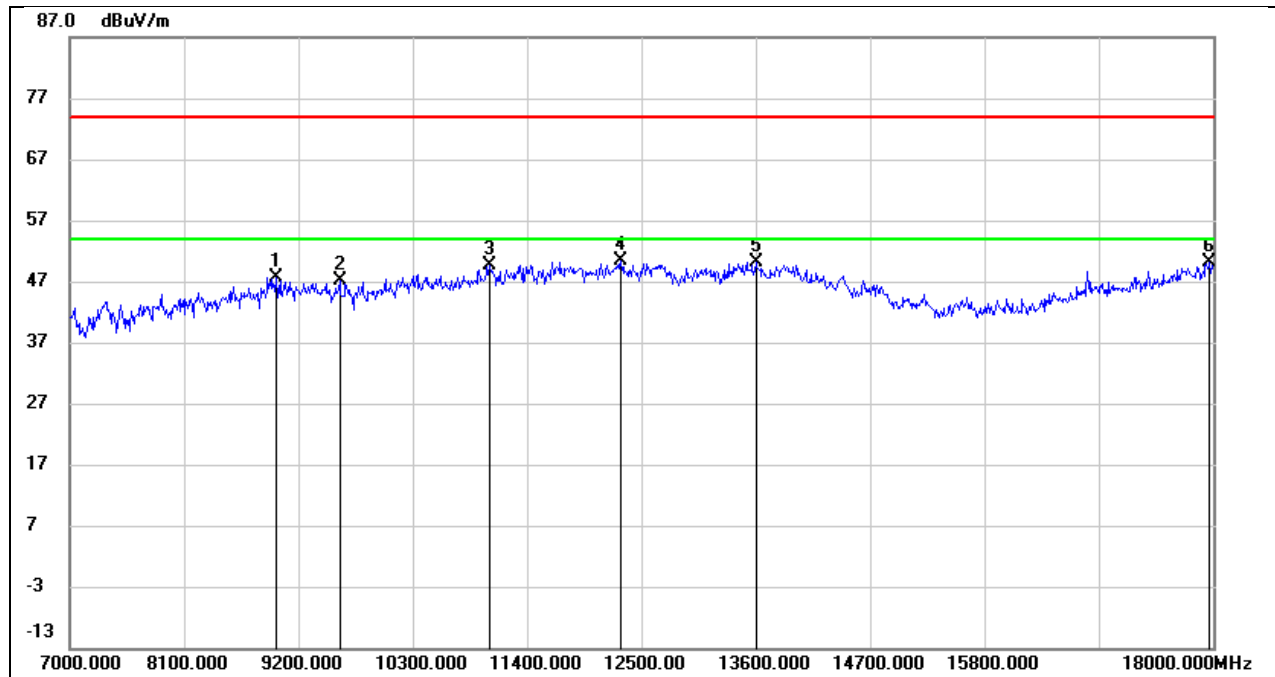
No.	Frequency (MHz)	Reading (dBuV)	Correct (dB/m)	Result (dBuV/m)	Limit (dBuV/m)	Margin (dB)	Remark
1	9057.000	36.30	11.35	47.65	74.00	-26.35	peak
2	11026.000	34.34	14.95	49.29	74.00	-24.71	peak
3	11774.000	32.63	17.49	50.12	74.00	-23.88	peak
4	12676.000	31.19	18.50	49.69	74.00	-24.31	peak
5	13919.000	27.52	22.49	50.01	74.00	-23.99	peak
6	17934.000	23.15	26.69	49.84	74.00	-24.16	peak

Test Mode:	802.11ac VHT40	Frequency(MHz):	5310
Polarity:	Vertical	Test Voltage:	AC 120V_60Hz



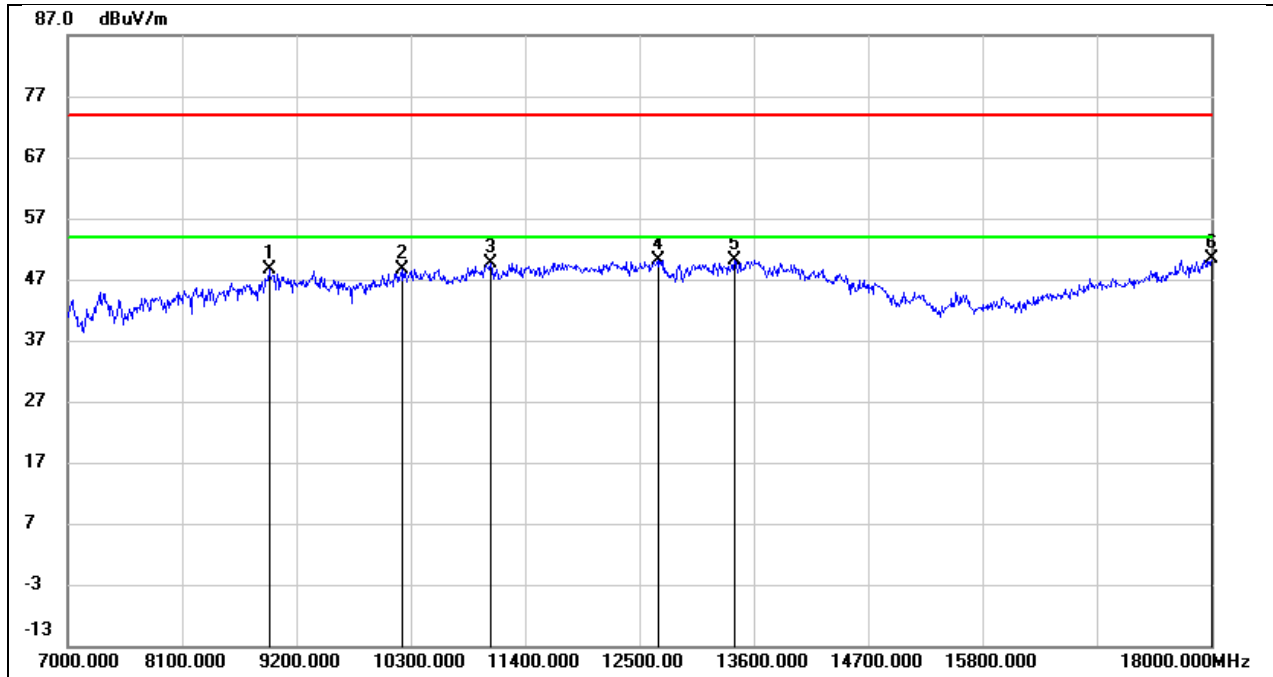
No.	Frequency (MHz)	Reading (dBuV)	Correct (dB/m)	Result (dBuV/m)	Limit (dBuV/m)	Margin (dB)	Remark
1	8991.000	36.28	11.73	48.01	74.00	-25.99	peak
2	11059.000	34.14	15.02	49.16	74.00	-24.84	peak
3	11884.000	31.98	18.00	49.98	74.00	-24.02	peak
4	12665.000	31.61	18.48	50.09	74.00	-23.91	peak
5	13820.000	28.00	22.43	50.43	74.00	-23.57	peak
6	17912.000	23.11	26.60	49.71	74.00	-24.29	peak

Test Mode:	802.11ac VHT40	Frequency(MHz):	5510
Polarity:	Horizontal	Test Voltage:	AC 120V_60Hz



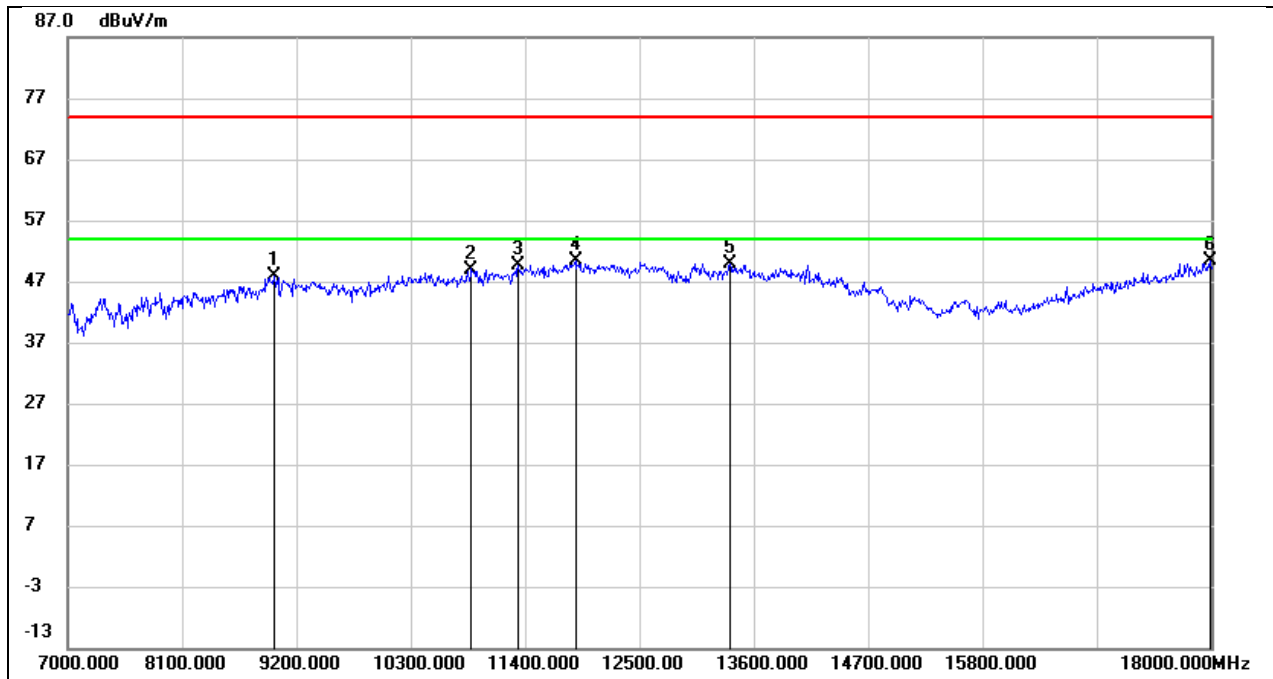
No.	Frequency (MHz)	Reading (dBuV)	Correct (dB/m)	Result (dBuV/m)	Limit (dBuV/m)	Margin (dB)	Remark
1	8991.000	35.96	11.73	47.69	74.00	-26.31	peak
2	9596.000	36.15	11.00	47.15	74.00	-26.85	peak
3	11037.000	34.71	14.98	49.69	74.00	-24.31	peak
4	12302.000	31.70	18.79	50.49	74.00	-23.51	peak
5	13600.000	28.59	21.42	50.01	74.00	-23.99	peak
6	17967.000	23.21	26.83	50.04	74.00	-23.96	peak

Test Mode:	802.11ac VHT40	Frequency(MHz):	5510
Polarity:	Vertical	Test Voltage:	AC 120V_60Hz



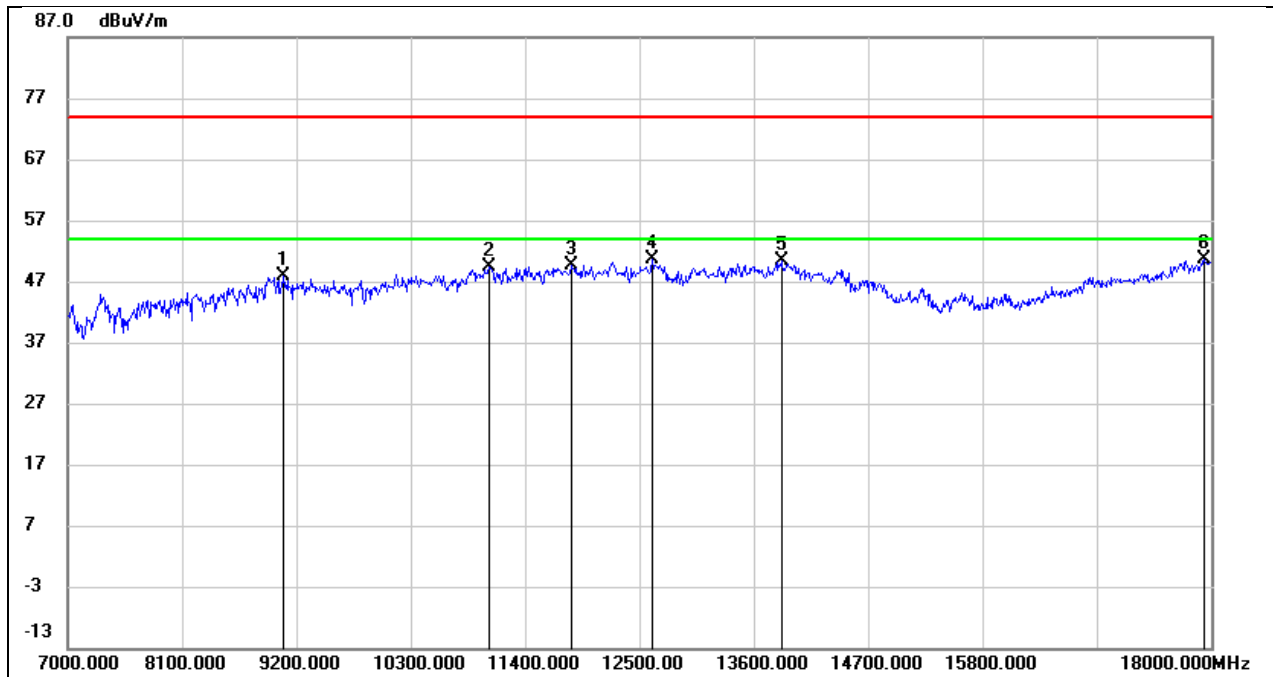
No.	Frequency (MHz)	Reading (dBuV)	Correct (dB/m)	Result (dBuV/m)	Limit (dBuV/m)	Margin (dB)	Remark
1	8936.000	37.80	10.91	48.71	74.00	-25.29	peak
2	10212.000	36.36	12.39	48.75	74.00	-25.25	peak
3	11070.000	34.58	15.04	49.62	74.00	-24.38	peak
4	12676.000	31.71	18.50	50.21	74.00	-23.79	peak
5	13413.000	29.06	21.16	50.22	74.00	-23.78	peak
6	18000.000	23.40	26.97	50.37	74.00	-23.63	peak

Test Mode:	802.11ac VHT40	Frequency(MHz):	5550
Polarity:	Horizontal	Test Voltage:	AC 120V_60Hz



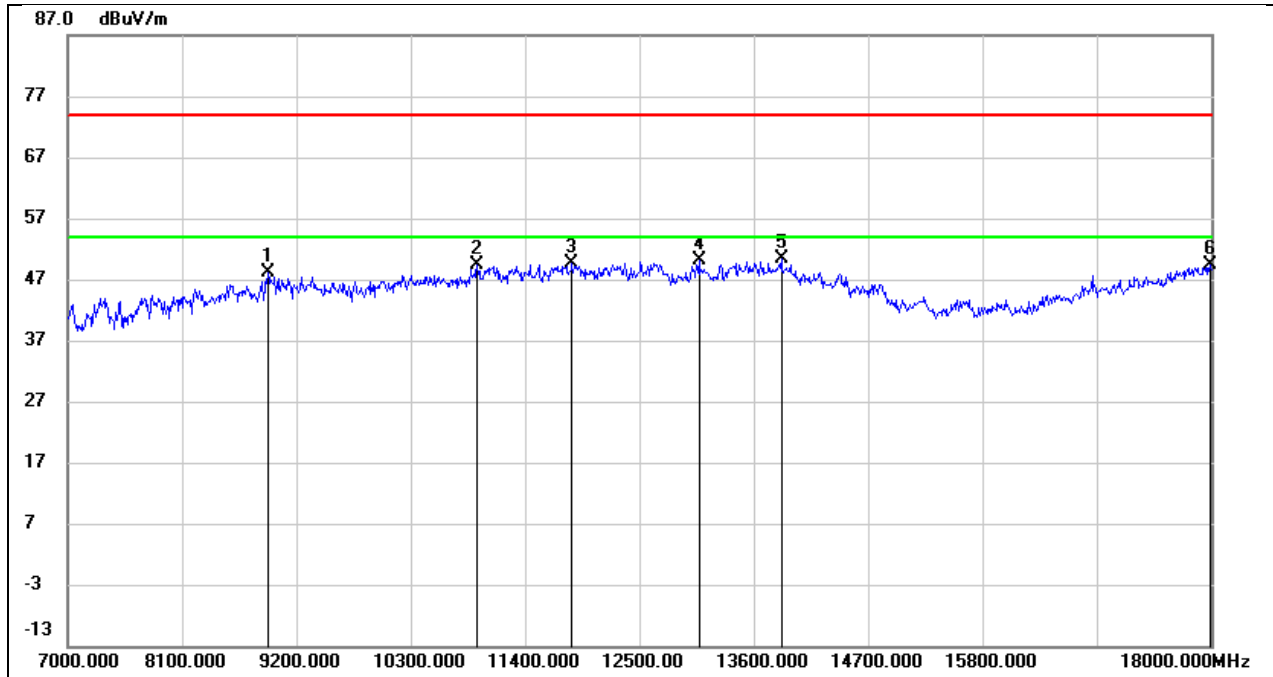
No.	Frequency (MHz)	Reading (dBuV)	Correct (dB/m)	Result (dBuV/m)	Limit (dBuV/m)	Margin (dB)	Remark
1	8991.000	36.23	11.73	47.96	74.00	-26.04	peak
2	10883.000	34.72	14.28	49.00	74.00	-25.00	peak
3	11334.000	33.44	16.16	49.60	74.00	-24.40	peak
4	11884.000	32.33	18.00	50.33	74.00	-23.67	peak
5	13369.000	28.95	20.95	49.90	74.00	-24.10	peak
6	17989.000	23.42	26.92	50.34	74.00	-23.66	peak

Test Mode:	802.11ac VHT40	Frequency(MHz):	5550
Polarity:	Vertical	Test Voltage:	AC 120V_60Hz



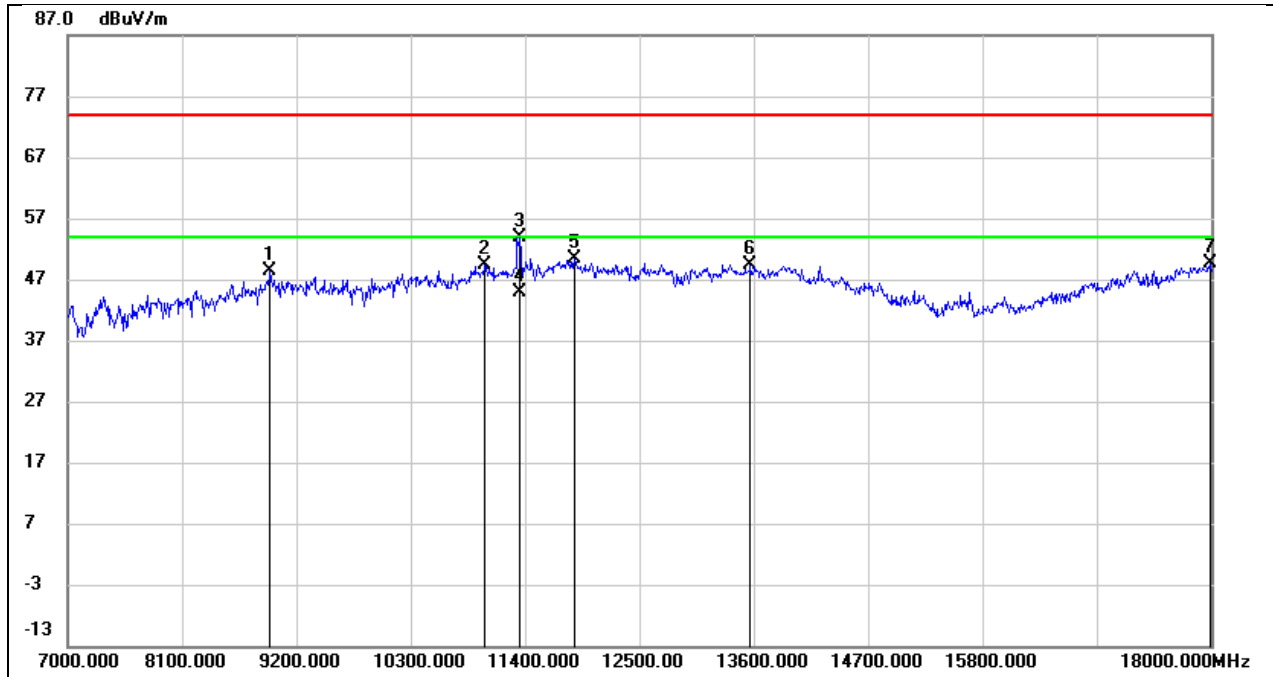
No.	Frequency (MHz)	Reading (dBuV)	Correct (dB/m)	Result (dBuV/m)	Limit (dBuV/m)	Margin (dB)	Remark
1	9079.000	36.68	11.15	47.83	74.00	-26.17	peak
2	11048.000	34.50	14.99	49.49	74.00	-24.51	peak
3	11851.000	31.85	17.83	49.68	74.00	-24.32	peak
4	12621.000	32.25	18.38	50.63	74.00	-23.37	peak
5	13864.000	28.04	22.45	50.49	74.00	-23.51	peak
6	17934.000	23.92	26.69	50.61	74.00	-23.39	peak

Test Mode:	802.11ac VHT40	Frequency(MHz):	5670
Polarity:	Horizontal	Test Voltage:	AC 120V_60Hz



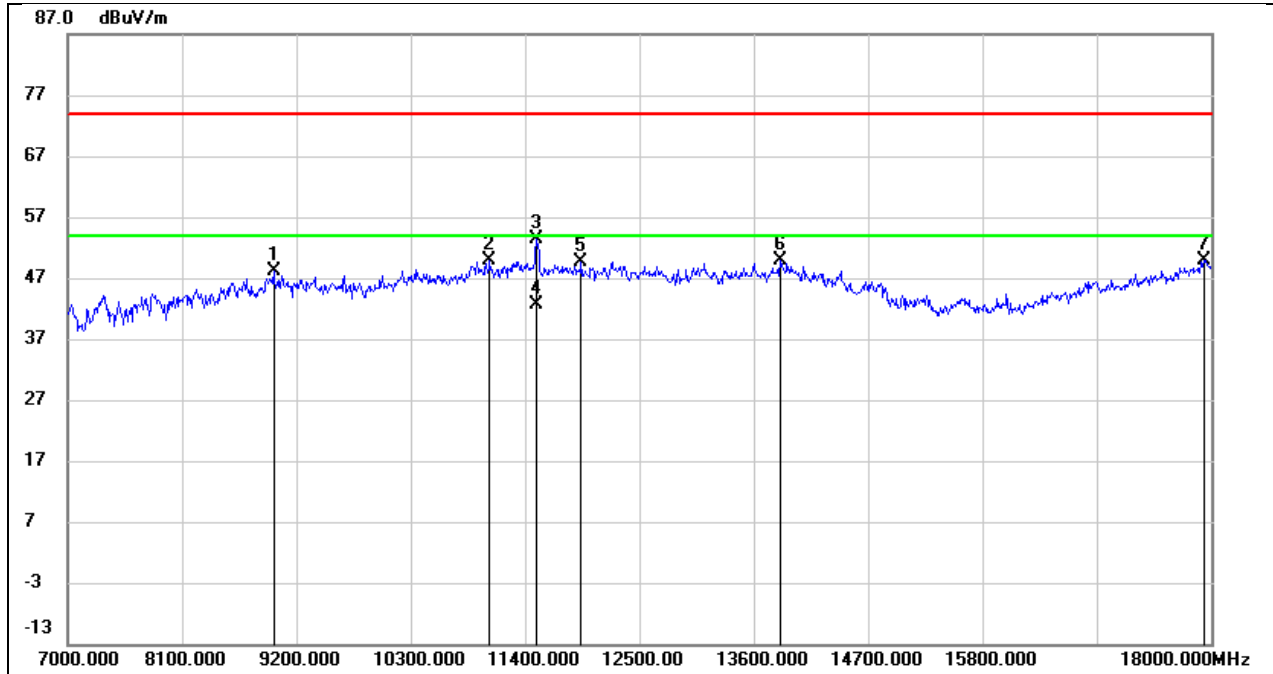
No.	Frequency (MHz)	Reading (dBuV)	Correct (dB/m)	Result (dBuV/m)	Limit (dBuV/m)	Margin (dB)	Remark
1	8925.000	37.42	10.75	48.17	74.00	-25.83	peak
2	10938.000	34.92	14.57	49.49	74.00	-24.51	peak
3	11851.000	31.80	17.83	49.63	74.00	-24.37	peak
4	13072.000	30.81	19.43	50.24	74.00	-23.76	peak
5	13864.000	27.86	22.45	50.31	74.00	-23.69	peak
6	17989.000	22.34	26.92	49.26	74.00	-24.74	peak

Test Mode:	802.11ac VHT40	Frequency(MHz):	5670
Polarity:	Vertical	Test Voltage:	AC 120V_60Hz



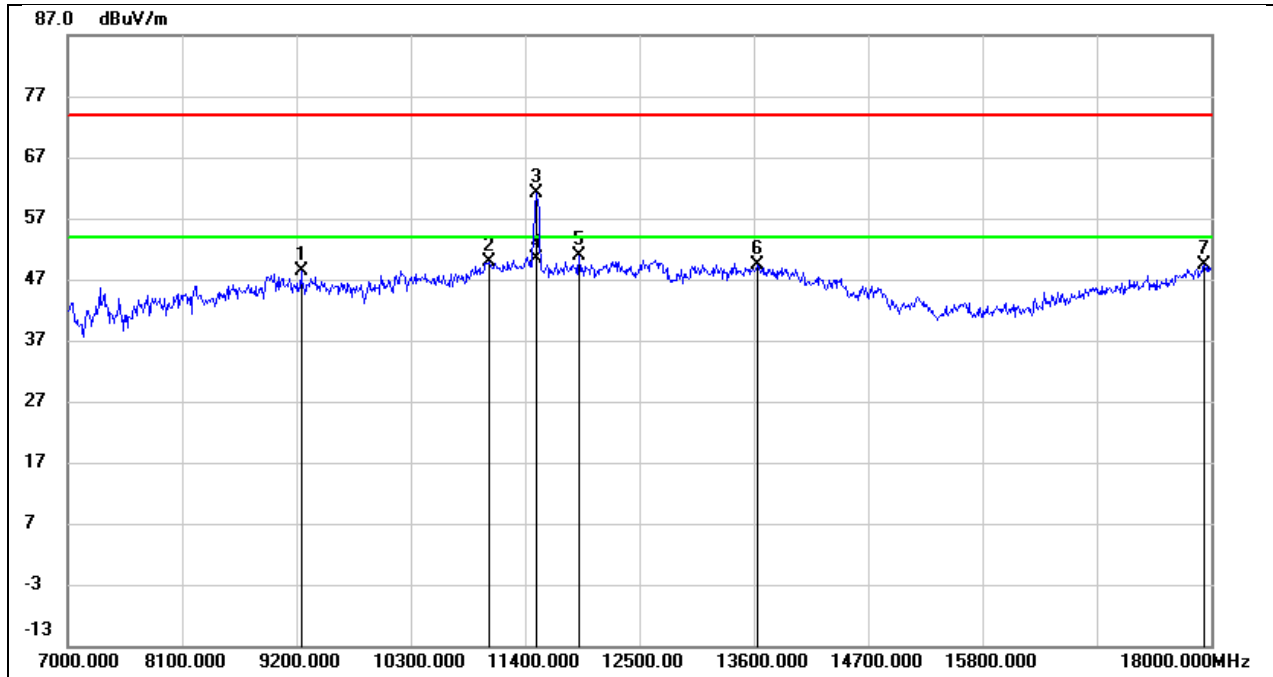
No.	Frequency (MHz)	Reading (dBuV)	Correct (dB/m)	Result (dBuV/m)	Limit (dBuV/m)	Margin (dB)	Remark
1	8947.000	37.32	11.08	48.40	74.00	-25.60	peak
2	11015.000	34.35	14.93	49.28	74.00	-24.72	peak
3	11345.000	37.66	16.24	53.90	74.00	-20.10	peak
4	11345.000	28.55	16.24	44.79	54.00	-9.21	AVG
5	11873.000	32.32	17.94	50.26	74.00	-23.74	peak
6	13567.000	28.01	21.41	49.42	74.00	-24.58	peak
7	17989.000	22.61	26.92	49.53	74.00	-24.47	peak

Test Mode:	802.11ac VHT40	Frequency(MHz):	5755
Polarity:	Horizontal	Test Voltage:	AC 120V_60Hz



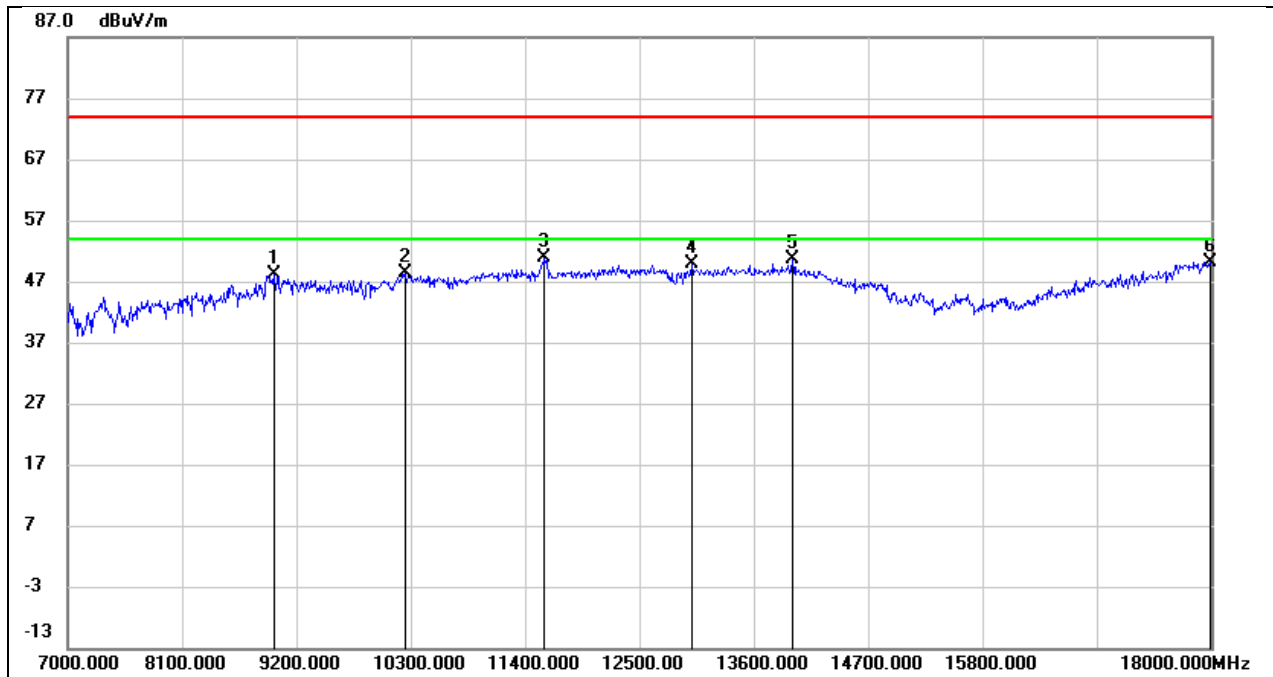
No.	Frequency (MHz)	Reading (dBuV)	Correct (dB/m)	Result (dBuV/m)	Limit (dBuV/m)	Margin (dB)	Remark
1	8980.000	36.55	11.57	48.12	74.00	-25.88	peak
2	11059.000	34.88	15.02	49.90	74.00	-24.10	peak
3	11510.000	36.50	16.90	53.40	74.00	-20.60	peak
4	11510.000	25.64	16.90	42.54	54.00	-11.46	AVG
5	11939.000	31.32	18.28	49.60	74.00	-24.40	peak
6	13853.000	27.38	22.46	49.84	74.00	-24.16	peak
7	17934.000	23.31	26.69	50.00	74.00	-24.00	peak

Test Mode:	802.11ac VHT40	Frequency(MHz):	5755
Polarity:	Vertical	Test Voltage:	AC 120V_60Hz



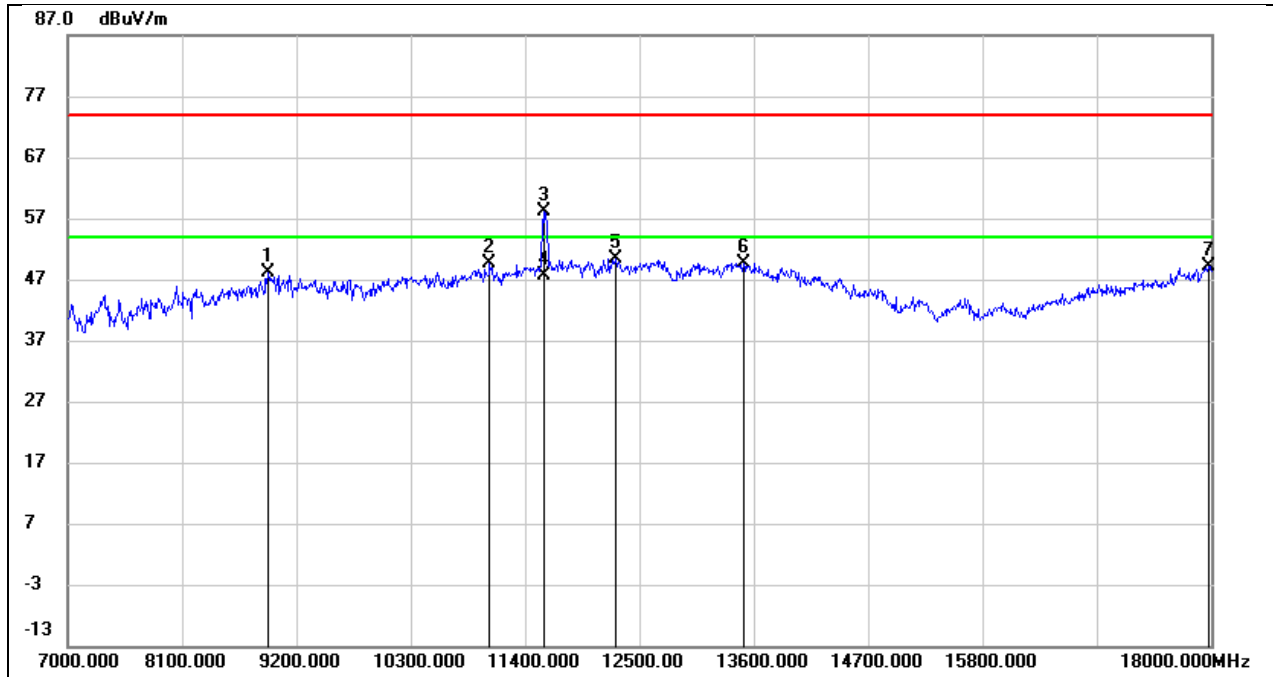
No.	Frequency (MHz)	Reading (dBuV)	Correct (dB/m)	Result (dBuV/m)	Limit (dBuV/m)	Margin (dB)	Remark
1	9244.000	38.08	10.18	48.26	74.00	-25.74	peak
2	11059.000	34.88	15.02	49.90	74.00	-24.10	peak
3	11510.000	44.11	16.90	61.01	74.00	-12.99	peak
4	11510.000	33.47	16.90	50.37	54.00	-3.63	AVG
5	11917.000	32.67	18.16	50.83	74.00	-23.17	peak
6	13633.000	27.83	21.59	49.42	74.00	-24.58	peak
7	17934.000	22.57	26.69	49.26	74.00	-24.74	peak

Test Mode:	802.11ac VHT40	Frequency(MHz):	5795
Polarity:	Horizontal	Test Voltage:	AC 120V_60Hz



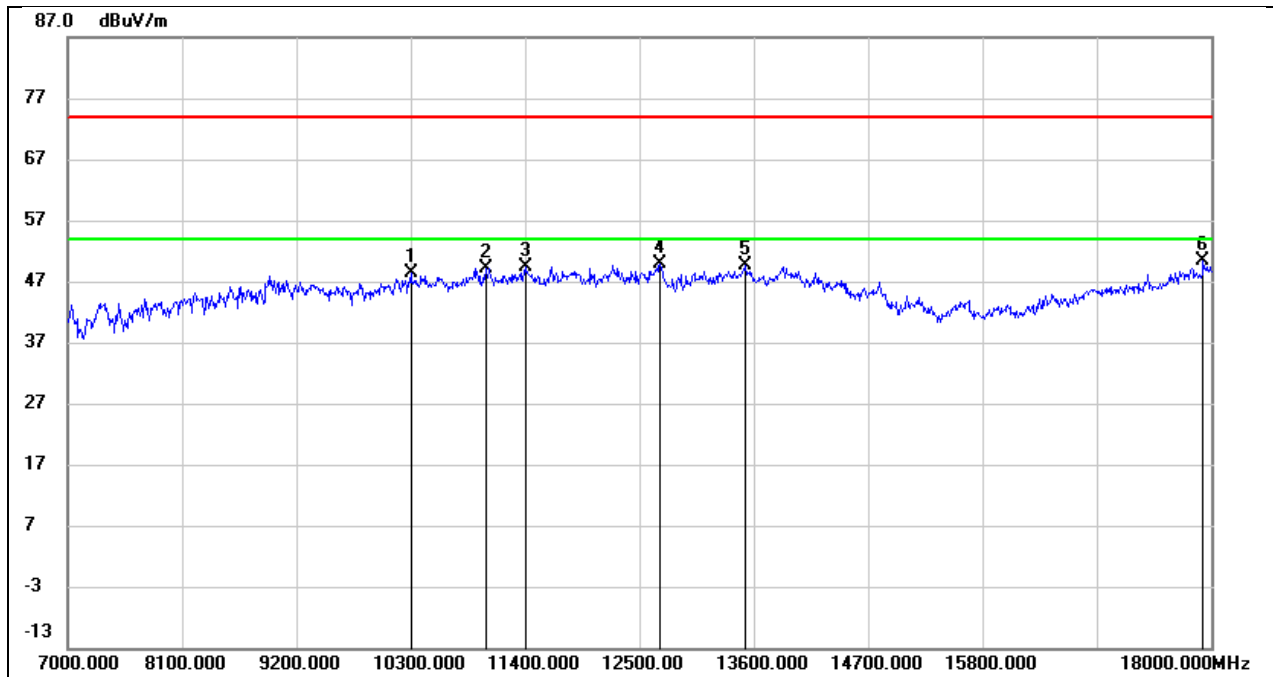
No.	Frequency (MHz)	Reading (dBuV)	Correct (dB/m)	Result (dBuV/m)	Limit (dBuV/m)	Margin (dB)	Remark
1	8980.000	36.60	11.57	48.17	74.00	-25.83	peak
2	10245.000	35.89	12.54	48.43	74.00	-25.57	peak
3	11587.000	33.81	17.00	50.81	74.00	-23.19	peak
4	13006.000	30.72	19.12	49.84	74.00	-24.16	peak
5	13974.000	28.01	22.53	50.54	74.00	-23.46	peak
6	17989.000	23.28	26.92	50.20	74.00	-23.80	peak

Test Mode:	802.11ac VHT40	Frequency(MHz):	5795
Polarity:	Vertical	Test Voltage:	AC 120V_60Hz



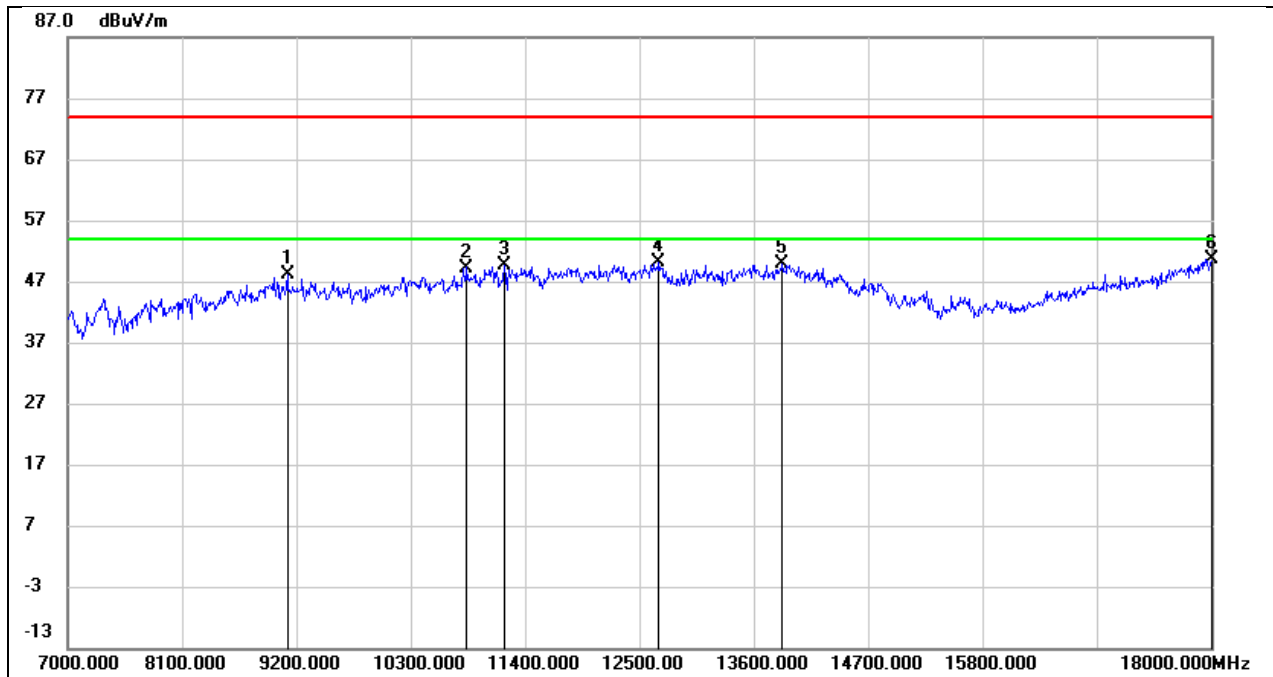
No.	Frequency (MHz)	Reading (dBuV)	Correct (dB/m)	Result (dBuV/m)	Limit (dBuV/m)	Margin (dB)	Remark
1	8925.000	37.26	10.75	48.01	74.00	-25.99	peak
2	11059.000	34.62	15.02	49.64	74.00	-24.36	peak
3	11587.000	41.16	17.00	58.16	74.00	-15.84	peak
4	11587.000	30.67	17.00	47.67	54.00	-6.33	AVG
5	12269.000	31.68	18.72	50.40	74.00	-23.60	peak
6	13501.000	28.29	21.40	49.69	74.00	-24.31	peak
7	17978.000	22.26	26.88	49.14	74.00	-24.86	peak

Test Mode:	802.11ac VHT80	Frequency(MHz):	5210
Polarity:	Horizontal	Test Voltage:	AC 120V_60Hz



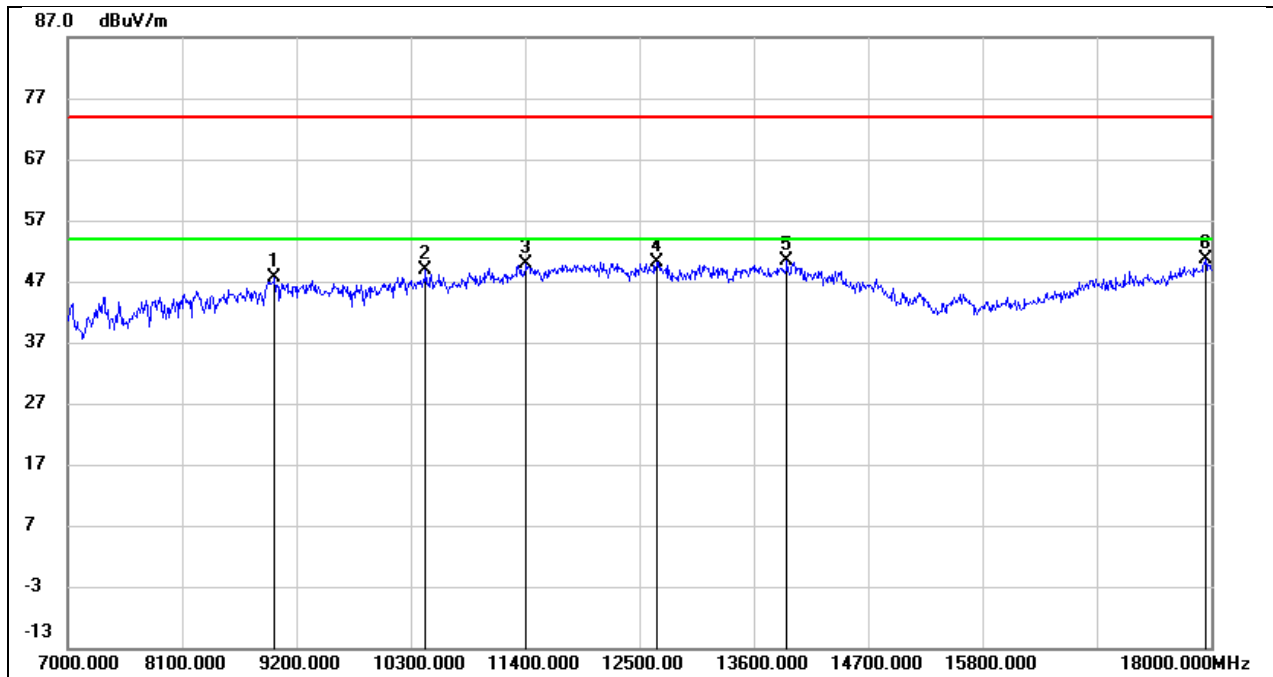
No.	Frequency (MHz)	Reading (dBuV)	Correct (dB/m)	Result (dBuV/m)	Limit (dBuV/m)	Margin (dB)	Remark
1	10300.000	35.51	12.78	48.29	74.00	-25.71	peak
2	11026.000	34.27	14.95	49.22	74.00	-24.78	peak
3	11400.000	32.88	16.57	49.45	74.00	-24.55	peak
4	12698.000	31.24	18.56	49.80	74.00	-24.20	peak
5	13512.000	28.12	21.41	49.53	74.00	-24.47	peak
6	17923.000	23.82	26.64	50.46	74.00	-23.54	peak

Test Mode:	802.11ac VHT80	Frequency(MHz):	5210
Polarity:	Vertical	Test Voltage:	AC 120V_60Hz



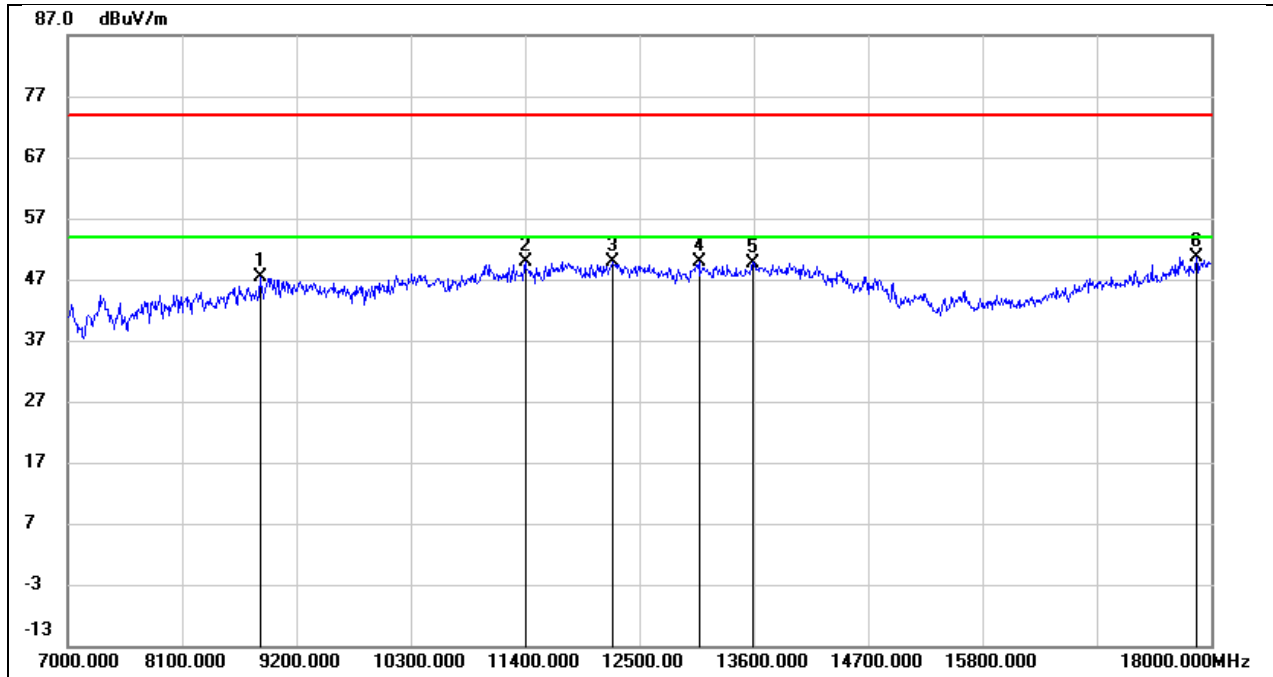
No.	Frequency (MHz)	Reading (dBuV)	Correct (dB/m)	Result (dBuV/m)	Limit (dBuV/m)	Margin (dB)	Remark
1	9112.000	37.19	10.85	48.04	74.00	-25.96	peak
2	10839.000	35.21	14.04	49.25	74.00	-24.75	peak
3	11202.000	34.35	15.35	49.70	74.00	-24.30	peak
4	12687.000	31.53	18.53	50.06	74.00	-23.94	peak
5	13875.000	27.32	22.46	49.78	74.00	-24.22	peak
6	18000.000	23.73	26.97	50.70	74.00	-23.30	peak

Test Mode:	802.11ac VHT80	Frequency(MHz):	5290
Polarity:	Horizontal	Test Voltage:	AC 120V_60Hz



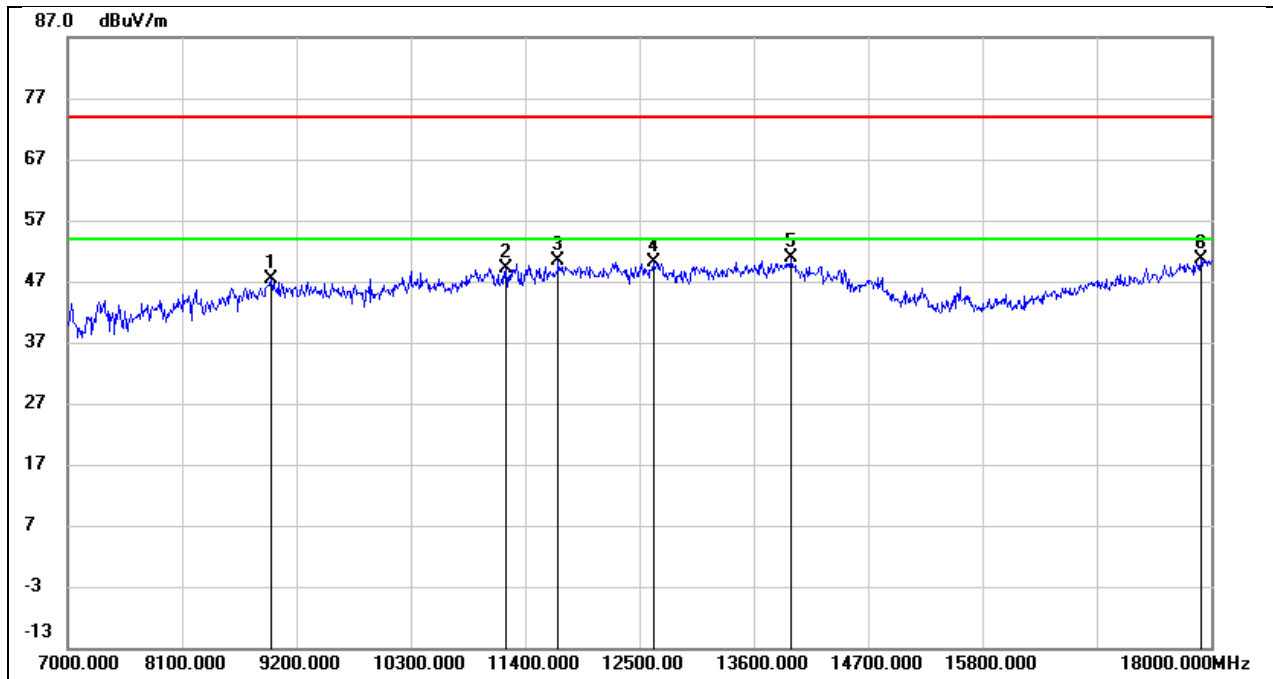
No.	Frequency (MHz)	Reading (dBuV)	Correct (dB/m)	Result (dBuV/m)	Limit (dBuV/m)	Margin (dB)	Remark
1	8991.000	35.88	11.73	47.61	74.00	-26.39	peak
2	10443.000	35.41	13.35	48.76	74.00	-25.24	peak
3	11411.000	33.25	16.60	49.85	74.00	-24.15	peak
4	12665.000	31.65	18.48	50.13	74.00	-23.87	peak
5	13919.000	27.86	22.49	50.35	74.00	-23.65	peak
6	17945.000	23.98	26.74	50.72	74.00	-23.28	peak

Test Mode:	802.11ac VHT80	Frequency(MHz):	5290
Polarity:	Vertical	Test Voltage:	AC 120V_60Hz



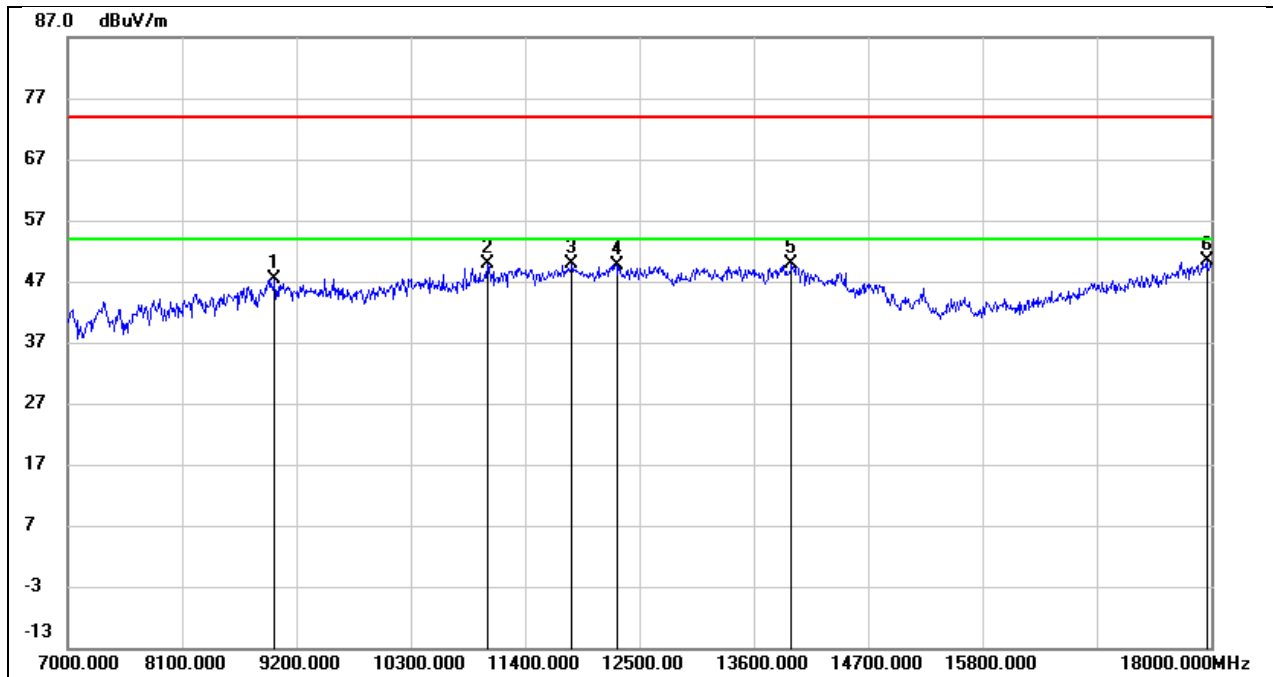
No.	Frequency (MHz)	Reading (dBuV)	Correct (dB/m)	Result (dBuV/m)	Limit (dBuV/m)	Margin (dB)	Remark
1	8848.000	37.67	9.59	47.26	74.00	-26.74	peak
2	11400.000	33.35	16.57	49.92	74.00	-24.08	peak
3	12236.000	31.21	18.66	49.87	74.00	-24.13	peak
4	13072.000	30.40	19.43	49.83	74.00	-24.17	peak
5	13589.000	28.34	21.41	49.75	74.00	-24.25	peak
6	17857.000	24.25	26.36	50.61	74.00	-23.39	peak

Test Mode:	802.11ac VHT80	Frequency(MHz):	5530
Polarity:	Horizontal	Test Voltage:	AC 120V_60Hz



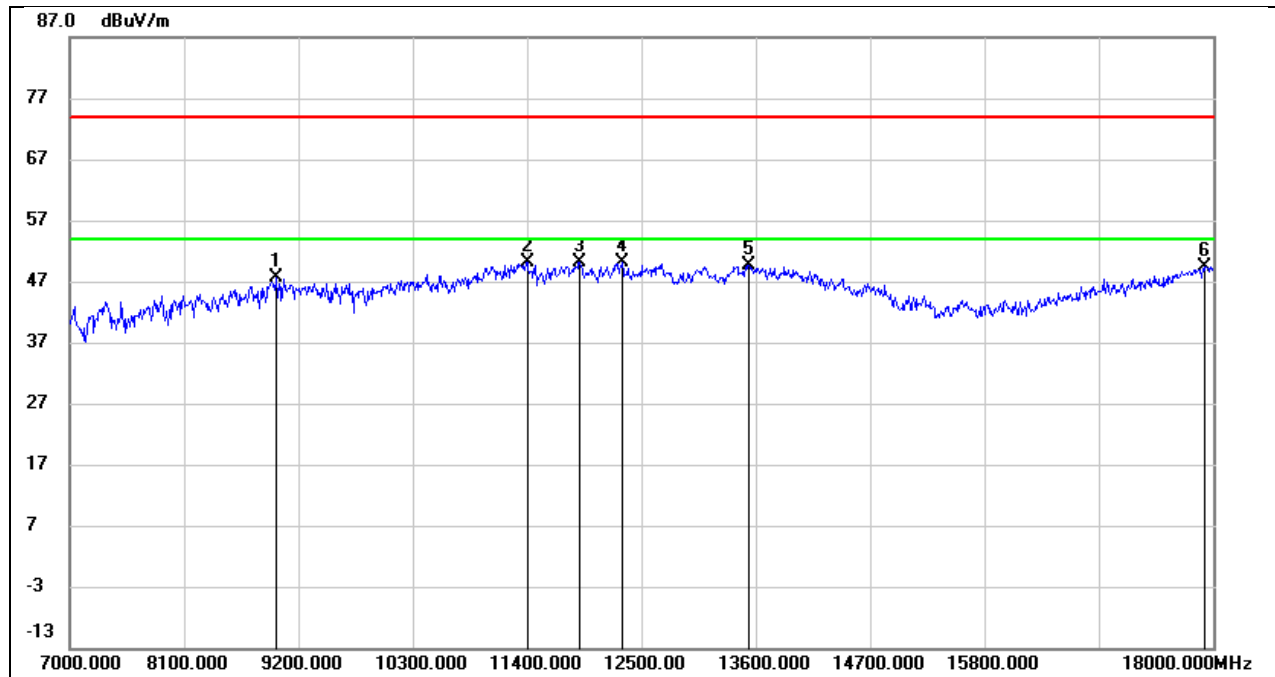
No.	Frequency (MHz)	Reading (dBuV)	Correct (dB/m)	Result (dBuV/m)	Limit (dBuV/m)	Margin (dB)	Remark
1	8958.000	36.15	11.24	47.39	74.00	-26.61	peak
2	11213.000	33.75	15.42	49.17	74.00	-24.83	peak
3	11719.000	32.97	17.34	50.31	74.00	-23.69	peak
4	12632.000	31.69	18.40	50.09	74.00	-23.91	peak
5	13963.000	28.43	22.51	50.94	74.00	-23.06	peak
6	17901.000	24.15	26.55	50.70	74.00	-23.30	peak

Test Mode:	802.11ac VHT80	Frequency(MHz):	5530
Polarity:	Vertical	Test Voltage:	AC 120V_60Hz



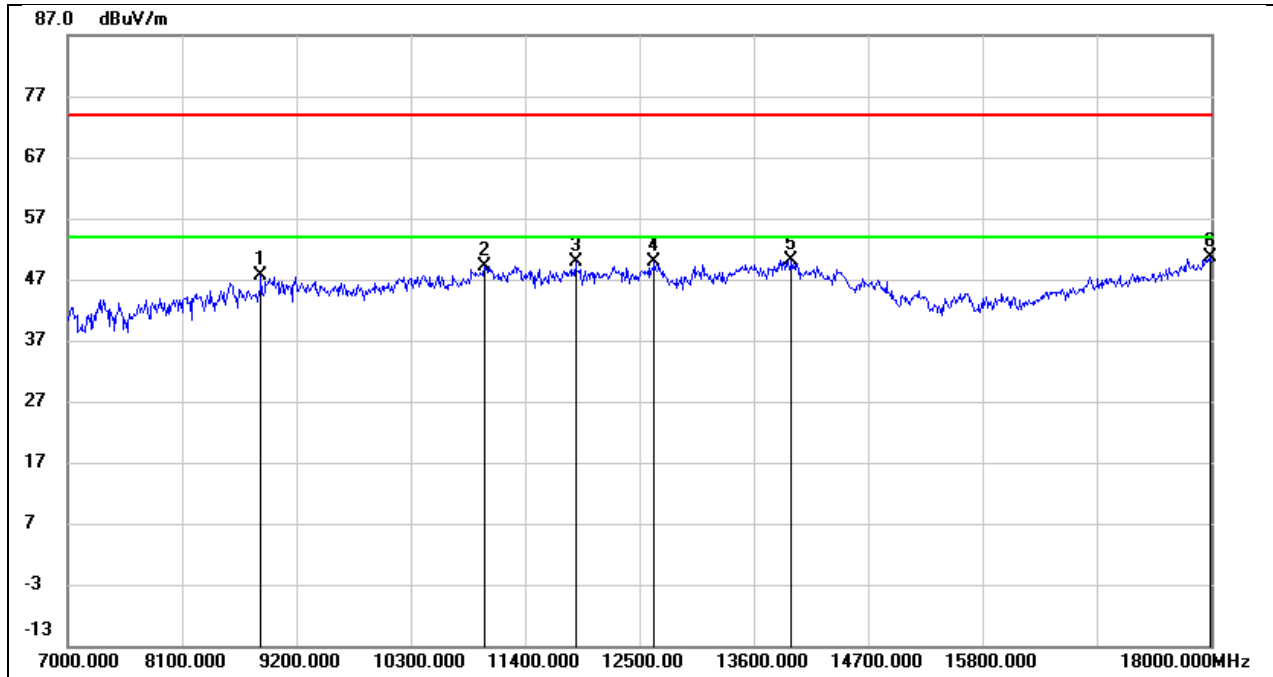
No.	Frequency (MHz)	Reading (dBuV)	Correct (dB/m)	Result (dBuV/m)	Limit (dBuV/m)	Margin (dB)	Remark
1	8991.000	35.75	11.73	47.48	74.00	-26.52	peak
2	11037.000	34.94	14.98	49.92	74.00	-24.08	peak
3	11851.000	32.12	17.83	49.95	74.00	-24.05	peak
4	12280.000	30.98	18.74	49.72	74.00	-24.28	peak
5	13963.000	27.32	22.51	49.83	74.00	-24.17	peak
6	17956.000	23.51	26.78	50.29	74.00	-23.71	peak

Test Mode:	802.11ac VHT80	Frequency(MHz):	5610
Polarity:	Horizontal	Test Voltage:	AC 120V_60Hz



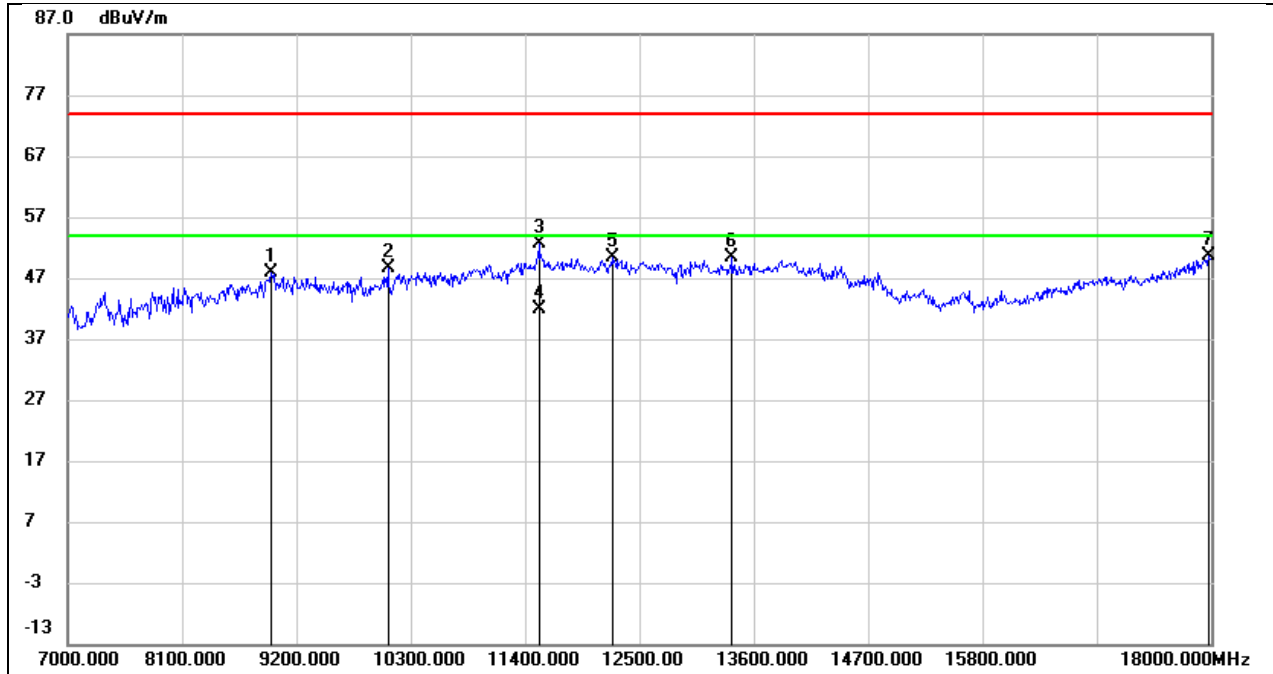
No.	Frequency (MHz)	Reading (dBuV)	Correct (dB/m)	Result (dBuV/m)	Limit (dBuV/m)	Margin (dB)	Remark
1	8991.000	36.00	11.73	47.73	74.00	-26.27	peak
2	11400.000	33.56	16.57	50.13	74.00	-23.87	peak
3	11906.000	31.97	18.11	50.08	74.00	-23.92	peak
4	12313.000	31.28	18.81	50.09	74.00	-23.91	peak
5	13534.000	28.15	21.41	49.56	74.00	-24.44	peak
6	17923.000	22.79	26.64	49.43	74.00	-24.57	peak

Test Mode:	802.11ac VHT80	Frequency(MHz):	5610
Polarity:	Vertical	Test Voltage:	AC 120V_60Hz



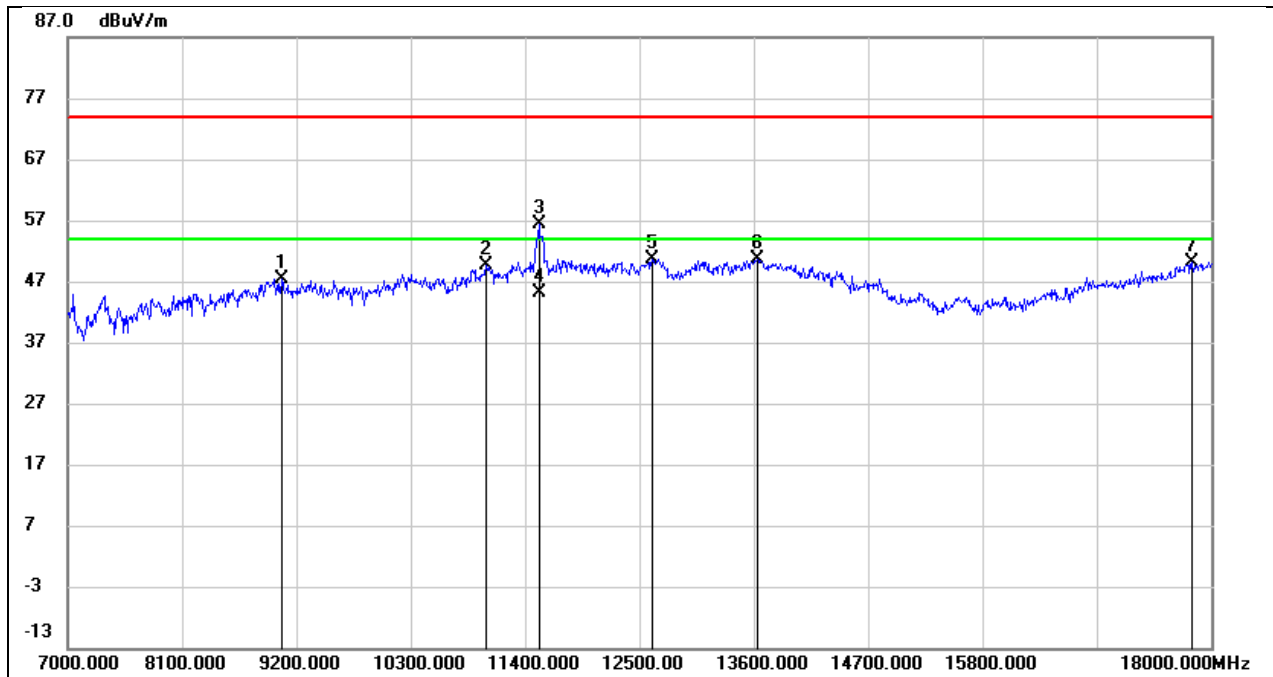
No.	Frequency (MHz)	Reading (dBuV)	Correct (dB/m)	Result (dBuV/m)	Limit (dBuV/m)	Margin (dB)	Remark
1	8859.000	37.76	9.76	47.52	74.00	-26.48	peak
2	11004.000	34.31	14.90	49.21	74.00	-24.79	peak
3	11884.000	31.80	18.00	49.80	74.00	-24.20	peak
4	12643.000	31.55	18.43	49.98	74.00	-24.02	peak
5	13963.000	27.65	22.51	50.16	74.00	-23.84	peak
6	17989.000	23.69	26.92	50.61	74.00	-23.39	peak

Test Mode:	802.11ac VHT80	Frequency(MHz):	5775
Polarity:	Horizontal	Test Voltage:	AC 120V_60Hz



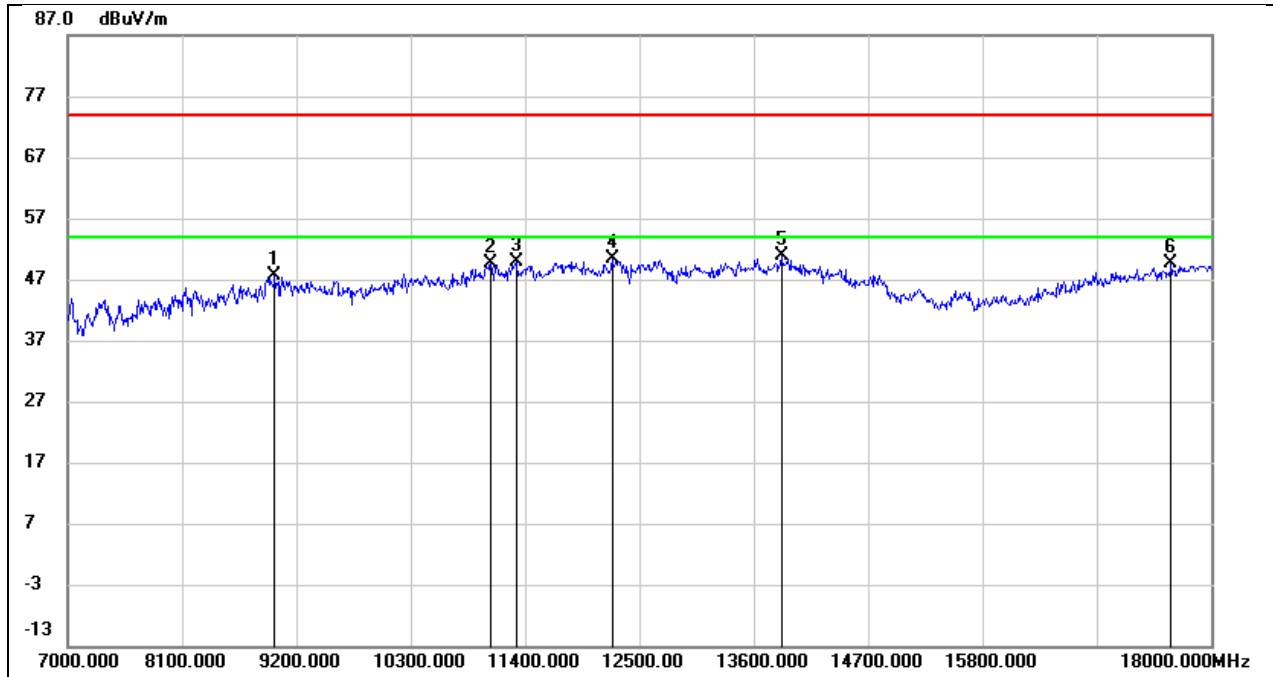
No.	Frequency (MHz)	Reading (dBuV)	Correct (dB/m)	Result (dBuV/m)	Limit (dBuV/m)	Margin (dB)	Remark
1	8958.000	36.58	11.24	47.82	74.00	-26.18	peak
2	10080.000	36.30	12.23	48.53	74.00	-25.47	peak
3	11532.000	35.62	16.93	52.55	74.00	-21.45	peak
4	11532.000	24.95	16.93	41.88	54.00	-12.12	AVG
5	12236.000	31.76	18.66	50.42	74.00	-23.58	peak
6	13391.000	29.37	21.07	50.44	74.00	-23.56	peak
7	17978.000	23.74	26.88	50.62	74.00	-23.38	peak

Test Mode:	802.11ac VHT80	Frequency(MHz):	5775
Polarity:	Vertical	Test Voltage:	AC 120V_60Hz



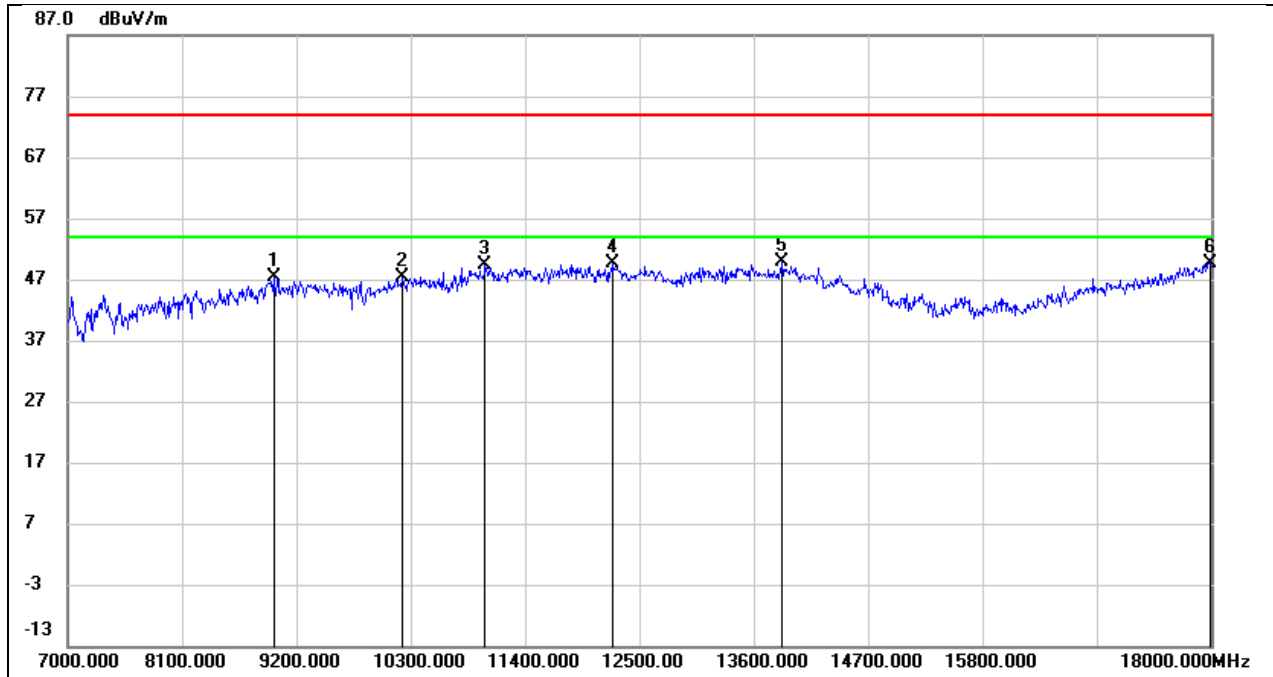
No.	Frequency (MHz)	Reading (dBuV)	Correct (dB/m)	Result (dBuV/m)	Limit (dBuV/m)	Margin (dB)	Remark
1	9057.000	35.98	11.35	47.33	74.00	-26.67	peak
2	11026.000	34.79	14.95	49.74	74.00	-24.26	peak
3	11532.000	39.49	16.93	56.42	74.00	-17.58	peak
4	11532.000	28.30	16.93	45.23	54.00	-8.77	AVG
5	12621.000	32.35	18.38	50.73	74.00	-23.27	peak
6	13633.000	29.16	21.59	50.75	74.00	-23.25	peak
7	17813.000	24.06	26.18	50.24	74.00	-23.76	peak

Test Mode:	802.11ac VHT160	Frequency(MHz):	5250
Polarity:	Horizontal	Test Voltage:	AC 120V_60Hz



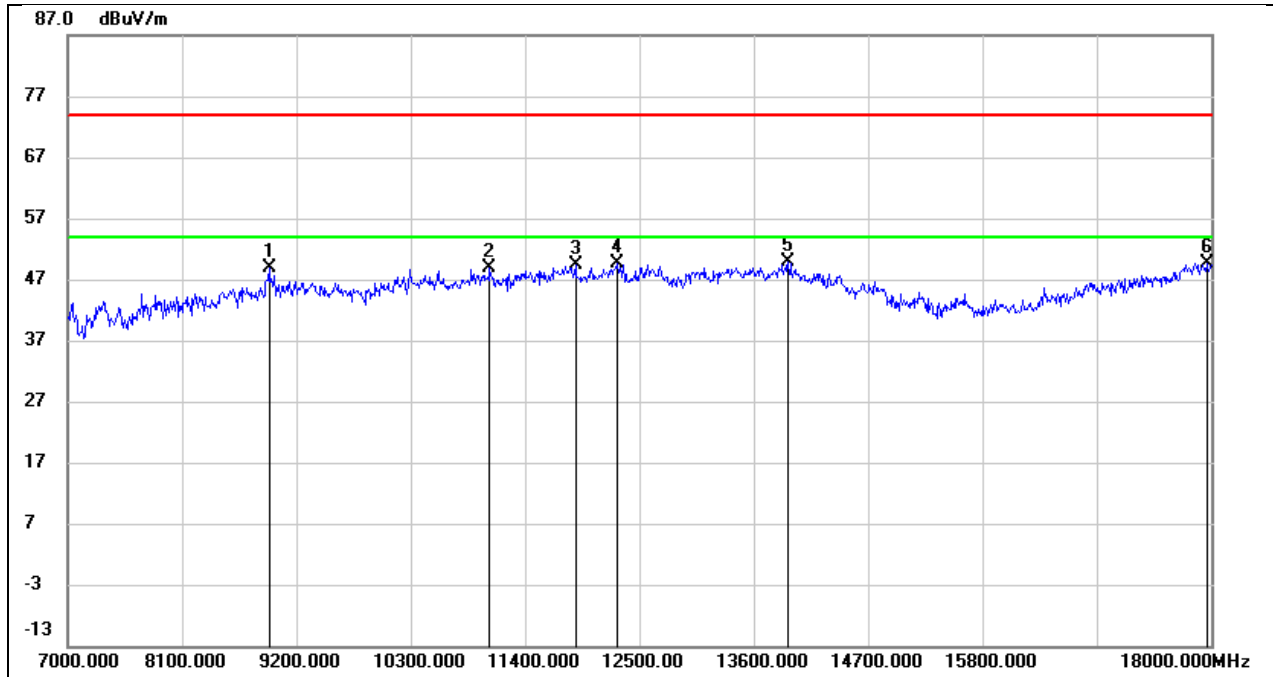
No.	Frequency (MHz)	Reading (dBuV)	Correct (dB/m)	Result (dBuV/m)	Limit (dBuV/m)	Margin (dB)	Remark
1	8991.000	35.78	11.73	47.51	74.00	-26.49	peak
2	11070.000	34.70	15.04	49.74	74.00	-24.26	peak
3	11312.000	33.92	16.03	49.95	74.00	-24.05	peak
4	12236.000	31.76	18.66	50.42	74.00	-23.58	peak
5	13864.000	28.55	22.45	51.00	74.00	-23.00	peak
6	17615.000	25.52	24.01	49.53	74.00	-24.47	peak

Test Mode:	802.11ac VHT160	Frequency(MHz):	5250
Polarity:	Vertical	Test Voltage:	AC 120V_60Hz



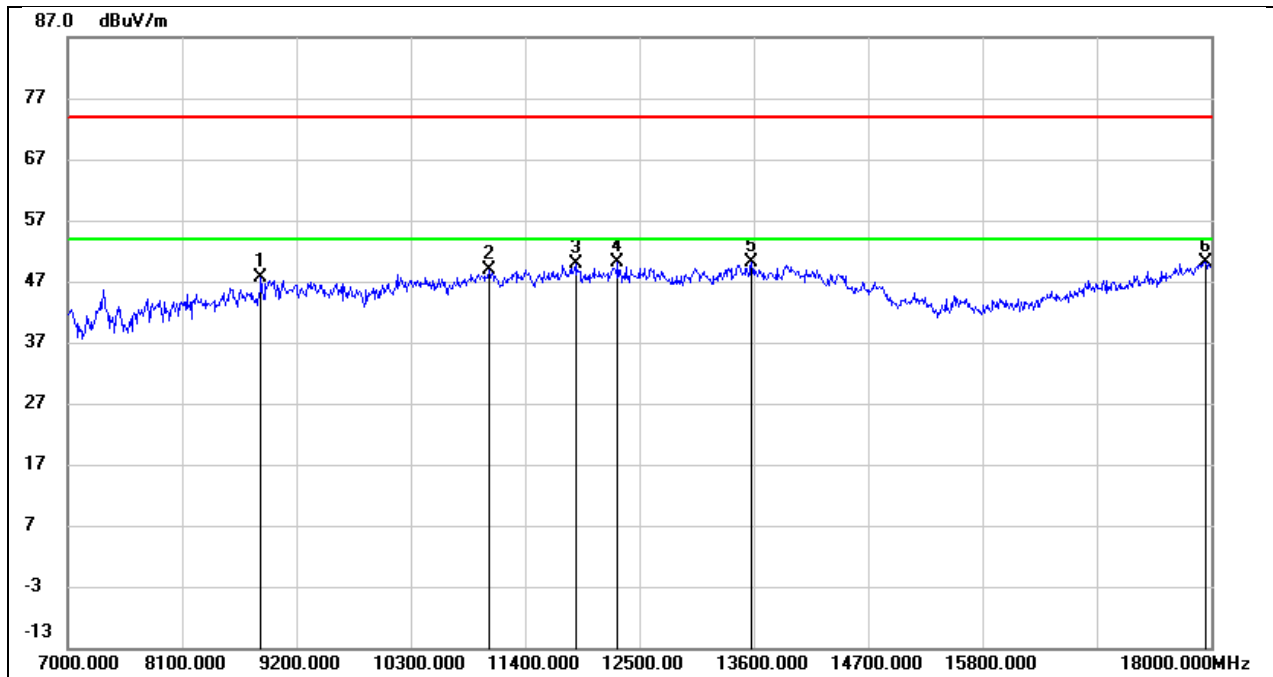
No.	Frequency (MHz)	Reading (dBuV)	Correct (dB/m)	Result (dBuV/m)	Limit (dBuV/m)	Margin (dB)	Remark
1	8980.000	35.71	11.57	47.28	74.00	-26.72	peak
2	10223.000	35.00	12.44	47.44	74.00	-26.56	peak
3	11015.000	34.56	14.93	49.49	74.00	-24.51	peak
4	12247.000	31.05	18.68	49.73	74.00	-24.27	peak
5	13875.000	27.32	22.46	49.78	74.00	-24.22	peak
6	17989.000	22.83	26.92	49.75	74.00	-24.25	peak

Test Mode:	802.11ac VHT160	Frequency(MHz):	5570
Polarity:	Horizontal	Test Voltage:	AC 120V_60Hz



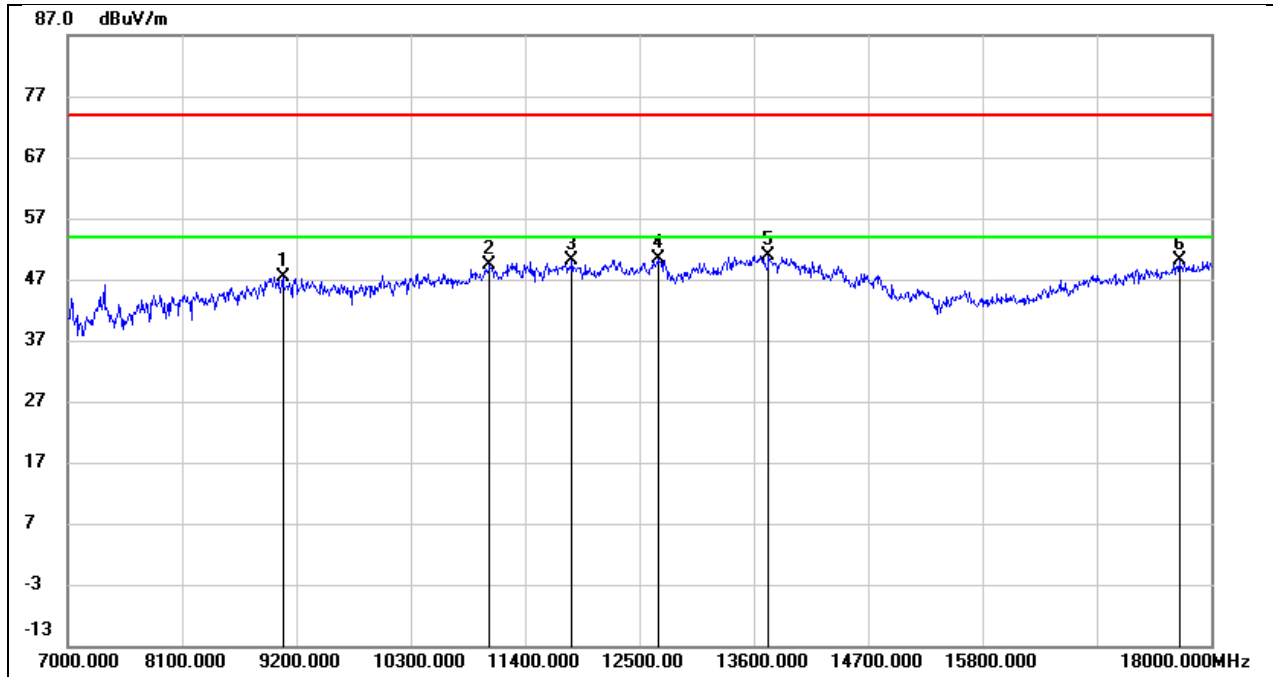
No.	Frequency (MHz)	Reading (dBuV)	Correct (dB/m)	Result (dBuV/m)	Limit (dBuV/m)	Margin (dB)	Remark
1	8936.000	38.06	10.91	48.97	74.00	-25.03	peak
2	11059.000	33.83	15.02	48.85	74.00	-25.15	peak
3	11884.000	31.38	18.00	49.38	74.00	-24.62	peak
4	12291.000	30.90	18.77	49.67	74.00	-24.33	peak
5	13930.000	27.30	22.50	49.80	74.00	-24.20	peak
6	17956.000	22.83	26.78	49.61	74.00	-24.39	peak

Test Mode:	802.11ac VHT160	Frequency(MHz):	5570
Polarity:	Vertical	Test Voltage:	AC 120V_60Hz



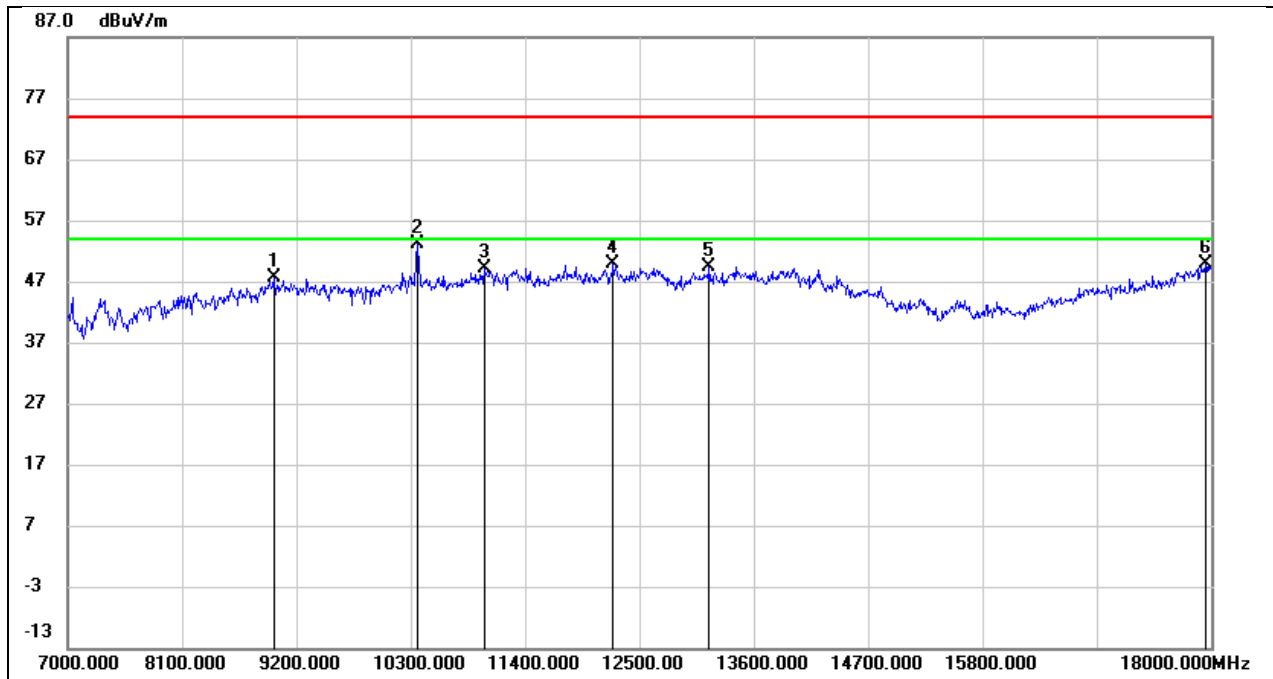
No.	Frequency (MHz)	Reading (dBuV)	Correct (dB/m)	Result (dBuV/m)	Limit (dBuV/m)	Margin (dB)	Remark
1	8859.000	37.76	9.76	47.52	74.00	-26.48	peak
2	11059.000	33.77	15.02	48.79	74.00	-25.21	peak
3	11884.000	31.82	18.00	49.82	74.00	-24.18	peak
4	12291.000	31.27	18.77	50.04	74.00	-23.96	peak
5	13578.000	28.60	21.42	50.02	74.00	-23.98	peak
6	17945.000	23.42	26.74	50.16	74.00	-23.84	peak

Test Mode:	802.11ax HE20	Frequency(MHz):	5180
Polarity:	Horizontal	Test Voltage:	AC 120V_60Hz



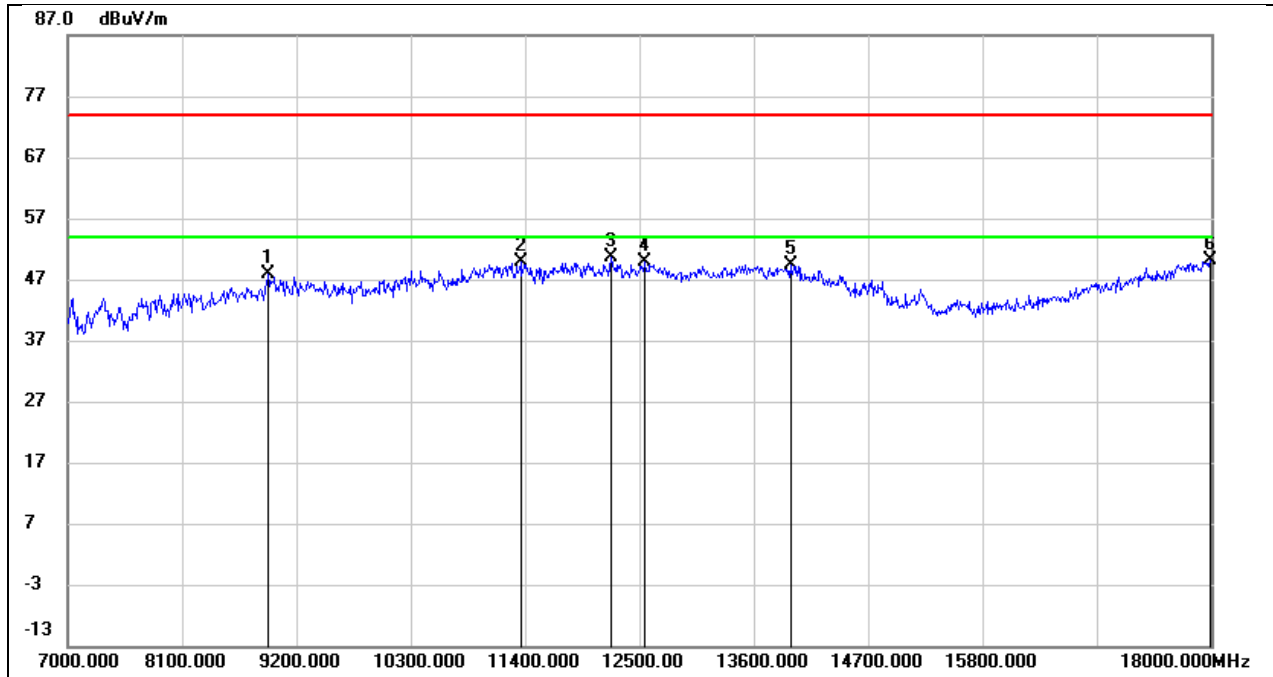
No.	Frequency (MHz)	Reading (dBuV)	Correct (dB/m)	Result (dBuV/m)	Limit (dBuV/m)	Margin (dB)	Remark
1	9068.000	36.10	11.25	47.35	74.00	-26.65	peak
2	11059.000	34.36	15.02	49.38	74.00	-24.62	peak
3	11851.000	32.25	17.83	50.08	74.00	-23.92	peak
4	12687.000	31.85	18.53	50.38	74.00	-23.62	peak
5	13743.000	28.83	22.13	50.96	74.00	-23.04	peak
6	17692.000	25.36	24.88	50.24	74.00	-23.76	peak

Test Mode:	802.11ax HE20	Frequency(MHz):	5180
Polarity:	Vertical	Test Voltage:	AC 120V_60Hz



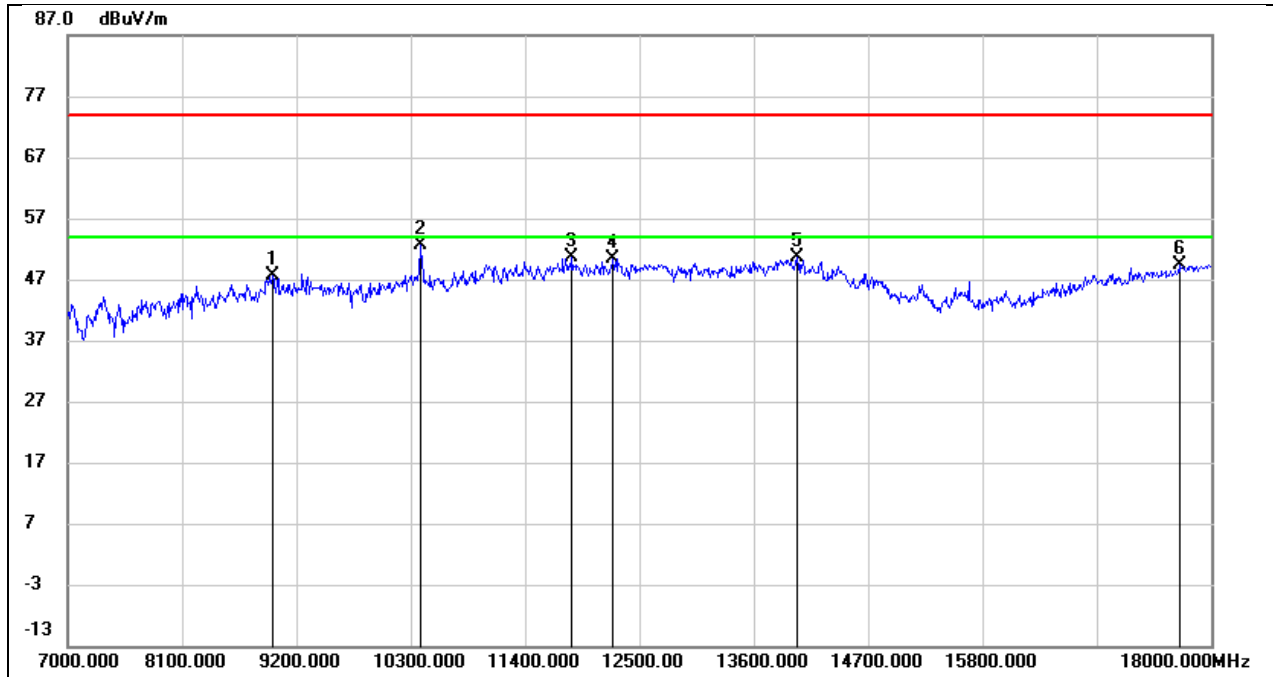
No.	Frequency (MHz)	Reading (dBuV)	Correct (dB/m)	Result (dBuV/m)	Limit (dBuV/m)	Margin (dB)	Remark
1	8980.000	35.98	11.57	47.55	74.00	-26.45	peak
2	10366.000	40.08	13.08	53.16	74.00	-20.84	peak
3	11004.000	34.31	14.90	49.21	74.00	-24.79	peak
4	12247.000	31.26	18.68	49.94	74.00	-24.06	peak
5	13171.000	29.55	19.89	49.44	74.00	-24.56	peak
6	17945.000	23.14	26.74	49.88	74.00	-24.12	peak

Test Mode:	802.11ax HE20	Frequency(MHz):	5200
Polarity:	Horizontal	Test Voltage:	AC 120V_60Hz



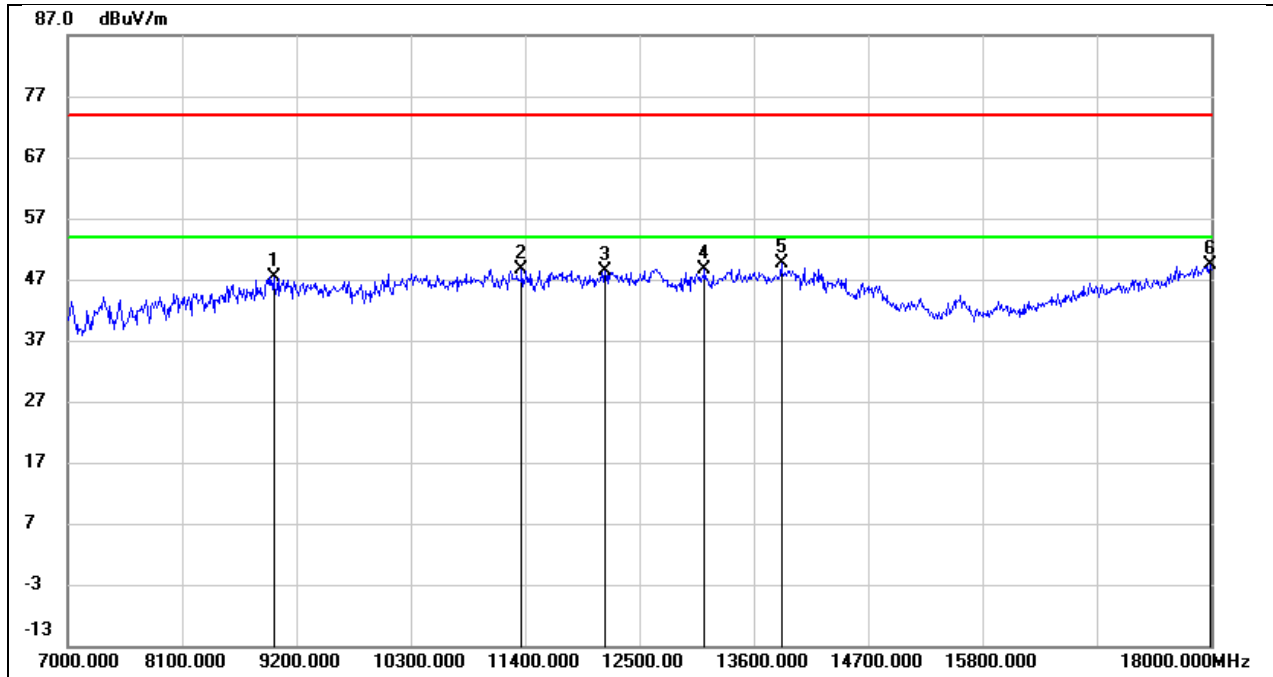
No.	Frequency (MHz)	Reading (dBuV)	Correct (dB/m)	Result (dBuV/m)	Limit (dBuV/m)	Margin (dB)	Remark
1	8925.000	37.24	10.75	47.99	74.00	-26.01	peak
2	11356.000	33.61	16.30	49.91	74.00	-24.09	peak
3	12225.000	32.03	18.63	50.66	74.00	-23.34	peak
4	12555.000	31.47	18.43	49.90	74.00	-24.10	peak
5	13952.000	26.83	22.51	49.34	74.00	-24.66	peak
6	17989.000	23.19	26.92	50.11	74.00	-23.89	peak

Test Mode:	802.11ax HE20	Frequency(MHz):	5200
Polarity:	Vertical	Test Voltage:	AC 120V_60Hz



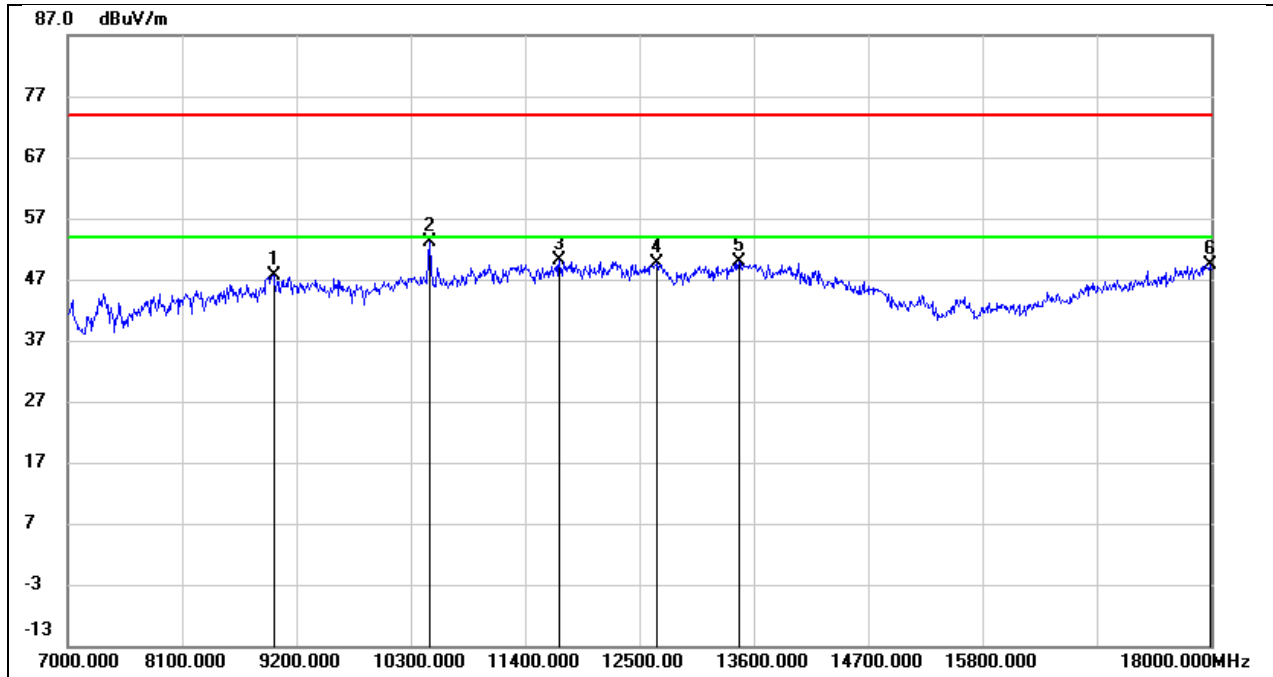
No.	Frequency (MHz)	Reading (dBuV)	Correct (dB/m)	Result (dBuV/m)	Limit (dBuV/m)	Margin (dB)	Remark
1	8969.000	36.29	11.40	47.69	74.00	-26.31	peak
2	10388.000	39.37	13.18	52.55	74.00	-21.45	peak
3	11851.000	32.73	17.83	50.56	74.00	-23.44	peak
4	12247.000	31.73	18.68	50.41	74.00	-23.59	peak
5	14018.000	28.08	22.49	50.57	74.00	-23.43	peak
6	17692.000	24.55	24.88	49.43	74.00	-24.57	peak

Test Mode:	802.11ax HE20	Frequency(MHz):	5240
Polarity:	Horizontal	Test Voltage:	AC 120V_60Hz



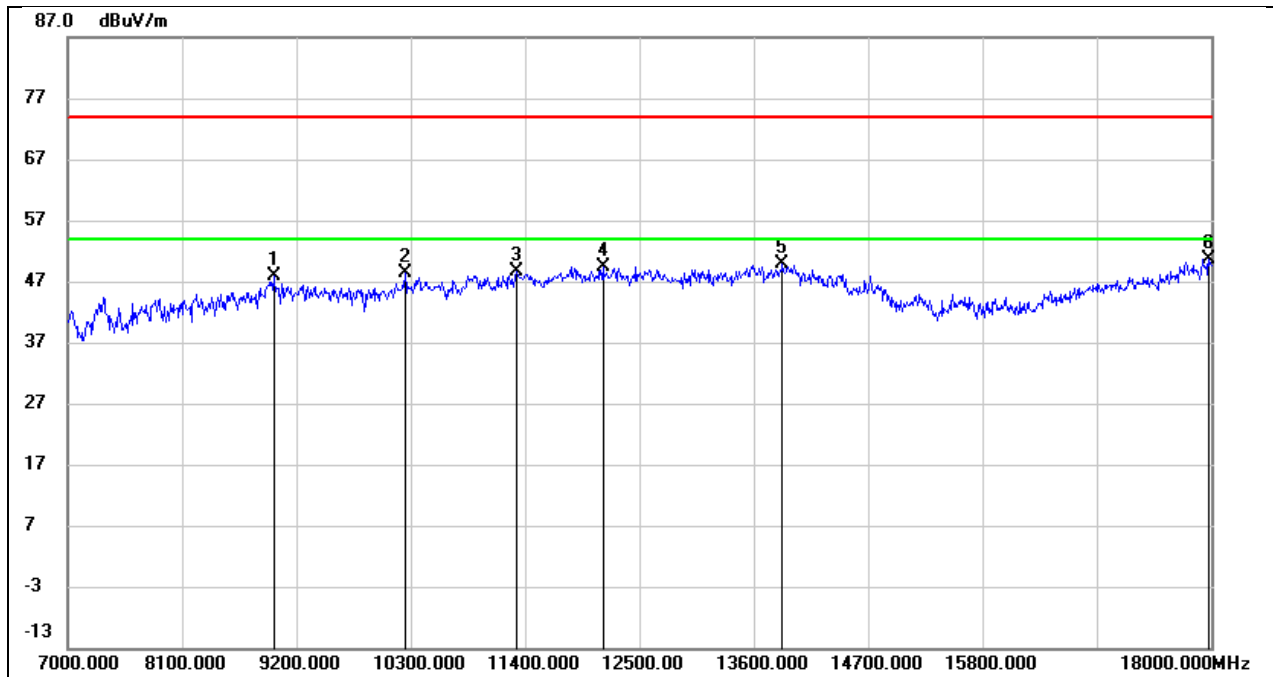
No.	Frequency (MHz)	Reading (dBuV)	Correct (dB/m)	Result (dBuV/m)	Limit (dBuV/m)	Margin (dB)	Remark
1	8980.000	35.81	11.57	47.38	74.00	-26.62	peak
2	11367.000	32.28	16.37	48.65	74.00	-25.35	peak
3	12170.000	29.81	18.58	48.39	74.00	-25.61	peak
4	13127.000	28.87	19.68	48.55	74.00	-25.45	peak
5	13864.000	27.08	22.45	49.53	74.00	-24.47	peak
6	17989.000	22.34	26.92	49.26	74.00	-24.74	peak

Test Mode:	802.11ax HE20	Frequency(MHz):	5240
Polarity:	Vertical	Test Voltage:	AC 120V_60Hz



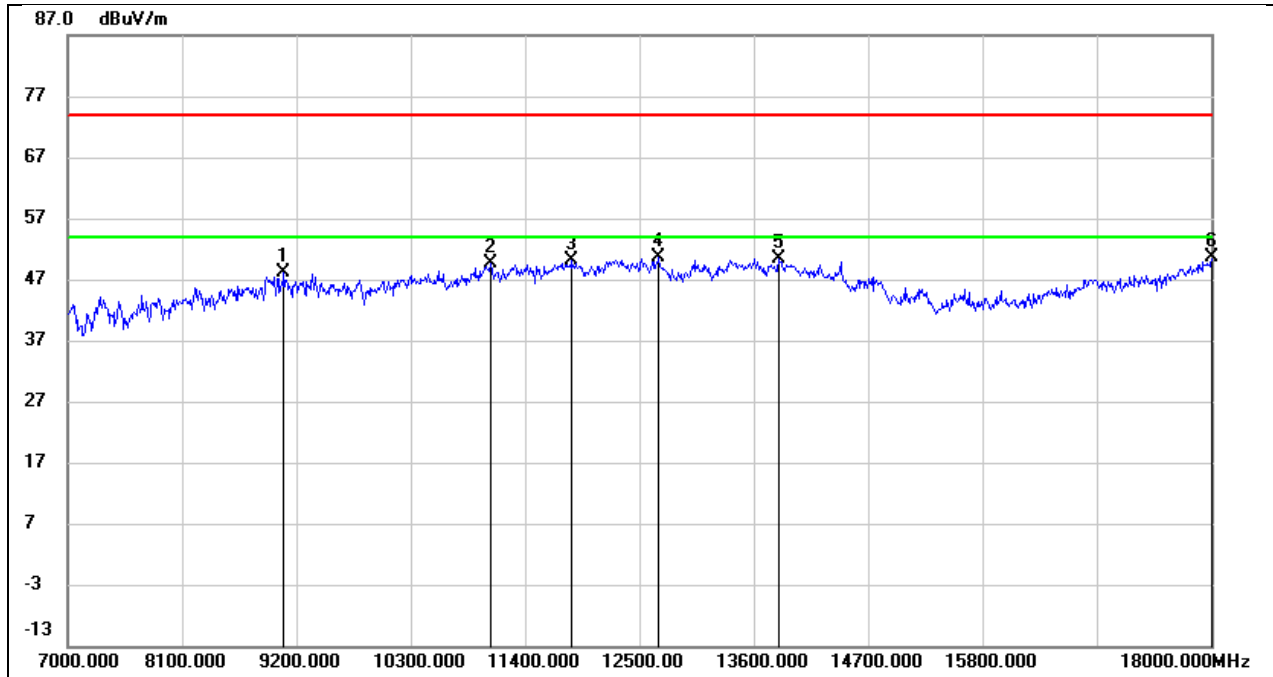
No.	Frequency (MHz)	Reading (dBuV)	Correct (dB/m)	Result (dBuV/m)	Limit (dBuV/m)	Margin (dB)	Remark
1	8980.000	35.99	11.57	47.56	74.00	-26.44	peak
2	10476.000	39.72	13.44	53.16	74.00	-20.84	peak
3	11730.000	32.69	17.37	50.06	74.00	-23.94	peak
4	12665.000	31.16	18.48	49.64	74.00	-24.36	peak
5	13457.000	28.63	21.29	49.92	74.00	-24.08	peak
6	17989.000	22.52	26.92	49.44	74.00	-24.56	peak

Test Mode:	802.11ax HE20	Frequency(MHz):	5260
Polarity:	Horizontal	Test Voltage:	AC 120V_60Hz



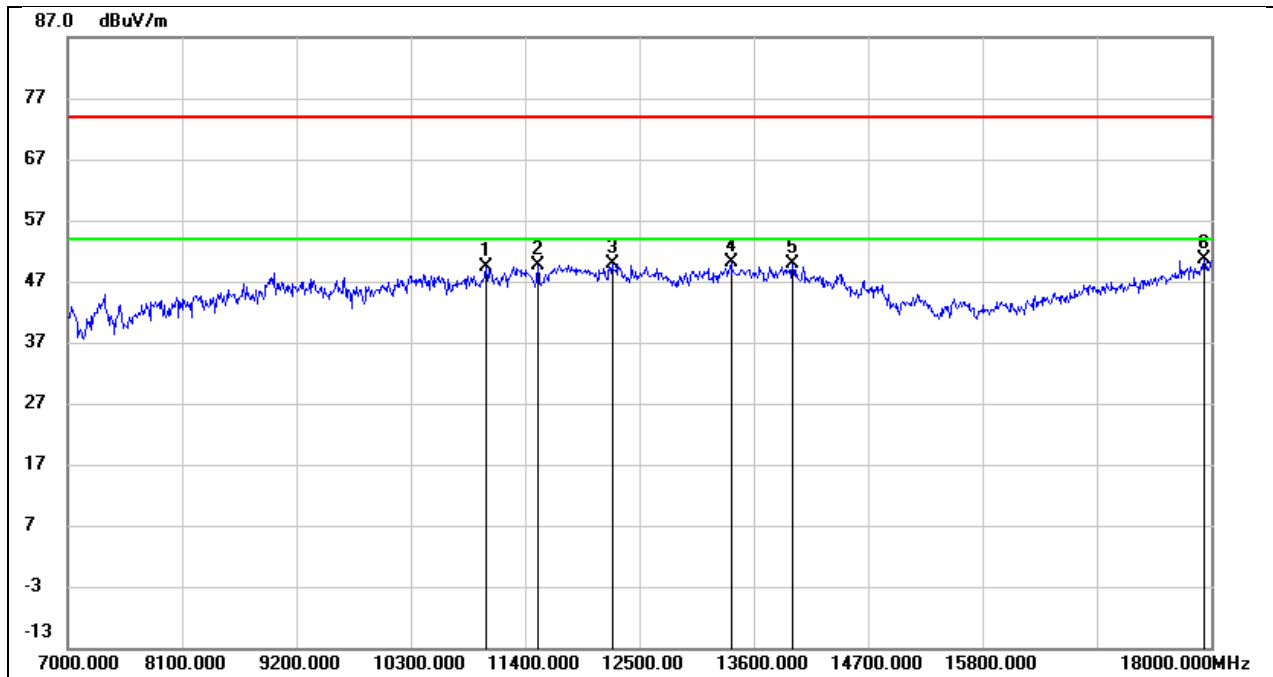
No.	Frequency (MHz)	Reading (dBuV)	Correct (dB/m)	Result (dBuV/m)	Limit (dBuV/m)	Margin (dB)	Remark
1	8980.000	36.33	11.57	47.90	74.00	-26.10	peak
2	10245.000	35.88	12.54	48.42	74.00	-25.58	peak
3	11312.000	32.57	16.03	48.60	74.00	-25.40	peak
4	12148.000	30.80	18.59	49.39	74.00	-24.61	peak
5	13875.000	27.42	22.46	49.88	74.00	-24.12	peak
6	17978.000	23.71	26.88	50.59	74.00	-23.41	peak

Test Mode:	802.11ax HE20	Frequency(MHz):	5260
Polarity:	Vertical	Test Voltage:	AC 120V_60Hz



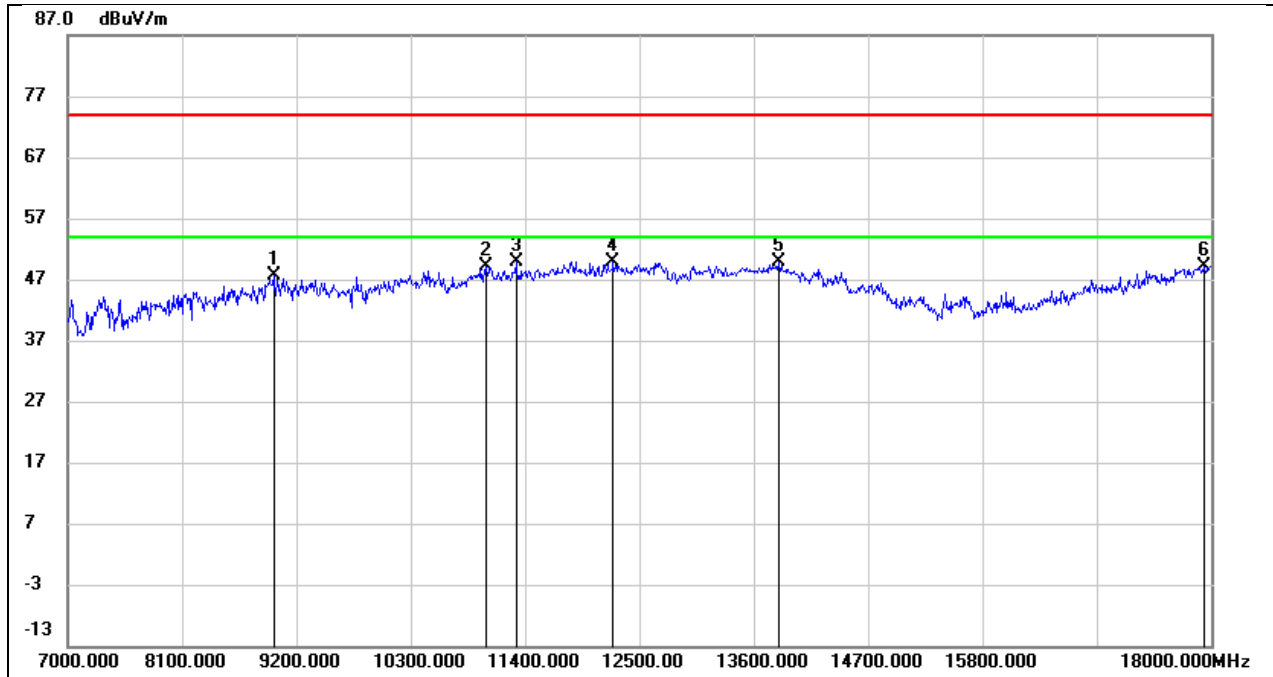
No.	Frequency (MHz)	Reading (dBuV)	Correct (dB/m)	Result (dBuV/m)	Limit (dBuV/m)	Margin (dB)	Remark
1	9079.000	36.97	11.15	48.12	74.00	-25.88	peak
2	11070.000	34.65	15.04	49.69	74.00	-24.31	peak
3	11851.000	32.36	17.83	50.19	74.00	-23.81	peak
4	12687.000	32.07	18.53	50.60	74.00	-23.40	peak
5	13842.000	27.90	22.44	50.34	74.00	-23.66	peak
6	18000.000	23.66	26.97	50.63	74.00	-23.37	peak

Test Mode:	802.11ax HE20	Frequency(MHz):	5280
Polarity:	Horizontal	Test Voltage:	AC 120V_60Hz



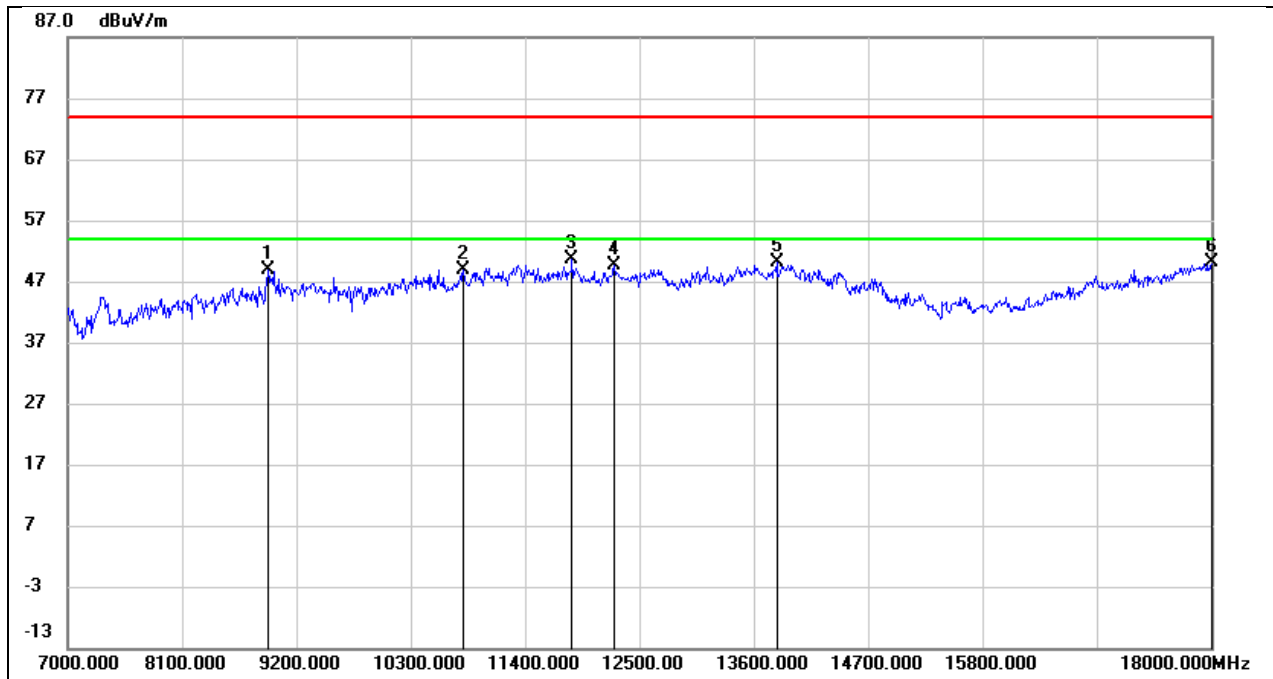
No.	Frequency (MHz)	Reading (dBuV)	Correct (dB/m)	Result (dBuV/m)	Limit (dBuV/m)	Margin (dB)	Remark
1	11026.000	34.35	14.95	49.30	74.00	-24.70	peak
2	11521.000	32.76	16.92	49.68	74.00	-24.32	peak
3	12236.000	31.34	18.66	50.00	74.00	-24.00	peak
4	13380.000	29.06	21.01	50.07	74.00	-23.93	peak
5	13974.000	27.25	22.53	49.78	74.00	-24.22	peak
6	17934.000	24.03	26.69	50.72	74.00	-23.28	peak

Test Mode:	802.11ax HE20	Frequency(MHz):	5280
Polarity:	Vertical	Test Voltage:	AC 120V_60Hz



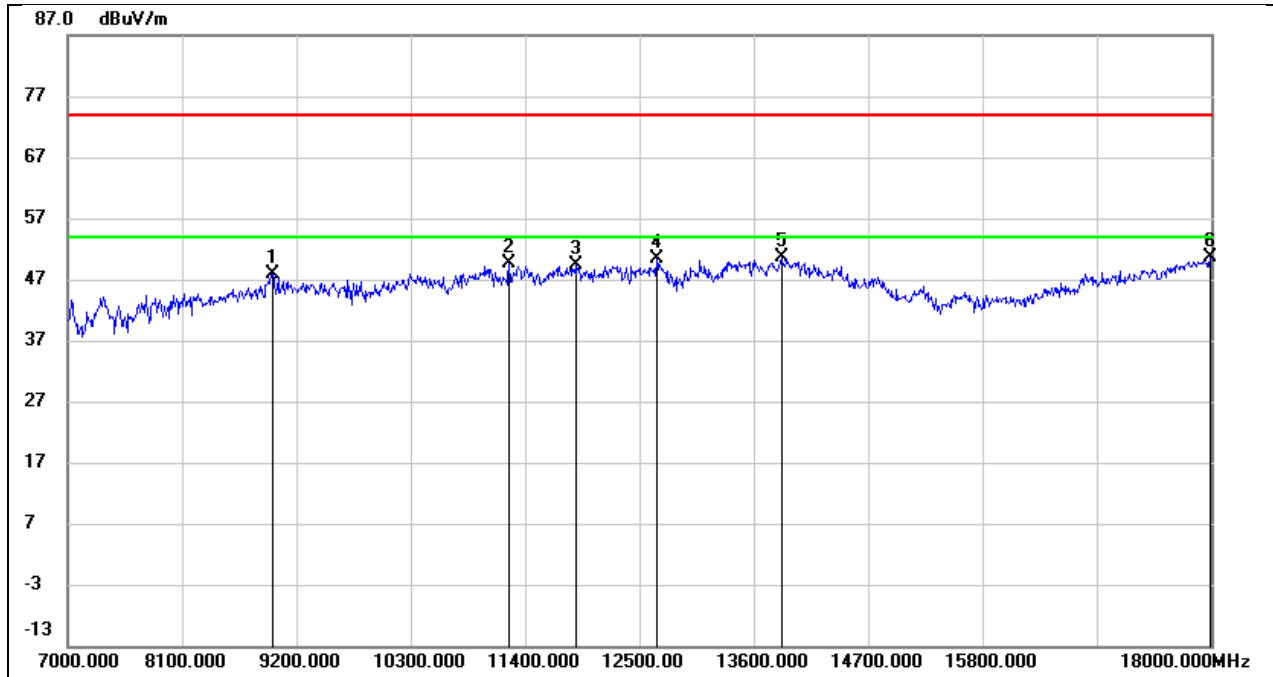
No.	Frequency (MHz)	Reading (dBuV)	Correct (dB/m)	Result (dBuV/m)	Limit (dBuV/m)	Margin (dB)	Remark
1	8980.000	36.07	11.57	47.64	74.00	-26.36	peak
2	11026.000	34.16	14.95	49.11	74.00	-24.89	peak
3	11312.000	33.80	16.03	49.83	74.00	-24.17	peak
4	12247.000	31.25	18.68	49.93	74.00	-24.07	peak
5	13842.000	27.38	22.44	49.82	74.00	-24.18	peak
6	17934.000	22.56	26.69	49.25	74.00	-24.75	peak

Test Mode:	802.11ax HE20	Frequency(MHz):	5320
Polarity:	Horizontal	Test Voltage:	AC 120V_60Hz



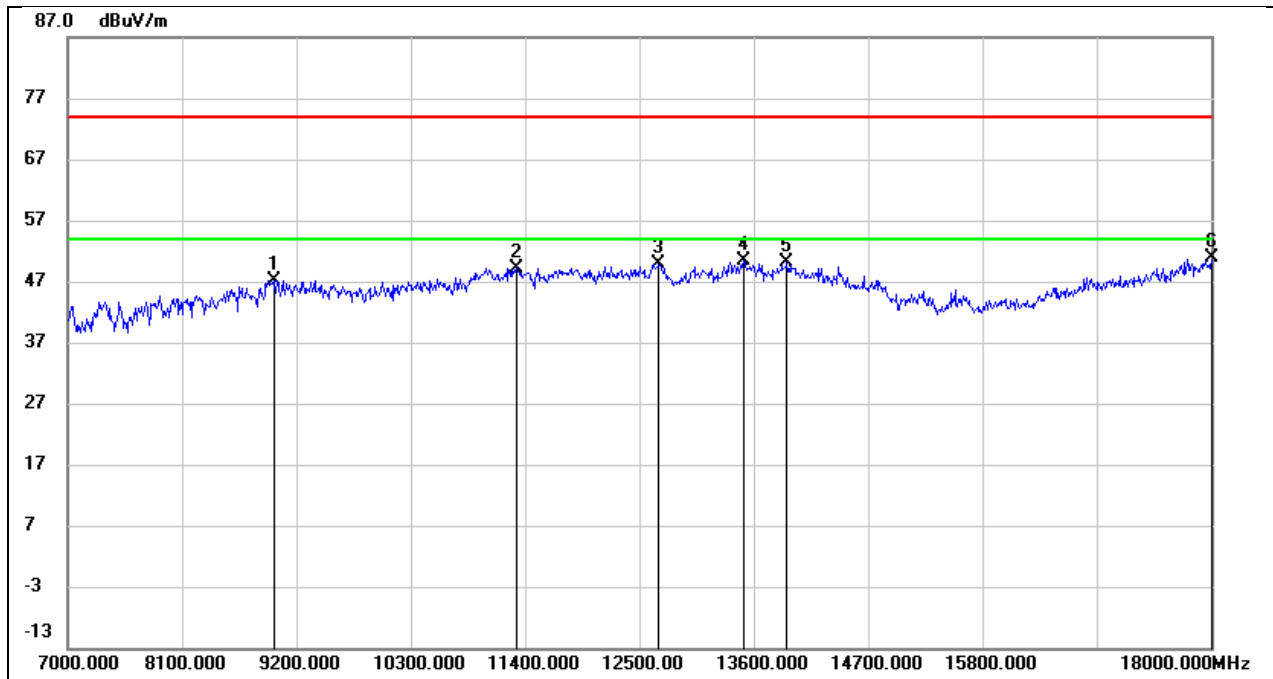
No.	Frequency (MHz)	Reading (dBuV)	Correct (dB/m)	Result (dBuV/m)	Limit (dBuV/m)	Margin (dB)	Remark
1	8925.000	38.17	10.75	48.92	74.00	-25.08	peak
2	10806.000	35.05	13.87	48.92	74.00	-25.08	peak
3	11851.000	32.74	17.83	50.57	74.00	-23.43	peak
4	12258.000	30.93	18.70	49.63	74.00	-24.37	peak
5	13820.000	27.81	22.43	50.24	74.00	-23.76	peak
6	18000.000	23.28	26.97	50.25	74.00	-23.75	peak

Test Mode:	802.11ax HE20	Frequency(MHz):	5320
Polarity:	Vertical	Test Voltage:	AC 120V_60Hz



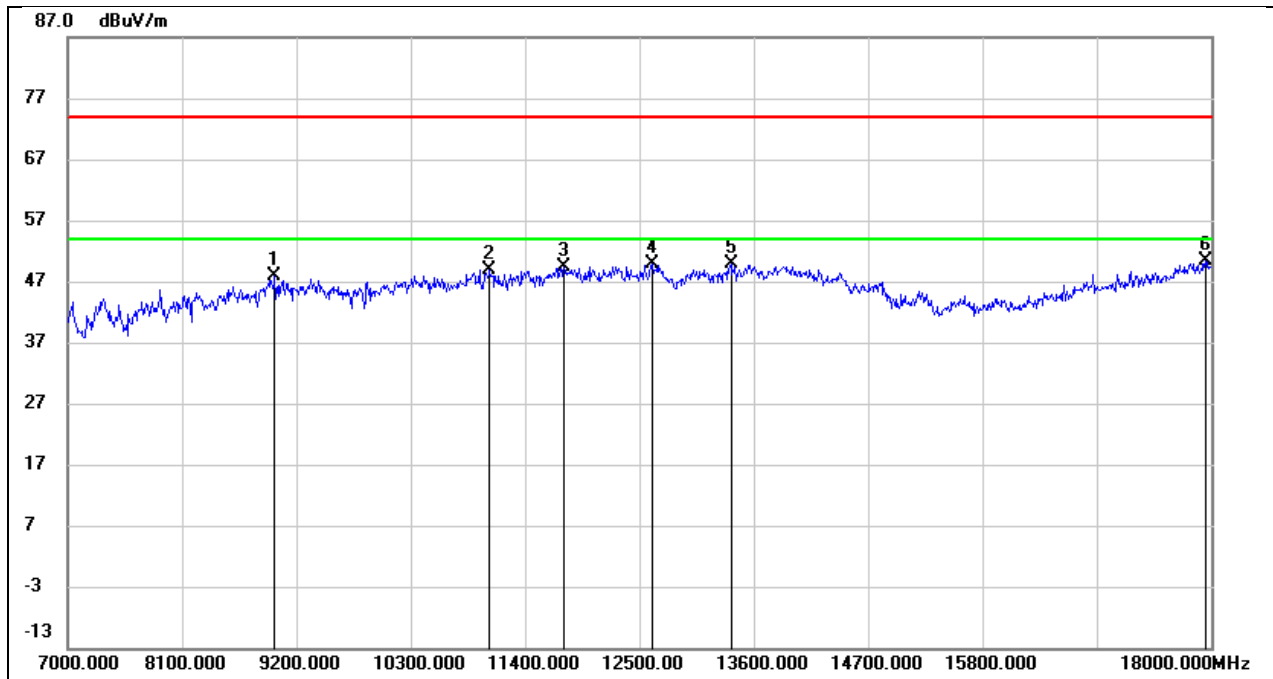
No.	Frequency (MHz)	Reading (dBuV)	Correct (dB/m)	Result (dBuV/m)	Limit (dBuV/m)	Margin (dB)	Remark
1	8969.000	36.55	11.40	47.95	74.00	-26.05	peak
2	11246.000	34.10	15.62	49.72	74.00	-24.28	peak
3	11884.000	31.38	18.00	49.38	74.00	-24.62	peak
4	12665.000	31.89	18.48	50.37	74.00	-23.63	peak
5	13864.000	28.28	22.45	50.73	74.00	-23.27	peak
6	17989.000	23.61	26.92	50.53	74.00	-23.47	peak

Test Mode:	802.11ax HE20	Frequency(MHz):	5500
Polarity:	Horizontal	Test Voltage:	AC 120V_60Hz



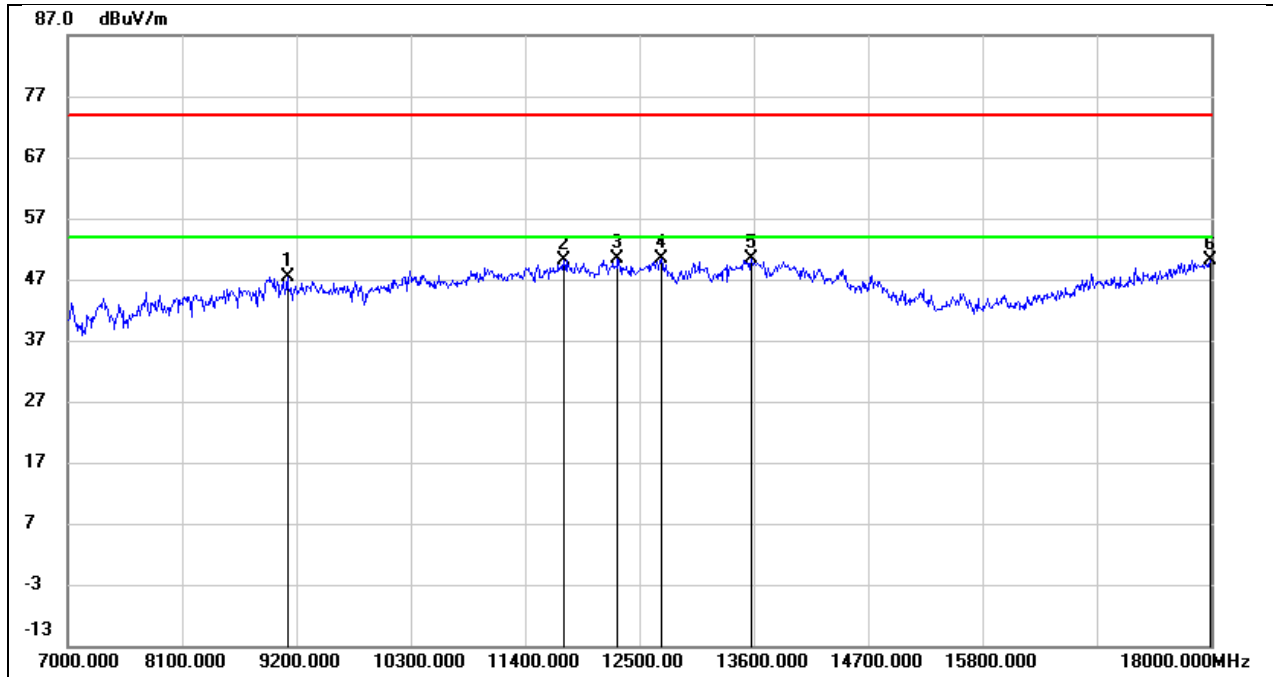
No.	Frequency (MHz)	Reading (dBuV)	Correct (dB/m)	Result (dBuV/m)	Limit (dBuV/m)	Margin (dB)	Remark
1	8980.000	35.56	11.57	47.13	74.00	-26.87	peak
2	11312.000	33.22	16.03	49.25	74.00	-24.75	peak
3	12687.000	31.34	18.53	49.87	74.00	-24.13	peak
4	13501.000	28.97	21.40	50.37	74.00	-23.63	peak
5	13919.000	27.69	22.49	50.18	74.00	-23.82	peak
6	18000.000	23.93	26.97	50.90	74.00	-23.10	peak

Test Mode:	802.11ax HE20	Frequency(MHz):	5500
Polarity:	Vertical	Test Voltage:	AC 120V_60Hz



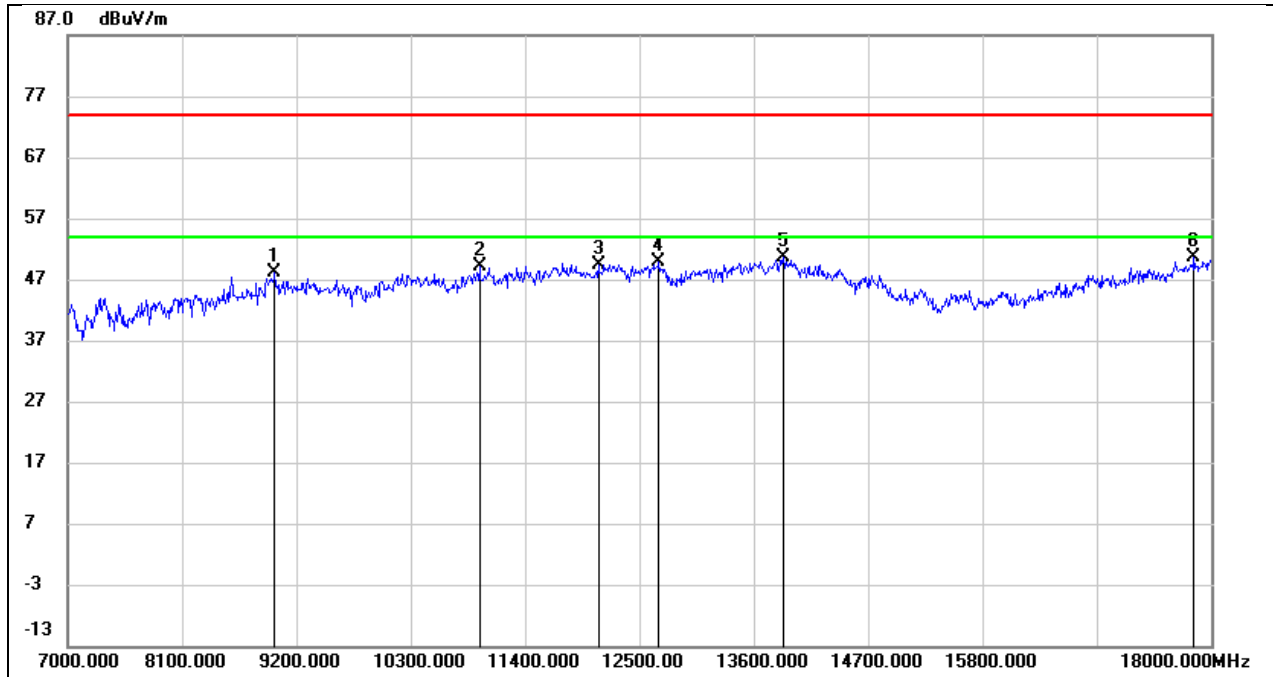
No.	Frequency (MHz)	Reading (dBuV)	Correct (dB/m)	Result (dBuV/m)	Limit (dBuV/m)	Margin (dB)	Remark
1	8991.000	36.13	11.73	47.86	74.00	-26.14	peak
2	11059.000	33.83	15.02	48.85	74.00	-25.15	peak
3	11774.000	31.77	17.49	49.26	74.00	-24.74	peak
4	12621.000	31.42	18.38	49.80	74.00	-24.20	peak
5	13380.000	28.96	21.01	49.97	74.00	-24.03	peak
6	17945.000	23.60	26.74	50.34	74.00	-23.66	peak

Test Mode:	802.11ax HE20	Frequency(MHz):	5580
Polarity:	Horizontal	Test Voltage:	AC 120V_60Hz



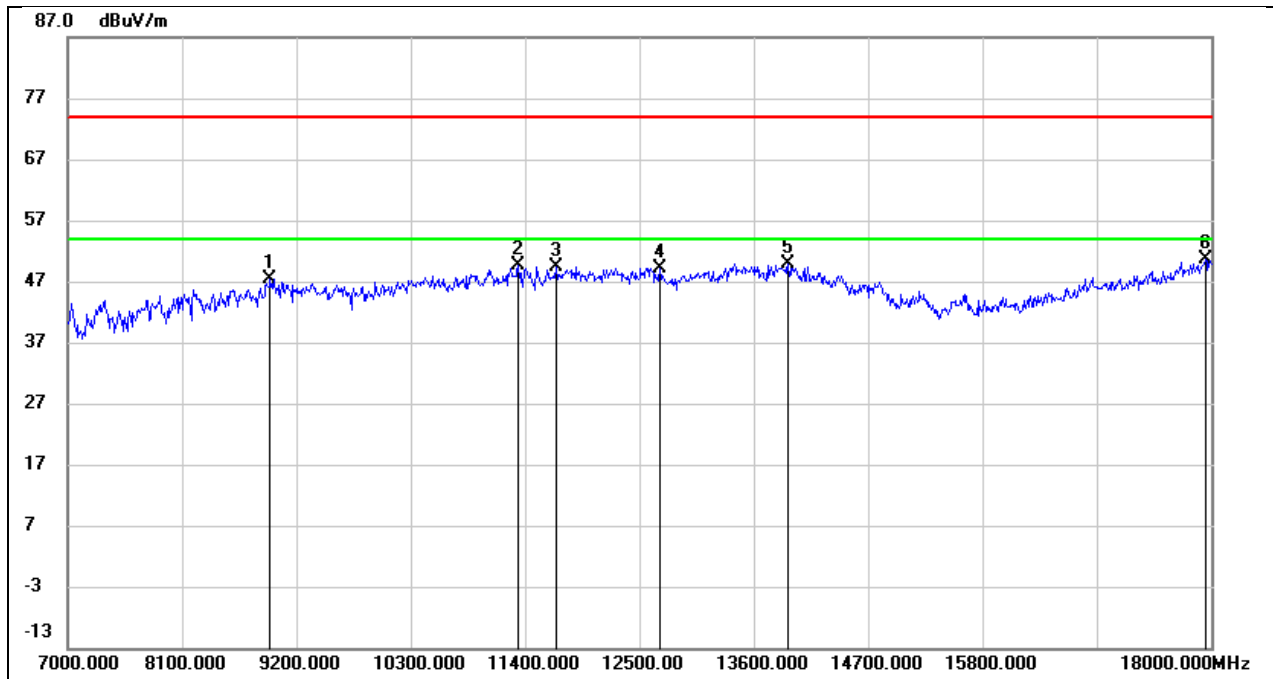
No.	Frequency (MHz)	Reading (dBuV)	Correct (dB/m)	Result (dBuV/m)	Limit (dBuV/m)	Margin (dB)	Remark
1	9112.000	36.50	10.85	47.35	74.00	-26.65	peak
2	11774.000	32.60	17.49	50.09	74.00	-23.91	peak
3	12291.000	31.58	18.77	50.35	74.00	-23.65	peak
4	12709.000	31.68	18.59	50.27	74.00	-23.73	peak
5	13578.000	28.93	21.42	50.35	74.00	-23.65	peak
6	17989.000	23.30	26.92	50.22	74.00	-23.78	peak

Test Mode:	802.11ax HE20	Frequency(MHz):	5580
Polarity:	Vertical	Test Voltage:	AC 120V_60Hz



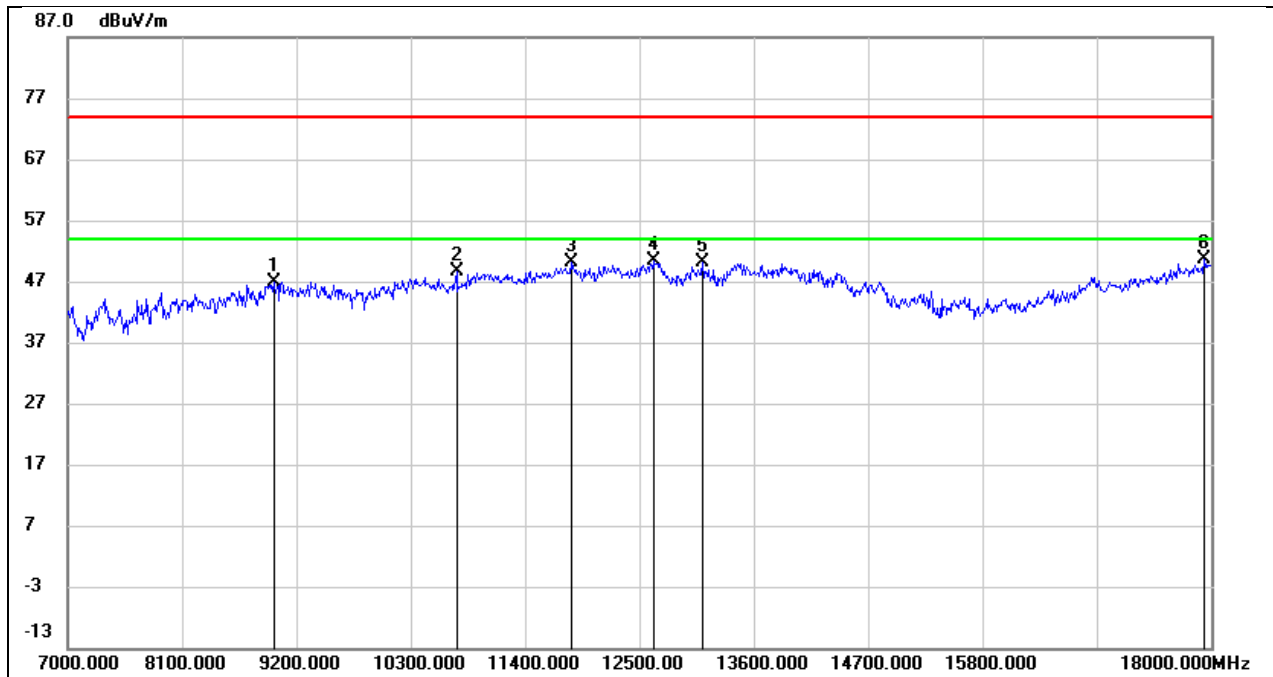
No.	Frequency (MHz)	Reading (dBuV)	Correct (dB/m)	Result (dBuV/m)	Limit (dBuV/m)	Margin (dB)	Remark
1	8991.000	36.42	11.73	48.15	74.00	-25.85	peak
2	10960.000	34.48	14.67	49.15	74.00	-24.85	peak
3	12104.000	30.87	18.59	49.46	74.00	-24.54	peak
4	12687.000	31.28	18.53	49.81	74.00	-24.19	peak
5	13886.000	28.16	22.48	50.64	74.00	-23.36	peak
6	17835.000	24.40	26.27	50.67	74.00	-23.33	peak

Test Mode:	802.11ax HE20	Frequency(MHz):	5700
Polarity:	Horizontal	Test Voltage:	AC 120V_60Hz



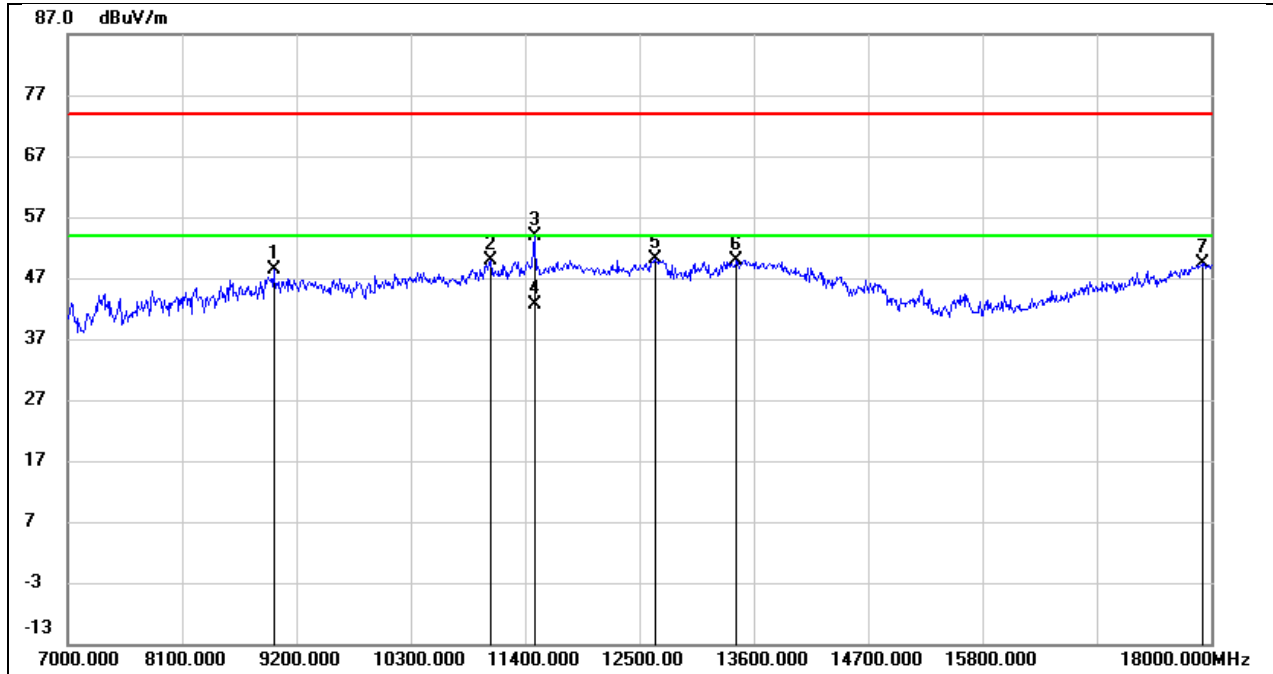
No.	Frequency (MHz)	Reading (dBuV)	Correct (dB/m)	Result (dBuV/m)	Limit (dBuV/m)	Margin (dB)	Remark
1	8947.000	36.37	11.08	47.45	74.00	-26.55	peak
2	11334.000	33.47	16.16	49.63	74.00	-24.37	peak
3	11697.000	32.06	17.29	49.35	74.00	-24.65	peak
4	12698.000	30.67	18.56	49.23	74.00	-24.77	peak
5	13930.000	27.40	22.50	49.90	74.00	-24.10	peak
6	17945.000	23.97	26.74	50.71	74.00	-23.29	peak

Test Mode:	802.11ax HE20	Frequency(MHz):	5700
Polarity:	Vertical	Test Voltage:	AC 120V_60Hz



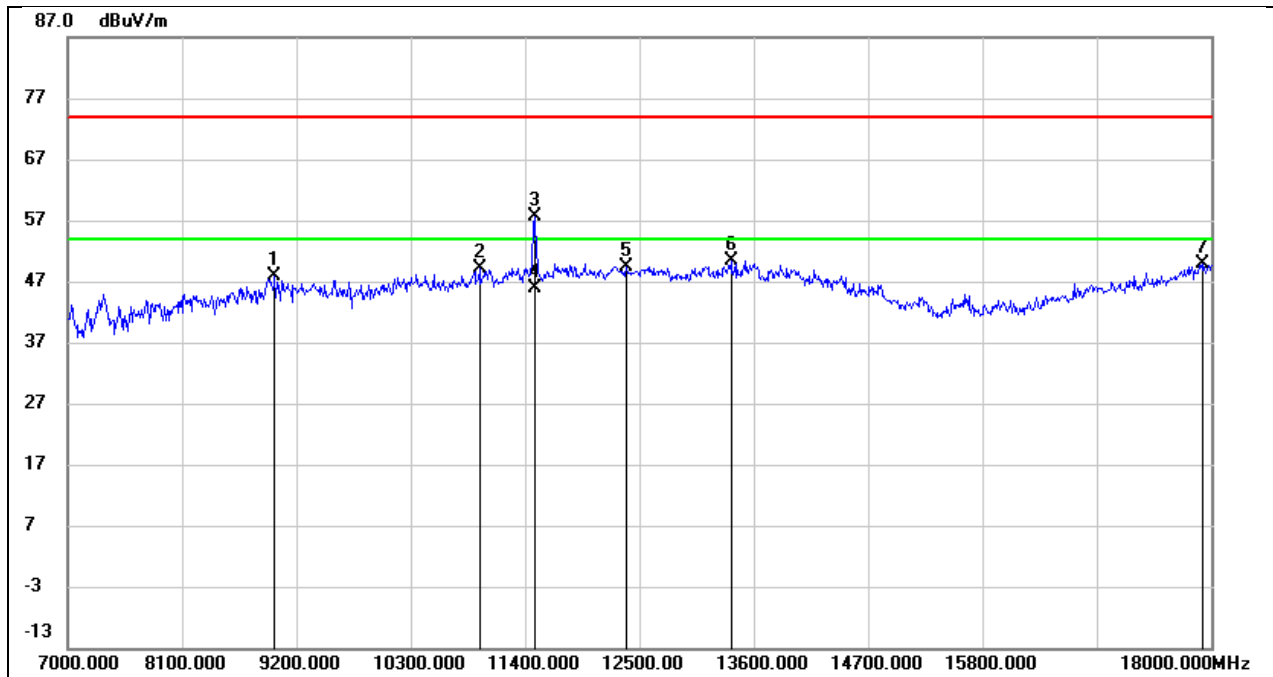
No.	Frequency (MHz)	Reading (dBuV)	Correct (dB/m)	Result (dBuV/m)	Limit (dBuV/m)	Margin (dB)	Remark
1	8980.000	35.28	11.57	46.85	74.00	-27.15	peak
2	10740.000	34.71	13.83	48.54	74.00	-25.46	peak
3	11840.000	32.40	17.76	50.16	74.00	-23.84	peak
4	12632.000	31.86	18.40	50.26	74.00	-23.74	peak
5	13105.000	30.43	19.58	50.01	74.00	-23.99	peak
6	17934.000	23.93	26.69	50.62	74.00	-23.38	peak

Test Mode:	802.11ax HE20	Frequency(MHz):	5745
Polarity:	Horizontal	Test Voltage:	AC 120V_60Hz



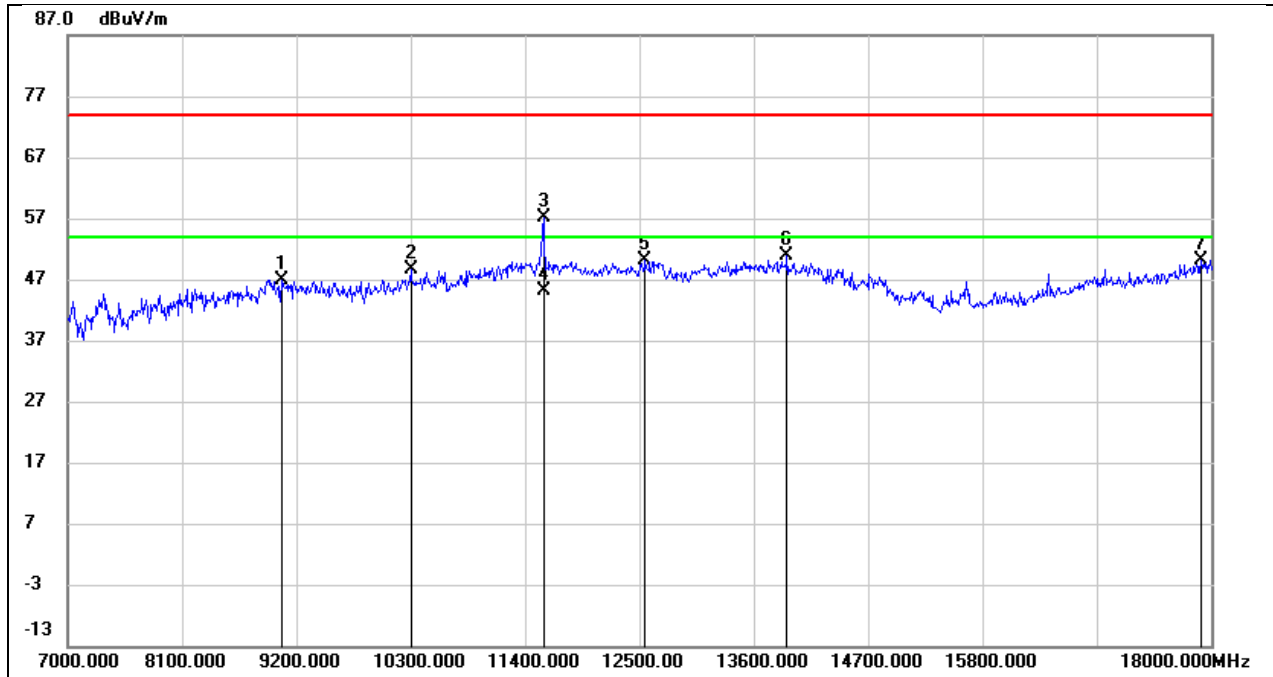
No.	Frequency (MHz)	Reading (dBuV)	Correct (dB/m)	Result (dBuV/m)	Limit (dBuV/m)	Margin (dB)	Remark
1	8980.000	36.76	11.57	48.33	74.00	-25.67	peak
2	11070.000	34.77	15.04	49.81	74.00	-24.19	peak
3	11488.000	37.11	16.84	53.95	74.00	-20.05	peak
4	11488.000	25.90	16.84	42.74	54.00	-11.26	AVG
5	12654.000	31.73	18.44	50.17	74.00	-23.83	peak
6	13435.000	28.66	21.22	49.88	74.00	-24.12	peak
7	17923.000	22.86	26.64	49.50	74.00	-24.50	peak

Test Mode:	802.11ax HE20	Frequency(MHz):	5745
Polarity:	Vertical	Test Voltage:	AC 120V_60Hz



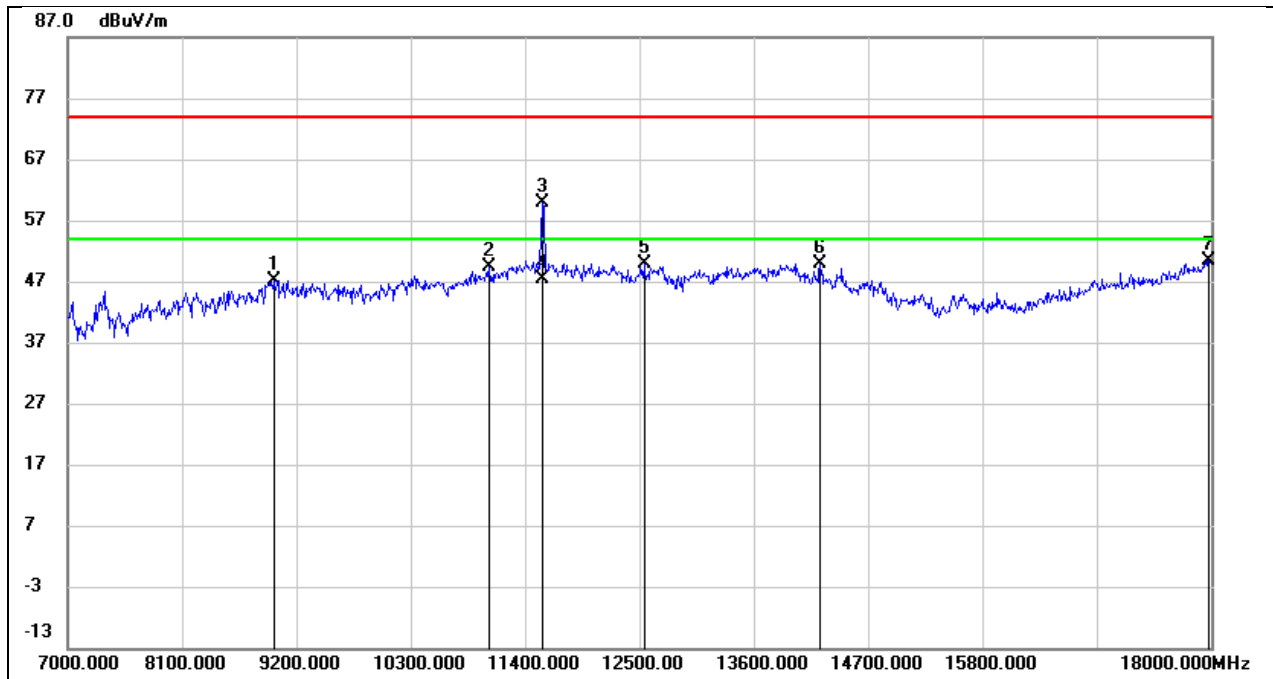
No.	Frequency (MHz)	Reading (dBuV)	Correct (dB/m)	Result (dBuV/m)	Limit (dBuV/m)	Margin (dB)	Remark
1	8991.000	36.26	11.73	47.99	74.00	-26.01	peak
2	10960.000	34.41	14.67	49.08	74.00	-24.92	peak
3	11488.000	40.72	16.84	57.56	74.00	-16.44	peak
4	11488.000	29.14	16.84	45.98	54.00	-8.02	AVG
5	12379.000	30.53	18.94	49.47	74.00	-24.53	peak
6	13380.000	29.42	21.01	50.43	74.00	-23.57	peak
7	17912.000	23.38	26.60	49.98	74.00	-24.02	peak

Test Mode:	802.11ax HE20	Frequency(MHz):	5785
Polarity:	Horizontal	Test Voltage:	AC 120V_60Hz



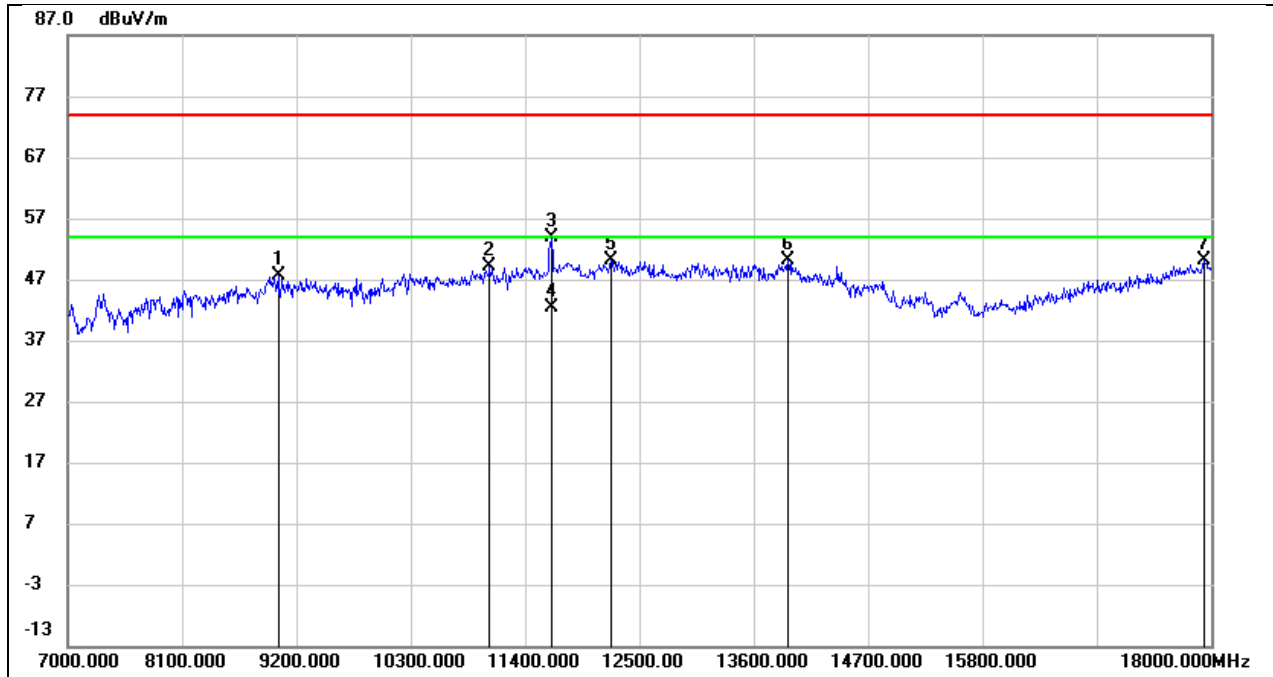
No.	Frequency (MHz)	Reading (dBuV)	Correct (dB/m)	Result (dBuV/m)	Limit (dBuV/m)	Margin (dB)	Remark
1	9057.000	35.53	11.35	46.88	74.00	-27.12	peak
2	10300.000	35.85	12.78	48.63	74.00	-25.37	peak
3	11576.000	40.09	16.99	57.08	74.00	-16.92	peak
4	11576.000	28.13	16.99	45.12	54.00	-8.88	AVG
5	12555.000	31.80	18.43	50.23	74.00	-23.77	peak
6	13919.000	28.37	22.49	50.86	74.00	-23.14	peak
7	17901.000	23.51	26.55	50.06	74.00	-23.94	peak

Test Mode:	802.11ax HE20	Frequency(MHz):	5785
Polarity:	Vertical	Test Voltage:	AC 120V_60Hz



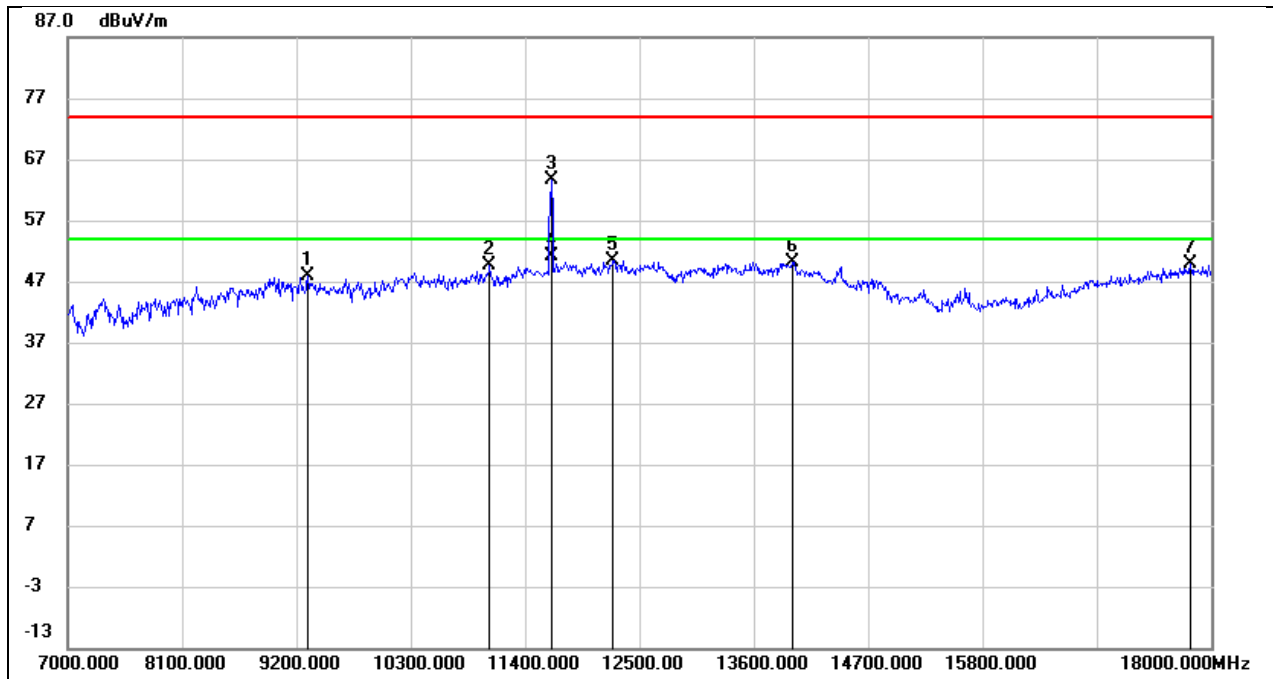
No.	Frequency (MHz)	Reading (dBuV)	Correct (dB/m)	Result (dBuV/m)	Limit (dBuV/m)	Margin (dB)	Remark
1	8980.000	35.64	11.57	47.21	74.00	-26.79	peak
2	11048.000	34.46	14.99	49.45	74.00	-24.55	peak
3	11565.000	42.90	16.97	59.87	74.00	-14.13	peak
4	11565.000	30.38	16.97	47.35	54.00	-6.65	AVG
5	12544.000	31.31	18.46	49.77	74.00	-24.23	peak
6	14238.000	28.12	21.72	49.84	74.00	-24.16	peak
7	17978.000	23.57	26.88	50.45	74.00	-23.55	peak

Test Mode:	802.11ax HE20	Frequency(MHz):	5825
Polarity:	Horizontal	Test Voltage:	AC 120V_60Hz



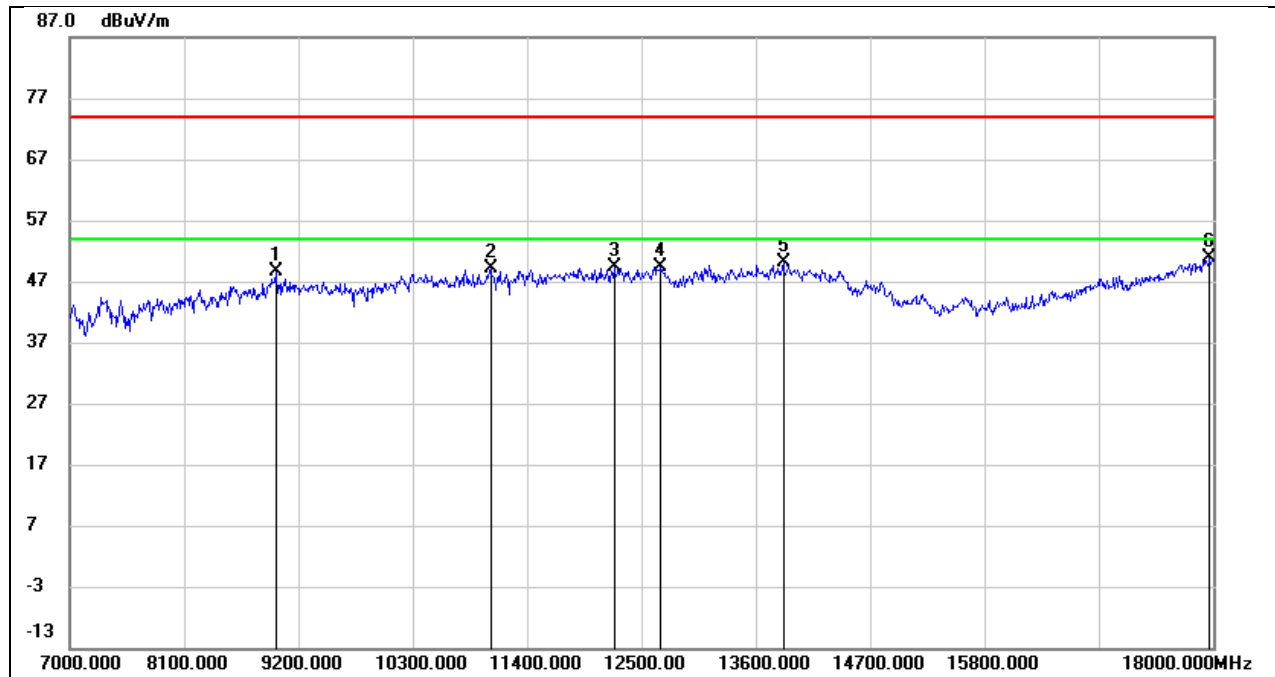
No.	Frequency (MHz)	Reading (dBuV)	Correct (dB/m)	Result (dBuV/m)	Limit (dBuV/m)	Margin (dB)	Remark
1	9024.000	35.86	11.65	47.51	74.00	-26.49	peak
2	11059.000	34.06	15.02	49.08	74.00	-24.92	peak
3	11653.000	36.60	17.16	53.76	74.00	-20.24	peak
4	11653.000	25.17	17.16	42.33	54.00	-11.67	AVG
5	12225.000	31.54	18.63	50.17	74.00	-23.83	peak
6	13930.000	27.70	22.50	50.20	74.00	-23.80	peak
7	17934.000	23.49	26.69	50.18	74.00	-23.82	peak

Test Mode:	802.11ax HE20	Frequency(MHz):	5825
Polarity:	Vertical	Test Voltage:	AC 120V_60Hz



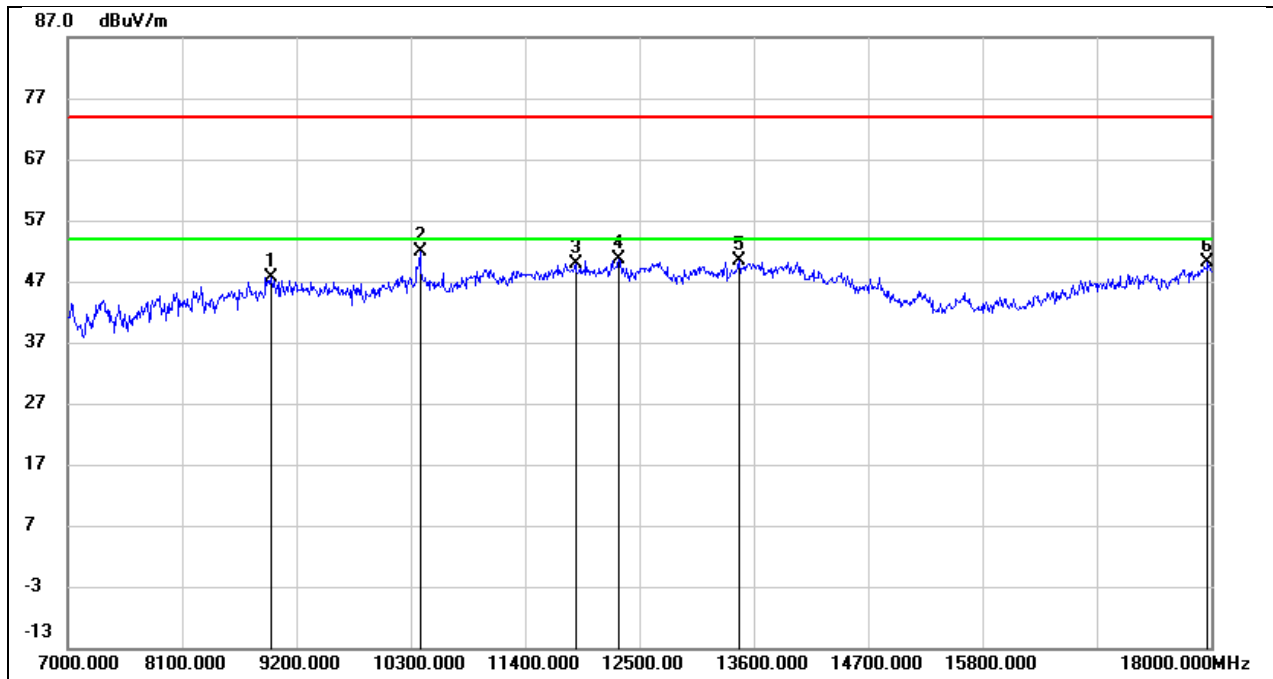
No.	Frequency (MHz)	Reading (dBuV)	Correct (dB/m)	Result (dBuV/m)	Limit (dBuV/m)	Margin (dB)	Remark
1	9310.000	37.47	10.39	47.86	74.00	-26.14	peak
2	11059.000	34.61	15.02	49.63	74.00	-24.37	peak
3	11653.000	46.58	17.16	63.74	74.00	-10.26	peak
4	11653.000	34.08	17.16	51.24	54.00	-2.76	AVG
5	12247.000	31.77	18.68	50.45	74.00	-23.55	peak
6	13974.000	27.67	22.53	50.20	74.00	-23.80	peak
7	17802.000	23.63	26.13	49.76	74.00	-24.24	peak

Test Mode:	802.11ax HE40	Frequency(MHz):	5190
Polarity:	Horizontal	Test Voltage:	AC 120V_60Hz



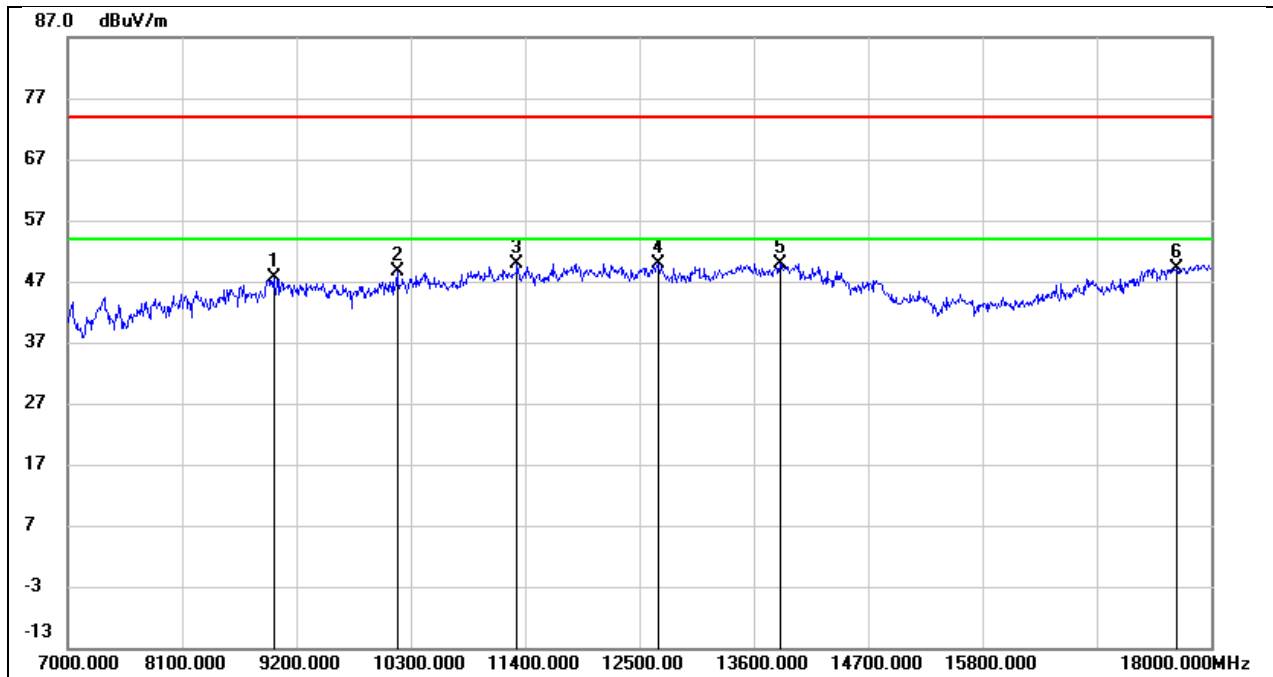
No.	Frequency (MHz)	Reading (dBuV)	Correct (dB/m)	Result (dBuV/m)	Limit (dBuV/m)	Margin (dB)	Remark
1	8980.000	36.99	11.57	48.56	74.00	-25.44	peak
2	11048.000	34.10	14.99	49.09	74.00	-24.91	peak
3	12236.000	30.67	18.66	49.33	74.00	-24.67	peak
4	12687.000	30.91	18.53	49.44	74.00	-24.56	peak
5	13864.000	27.59	22.45	50.04	74.00	-23.96	peak
6	17967.000	23.99	26.83	50.82	74.00	-23.18	peak

Test Mode:	802.11ax HE40	Frequency(MHz):	5190
Polarity:	Vertical	Test Voltage:	AC 120V_60Hz



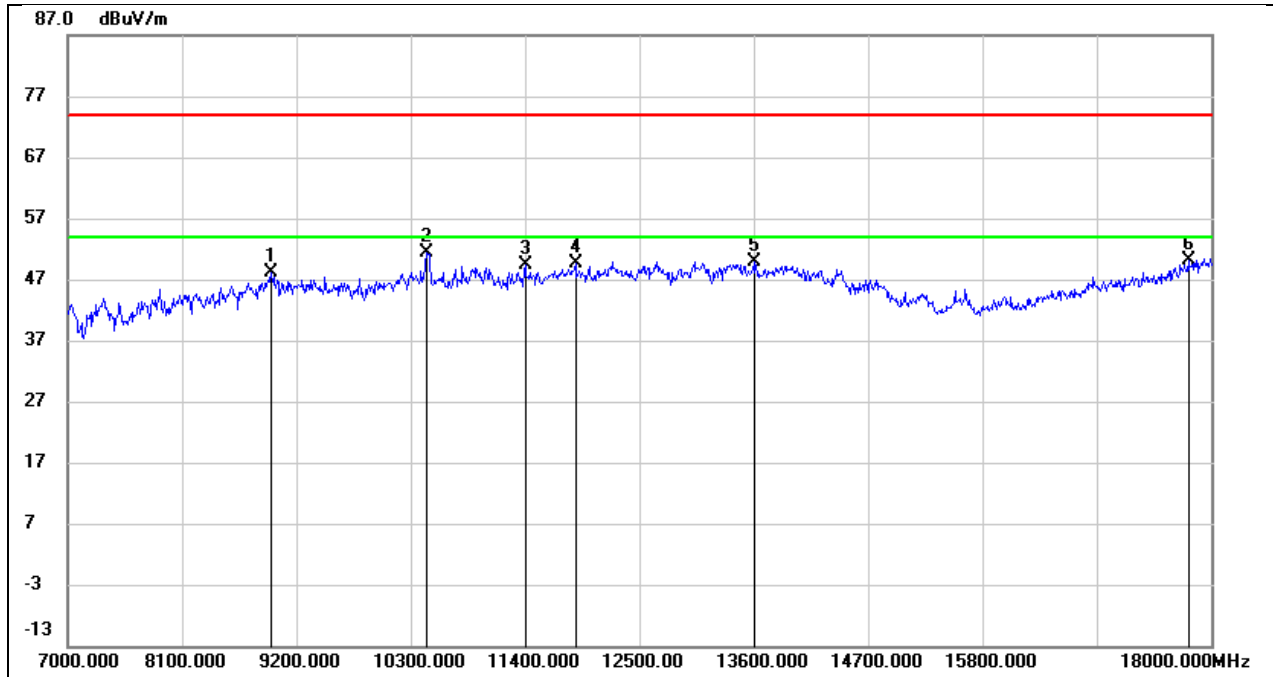
No.	Frequency (MHz)	Reading (dBuV)	Correct (dB/m)	Result (dBuV/m)	Limit (dBuV/m)	Margin (dB)	Remark
1	8958.000	36.32	11.24	47.56	74.00	-26.44	peak
2	10388.000	38.65	13.18	51.83	74.00	-22.17	peak
3	11884.000	31.79	18.00	49.79	74.00	-24.21	peak
4	12302.000	31.83	18.79	50.62	74.00	-23.38	peak
5	13457.000	29.00	21.29	50.29	74.00	-23.71	peak
6	17967.000	23.39	26.83	50.22	74.00	-23.78	peak

Test Mode:	802.11ax HE40	Frequency(MHz):	5230
Polarity:	Horizontal	Test Voltage:	AC 120V_60Hz



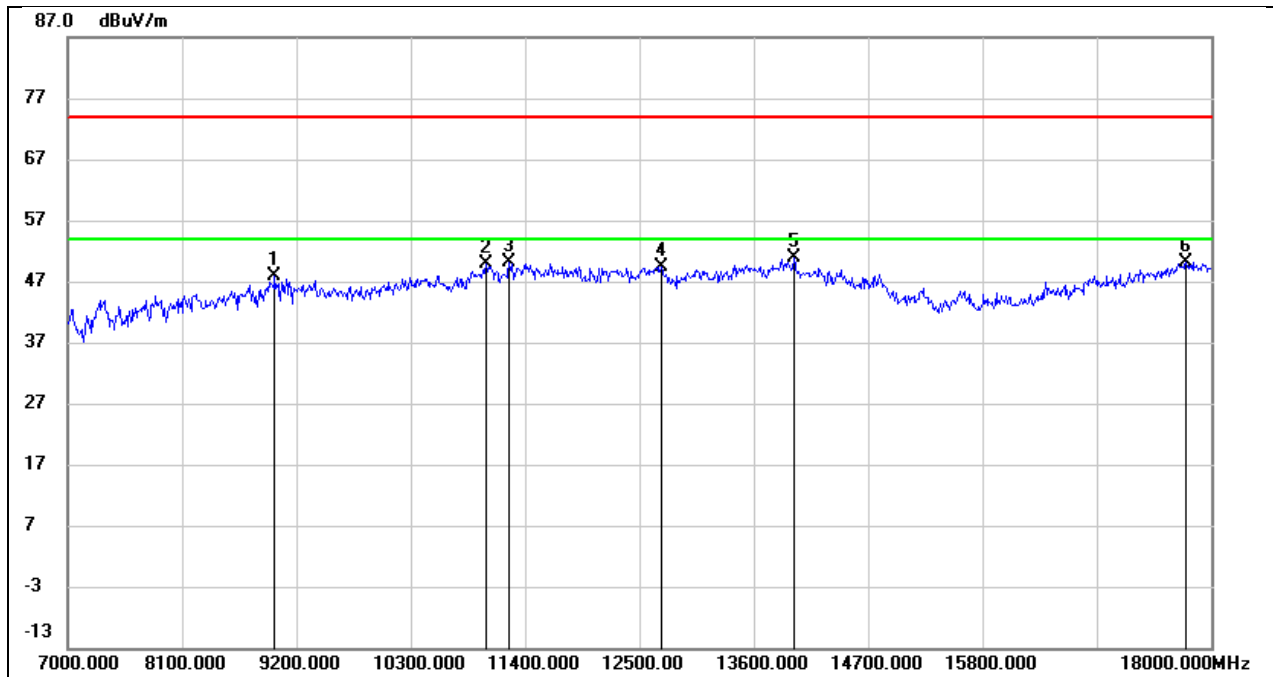
No.	Frequency (MHz)	Reading (dBuV)	Correct (dB/m)	Result (dBuV/m)	Limit (dBuV/m)	Margin (dB)	Remark
1	8980.000	35.98	11.57	47.55	74.00	-26.45	peak
2	10168.000	36.20	12.32	48.52	74.00	-25.48	peak
3	11323.000	33.87	16.10	49.97	74.00	-24.03	peak
4	12676.000	31.47	18.50	49.97	74.00	-24.03	peak
5	13853.000	27.49	22.46	49.95	74.00	-24.05	peak
6	17670.000	24.48	24.63	49.11	74.00	-24.89	peak

Test Mode:	802.11ax HE40	Frequency(MHz):	5230
Polarity:	Vertical	Test Voltage:	AC 120V_60Hz



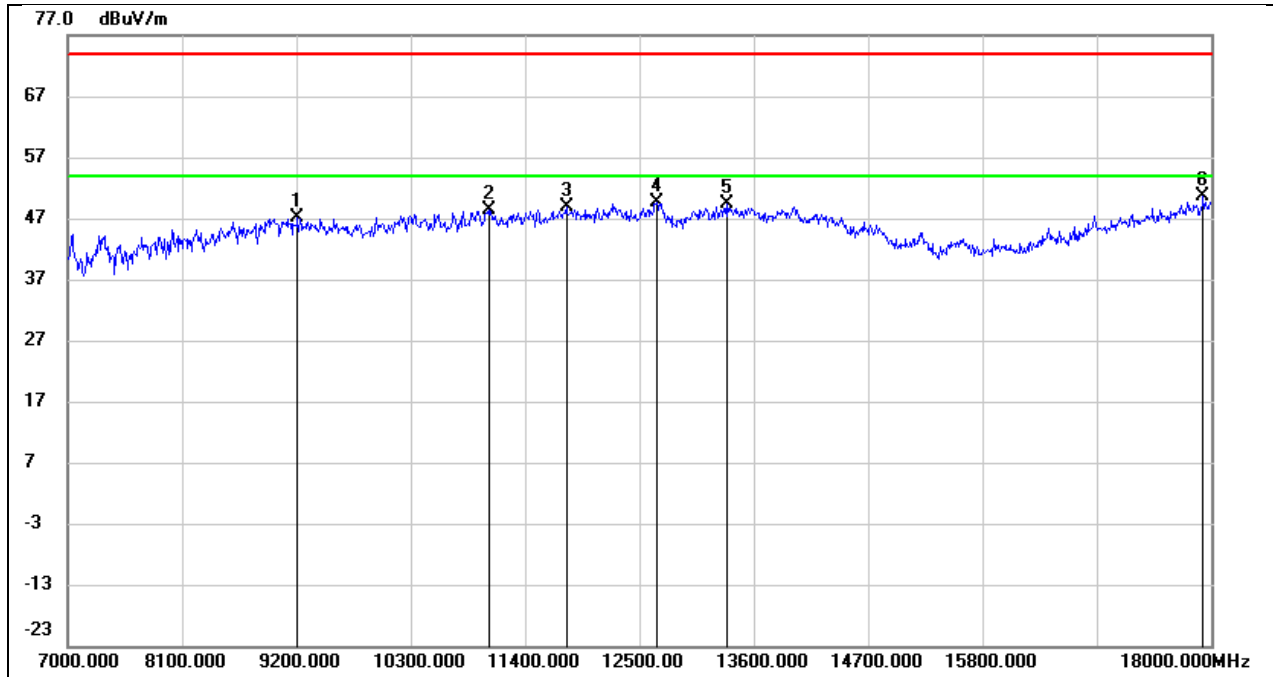
No.	Frequency (MHz)	Reading (dBuV)	Correct (dB/m)	Result (dBuV/m)	Limit (dBuV/m)	Margin (dB)	Remark
1	8958.000	36.90	11.24	48.14	74.00	-25.86	peak
2	10454.000	38.06	13.38	51.44	74.00	-22.56	peak
3	11400.000	32.89	16.57	49.46	74.00	-24.54	peak
4	11884.000	31.70	18.00	49.70	74.00	-24.30	peak
5	13600.000	28.49	21.42	49.91	74.00	-24.09	peak
6	17780.000	24.12	25.89	50.01	74.00	-23.99	peak

Test Mode:	802.11ax HE40	Frequency(MHz):	5270
Polarity:	Horizontal	Test Voltage:	AC 120V_60Hz



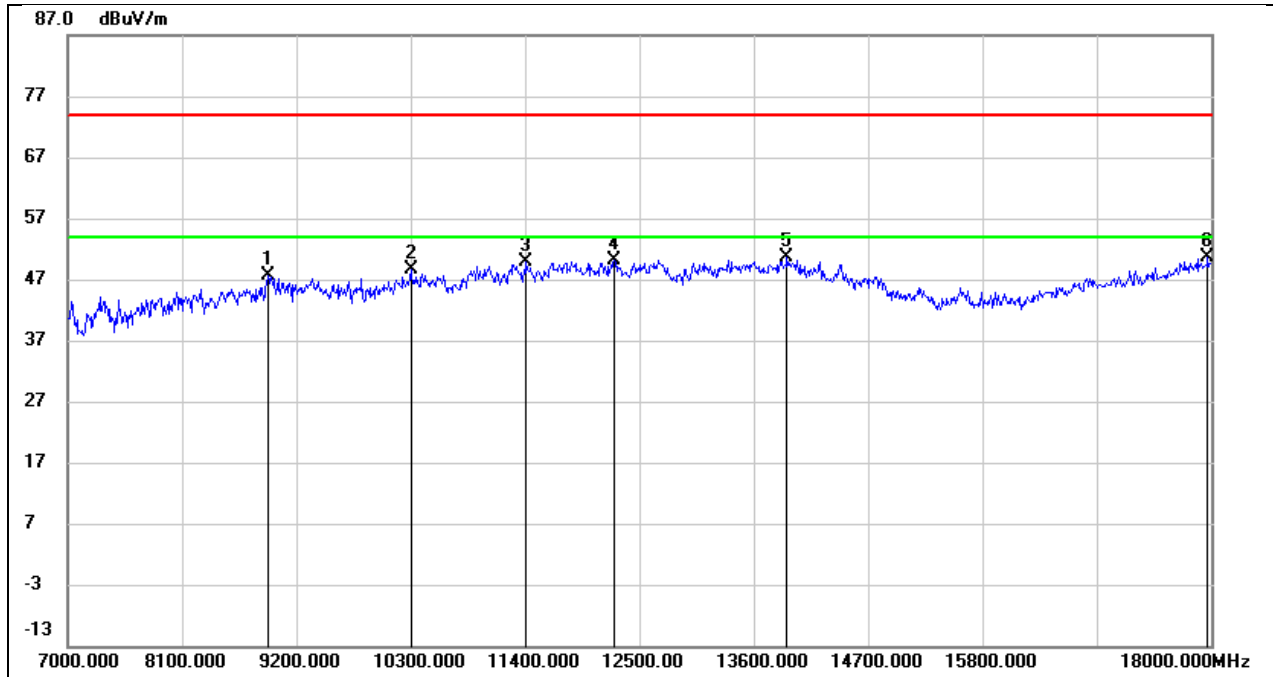
No.	Frequency (MHz)	Reading (dBuV)	Correct (dB/m)	Result (dBuV/m)	Limit (dBuV/m)	Margin (dB)	Remark
1	8991.000	36.13	11.73	47.86	74.00	-26.14	peak
2	11026.000	34.81	14.95	49.76	74.00	-24.24	peak
3	11246.000	34.62	15.62	50.24	74.00	-23.76	peak
4	12709.000	30.90	18.59	49.49	74.00	-24.51	peak
5	13985.000	28.23	22.53	50.76	74.00	-23.24	peak
6	17758.000	24.58	25.64	50.22	74.00	-23.78	peak

Test Mode:	802.11ax HE40	Frequency(MHz):	5270
Polarity:	Vertical	Test Voltage:	AC 120V_60Hz



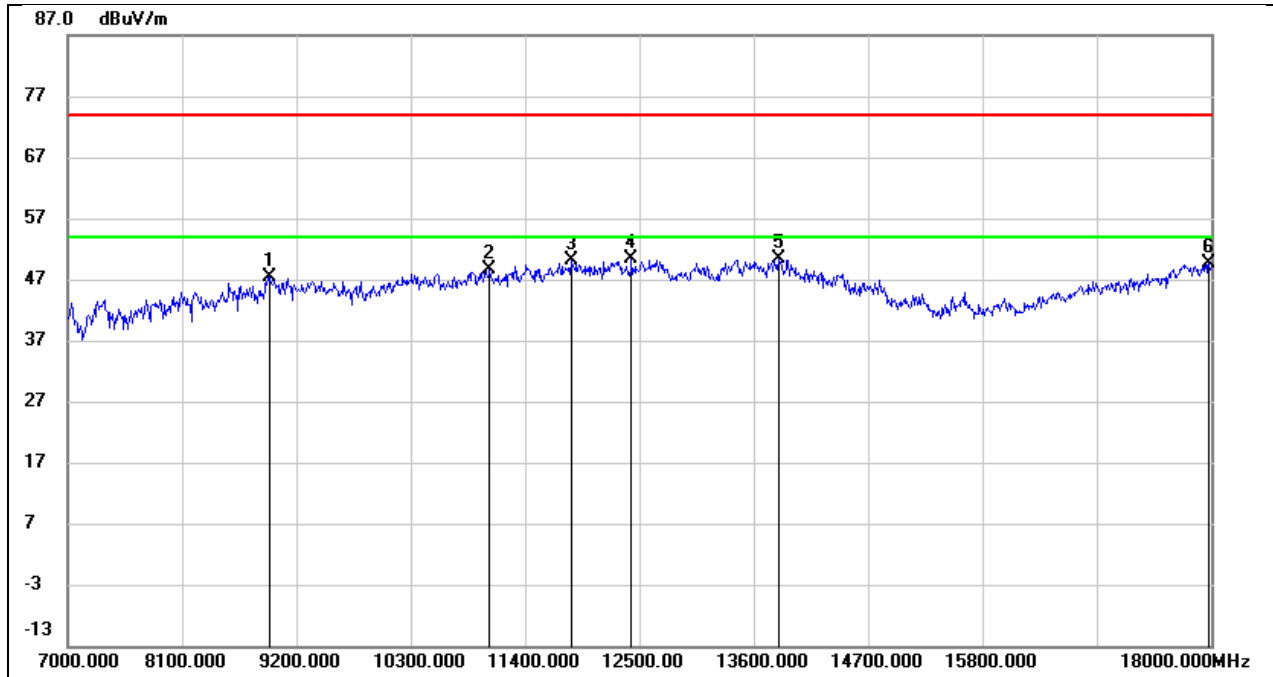
No.	Frequency (MHz)	Reading (dBuV)	Correct (dB/m)	Result (dBuV/m)	Limit (dBuV/m)	Margin (dB)	Remark
1	9211.000	37.16	10.08	47.24	74.00	-26.76	peak
2	11059.000	33.33	15.02	48.35	74.00	-25.65	peak
3	11796.000	31.36	17.55	48.91	74.00	-25.09	peak
4	12665.000	31.22	18.48	49.70	74.00	-24.30	peak
5	13336.000	28.60	20.77	49.37	74.00	-24.63	peak
6	17923.000	23.96	26.64	50.60	74.00	-23.40	peak

Test Mode:	802.11ax HE40	Frequency(MHz):	5310
Polarity:	Horizontal	Test Voltage:	AC 120V_60Hz



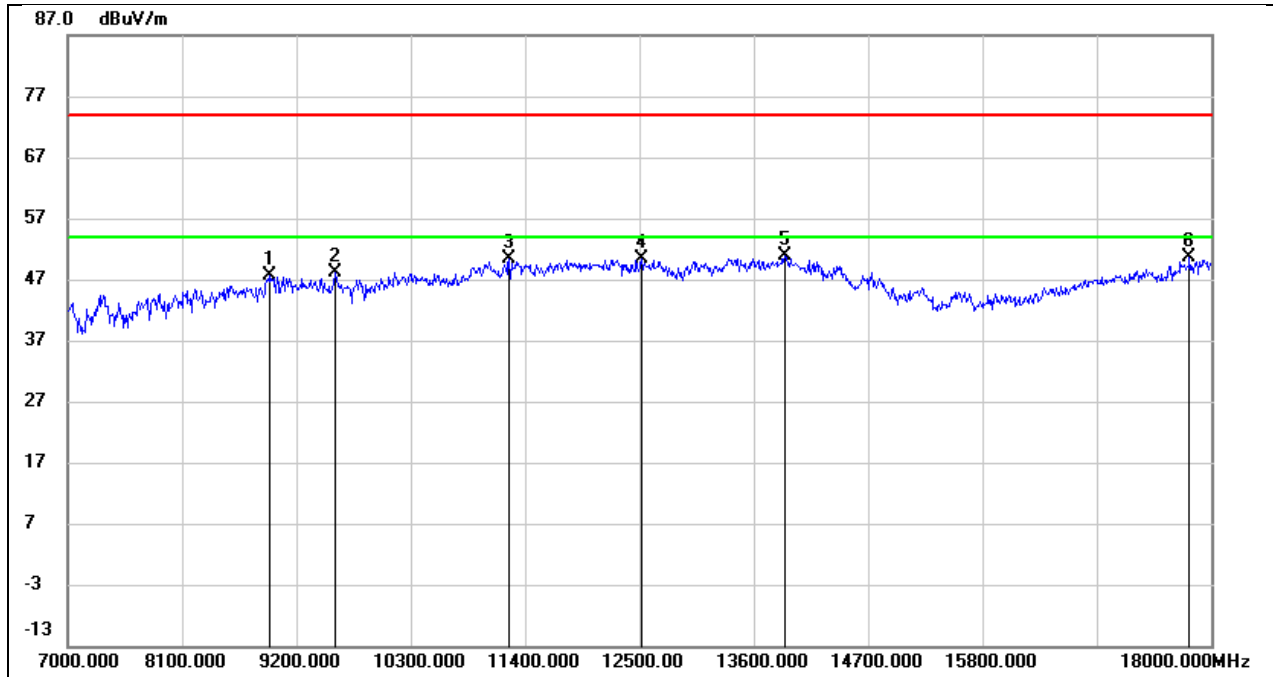
No.	Frequency (MHz)	Reading (dBuV)	Correct (dB/m)	Result (dBuV/m)	Limit (dBuV/m)	Margin (dB)	Remark
1	8925.000	36.89	10.75	47.64	74.00	-26.36	peak
2	10300.000	35.78	12.78	48.56	74.00	-25.44	peak
3	11411.000	33.28	16.60	49.88	74.00	-24.12	peak
4	12258.000	31.52	18.70	50.22	74.00	-23.78	peak
5	13919.000	28.23	22.49	50.72	74.00	-23.28	peak
6	17967.000	23.69	26.83	50.52	74.00	-23.48	peak

Test Mode:	802.11ax HE40	Frequency(MHz):	5310
Polarity:	Vertical	Test Voltage:	AC 120V_60Hz



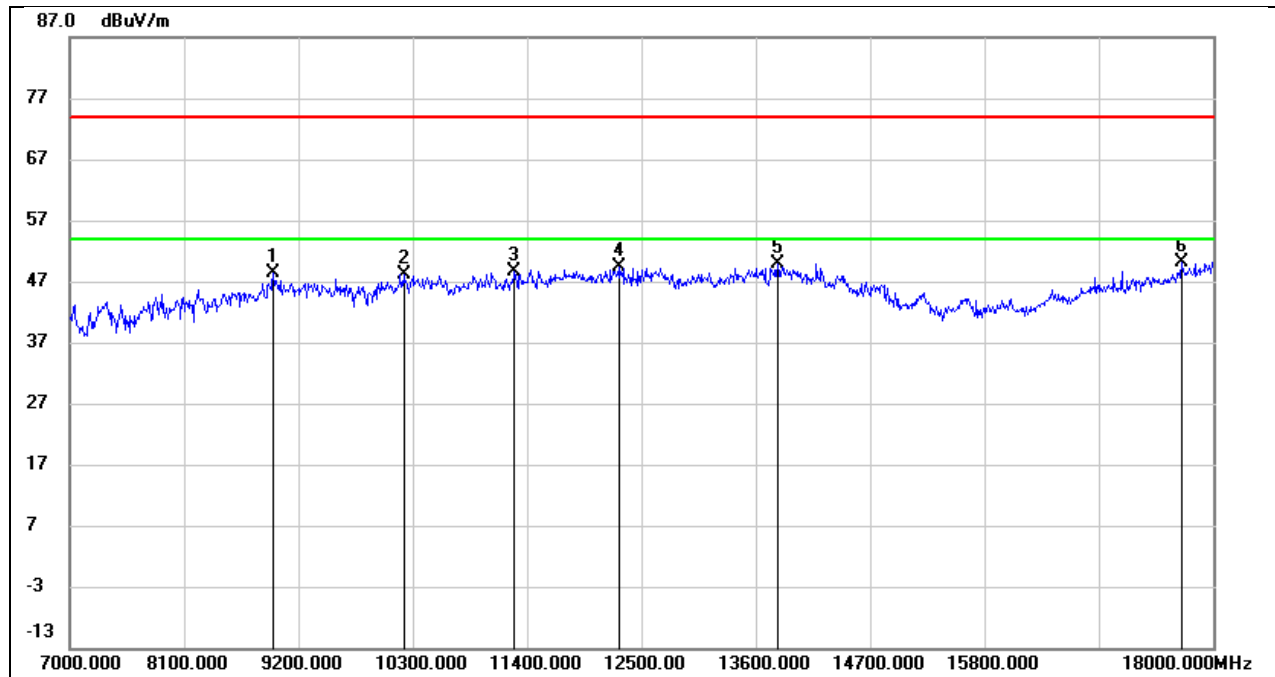
No.	Frequency (MHz)	Reading (dBuV)	Correct (dB/m)	Result (dBuV/m)	Limit (dBuV/m)	Margin (dB)	Remark
1	8947.000	36.19	11.08	47.27	74.00	-26.73	peak
2	11059.000	33.67	15.02	48.69	74.00	-25.31	peak
3	11840.000	32.39	17.76	50.15	74.00	-23.85	peak
4	12423.000	31.41	18.90	50.31	74.00	-23.69	peak
5	13842.000	27.88	22.44	50.32	74.00	-23.68	peak
6	17978.000	22.70	26.88	49.58	74.00	-24.42	peak

Test Mode:	802.11ax HE40	Frequency(MHz):	5510
Polarity:	Horizontal	Test Voltage:	AC 120V_60Hz



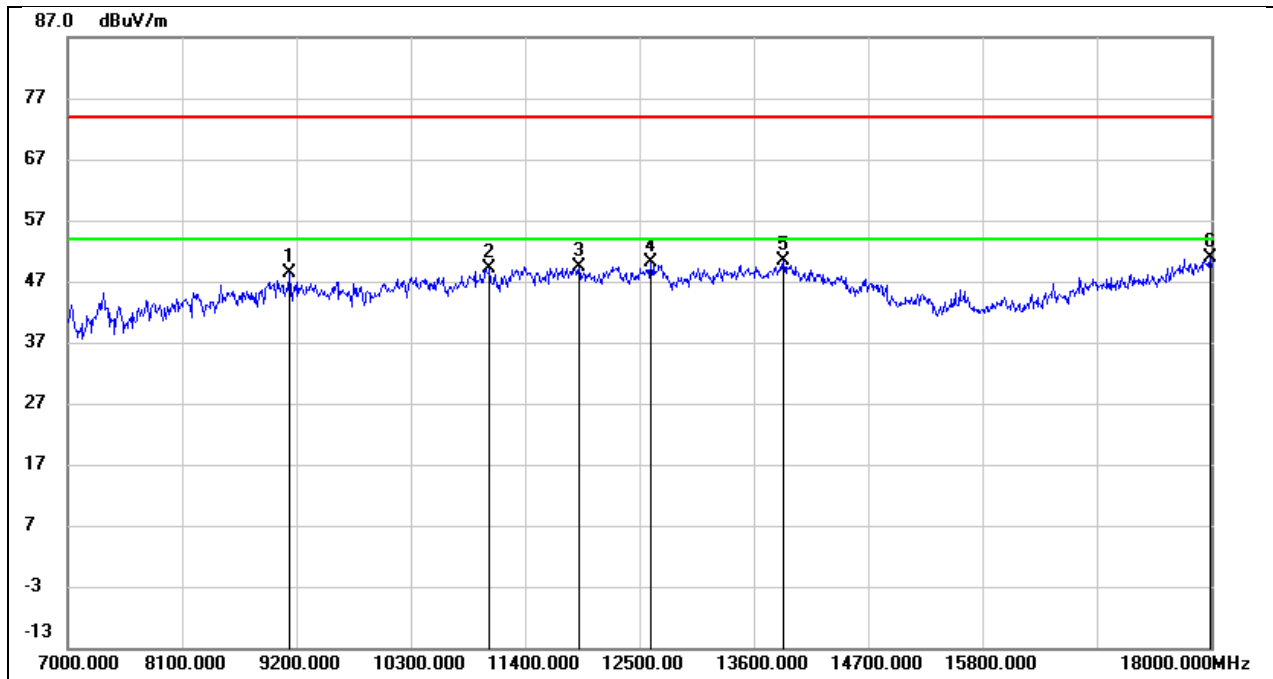
No.	Frequency (MHz)	Reading (dBuV)	Correct (dB/m)	Result (dBuV/m)	Limit (dBuV/m)	Margin (dB)	Remark
1	8947.000	36.45	11.08	47.53	74.00	-26.47	peak
2	9574.000	37.06	10.97	48.03	74.00	-25.97	peak
3	11246.000	34.68	15.62	50.30	74.00	-23.70	peak
4	12522.000	31.82	18.52	50.34	74.00	-23.66	peak
5	13897.000	28.43	22.47	50.90	74.00	-23.10	peak
6	17791.000	24.62	26.02	50.64	74.00	-23.36	peak

Test Mode:	802.11ax HE40	Frequency(MHz):	5510
Polarity:	Vertical	Test Voltage:	AC 120V_60Hz



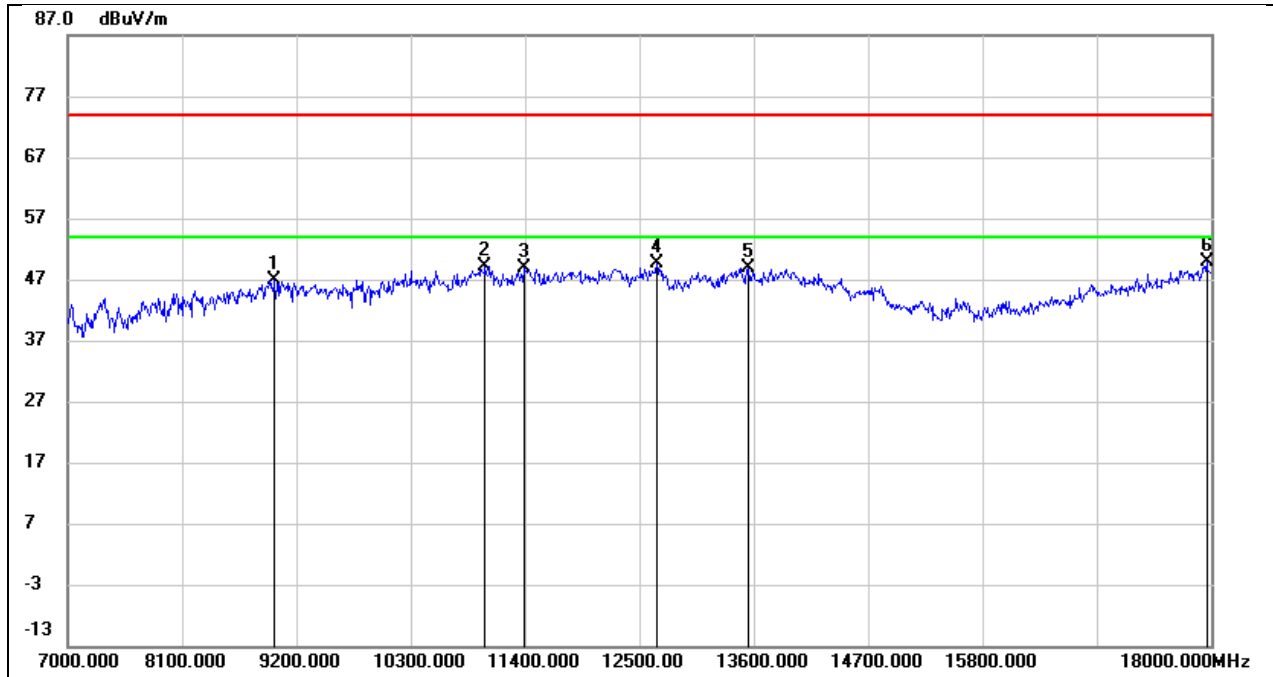
No.	Frequency (MHz)	Reading (dBuV)	Correct (dB/m)	Result (dBuV/m)	Limit (dBuV/m)	Margin (dB)	Remark
1	8958.000	37.17	11.24	48.41	74.00	-25.59	peak
2	10212.000	35.65	12.39	48.04	74.00	-25.96	peak
3	11279.000	32.72	15.83	48.55	74.00	-25.45	peak
4	12291.000	30.63	18.77	49.40	74.00	-24.60	peak
5	13809.000	27.48	22.43	49.91	74.00	-24.09	peak
6	17692.000	25.21	24.88	50.09	74.00	-23.91	peak

Test Mode:	802.11ax HE40	Frequency(MHz):	5550
Polarity:	Horizontal	Test Voltage:	AC 120V_60Hz



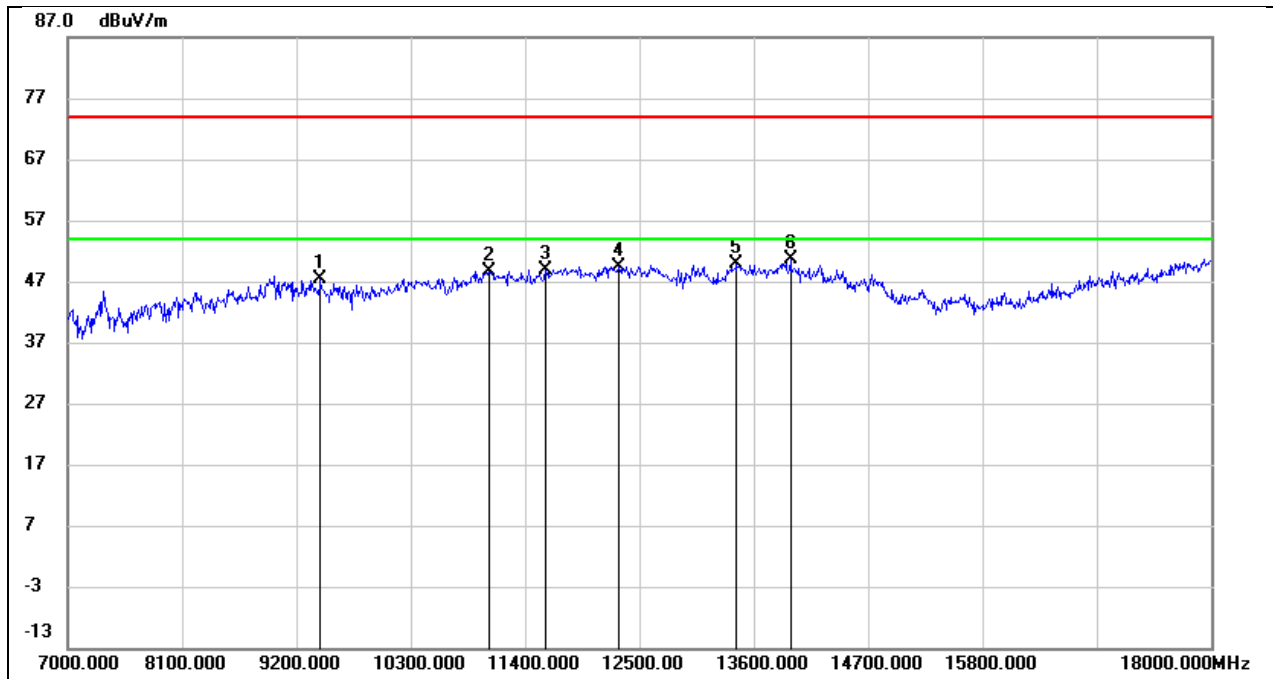
No.	Frequency (MHz)	Reading (dBuV)	Correct (dB/m)	Result (dBuV/m)	Limit (dBuV/m)	Margin (dB)	Remark
1	9134.000	37.81	10.64	48.45	74.00	-25.55	peak
2	11059.000	34.01	15.02	49.03	74.00	-24.97	peak
3	11917.000	31.19	18.16	49.35	74.00	-24.65	peak
4	12610.000	31.78	18.34	50.12	74.00	-23.88	peak
5	13886.000	28.00	22.48	50.48	74.00	-23.52	peak
6	17989.000	23.91	26.92	50.83	74.00	-23.17	peak

Test Mode:	802.11ax HE40	Frequency(MHz):	5550
Polarity:	Vertical	Test Voltage:	AC 120V_60Hz



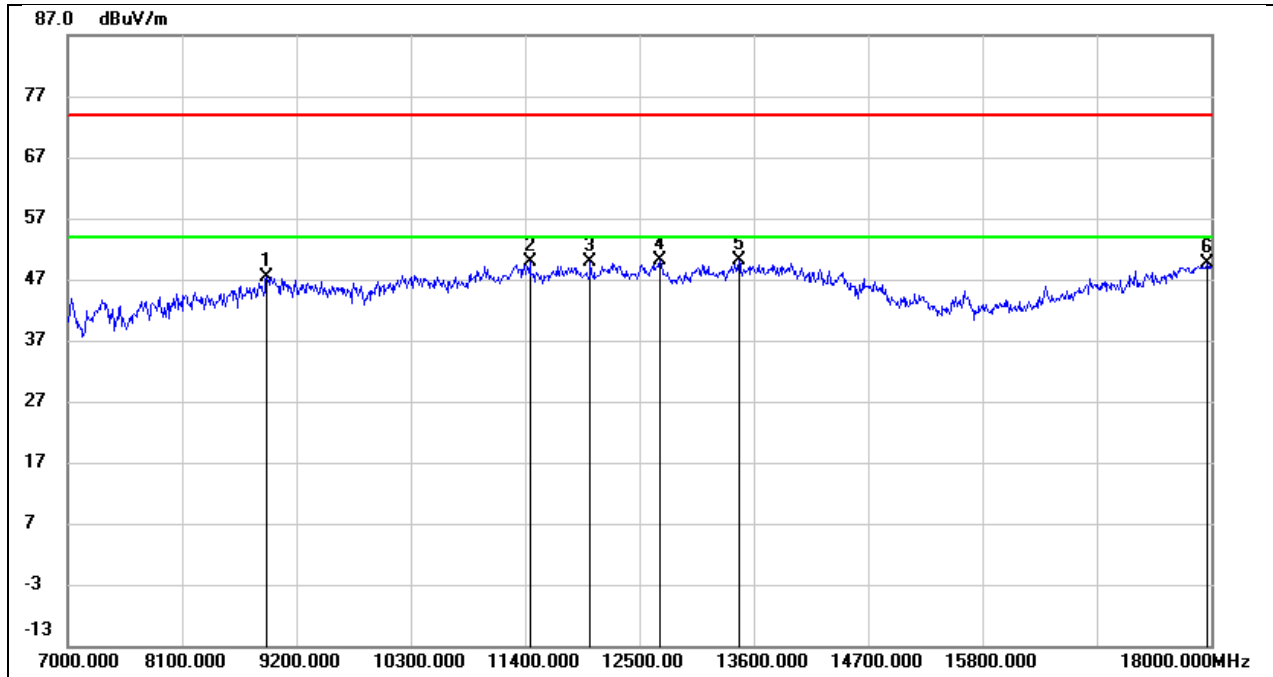
No.	Frequency (MHz)	Reading (dBuV)	Correct (dB/m)	Result (dBuV/m)	Limit (dBuV/m)	Margin (dB)	Remark
1	8991.000	35.08	11.73	46.81	74.00	-27.19	peak
2	11015.000	34.32	14.93	49.25	74.00	-24.75	peak
3	11389.000	32.28	16.51	48.79	74.00	-25.21	peak
4	12665.000	31.15	18.48	49.63	74.00	-24.37	peak
5	13545.000	27.38	21.41	48.79	74.00	-25.21	peak
6	17956.000	23.07	26.78	49.85	74.00	-24.15	peak

Test Mode:	802.11ax HE40	Frequency(MHz):	5670
Polarity:	Horizontal	Test Voltage:	AC 120V_60Hz



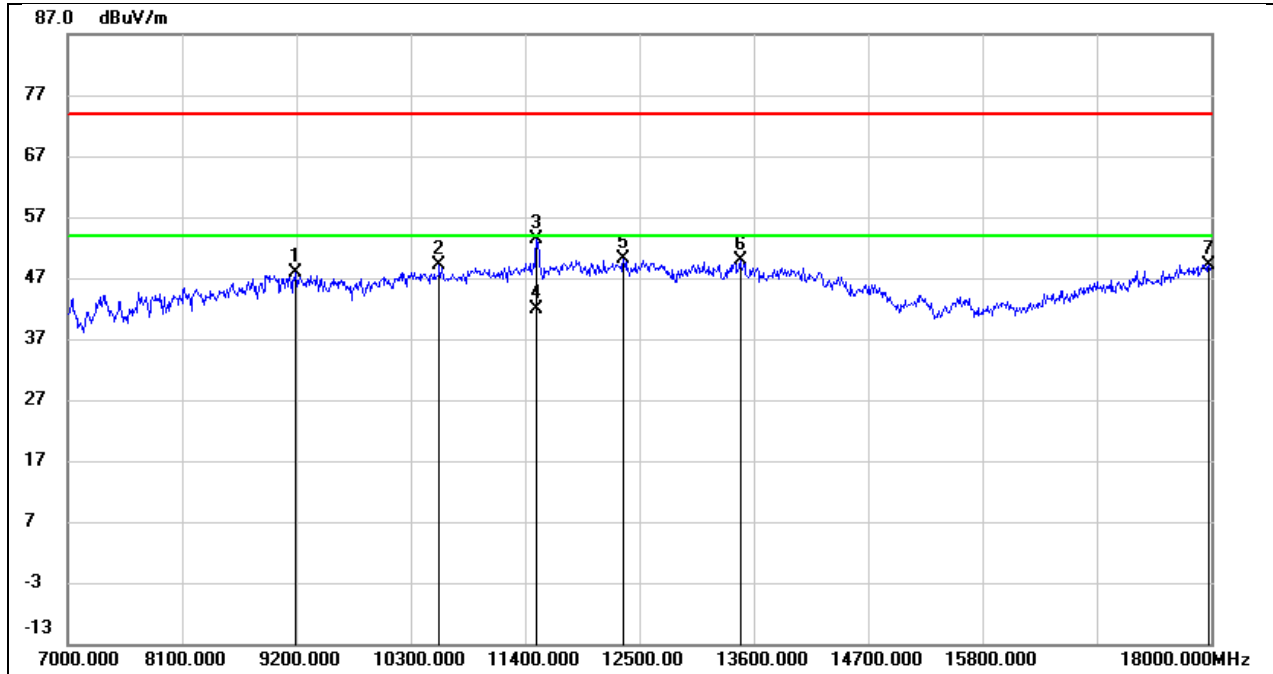
No.	Frequency (MHz)	Reading (dBuV)	Correct (dB/m)	Result (dBuV/m)	Limit (dBuV/m)	Margin (dB)	Remark
1	9431.000	36.58	10.73	47.31	74.00	-26.69	peak
2	11048.000	33.68	14.99	48.67	74.00	-25.33	peak
3	11598.000	31.88	17.02	48.90	74.00	-25.10	peak
4	12302.000	30.65	18.79	49.44	74.00	-24.56	peak
5	13435.000	28.62	21.22	49.84	74.00	-24.16	peak
6	13952.000	28.04	22.51	50.55	74.00	-23.45	peak

Test Mode:	802.11ax HE40	Frequency(MHz):	5670
Polarity:	Vertical	Test Voltage:	AC 120V_60Hz



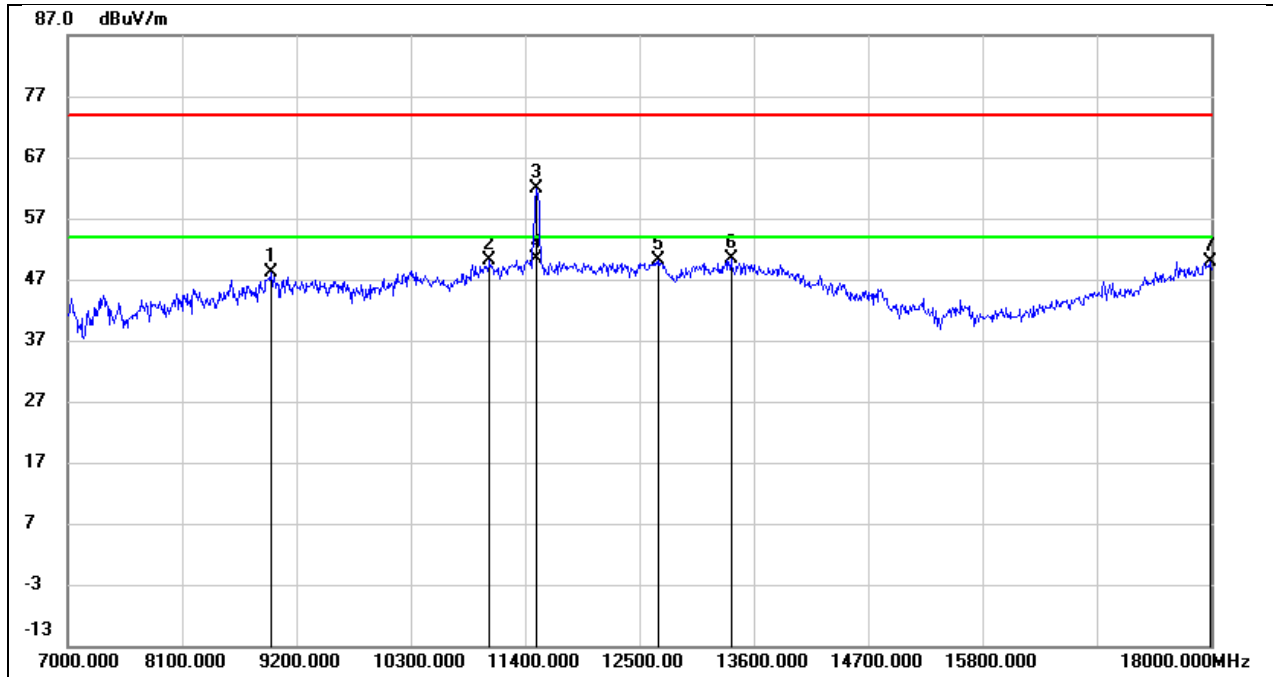
No.	Frequency (MHz)	Reading (dBuV)	Correct (dB/m)	Result (dBuV/m)	Limit (dBuV/m)	Margin (dB)	Remark
1	8914.000	36.90	10.58	47.48	74.00	-26.52	peak
2	11444.000	33.24	16.71	49.95	74.00	-24.05	peak
3	12027.000	31.25	18.60	49.85	74.00	-24.15	peak
4	12698.000	31.64	18.56	50.20	74.00	-23.80	peak
5	13457.000	28.75	21.29	50.04	74.00	-23.96	peak
6	17956.000	22.78	26.78	49.56	74.00	-24.44	peak

Test Mode:	802.11ax HE40	Frequency(MHz):	5755
Polarity:	Horizontal	Test Voltage:	AC 120V_60Hz



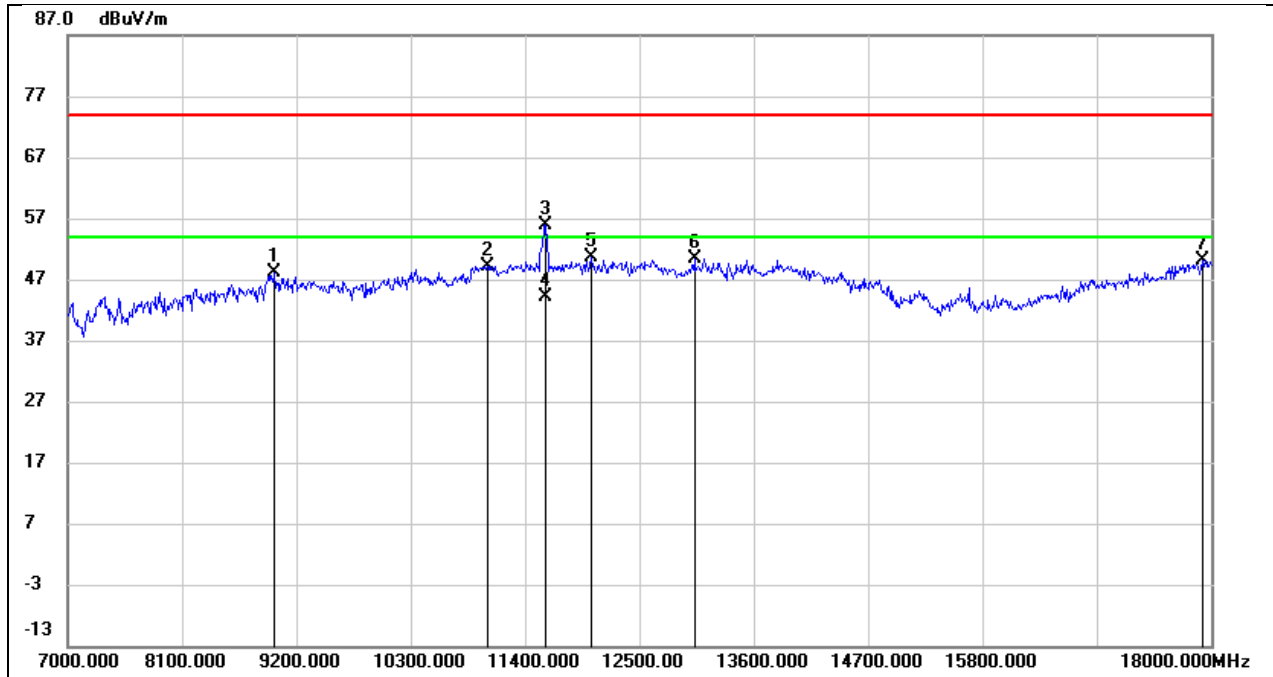
No.	Frequency (MHz)	Reading (dBuV)	Correct (dB/m)	Result (dBuV/m)	Limit (dBuV/m)	Margin (dB)	Remark
1	9189.000	37.75	10.13	47.88	74.00	-26.12	peak
2	10575.000	35.36	13.70	49.06	74.00	-24.94	peak
3	11510.000	36.57	16.90	53.47	74.00	-20.53	peak
4	11510.000	25.05	16.90	41.95	54.00	-12.05	AVG
5	12346.000	31.15	18.88	50.03	74.00	-23.97	peak
6	13468.000	28.51	21.31	49.82	74.00	-24.18	peak
7	17978.000	22.33	26.88	49.21	74.00	-24.79	peak

Test Mode:	802.11ax HE40	Frequency(MHz):	5755
Polarity:	Vertical	Test Voltage:	AC 120V_60Hz



No.	Frequency (MHz)	Reading (dBuV)	Correct (dB/m)	Result (dBuV/m)	Limit (dBuV/m)	Margin (dB)	Remark
1	8958.000	36.84	11.24	48.08	74.00	-25.92	peak
2	11059.000	35.09	15.02	50.11	74.00	-23.89	peak
3	11510.000	45.05	16.90	61.95	74.00	-12.05	peak
4	11510.000	33.41	16.90	50.31	54.00	-3.69	AVG
5	12687.000	31.51	18.53	50.04	74.00	-23.96	peak
6	13380.000	29.36	21.01	50.37	74.00	-23.63	peak
7	17989.000	23.08	26.92	50.00	74.00	-24.00	peak

Test Mode:	802.11ax HE40	Frequency(MHz):	5795
Polarity:	Horizontal	Test Voltage:	AC 120V_60Hz



No.	Frequency (MHz)	Reading (dBuV)	Correct (dB/m)	Result (dBuV/m)	Limit (dBuV/m)	Margin (dB)	Remark
1	8991.000	36.48	11.73	48.21	74.00	-25.79	peak
2	11037.000	34.23	14.98	49.21	74.00	-24.79	peak
3	11598.000	38.95	17.02	55.97	74.00	-18.03	peak
4	11598.000	27.08	17.02	44.10	54.00	-9.90	AVG
5	12038.000	32.11	18.60	50.71	74.00	-23.29	peak
6	13028.000	31.07	19.23	50.30	74.00	-23.70	peak
7	17912.000	23.63	26.60	50.23	74.00	-23.77	peak