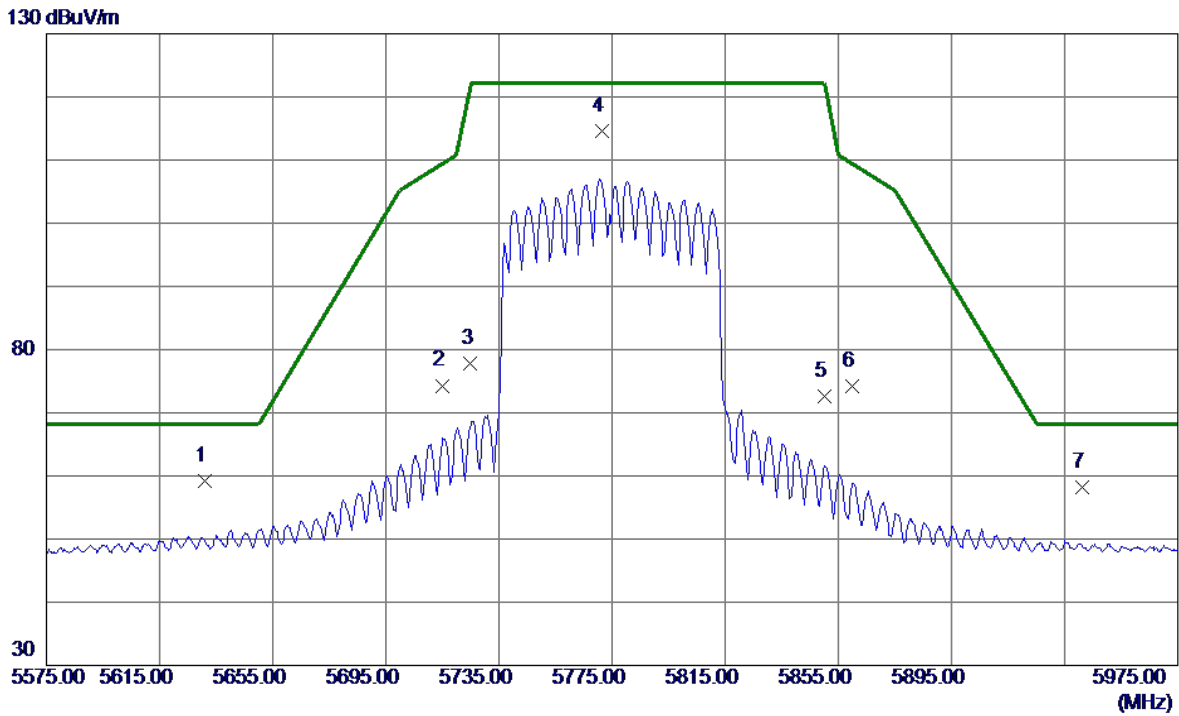


Test Mode	UNII-3_TX AC(VHT80) Mode 5775 MHz	Polarization	Horizontal
-----------	-----------------------------------	--------------	------------

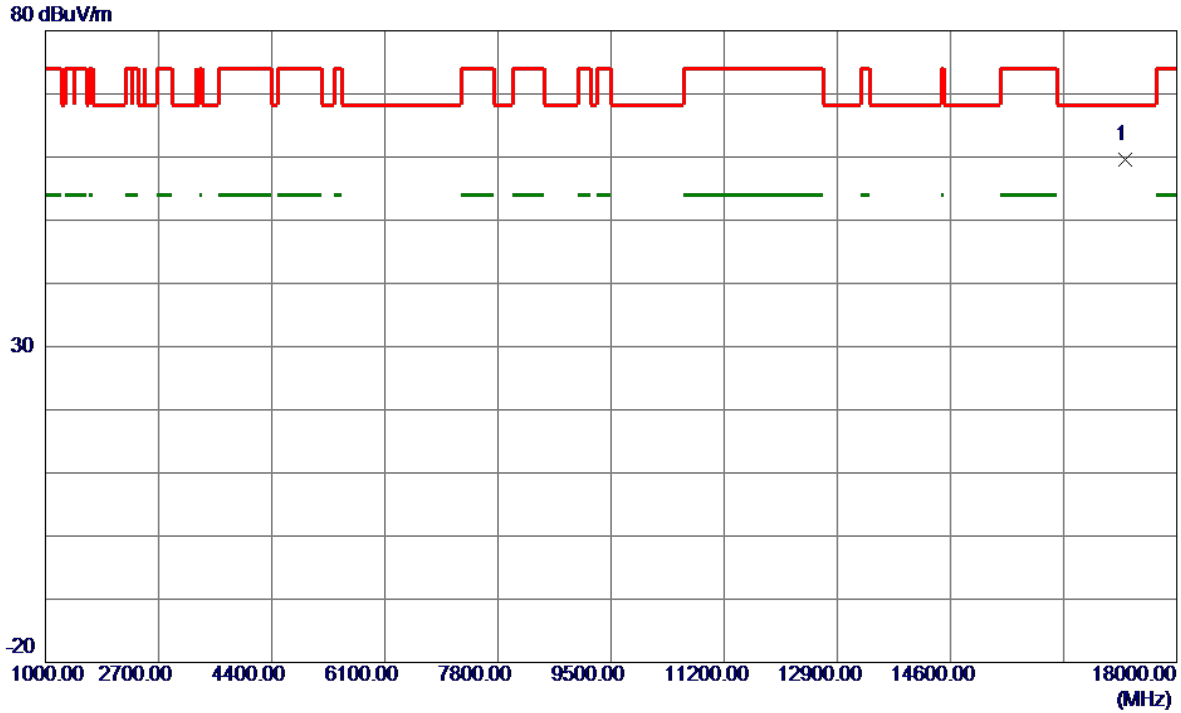


No.	Freq. MHz	Reading Level dBuV/m	Correct Factor dB	Measure ment dBuV/m	Limit dBuV/m	Margin dB	Detector	Comment
1	5630.8000	44.49	14.70	59.19	68.20	-9.01	Peak	
2	5715.0000	59.33	14.97	74.30	109.40	-35.10	Peak	
3	5725.0000	62.80	15.00	77.80	122.20	-44.40	Peak	
4 *	5771.4000	99.51	15.15	114.66	122.20	-7.54	Peak	No Limit
5	5850.0000	57.26	15.39	72.65	122.20	-49.55	Peak	
6	5860.0000	58.86	15.43	74.29	109.40	-35.11	Peak	
7	5941.2000	42.60	15.68	58.28	68.20	-9.92	Peak	

REMARKS:

- (1) Measurement Value = Reading Level + Correct Factor.
- (2) Margin Level = Measurement Value - Limit Value.

Test Mode	UNII-3_TX AX(HE20) Mode 5745 MHz	Polarization	Vertical
-----------	----------------------------------	--------------	----------

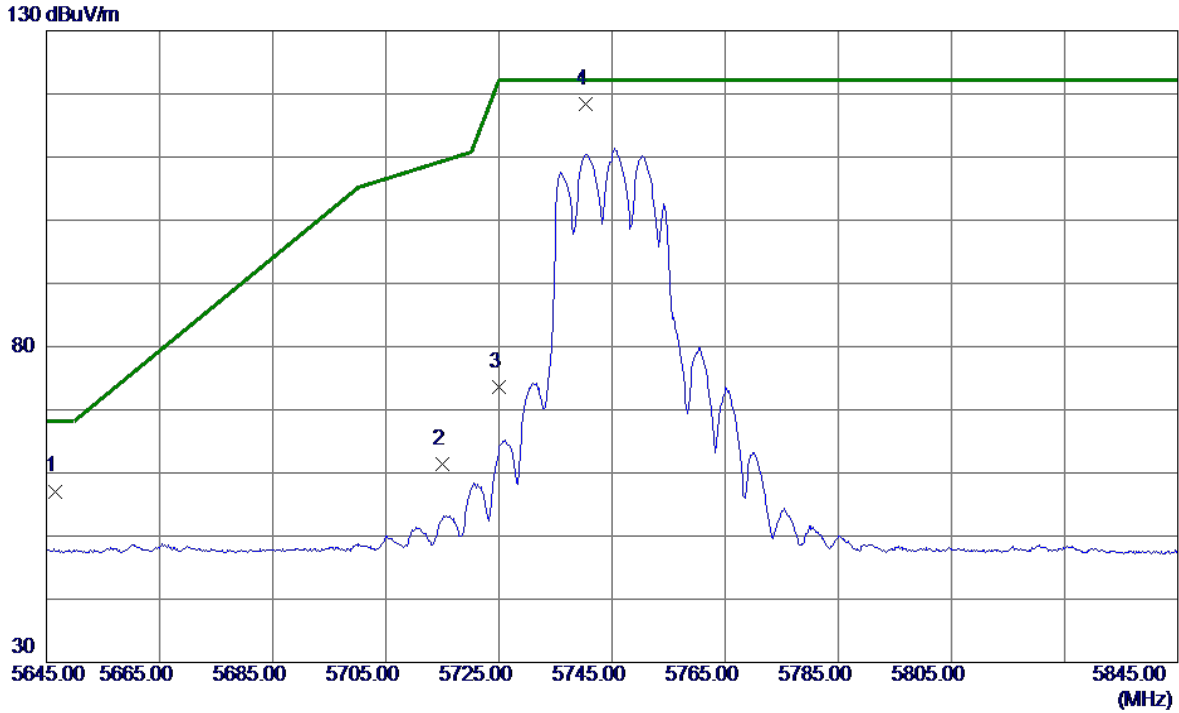


No.	Freq. MHz	Reading Level dBuV/m	Correct Factor dB	Measure ment dBuV/m	Limit dBuV/m	Margin dB	Detector	Comment
1 *	17233.9000	47.66	11.94	59.60	68.20	-8.60	Peak	

REMARKS:

- (1) Measurement Value = Reading Level + Correct Factor.
- (2) Margin Level = Measurement Value - Limit Value.

Test Mode	UNII-3_TX AX(HE20) Mode 5745 MHz	Polarization	Horizontal
-----------	----------------------------------	--------------	------------

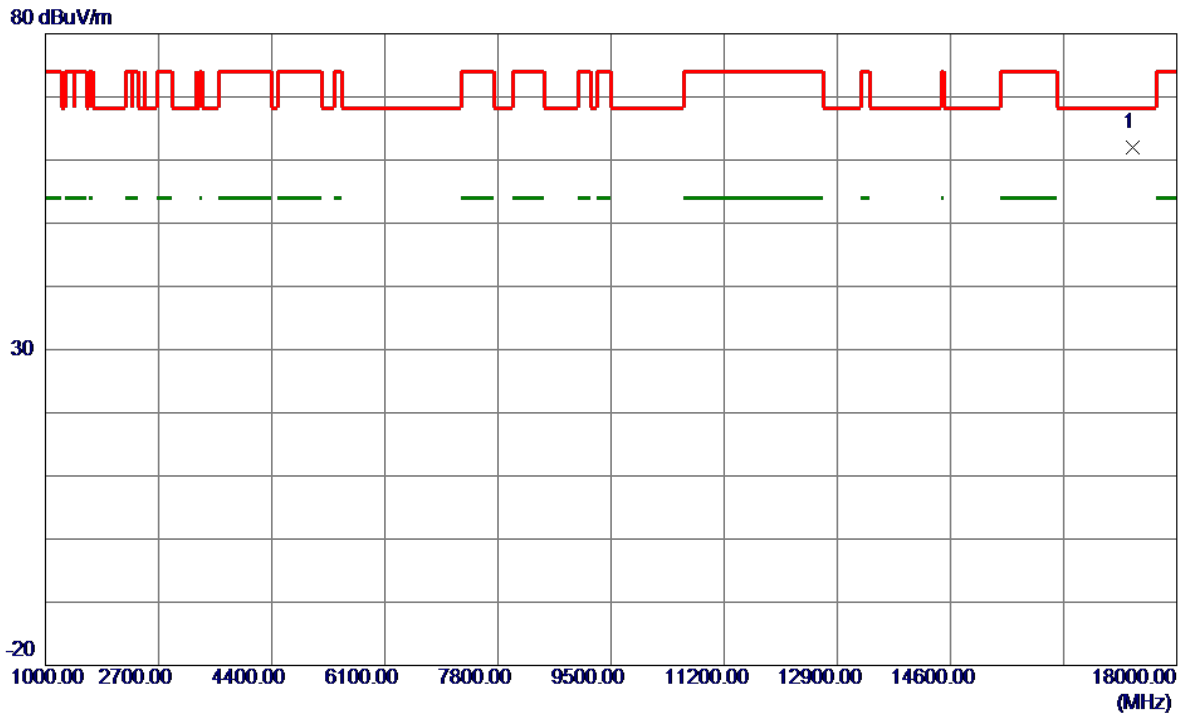


No.	Freq. MHz	Reading Level dBuV/m	Correct Factor dB	Measure ment dBuV/m	Limit dBuV/m	Margin dB	Detector	Comment
1	5646.6000	42.35	14.75	57.10	68.20	-11.10	Peak	
2	5715.0000	46.47	14.97	61.44	109.40	-47.96	Peak	
3	5725.0000	58.62	15.00	73.62	122.20	-48.58	Peak	
4 *	5740.4000	103.44	15.05	118.49	122.20	-3.71	Peak	No Limit

REMARKS:

- (1) Measurement Value = Reading Level + Correct Factor.
- (2) Margin Level = Measurement Value - Limit Value.

Test Mode	UNII-3_TX AX(HE20) Mode 5785 MHz	Polarization	Vertical
-----------	----------------------------------	--------------	----------

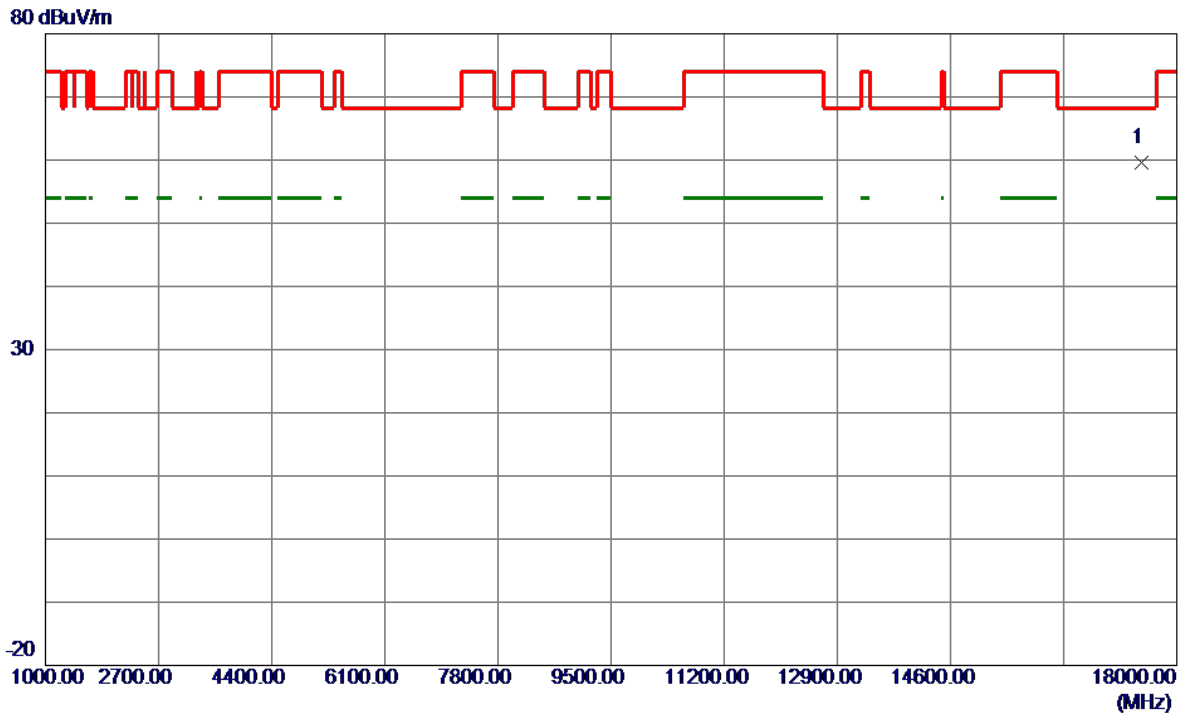


No.	Freq. MHz	Reading Level dBuV/m	Correct Factor dB	Measure ment dBuV/m	Limit dBuV/m	Margin dB	Detector	Comment
1 *	17348.0500	49.78	12.28	62.06	68.20	-6.14	Peak	

REMARKS:

- (1) Measurement Value = Reading Level + Correct Factor.
- (2) Margin Level = Measurement Value - Limit Value.

Test Mode	UNII-3_TX AX(HE20) Mode 5825 MHz	Polarization	Vertical
-----------	----------------------------------	--------------	----------

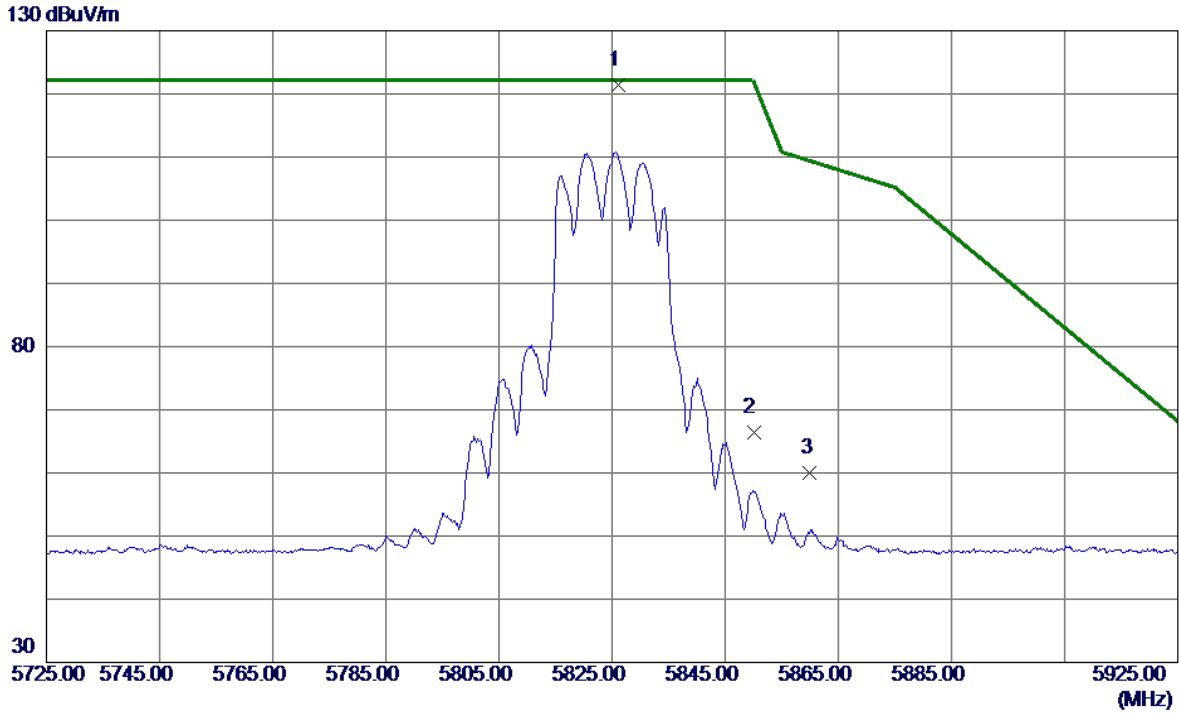


No.	Freq. MHz	Reading Level dBuV/m	Correct Factor dB	Measure ment dBuV/m	Limit dBuV/m	Margin dB	Detector	Comment
1 *	17476.1000	47.01	12.66	59.67	68.20	-8.53	Peak	

REMARKS:

- (1) Measurement Value = Reading Level + Correct Factor.
- (2) Margin Level = Measurement Value - Limit Value.

Test Mode	UNII-3_TX AX(HE20) Mode 5825 MHz	Polarization	Horizontal
-----------	----------------------------------	--------------	------------

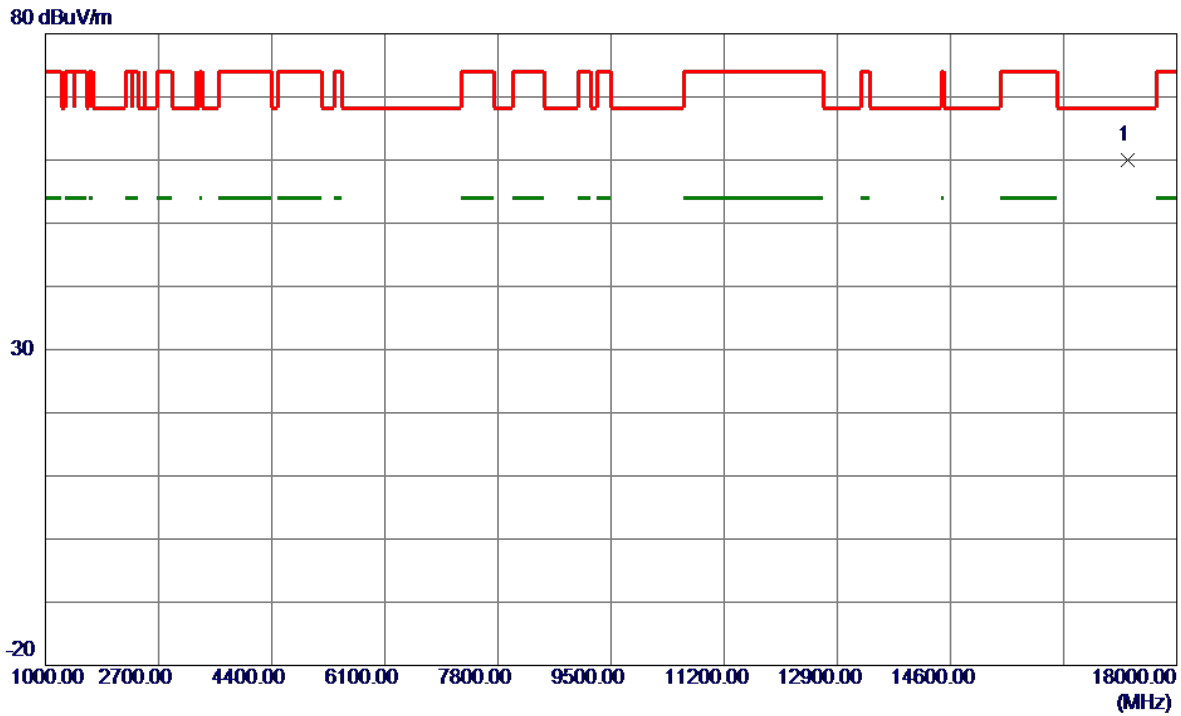


No.	Freq. MHz	Reading Level dBuV/m	Correct Factor dB	Measure ment dBuV/m	Limit dBuV/m	Margin dB	Detector	Comment
1 *	5826.1000	106.10	15.32	121.42	122.20	-0.78	Peak	No Limit
2	5850.0000	50.93	15.39	66.32	122.20	-55.88	Peak	
3	5860.0000	44.64	15.43	60.07	109.40	-49.33	Peak	

REMARKS:

- (1) Measurement Value = Reading Level + Correct Factor.
- (2) Margin Level = Measurement Value - Limit Value.

Test Mode	UNII-3_TX AX(HE40) Mode 5755 MHz	Polarization	Vertical
-----------	----------------------------------	--------------	----------

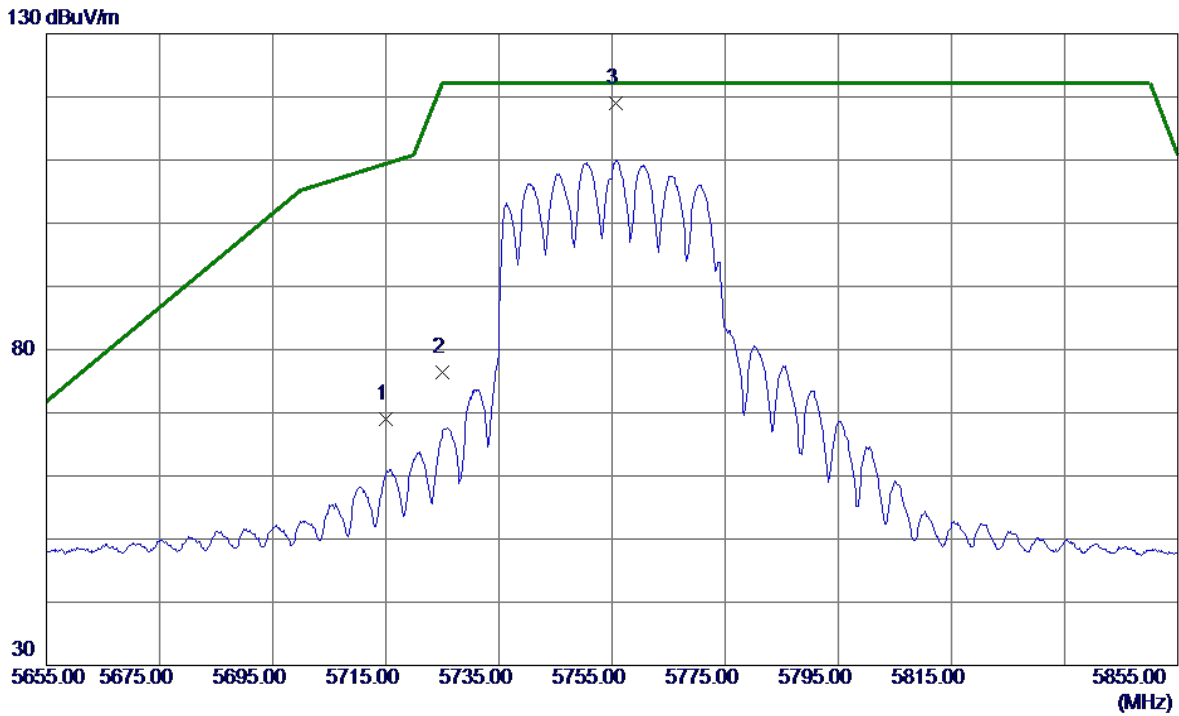


No.	Freq. MHz	Reading Level dBuV/m	Correct Factor dB	Measure ment dBuV/m	Limit dBuV/m	Margin dB	Detector	Comment
1 *	17255.8500	47.97	12.01	59.98	68.20	-8.22	Peak	

REMARKS:

- (1) Measurement Value = Reading Level + Correct Factor.
- (2) Margin Level = Measurement Value - Limit Value.

Test Mode	UNII-3_TX AX(HE40) Mode 5755 MHz	Polarization	Horizontal
-----------	----------------------------------	--------------	------------

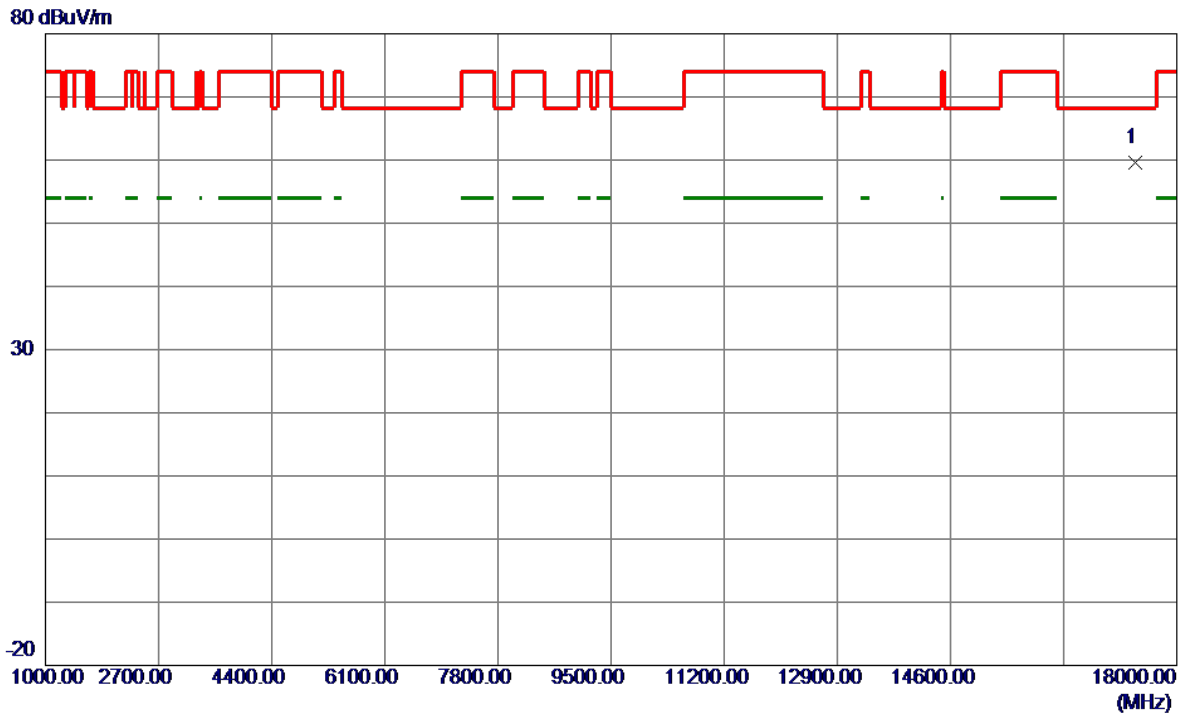


No.	Freq. MHz	Reading Level dBuV/m	Correct Factor dB	Measure ment dBuV/m	Limit dBuV/m	Margin dB	Detector	Comment
1	5715.0000	54.01	14.97	68.98	109.40	-40.42	Peak	
2	5725.0000	61.43	15.00	76.43	122.20	-45.77	Peak	
3 *	5755.7000	103.99	15.10	119.09	122.20	-3.11	Peak	No Limit

REMARKS:

- (1) Measurement Value = Reading Level + Correct Factor.
- (2) Margin Level = Measurement Value - Limit Value.

Test Mode	UNII-3_TX AX(HE40) Mode 5795 MHz	Polarization	Vertical
-----------	----------------------------------	--------------	----------

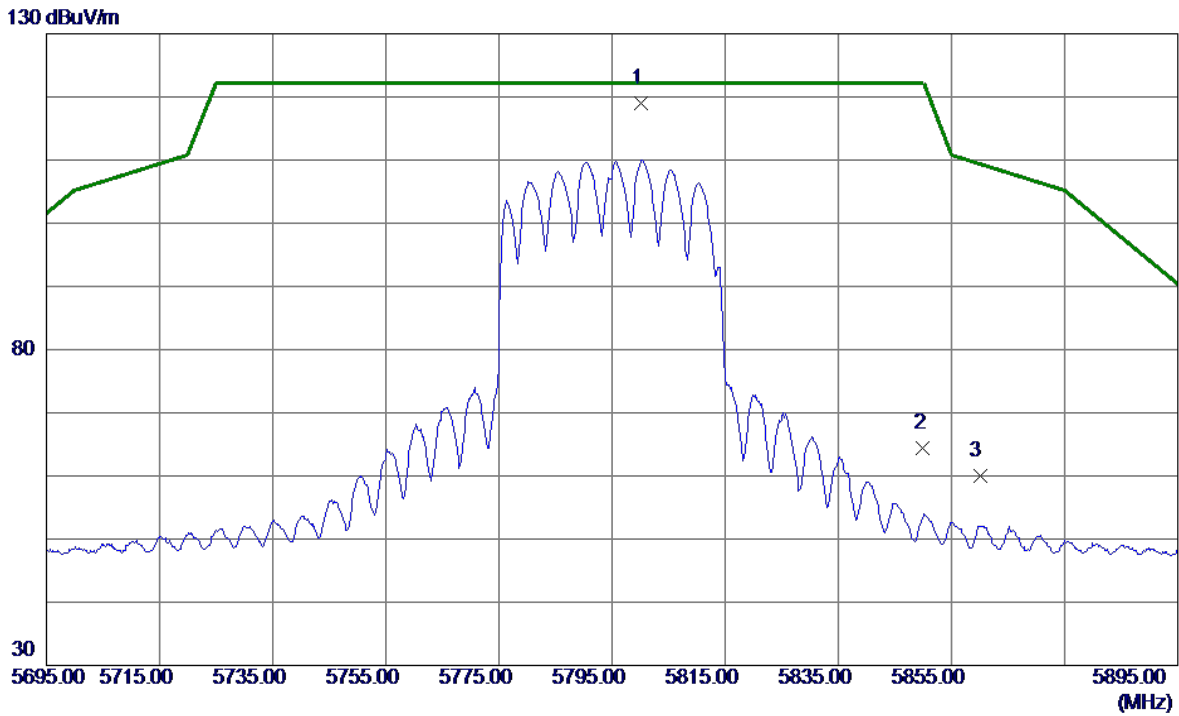


No.	Freq. MHz	Reading Level dBuV/m	Correct Factor dB	Measure ment dBuV/m	Limit dBuV/m	Margin dB	Detector	Comment
1 *	17385.8500	47.26	12.40	59.66	68.20	-8.54	Peak	

REMARKS:

- (1) Measurement Value = Reading Level + Correct Factor.
- (2) Margin Level = Measurement Value - Limit Value.

Test Mode	UNII-3_TX AX(HE40) Mode 5795 MHz	Polarization	Horizontal
-----------	----------------------------------	--------------	------------

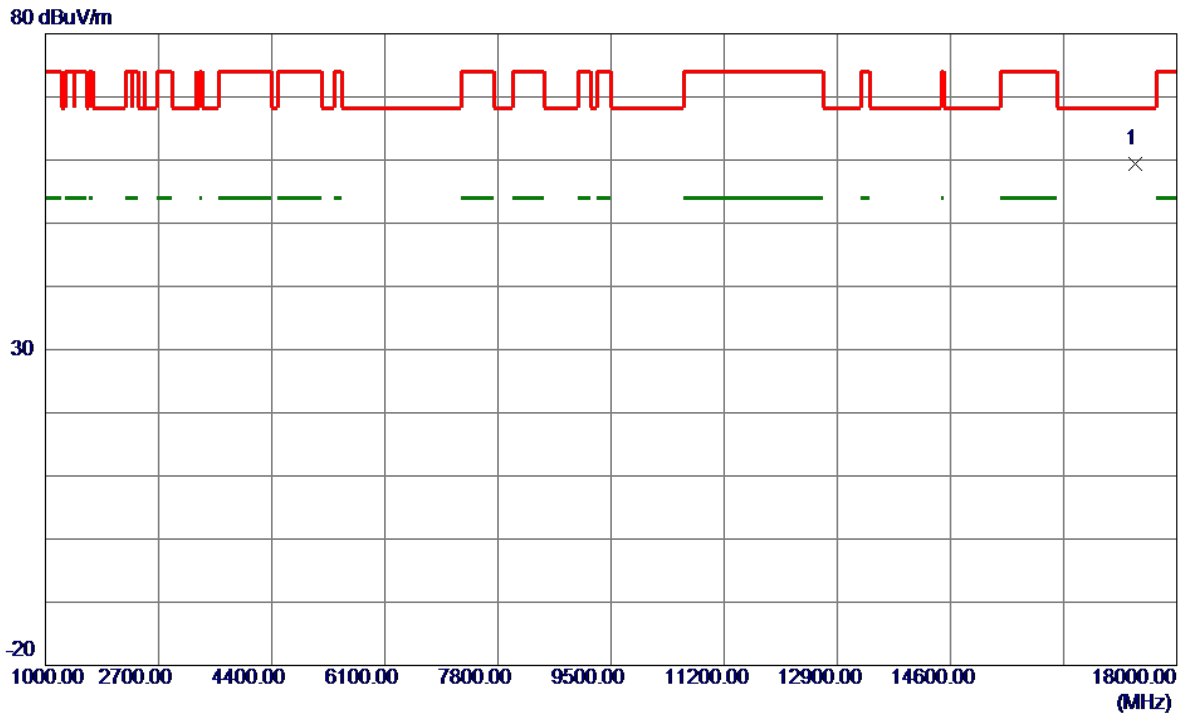


No.	Freq. MHz	Reading Level dBuV/m	Correct Factor dB	Measure ment dBuV/m	Limit dBuV/m	Margin dB	Detector	Comment
1 *	5800.2000	103.73	15.24	118.97	122.20	-3.23	Peak	No Limit
2	5850.0000	48.96	15.39	64.35	122.20	-57.85	Peak	
3	5860.0000	44.64	15.43	60.07	109.40	-49.33	Peak	

REMARKS:

- (1) Measurement Value = Reading Level + Correct Factor.
- (2) Margin Level = Measurement Value - Limit Value.

Test Mode	UNII-3_TX AX(HE80) Mode 5775 MHz	Polarization	Vertical
-----------	----------------------------------	--------------	----------

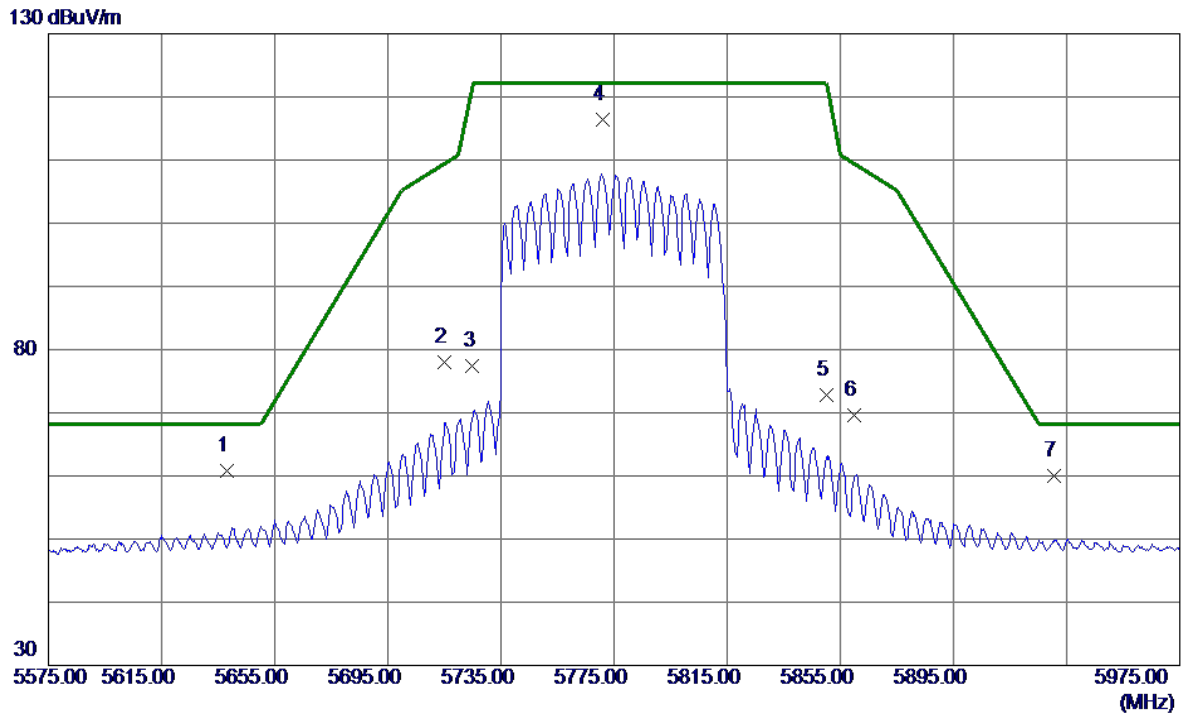


No.	Freq. MHz	Reading Level dBuV/m	Correct Factor dB	Measure ment dBuV/m	Limit dBuV/m	Margin dB	Detector	Comment
1 *	17368.4000	46.97	12.34	59.31	68.20	-8.89	Peak	

REMARKS:

- (1) Measurement Value = Reading Level + Correct Factor.
- (2) Margin Level = Measurement Value - Limit Value.

Test Mode	UNII-3_TX AX(HE80) Mode 5775 MHz	Polarization	Horizontal
-----------	----------------------------------	--------------	------------



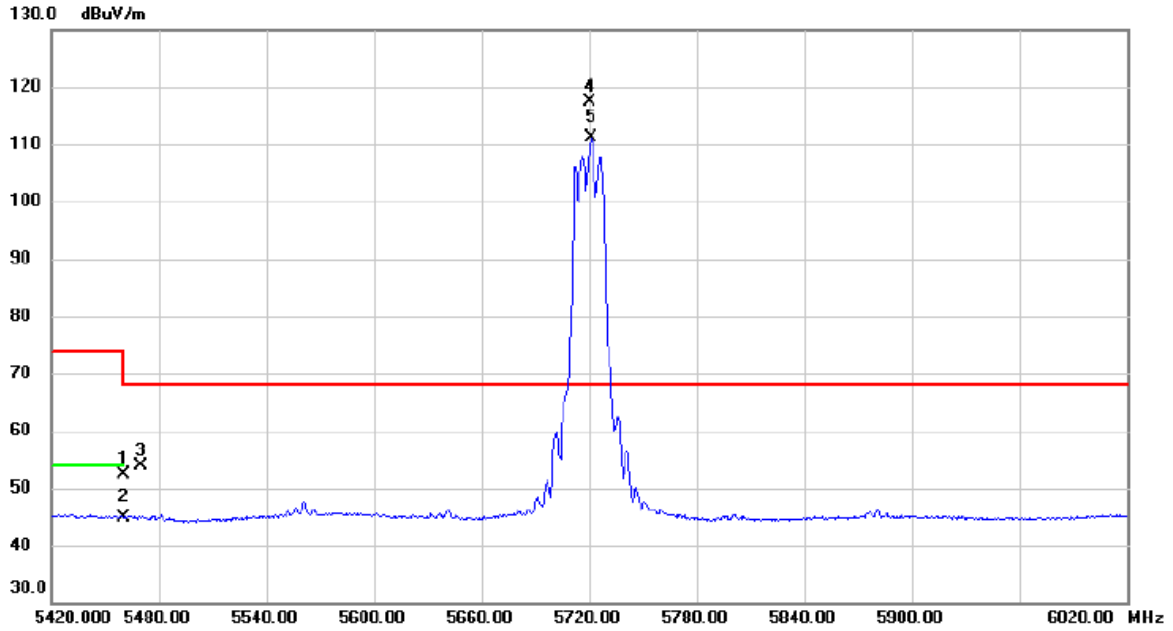
No.	Freq. MHz	Reading Level dBuV/m	Correct Factor dB	Measure ment dBuV/m	Limit dBuV/m	Margin dB	Detector	Comment
1	5638.2000	46.14	14.72	60.86	68.20	-7.34	Peak	
2	5715.0000	63.01	14.97	77.98	109.40	-31.42	Peak	
3	5725.0000	62.48	15.00	77.48	122.20	-44.72	Peak	
4 *	5770.8000	101.29	15.14	116.43	122.20	-5.77	Peak	No Limit
5	5850.0000	57.35	15.39	72.74	122.20	-49.46	Peak	
6	5860.0000	54.16	15.43	69.59	109.40	-39.81	Peak	
7	5930.6000	44.37	15.65	60.02	68.20	-8.18	Peak	

REMARKS:

- (1) Measurement Value = Reading Level + Correct Factor.
- (2) Margin Level = Measurement Value - Limit Value.

Straddle Channel:

Test Mode	UNII-2C_TX A Mode 5720 MHz	Polarization	Horizontal
-----------	----------------------------	--------------	------------

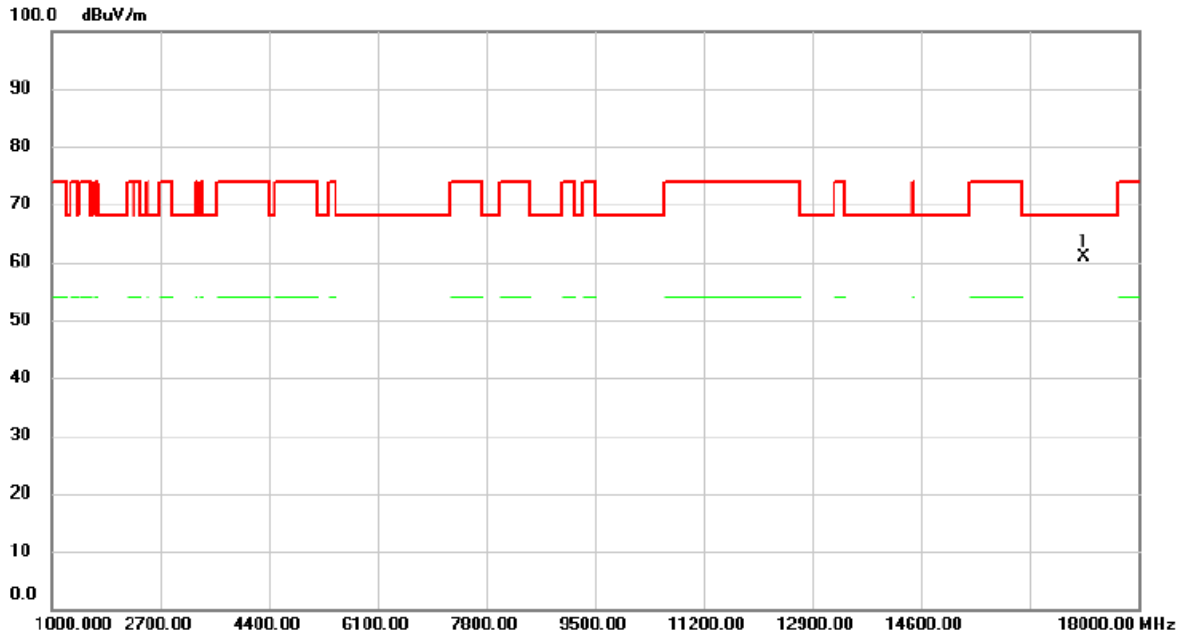


No.	Mk.	Freq. MHz	Reading Level dBuV	Correct Factor dB	Measure- ment dBuV/m	Limit dBuV/m	Margin dB	Detector	Comment
1		5460.000	38.23	14.21	52.44	74.00	-21.56	peak	
2		5460.000	30.72	14.21	44.93	54.00	-9.07	AVG	
3		5470.000	39.67	14.22	53.89	68.20	-14.31	peak	
4	*	5720.600	102.2	14.99	117.26	68.20	49.06	peak	No Limit
5	X	5721.200	96.04	14.99	111.03	68.20	42.83	AVG	No Limit

REMARKS:

- (1) Measurement Value = Reading Level + Correct Factor.
- (2) Margin Level = Measurement Value - Limit Value.

Test Mode	UNII-2C_TX A Mode 5720 MHz	Polarization	Vertical
-----------	----------------------------	--------------	----------

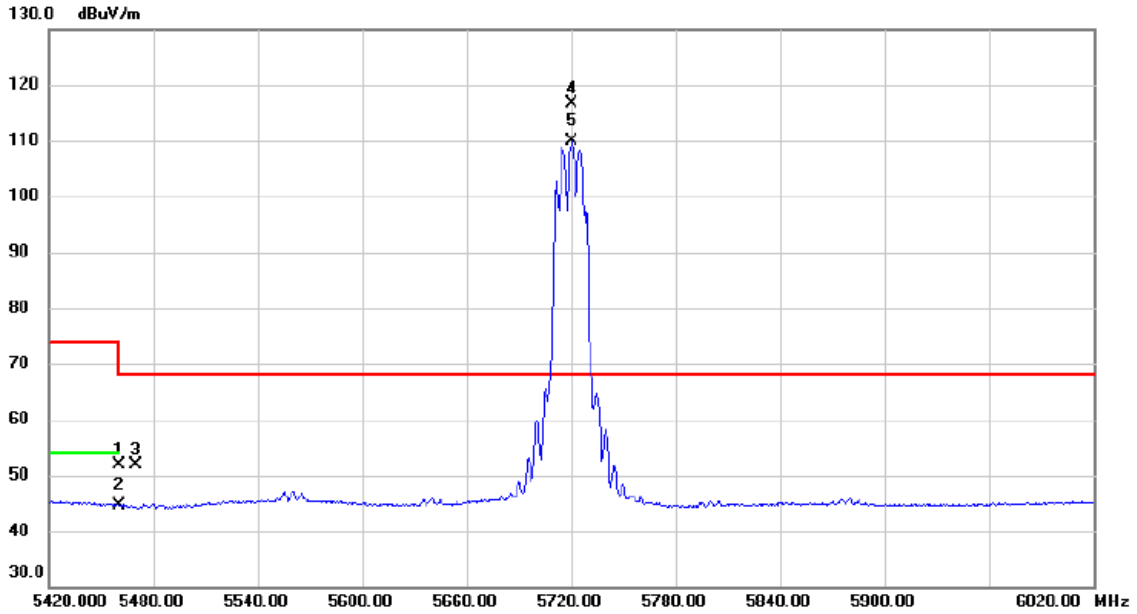


No. Mk.	Freq. MHz	Reading Level dBuV	Correct Factor dB	Measure- ment dBuV/m	Limit dBuV/m	Margin dB	Detector	Comment
1 *	17157.350	49.08	11.72	60.80	68.20	-7.40	peak	

REMARKS:

- (1) Measurement Value = Reading Level + Correct Factor.
- (2) Margin Level = Measurement Value - Limit Value.

Test Mode	UNII-2C_TX AC(VHT20) Mode 5720 MHz	Polarization	Horizontal
-----------	------------------------------------	--------------	------------

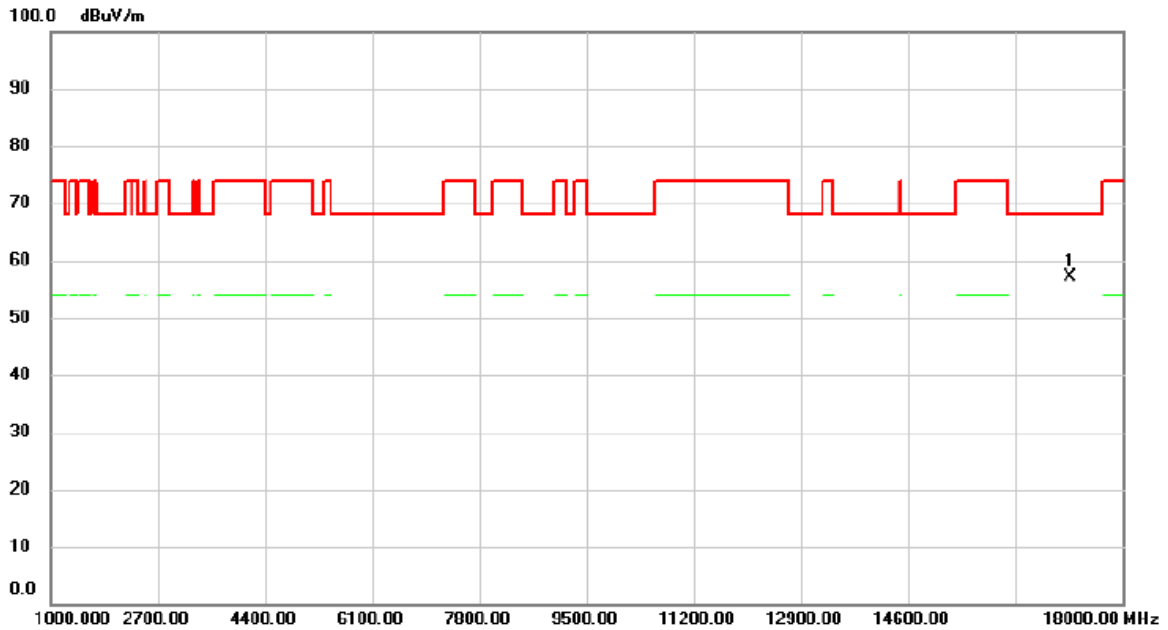


No.	Mk.	Freq. MHz	Reading Level dBuV	Correct Factor dB	Measure- ment dBuV/m	Limit dBuV/m	Margin dB	Detector	Comment
1		5460.000	37.55	14.21	51.76	74.00	-22.24	peak	
2		5460.000	30.51	14.21	44.72	54.00	-9.28	AVG	
3		5470.000	37.70	14.22	51.92	68.20	-16.28	peak	
4	*	5720.600	101.5	14.99	116.51	68.20	48.31	peak	No Limit
5	X	5720.600	94.86	14.99	109.85	68.20	41.65	AVG	No Limit

REMARKS:

- (1) Measurement Value = Reading Level + Correct Factor.
- (2) Margin Level = Measurement Value - Limit Value.

Test Mode	UNII-2C_TX AC(VHT20) Mode 5720 MHz	Polarization	Vertical
-----------	------------------------------------	--------------	----------

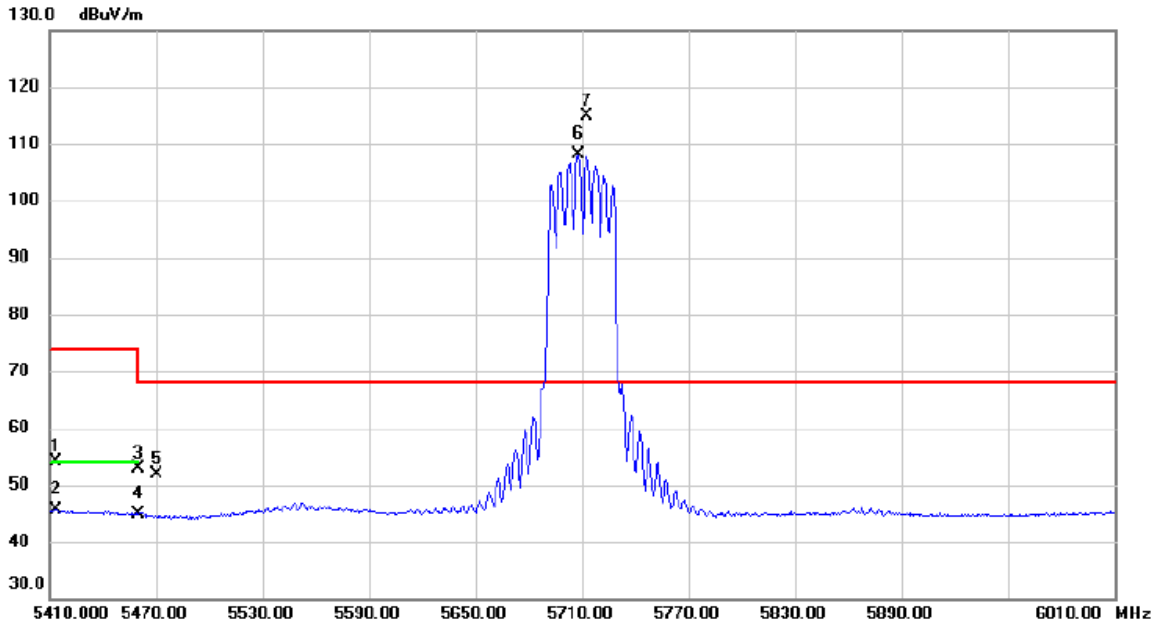


No.	Mk.	Freq. MHz	Reading Level dBuV	Correct Factor dB	Measure- ment dBuV/m	Limit dBuV/m	Margin dB	Detector	Comment
1	*	17161.700	45.46	11.73	57.19	68.20	-11.01	peak	

REMARKS:

- (1) Measurement Value = Reading Level + Correct Factor.
- (2) Margin Level = Measurement Value - Limit Value.

Test Mode	UNII-2C_TX AC(VHT40) Mode 5710 MHz	Polarization	Horizontal
-----------	------------------------------------	--------------	------------

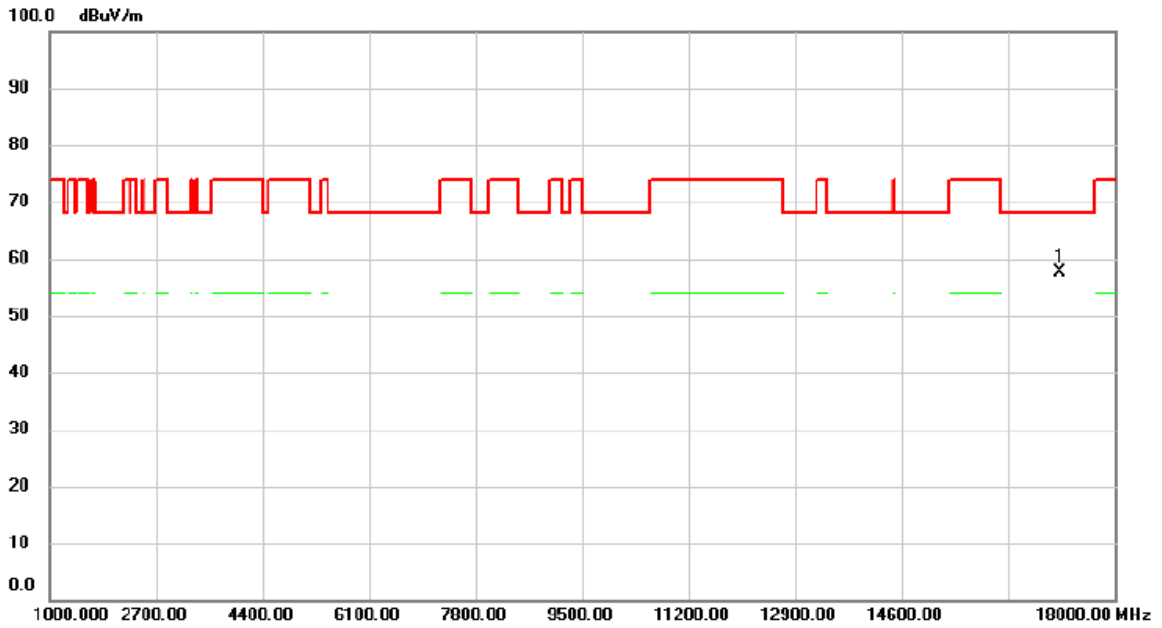


No.	Mk.	Freq. MHz	Reading Level dBuV	Correct Factor dB	Measure- ment dBuV/m	Limit dBuV/m	Margin dB	Detector	Comment
1		5413.300	39.94	14.10	54.04	74.00	-19.96	peak	
2		5413.300	31.45	14.10	45.55	54.00	-8.45	AVG	
3		5460.000	38.57	14.21	52.78	74.00	-21.22	peak	
4		5460.000	30.64	14.21	44.85	54.00	-9.15	AVG	
5		5470.000	37.68	14.22	51.90	68.20	-16.30	peak	
6	X	5707.900	93.27	14.94	108.21	68.20	40.01	AVG	No Limit
7	*	5713.000	100.0	14.96	115.00	68.20	46.80	peak	No Limit

REMARKS:

- (1) Measurement Value = Reading Level + Correct Factor.
- (2) Margin Level = Measurement Value - Limit Value.

Test Mode	UNII-2C_TX AC(VHT40) Mode 5710 MHz	Polarization	Vertical
-----------	------------------------------------	--------------	----------

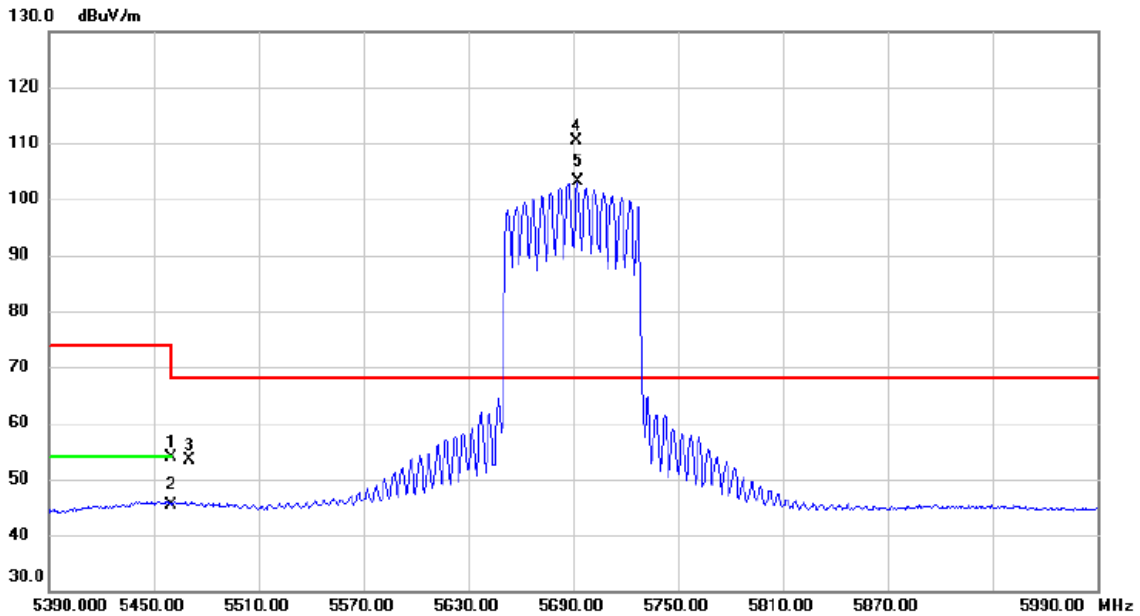


No.	Mk.	Freq.	Reading Level	Correct Factor	Measurement	Limit	Margin	Detector	Comment
		MHz	dBuV	dB	dBuV/m	dBuV/m	dB		
1	*	17136.800	46.07	11.66	57.73	68.20	-10.47	peak	

REMARKS:

- (1) Measurement Value = Reading Level + Correct Factor.
- (2) Margin Level = Measurement Value - Limit Value.

Test Mode	UNII-2C_TX AC(VHT80) Mode 5690 MHz	Polarization	Horizontal
-----------	------------------------------------	--------------	------------

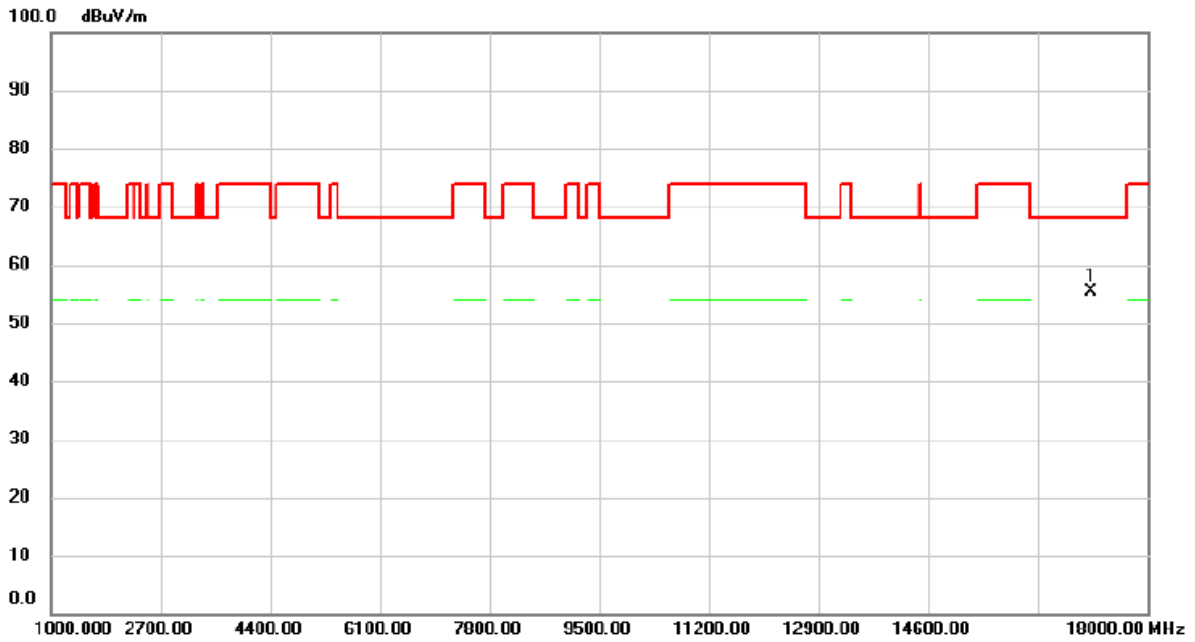


No.	Mk.	Freq. MHz	Reading Level dBuV	Correct Factor dB	Measure- ment dBuV/m	Limit dBuV/m	Margin dB	Detector	Comment
1		5460.000	39.72	14.21	53.93	74.00	-20.07	peak	
2		5460.000	31.28	14.21	45.49	54.00	-8.51	AVG	
3		5470.000	39.10	14.22	53.32	68.20	-14.88	peak	
4	*	5692.400	95.40	14.90	110.30	68.20	42.10	peak	No Limit
5	X	5692.700	88.13	14.90	103.03	68.20	34.83	AVG	No Limit

REMARKS:

- (1) Measurement Value = Reading Level + Correct Factor.
- (2) Margin Level = Measurement Value - Limit Value.

Test Mode	UNII-2C_TX AC(VHT80) Mode 5690 MHz	Polarization	Vertical
-----------	------------------------------------	--------------	----------

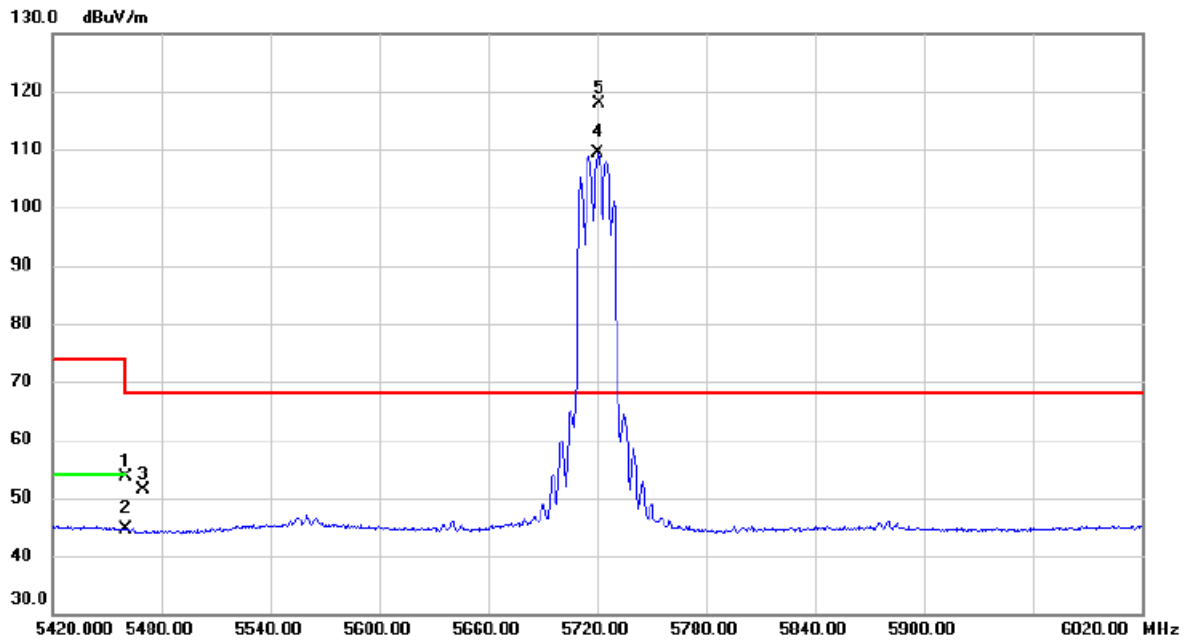


No.	Mk.	Freq.	Reading Level	Correct Factor	Measurement	Limit	Margin	Detector	Comment
		MHz	dBuV	dB	dBuV/m	dBuV/m	dB		
1	*	17123.200	43.69	11.62	55.31	68.20	-12.89	peak	

REMARKS:

- (1) Measurement Value = Reading Level + Correct Factor.
- (2) Margin Level = Measurement Value - Limit Value.

Test Mode	UNII-2C_TX AX(HE20) Mode 5720 MHz	Polarization	Horizontal
-----------	-----------------------------------	--------------	------------

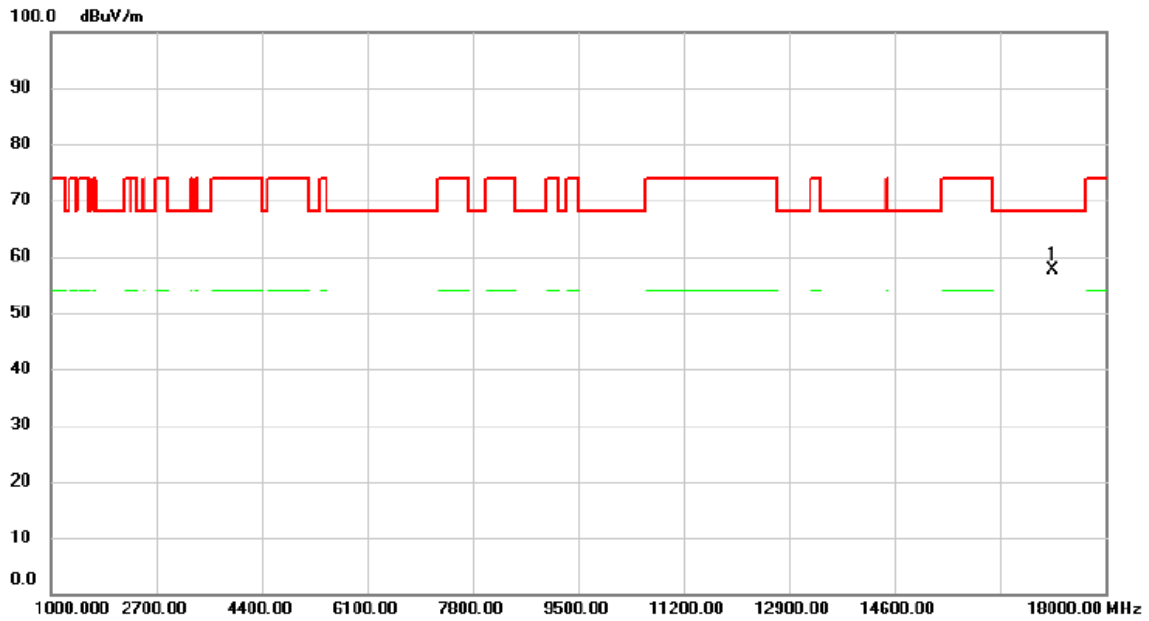


No.	Mk.	Freq. MHz	Reading Level dBuV	Correct Factor dB	Measure- ment dBuV/m	Limit dBuV/m	Margin dB	Detector	Comment
1		5460.000	39.34	14.21	53.55	74.00	-20.45	peak	
2		5460.000	30.48	14.21	44.69	54.00	-9.31	AVG	
3		5470.000	37.11	14.22	51.33	68.20	-16.87	peak	
4	X	5720.600	94.44	14.99	109.43	68.20	41.23	AVG	No Limit
5	*	5720.900	102.7	14.99	117.76	68.20	49.56	peak	No Limit

REMARKS:

- (1) Measurement Value = Reading Level + Correct Factor.
- (2) Margin Level = Measurement Value - Limit Value.

Test Mode	UNII-2C_TX AX(HE20) Mode 5720 MHz	Polarization	Vertical
-----------	-----------------------------------	--------------	----------

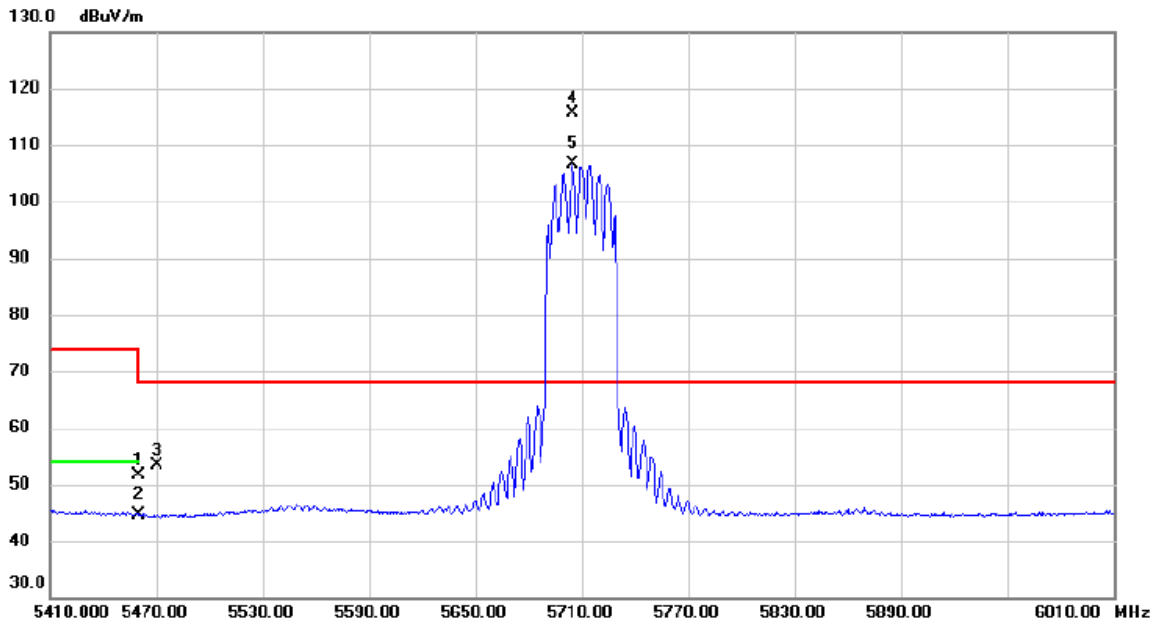


No.	Mk.	Freq. MHz	Reading Level dBuV	Correct Factor dB	Measure- ment dBuV/m	Limit dBuV/m	Margin dB	Detector	Comment
1	*	17154.525	45.94	11.71	57.65	68.20	-10.55	peak	

REMARKS:

- (1) Measurement Value = Reading Level + Correct Factor.
- (2) Margin Level = Measurement Value - Limit Value.

Test Mode	UNII-2C_TX AX(HE40) Mode 5710 MHz	Polarization	Horizontal
-----------	-----------------------------------	--------------	------------

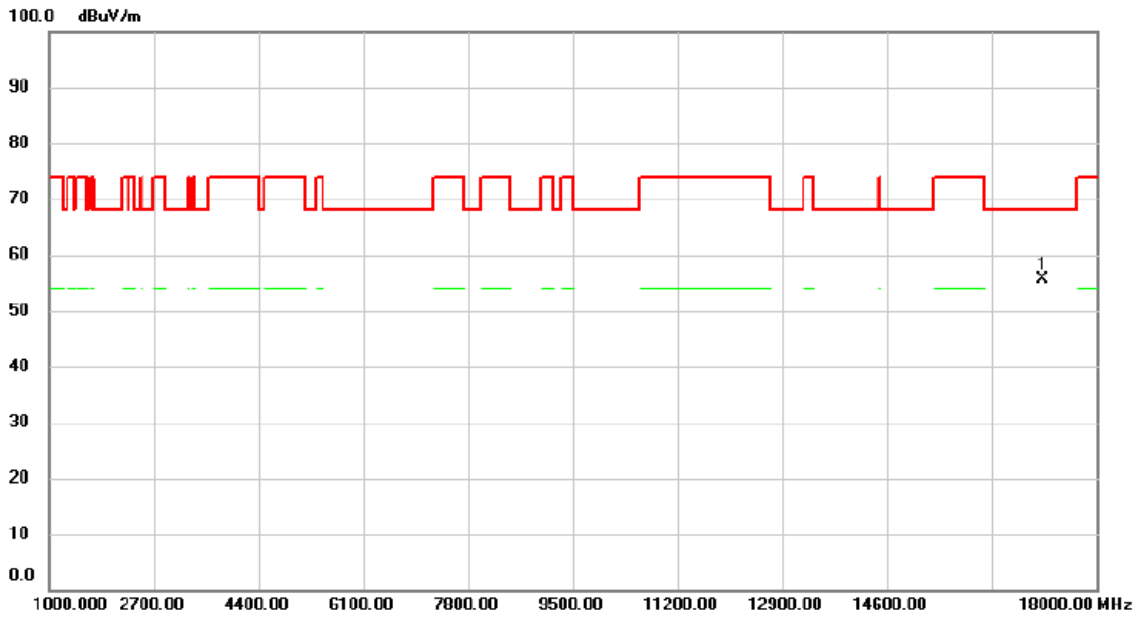


No.	Mk.	Freq. MHz	Reading Level dBuV	Correct Factor dB	Measure- ment dBuV/m	Limit dBuV/m	Margin dB	Detector	Comment
1		5460.000	37.51	14.21	51.72	74.00	-22.28	peak	
2		5460.000	30.48	14.21	44.69	54.00	-9.31	AVG	
3		5470.000	39.16	14.22	53.38	68.20	-14.82	peak	
4	*	5704.600	100.5	14.93	115.51	68.20	47.31	peak	No Limit
5	X	5704.900	91.63	14.93	106.56	68.20	38.36	AVG	No Limit

REMARKS:

- (1) Measurement Value = Reading Level + Correct Factor.
- (2) Margin Level = Measurement Value - Limit Value.

Test Mode	UNII-2C_TX AX(HE40) Mode 5710 MHz	Polarization	Vertical
-----------	-----------------------------------	--------------	----------

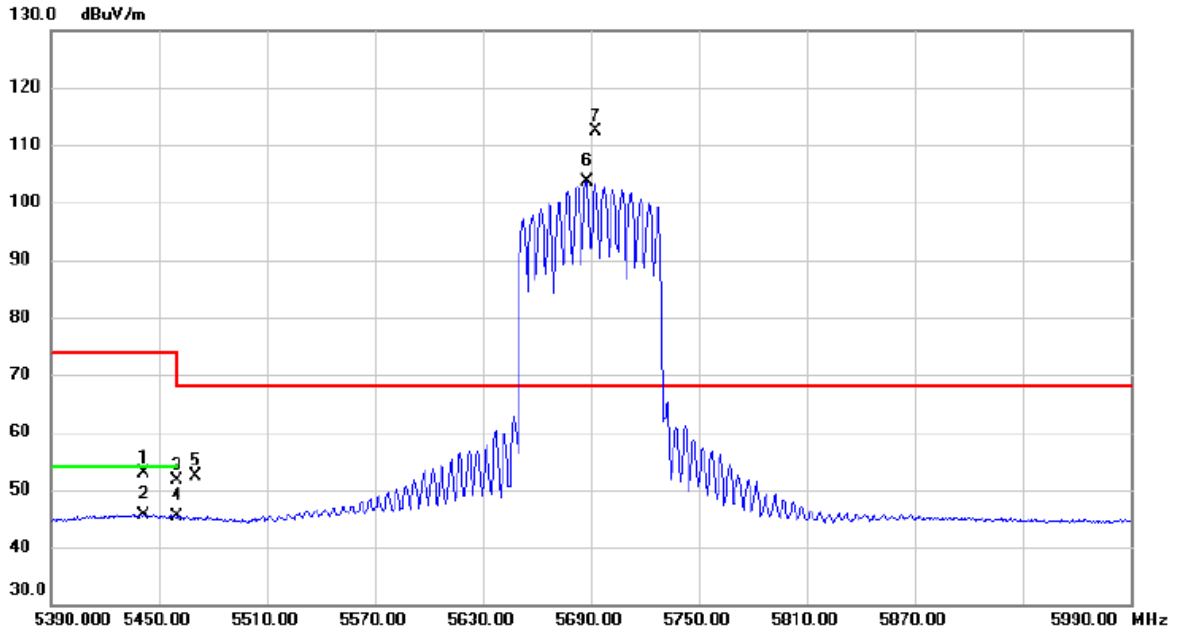


No.	Mk.	Freq. MHz	Reading Level dBuV	Correct Factor dB	Measure- ment dBuV/m	Limit dBuV/m	Margin dB	Detector	Comment
1	*	17133.300	44.10	11.64	55.74	68.20	-12.46	peak	

REMARKS:

- (1) Measurement Value = Reading Level + Correct Factor.
- (2) Margin Level = Measurement Value - Limit Value.

Test Mode	UNII-2C_TX AX(HE80) Mode 5690 MHz	Polarization	Horizontal
-----------	-----------------------------------	--------------	------------

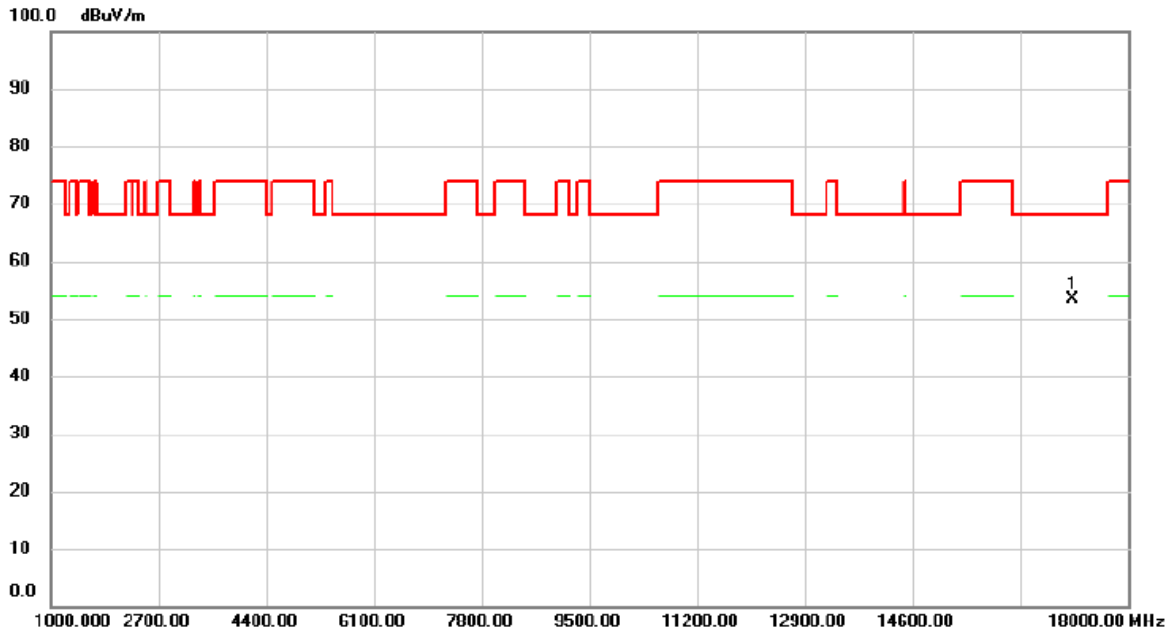


No.	Mk.	Freq. MHz	Reading Level dBuV	Correct Factor dB	Measure- ment dBuV/m	Limit dBuV/m	Margin dB	Detector	Comment
1		5441.300	38.63	14.16	52.79	74.00	-21.21	peak	
2		5441.300	31.57	14.16	45.73	54.00	-8.27	AVG	
3		5460.000	37.42	14.21	51.63	74.00	-22.37	peak	
4		5460.000	31.06	14.21	45.27	54.00	-8.73	AVG	
5		5470.000	38.27	14.22	52.49	68.20	-15.71	peak	
6	X	5687.600	88.75	14.89	103.64	68.20	35.44	AVG	No Limit
7	*	5693.000	97.57	14.90	112.47	68.20	44.27	peak	No Limit

REMARKS:

- (1) Measurement Value = Reading Level + Correct Factor.
- (2) Margin Level = Measurement Value - Limit Value.

Test Mode	UNII-2C_TX AX(HE80) Mode 5690 MHz	Polarization	Vertical
-----------	-----------------------------------	--------------	----------

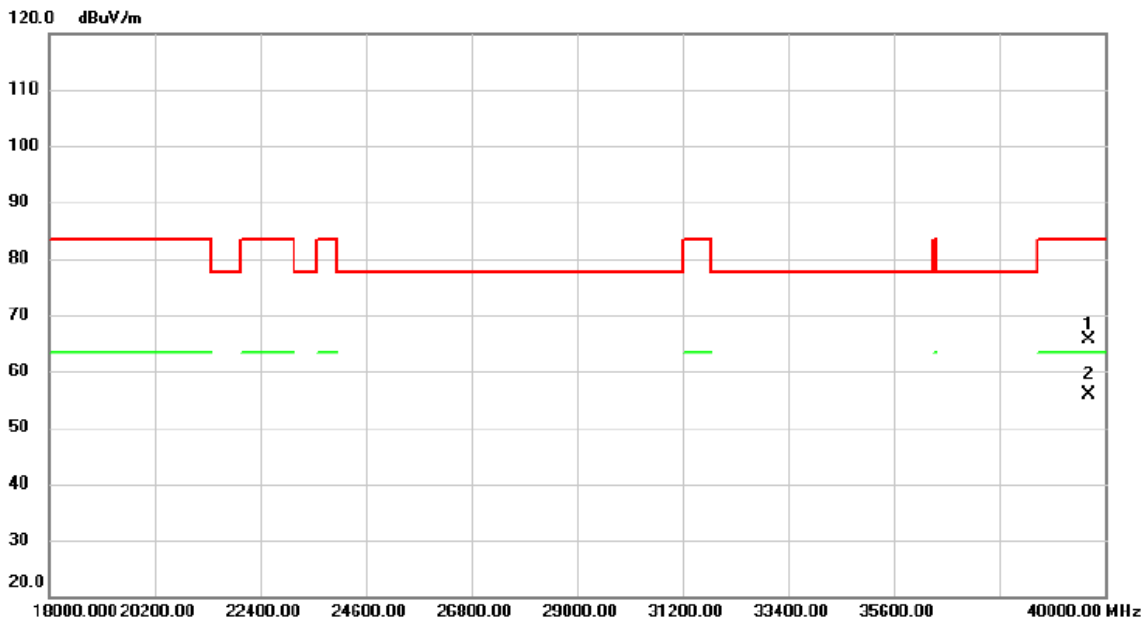


No.	Mk.	Freq.	Reading Level	Correct Factor	Measurement	Limit	Margin	Detector	Comment
		MHz	dBuV	dB	dBuV/m	dBuV/m	dB		
1	*	17123.500	41.70	11.62	53.32	68.20	-14.88	peak	

REMARKS:

- (1) Measurement Value = Reading Level + Correct Factor.
- (2) Margin Level = Measurement Value - Limit Value.

Test Mode	UNII-1_TX AX(HE40) Mode 5230 MHz	Polarization	Vertical
-----------	----------------------------------	--------------	----------

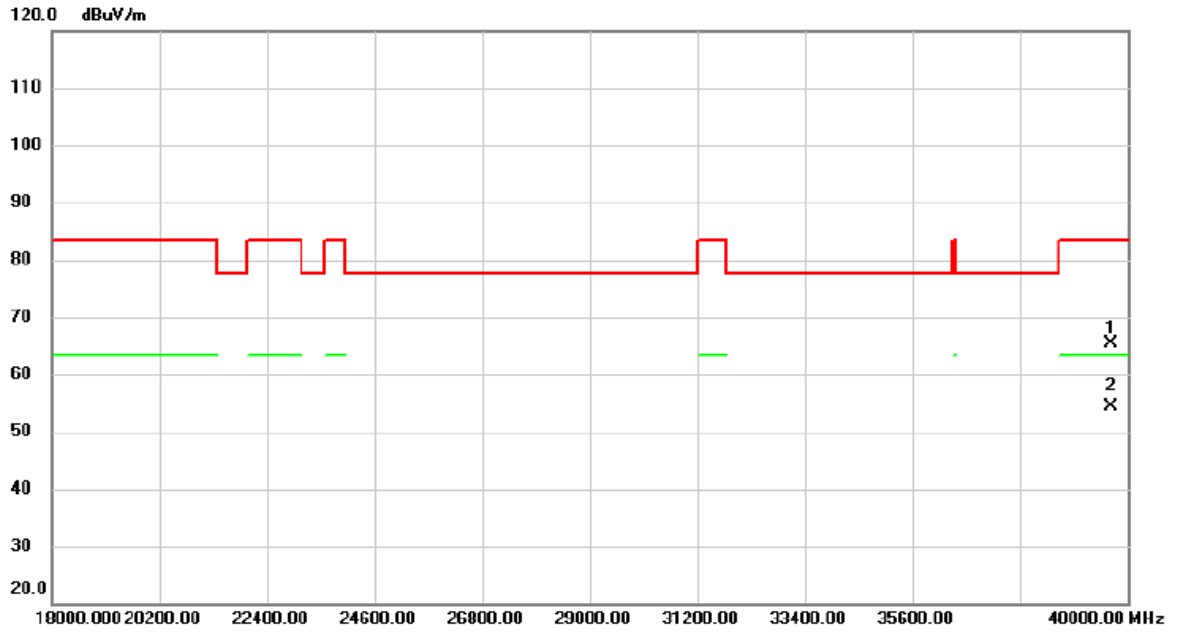


No.	Mk.	Freq. MHz	Reading Level dBuV	Correct Factor dB	Measure- ment dBuV/m	Limit dBuV/m	Margin dB	Detector	Comment
1		39659.00	51.49	14.20	65.69	83.50	-17.81	peak	
2	*	39659.00	41.58	14.20	55.78	63.50	-7.72	AVG	

REMARKS:

- (1) Measurement Value = Reading Level + Correct Factor.
- (2) Margin Level = Measurement Value - Limit Value.

Test Mode	UNII-1_TX AX(HE40) Mode 5230 MHz	Polarization	Horizontal
-----------	----------------------------------	--------------	------------



No. Mk.	Freq. MHz	Reading Level dBuV	Correct Factor dB	Measurement dBuV/m	Limit dBuV/m	Margin dB	Detector	Comment
1	39659.00	51.15	14.20	65.35	83.50	-18.15	peak	
2 *	39659.00	40.25	14.20	54.45	63.50	-9.05	AVG	

REMARKS:

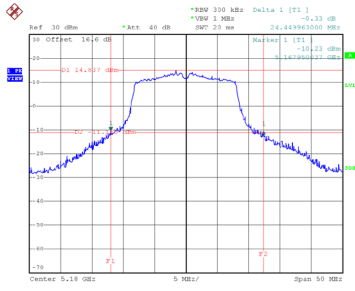
- (1) Measurement Value = Reading Level + Correct Factor.
- (2) Margin Level = Measurement Value - Limit Value.

APPENDIX E - BANDWIDTH

Test Mode	UNII-1_TX A Mode
-----------	------------------

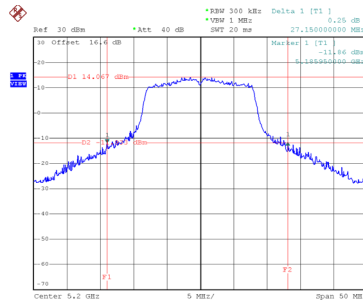
Channel	Frequency (MHz)	26 dB Bandwidth (MHz)	99 % Occupied Bandwidth (MHz)
36	5180	24.450	16.900
40	5200	27.150	16.900
48	5240	20.300	16.800

CH36



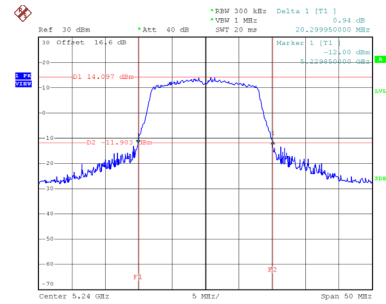
Date: 12.AUG.2024 10:53:29

CH40 26 dB Bandwidth



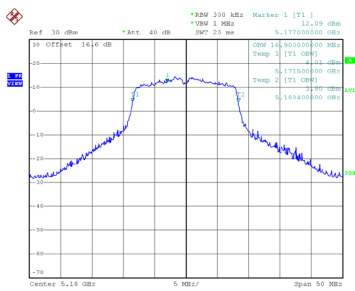
Date: 12.AUG.2024 10:54:14

CH48

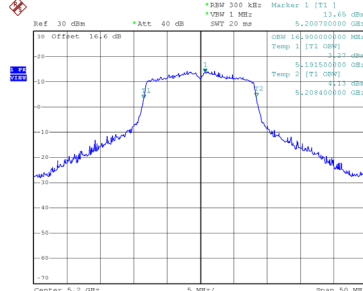


Date: 12.AUG.2024 10:55:52

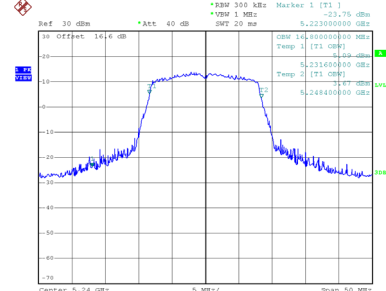
99 % Occupied Bandwidth



Date: 12.AUG.2024 10:52:56



Date: 12.AUG.2024 10:54:24

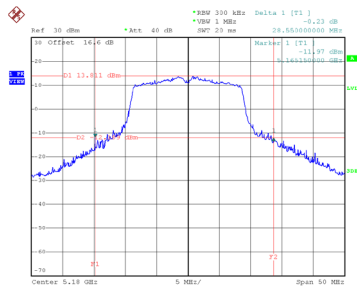


Date: 12.AUG.2024 10:55:16

Test Mode	UNII-1_TX AC(VHT20) Mode
-----------	--------------------------

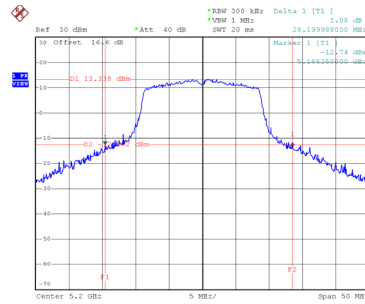
Channel	Frequency (MHz)	26 dB Bandwidth (MHz)	99 % Occupied Bandwidth (MHz)
36	5180	28.550	18.000
40	5200	28.200	18.100
48	5240	20.650	17.900

CH36



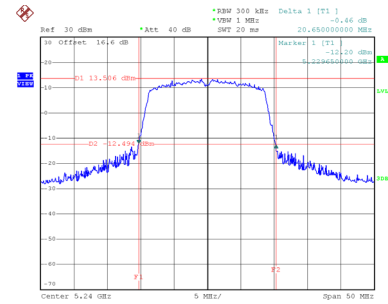
Date: 12.AUG.2024 11:08:33

CH40 26 dB Bandwidth



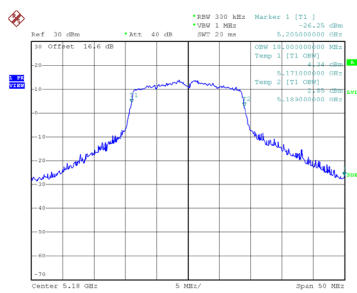
Date: 12.AUG.2024 11:09:34

CH48

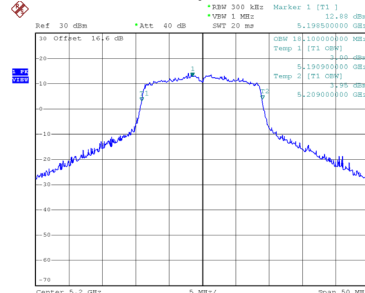


Date: 12.AUG.2024 11:10:29

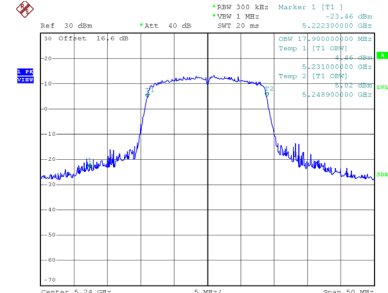
99 % Occupied Bandwidth



Date: 12.AUG.2024 11:08:05



Date: 12.AUG.2024 11:09:05

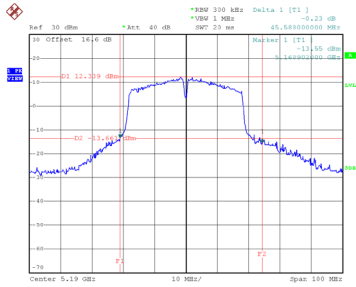


Date: 12.AUG.2024 11:09:54

Test Mode	UNII-1_TX AC(VHT40) Mode
-----------	--------------------------

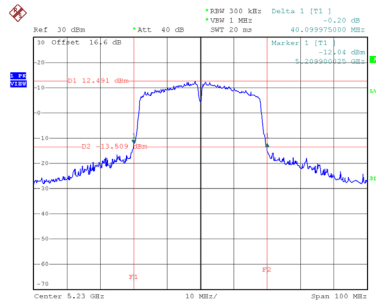
Channel	Frequency (MHz)	26 dB Bandwidth (MHz)	99 % Occupied Bandwidth (MHz)
38	5190	45.588	36.600
46	5230	40.100	36.400

CH38



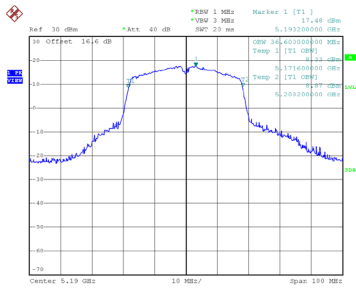
Date: 12.AUG.2024 11:23:52

CH46 26 dB Bandwidth

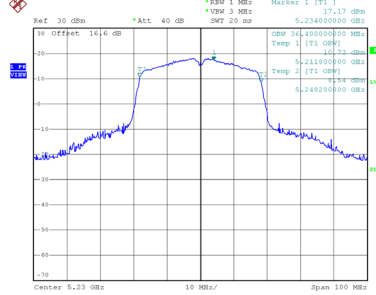


Date: 12.AUG.2024 11:25:17

99 % Occupied Bandwidth



Date: 12.AUG.2024 11:23:52

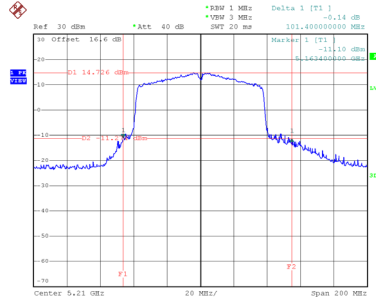


Date: 12.AUG.2024 11:24:40

Test Mode	UNII-1_TX AC(VHT80) Mode
-----------	--------------------------

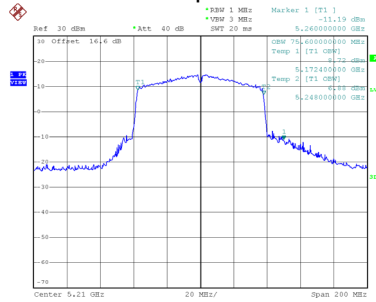
Channel	Frequency (MHz)	26 dB Bandwidth (MHz)	99 % Occupied Bandwidth (MHz)
42	5210	101.400	75.600

CH42 26 dB Bandwidth



Date: 12.AUG.2024 11:45:16

99 % Occupied Bandwidth

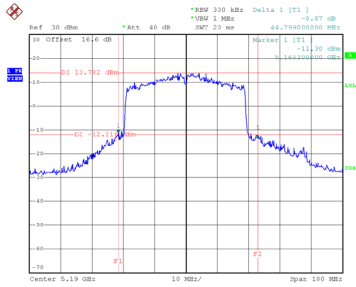


Date: 12.AUG.2024 11:44:39

Test Mode	UNII-1_TX AX(HE40) Mode
-----------	-------------------------

Channel	Frequency (MHz)	26 dB Bandwidth (MHz)	99 % Occupied Bandwidth (MHz)
38	5190	44.799	38.000
46	5230	39.600	37.800

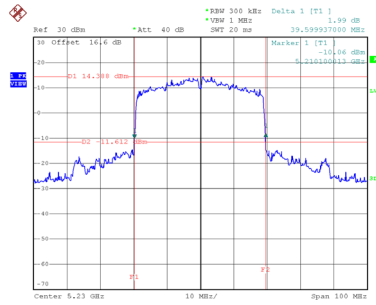
CH38



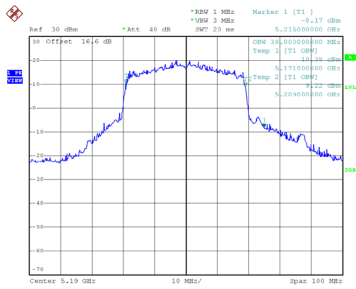
Date: 12.AUG.2024 13:51:48

CH46

26 dB Bandwidth

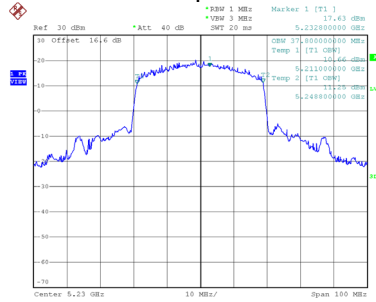


Date: 12.AUG.2024 13:52:41



Date: 12.AUG.2024 13:51:12

99 % Occupied Bandwidth

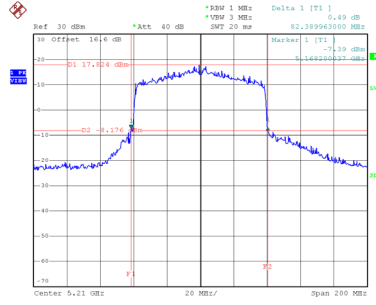


Date: 12.AUG.2024 13:52:05

Test Mode	UNII-1_TX AX(HE80) Mode
-----------	-------------------------

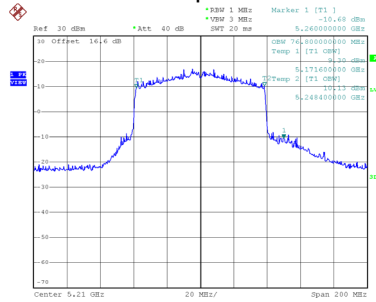
Channel	Frequency (MHz)	26 dB Bandwidth (MHz)	99 % Occupied Bandwidth (MHz)
42	5210	82.390	76.800

CH42 26 dB Bandwidth



Date: 12.AUG.2024 14:03:13

99 % Occupied Bandwidth

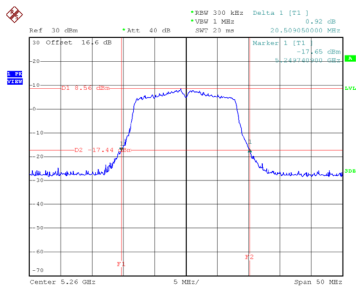


Date: 12.AUG.2024 14:02:01

Test Mode	UNII-2A_TX A Mode
-----------	-------------------

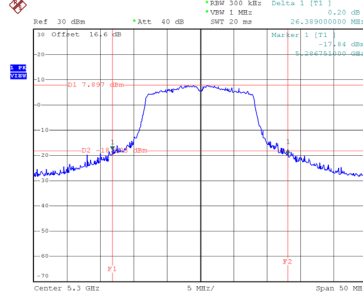
Channel	Frequency (MHz)	26 dB Bandwidth (MHz)	99 % Occupied Bandwidth (MHz)
52	5260	20.509	16.700
60	5300	26.389	16.900
64	5320	26.850	16.900

CH52



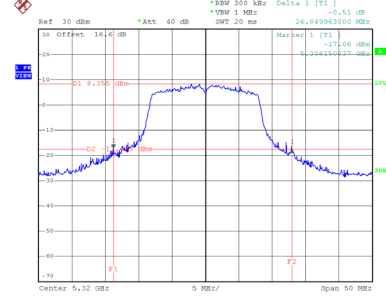
Date: 12.AUG.2024 10:56:55

CH60 26 dB Bandwidth



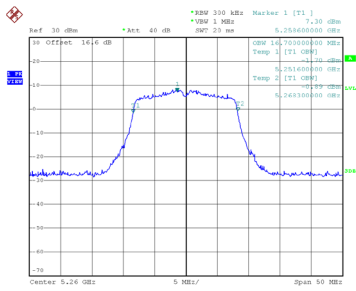
Date: 12.AUG.2024 10:57:56

CH64

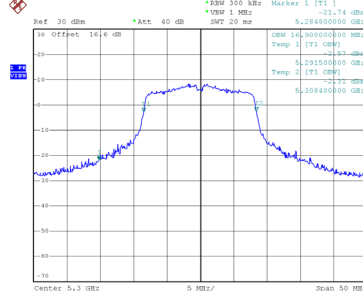


Date: 12.AUG.2024 10:58:46

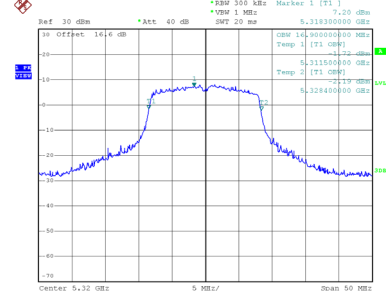
99 % Occupied Bandwidth



Date: 12.AUG.2024 10:56:18



Date: 12.AUG.2024 10:57:24

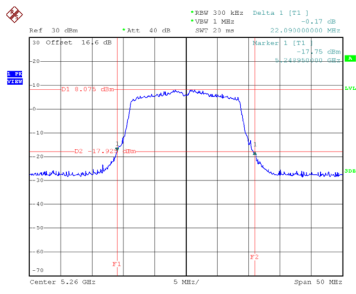


Date: 12.AUG.2024 10:58:14

Test Mode	UNII-2A_TX AC(VHT20) Mode
-----------	---------------------------

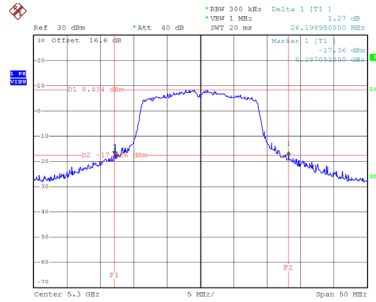
Channel	Frequency (MHz)	26 dB Bandwidth (MHz)	99 % Occupied Bandwidth (MHz)
52	5260	22.090	17.900
60	5300	26.199	18.100
64	5320	25.300	18.100

CH52



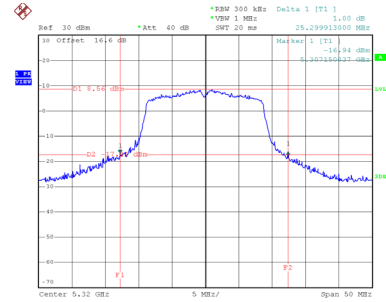
Date: 12.AUG.2024 11:11:39

CH60 26 dB Bandwidth



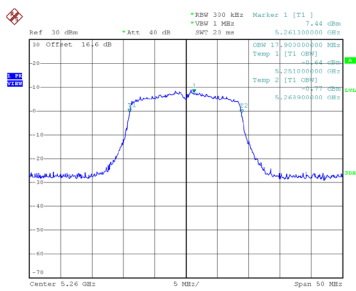
Date: 12.AUG.2024 11:12:33

CH64

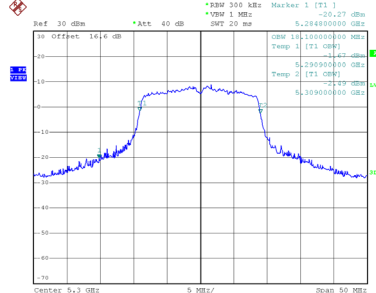


Date: 12.AUG.2024 11:13:33

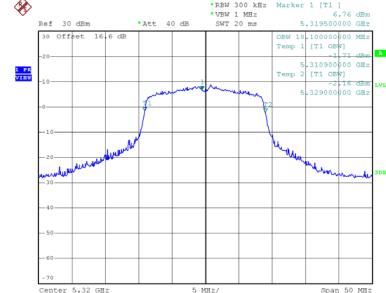
99 % Occupied Bandwidth



Date: 12.AUG.2024 11:11:05



Date: 12.AUG.2024 11:12:03

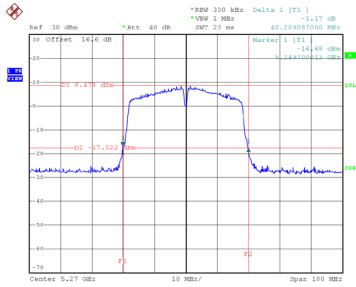


Date: 12.AUG.2024 11:12:55

Test Mode	UNII-2A_TX AC(VHT40) Mode
-----------	---------------------------

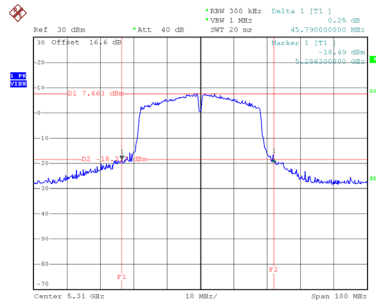
Channel	Frequency (MHz)	26 dB Bandwidth (MHz)	99 % Occupied Bandwidth (MHz)
54	5270	40.209	36.400
62	5310	45.790	36.600

CH54



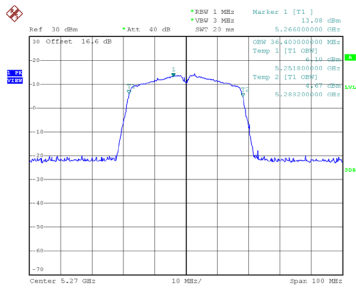
Date: 12.AUG.2024 11:26:37

CH62 26 dB Bandwidth

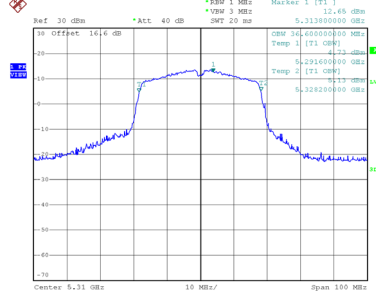


Date: 12.AUG.2024 11:27:55

99 % Occupied Bandwidth



Date: 12.AUG.2024 11:26:01

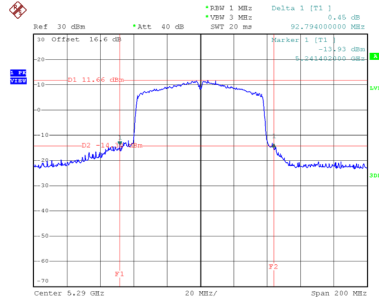


Date: 12.AUG.2024 11:27:12

Test Mode	UNII-2A_TX AC(VHT80) Mode
-----------	---------------------------

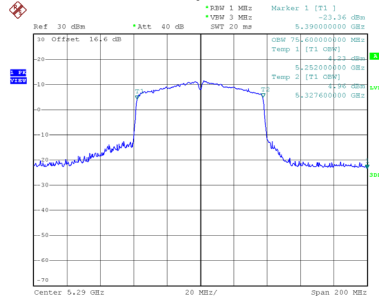
Channel	Frequency (MHz)	26 dB Bandwidth (MHz)	99 % Occupied Bandwidth (MHz)
58	5290	92.794	75.600

CH58 26 dB Bandwidth



Date: 12.AUG.2024 11:49:44

99 % Occupied Bandwidth

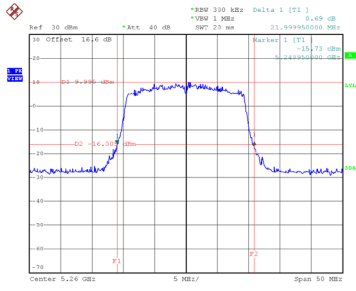


Date: 12.AUG.2024 11:48:27

Test Mode	UNII-2A_TX AX(HE20) Mode
-----------	--------------------------

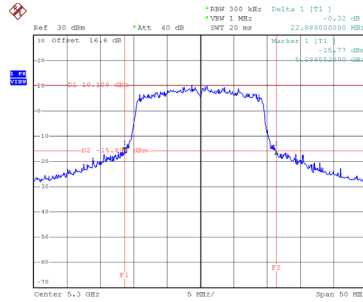
Channel	Frequency (MHz)	26 dB Bandwidth (MHz)	99 % Occupied Bandwidth (MHz)
52	5260	22.000	18.900
60	5300	22.888	19.100
64	5320	24.349	19.100

CH52



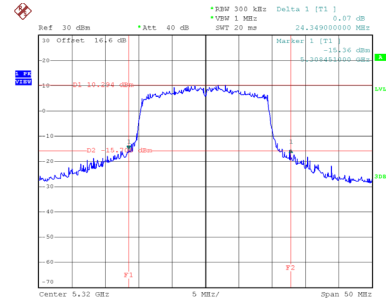
Date: 12.AUG.2024 13:40:40

CH60 26 dB Bandwidth



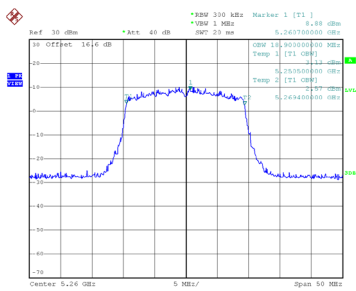
Date: 12.AUG.2024 13:41:41

CH64

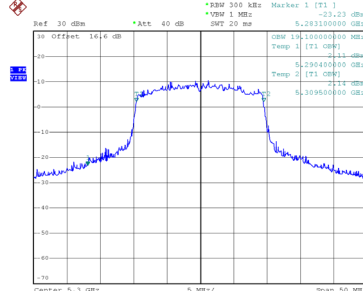


Date: 12.AUG.2024 13:42:38

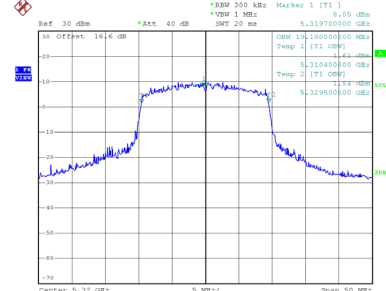
99 % Occupied Bandwidth



Date: 12.AUG.2024 13:40:07



Date: 12.AUG.2024 13:41:01

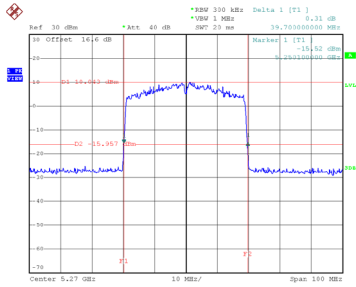


Date: 12.AUG.2024 13:42:03

Test Mode	UNII-2A_TX AX(HE40) Mode
-----------	--------------------------

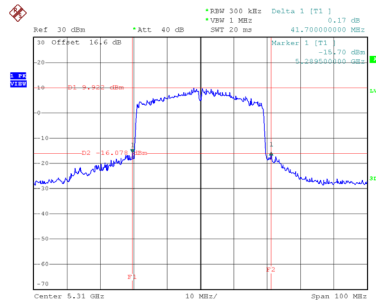
Channel	Frequency (MHz)	26 dB Bandwidth (MHz)	99 % Occupied Bandwidth (MHz)
54	5270	39.700	37.600
62	5310	41.700	38.000

CH54

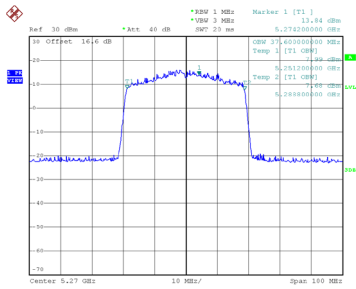


Date: 12.AUG.2024 13:53:44

CH62 26 dB Bandwidth

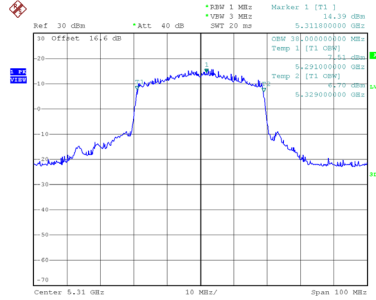


Date: 12.AUG.2024 13:54:46



Date: 12.AUG.2024 13:53:08

99 % Occupied Bandwidth

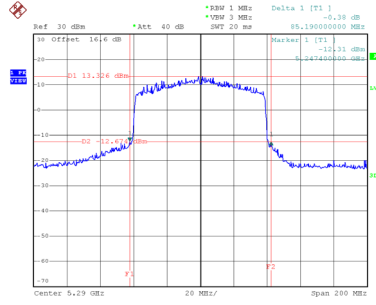


Date: 12.AUG.2024 13:54:04

Test Mode	UNII-2A_TX AX(HE80) Mode
-----------	--------------------------

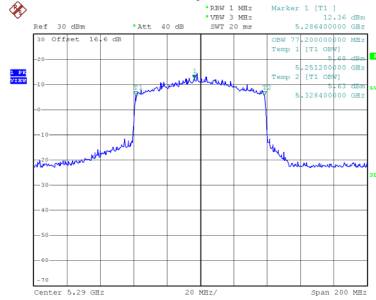
Channel	Frequency (MHz)	26 dB Bandwidth (MHz)	99 % Occupied Bandwidth (MHz)
58	5290	85.190	77.200

CH58 26 dB Bandwidth



Date: 12.AUG.2024 14:04:55

99 % Occupied Bandwidth

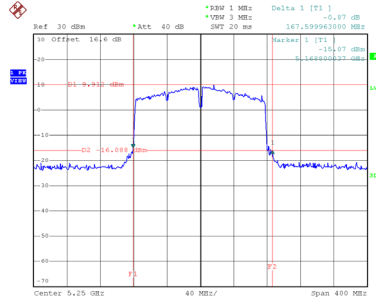


Date: 12.AUG.2024 14:03:41

Test Mode	UNII-1+UNII-2A_TX AC(VHT160) Mode
-----------	-----------------------------------

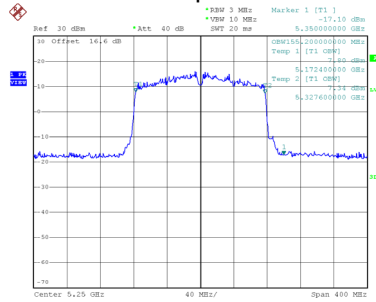
Channel	Frequency (MHz)	26 dB Bandwidth (MHz)	99 % Occupied Bandwidth (MHz)
50	5250	167.600	155.200

CH50 26 dB Bandwidth



Date: 12.AUG.2024 11:56:44

99 % Occupied Bandwidth

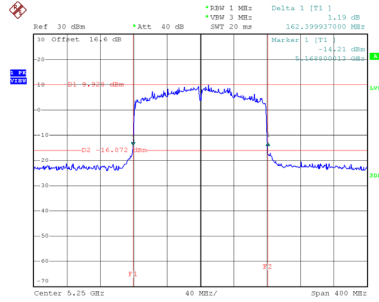


Date: 12.AUG.2024 11:55:54

Test Mode	UNII-1+UNII-2A_TX AX(HE160) Mode
-----------	----------------------------------

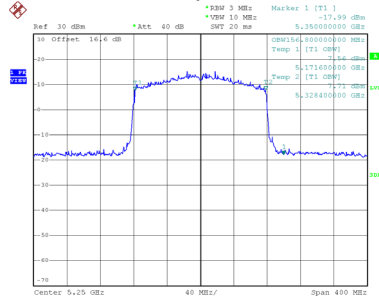
Channel	Frequency (MHz)	26 dB Bandwidth (MHz)	99 % Occupied Bandwidth (MHz)
50	5250	162.400	156.800

CH50 26 dB Bandwidth



Date: 12.AUG.2024 14:11:05

99 % Occupied Bandwidth

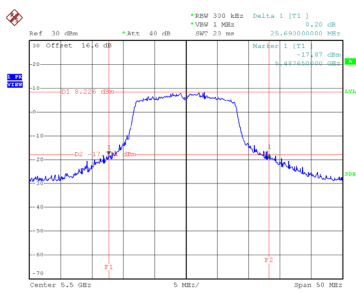


Date: 12.AUG.2024 14:11:21

Test Mode	UNII-2C_TX A Mode
-----------	-------------------

Channel	Frequency (MHz)	26 dB Bandwidth (MHz)	99 % Occupied Bandwidth (MHz)
100	5500	25.690	16.900
116	5580	20.999	16.700
140	5700	23.599	16.900
144	5720	15.650	16.600

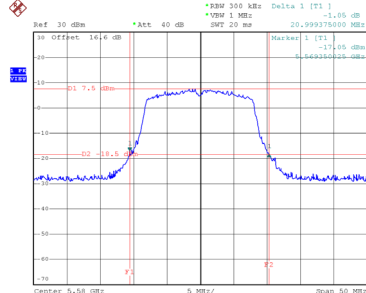
CH100



Date: 12.AUG.2024 10:59:16

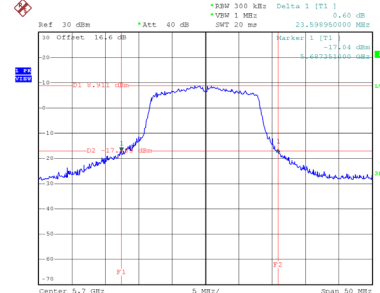
CH116

26 dB Bandwidth



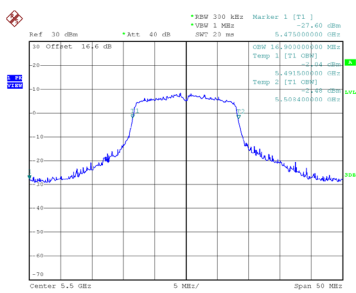
Date: 12.AUG.2024 11:01:16

CH140

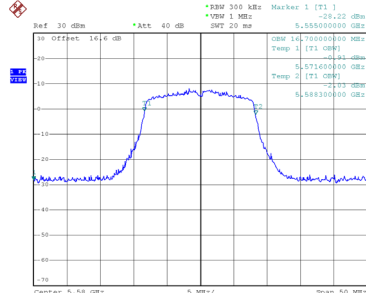


Date: 12.AUG.2024 11:02:18

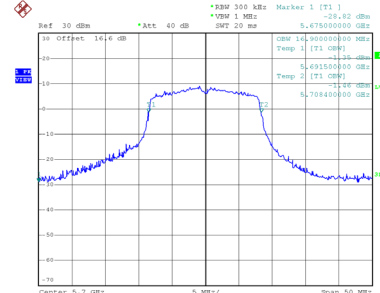
99 % Occupied Bandwidth



Date: 12.AUG.2024 10:59:18



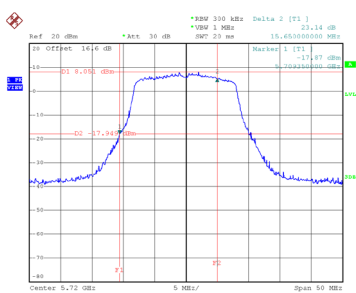
Date: 12.AUG.2024 11:00:39



Date: 12.AUG.2024 11:01:45

CH144

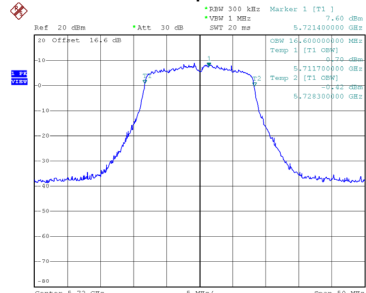
26 dB Bandwidth



Date: 12.SEP.2024 20:15:24

CH144

99 % Occupied Bandwidth

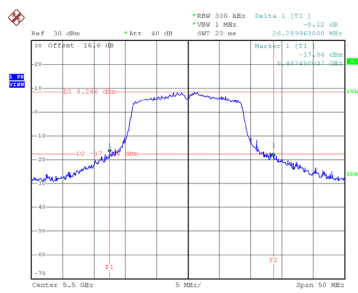


Date: 12.SEP.2024 19:10:11

Test Mode	UNII-2C_TX AC(VHT20) Mode
-----------	---------------------------

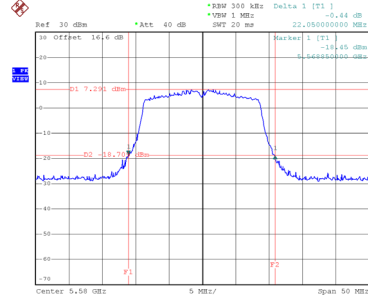
Channel	Frequency (MHz)	26 dB Bandwidth (MHz)	99 % Occupied Bandwidth (MHz)
100	5500	26.290	18.000
116	5580	22.050	17.900
140	5700	24.498	18.000
144	5720	16.250	17.800

CH100



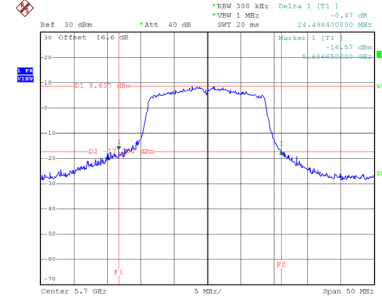
Date: 12.AUG.2024 11:14:37

CH116
26 dB Bandwidth



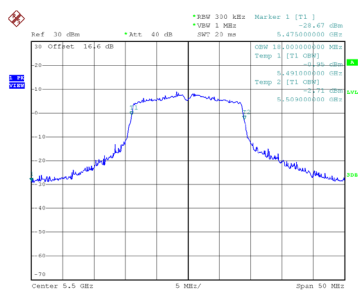
Date: 12.AUG.2024 11:15:41

CH140

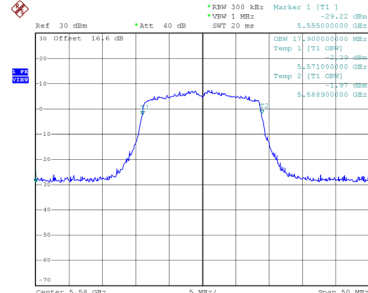


Date: 12.AUG.2024 11:16:44

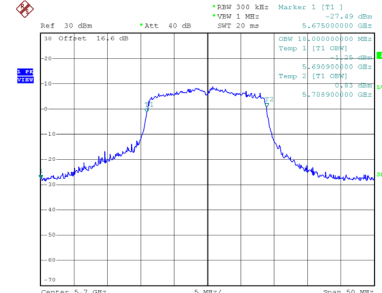
99 % Occupied Bandwidth



Date: 12.AUG.2024 11:14:03

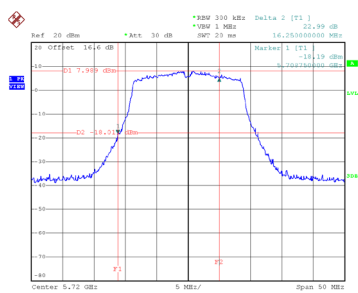


Date: 12.AUG.2024 11:15:06



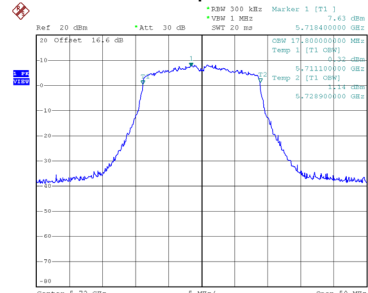
Date: 12.AUG.2024 11:16:06

CH144
26 dB Bandwidth



Date: 12.SEP.2024 19:26:26

CH144
99 % Occupied Bandwidth

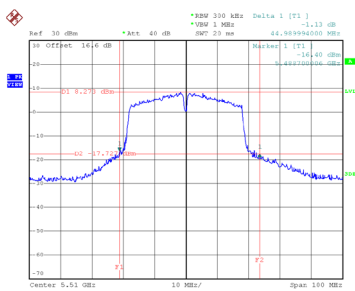


Date: 12.SEP.2024 19:25:32

Test Mode	UNII-2C_TX AC(VHT40) Mode
-----------	---------------------------

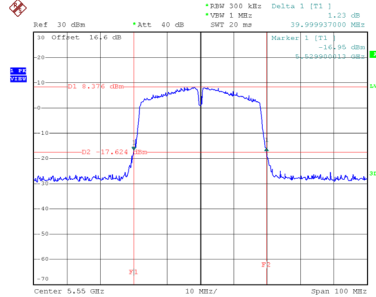
Channel	Frequency (MHz)	26 dB Bandwidth (MHz)	99 % Occupied Bandwidth (MHz)
102	5510	44.990	36.800
110	5550	40.000	36.400
134	5670	50.590	36.800
142	5710	35.900	36.400

CH102



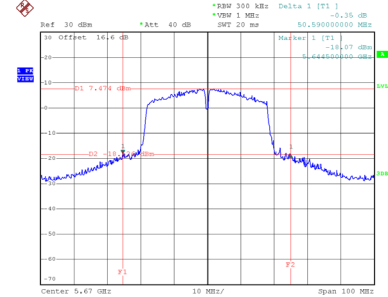
Date: 12.AUG.2024 11:29:03

CH110
26 dB Bandwidth



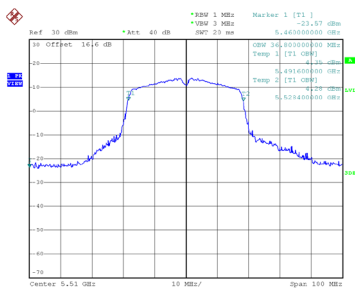
Date: 12.AUG.2024 11:30:02

CH134

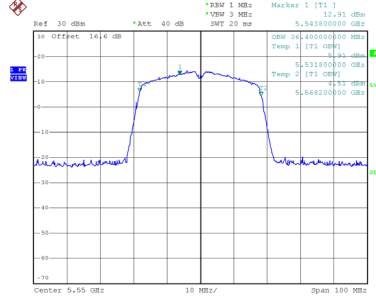


Date: 12.AUG.2024 11:31:33

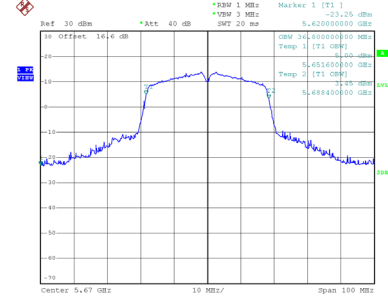
99 % Occupied Bandwidth



Date: 12.AUG.2024 11:29:25

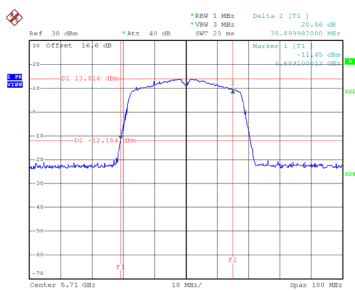


Date: 12.AUG.2024 11:29:26



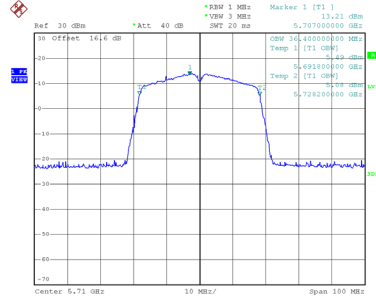
Date: 12.AUG.2024 11:30:57

CH142
26 dB Bandwidth



Date: 12.SEP.2024 19:37:01

CH142
99 % Occupied Bandwidth

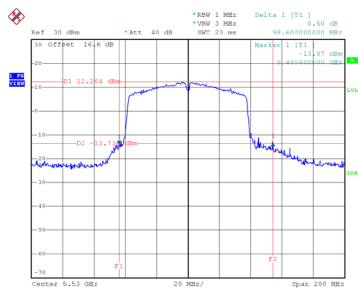


Date: 12.SEP.2024 19:35:06

Test Mode	UNII-2C_TX AC(VHT80) Mode
-----------	---------------------------

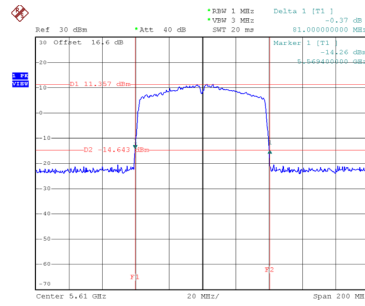
Channel	Frequency (MHz)	26 dB Bandwidth (MHz)	99 % Occupied Bandwidth (MHz)
106	5530	98.600	75.200
122	5610	81.000	75.200
138	5690	75.200	75.200

CH106



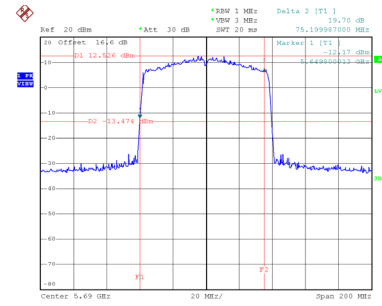
Date: 12.AUG.2024 11:51:54

CH122 26 dB Bandwidth



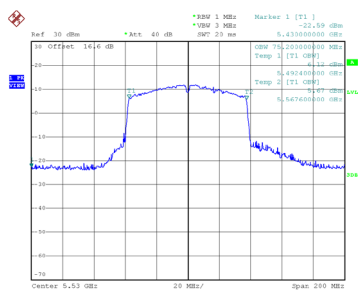
Date: 12.AUG.2024 11:53:05

CH138

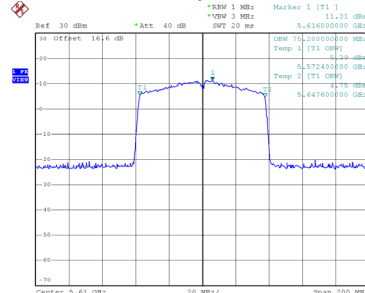


Date: 12.SEP.2024 19:44:41

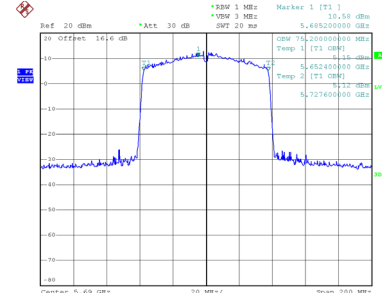
99 % Occupied Bandwidth



Date: 12.AUG.2024 11:51:05



Date: 12.AUG.2024 11:52:19

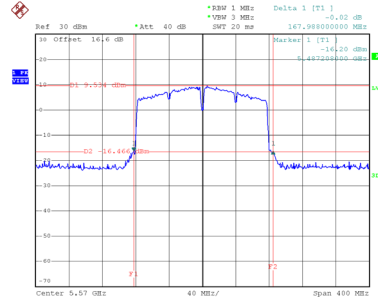


Date: 12.SEP.2024 19:43:57

Test Mode	UNII-2C_TX AC(VHT160) Mode
-----------	----------------------------

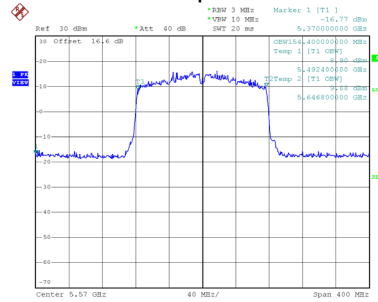
Channel	Frequency (MHz)	26 dB Bandwidth (MHz)	99 % Occupied Bandwidth (MHz)
114	5570	167.988	154.400

CH114 26 dB Bandwidth



Date: 12.AUG.2024 11:58:26

99 % Occupied Bandwidth

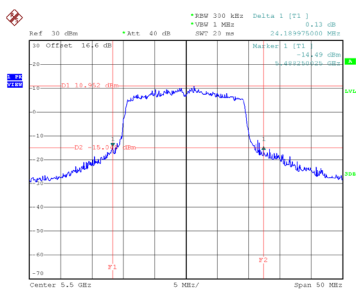


Date: 12.AUG.2024 11:57:26

Test Mode	UNII-2C_TX AX(HE20) Mode
-----------	--------------------------

Channel	Frequency (MHz)	26 dB Bandwidth (MHz)	99 % Occupied Bandwidth (MHz)
100	5500	24.190	19.100
116	5580	21.950	19.000
140	5700	23.190	19.000
144	5720	15.850	19.000

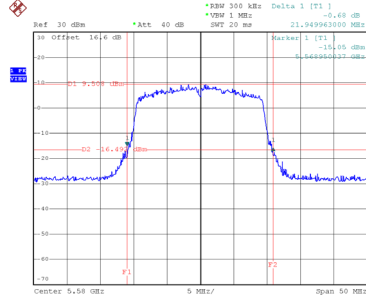
CH100



Date: 12.AUG.2024 13:43:42

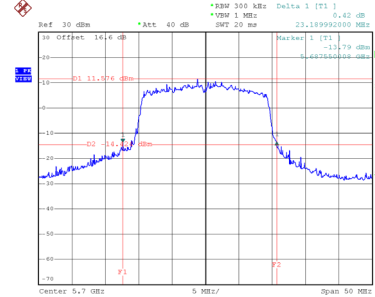
CH116

26 dB Bandwidth



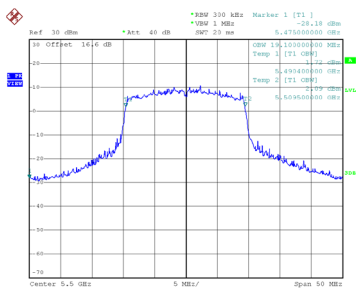
Date: 12.AUG.2024 13:44:43

CH140

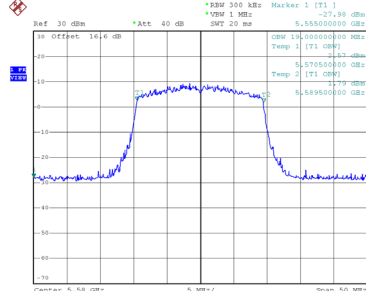


Date: 12.AUG.2024 13:45:48

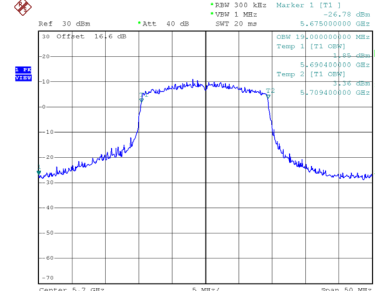
99 % Occupied Bandwidth



Date: 12.AUG.2024 13:43:05

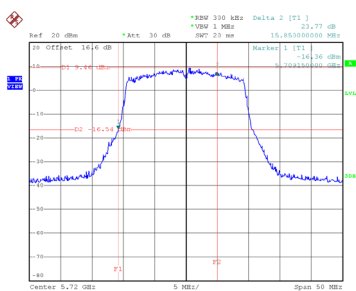


Date: 12.AUG.2024 13:44:08



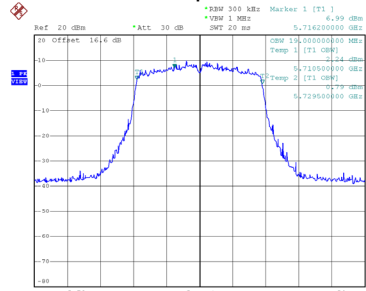
Date: 12.AUG.2024 13:45:14

CH144
26 dB Bandwidth



Date: 12.SEP.2024 19:58:02

CH144
99 % Occupied Bandwidth



Date: 12.SEP.2024 19:57:21