

**CFR 47 FCC PART 15 SUBPART C**

**TEST REPORT**

*For*

**AX1800 Indoor/Outdoor Wi-Fi 6 Access Point**

**MODEL NUMBER: EAP623-Outdoor HD**

**REPORT NUMBER: 4791040134-1-RF-1**

**ISSUE DATE: November 22, 2023**

**FCC ID: 2BCGWEAP623ODHD**

*Prepared for*

**Big Field Global PTE. Ltd.**

**7 Temasek Boulevard #29-03 Suntec Tower One, Singapore 038987**

*Prepared by*

**UL Verification Services (Guangzhou) Co., Ltd, Song Shan Lake Branch**

**Building 10, Innovation Technology Park, No. 1, Li Bin Road, Song Shan Lake Hi-Tech Development Zone Dongguan, 523808, People's Republic of China**

**Tel: +86 769 22038881**

**Fax: +86 769 33244054**

**Website: [www.ul.com](http://www.ul.com)**

Revision History

Rev.	Issue Date	Revisions	Revised By
V0	November 22, 2023	Initial Issue	

### Summary of Test Results

Test Item	Clause	Limit/Requirement	Result
Antenna Requirement	N/A	FCC Part 15.203/15.247 (c)	Pass
AC Power Line Conducted Emission	ANSI C63.10-2013, Clause 6.2	FCC Part 15.207	Pass
Conducted Output Power	ANSI C63.10-2013, Clause 11.9.1.3	FCC Part 15.247 (b)(3)	Pass
6dB Bandwidth and 99% Occupied Bandwidth	ANSI C63.10-2013, Clause 11.8.1	FCC Part 15.247 (a)(2)	Pass
Power Spectral Density	ANSI C63.10-2013, Clause 11.10.2	FCC Part 15.247 (e)	Pass
Conducted Band edge and spurious emission	ANSI C63.10-2013, Clause 11.11	FCC Part 15.247(d)	Compliance
Radiated Band edge and Spurious Emission	ANSI C63.10-2013, Clause 11.12 & Clause 11.13	FCC Part 15.247 (d) FCC Part 15.205/15.209	Pass
Duty Cycle	ANSI C63.10-2013, Clause 11.6	None; for reporting purposes only.	Pass

\*This test report is only published to and used by the applicant, and it is not for evidence purpose in China.

\*The measurement result for the sample received is <Pass> according to <CFR 47 FCC PART 15 SUBPART C> when <Simple Acceptance> decision rule is applied.

## CONTENTS

<b>1. ATTESTATION OF TEST RESULTS.....</b>	<b>6</b>
<b>2. TEST METHODOLOGY.....</b>	<b>7</b>
<b>3. FACILITIES AND ACCREDITATION.....</b>	<b>7</b>
<b>4. CALIBRATION AND UNCERTAINTY .....</b>	<b>8</b>
4.1. <i>MEASURING INSTRUMENT CALIBRATION .....</i>	<i>8</i>
4.2. <i>MEASUREMENT UNCERTAINTY.....</i>	<i>8</i>
<b>5. EQUIPMENT UNDER TEST .....</b>	<b>9</b>
5.1. <i>DESCRIPTION OF EUT .....</i>	<i>9</i>
5.2. <i>CHANNEL LIST .....</i>	<i>9</i>
5.3. <i>MAXIMUM POWER.....</i>	<i>10</i>
5.4. <i>TEST CHANNEL CONFIGURATION.....</i>	<i>10</i>
5.5. <i>THE WORSE CASE POWER SETTING PARAMETER.....</i>	<i>11</i>
5.6. <i>WORST-CASE CONFIGURATIONS.....</i>	<i>12</i>
5.7. <i>DESCRIPTION OF AVAILABLE ANTENNAS .....</i>	<i>13</i>
5.8. <i>SUPPORT UNITS FOR SYSTEM TEST .....</i>	<i>14</i>
<b>6. MEASURING EQUIPMENT AND SOFTWARE USED.....</b>	<b>15</b>
<b>7. ANTENNA PORT TEST RESULTS .....</b>	<b>18</b>
7.1. <i>CONDUCTED OUTPUT POWER.....</i>	<i>18</i>
7.2. <i>6DB BANDWIDTH AND 99% OCCUPIED BANDWIDTH.....</i>	<i>19</i>
7.3. <i>POWER SPECTRAL DENSITY .....</i>	<i>21</i>
7.4. <i>CONDUCTED BAND EDGE AND SPURIOUS EMISSION.....</i>	<i>23</i>
7.5. <i>DUTY CYCLE .....</i>	<i>25</i>
<b>8. RADIATED TEST RESULTS.....</b>	<b>26</b>
8.1. <i>RESTRICTED BANDEDGE FOR HORIZONTAL ANTENNA .....</i>	<i>34</i>
8.2. <i>RESTRICTED BANDEDGE FOR VERTICAL ANTENNA.....</i>	<i>92</i>
8.3. <i>SPURIOUS EMISSIONS(1 GHZ~3 GHZ) FOR HORIZONTAL ANTENNA .....</i>	<i>150</i>
8.4. <i>SPURIOUS EMISSIONS(1 GHZ~3 GHZ) FOR VERTICAL ANTENNA.....</i>	<i>158</i>
8.5. <i>SPURIOUS EMISSIONS(3 GHZ~18 GHZ) FOR HORIZONTAL ANTENNA .....</i>	<i>166</i>
8.6. <i>SPURIOUS EMISSIONS(3 GHZ~18 GHZ) FOR VERTICAL ANTENNA.....</i>	<i>224</i>
8.7. <i>SPURIOUS EMISSIONS(9 KHZ~30 MHZ) WORST CASE.....</i>	<i>282</i>
8.8. <i>SPURIOUS EMISSIONS(18 GHZ~26 GHZ) WORST CASE.....</i>	<i>285</i>
8.9. <i>SPURIOUS EMISSIONS(30 MHZ~1 GHZ) WORST CASE .....</i>	<i>287</i>
<b>9. ANTENNA REQUIREMENT .....</b>	<b>289</b>

---

10.	AC POWER LINE CONDUCTED EMISSION .....	290
11.	TEST DATA.....	294
	Appendix A1: Duty Cycle.....	294
	Appendix B1: Maximum Conducted Output Power .....	297
	Appendix C1: -6dB Bandwidth .....	299
	Appendix D1: Occupied Channel Bandwidth .....	321
	Appendix E1: Maximum Power Spectral Density Level.....	343
	Appendix F1: Band Edge .....	365
	Appendix G1: Conducted RF Spurious Emission.....	398
	Appendix A2: Duty Cycle.....	440
	Appendix B2: Maximum Conducted Output Power .....	443
	Appendix C2: -6dB Bandwidth .....	445
	Appendix D2: Occupied Channel Bandwidth .....	467
	Appendix E2: Maximum Power Spectral Density Level.....	489
	Appendix F2: Band Edge .....	511
	Appendix G2: Conducted RF Spurious Emission.....	544

# 1. ATTESTATION OF TEST RESULTS

## Applicant Information

Company Name: Big Field Global PTE. Ltd.  
 Address: 7 Temasek Boulevard #29-03 Suntec Tower One, Singapore 038987

## Manufacturer Information

Company Name: Big Field Global PTE. Ltd.  
 Address: 7 Temasek Boulevard #29-03 Suntec Tower One, Singapore 038987

## EUT Information

EUT Name: AX1800 Indoor/Outdoor Wi-Fi 6 Access Point  
 Model: EAP623-Outdoor HD  
 Brand: tp-link  
 Sample Received Date: October 11, 2023  
 Sample Status: Normal  
 Sample ID: 6535576  
 Date of Tested: October 12, 2023 to November 22, 2023

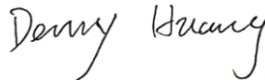
APPLICABLE STANDARDS	
STANDARD	TEST RESULTS
CFR 47 FCC PART 15 SUBPART C	Pass

Prepared By:



Fanny Huang  
 Engineer Project Associate

Checked By:



Denny Huang  
 Senior Project Engineer

Approved By:



Stephen Guo  
 Operations Manager

## 2. TEST METHODOLOGY

All tests were performed in accordance with the standard CFR 47 FCC PART 15 SUBPART C , KDB 558074 D01 15.247 Meas Guidance v05r02, KDB 414788 D01 Radiated Test Site v01r01, KDB 662911 D01 Multiple Transmitter Output v02r01, CFR 47 FCC Part 2, ANSI C63.10-2013.

## 3. FACILITIES AND ACCREDITATION

Accreditation Certificate	<p><b>A2LA (Certificate No.: 4102.01)</b> UL Verification Services (Guangzhou) Co., Ltd. Song Shan Lake Branch. has been assessed and proved to be in compliance with A2LA.</p> <p><b>FCC (FCC Designation No.: CN1187)</b> UL Verification Services (Guangzhou) Co., Ltd. Song Shan Lake Branch. Has been recognized to perform compliance testing on equipment subject to the Commission's Declaration of Conformity (DoC) and Certification rules</p> <p><b>ISED (Company No.: 21320)</b> UL Verification Services (Guangzhou) Co., Ltd. Song Shan Lake Branch. has been registered and fully described in a report filed with ISED. The Company Number is 21320 and the test lab Conformity Assessment Body Identifier (CABID) is CN0046.</p> <p><b>VCCI (Registration No.: G-20019, R-20004, C-20012 and T-20011)</b> UL Verification Services (Guangzhou) Co., Ltd. Song Shan Lake Branch. has been assessed and proved to be in compliance with VCCI, the Membership No. is 3793. Facility Name: Chamber D, the VCCI registration No. is G-20019 and R-20004 Shielding Room B , the VCCI registration No. is C-20012 and T-20011</p>
---------------------------	---

Note 1:

All tests measurement facilities use to collect the measurement data are located at Building 10, Innovation Technology Park, No. 1, Li Bin Road, Song Shan Lake Hi-Tech Development Zone Dongguan, 523808, People's Republic of China.

Note 2:

The test anechoic chamber in UL Verification Services (Guangzhou) Co., Ltd. Song Shan Lake Branch had been calibrated and compared to the open field sites and the test anechoic chamber is shown to be equivalent to or worst case from the open field site.

Note 3:

For below 30 MHz, lab had performed measurements at test anechoic chamber and comparing to measurements obtained on an open field site. And these measurements below 30 MHz had been correlated to measurements performed on an OFS.

## 4. CALIBRATION AND UNCERTAINTY

### 4.1. MEASURING INSTRUMENT CALIBRATION

The measuring equipment utilized to perform the tests documented in this report has been calibrated in accordance with the manufacturer's recommendations and is traceable to recognized national standards.

### 4.2. MEASUREMENT UNCERTAINTY

Where relevant, the following measurement uncertainty levels have been estimated for tests performed on the apparatus:

Test Item	Uncertainty
Conduction emission	3.62 dB
Radiated Emission (Included Fundamental Emission) (9 kHz ~ 30 MHz)	2.2 dB
Radiated Emission (Included Fundamental Emission) (30 MHz ~ 1 GHz)	4.00 dB
Radiated Emission (Included Fundamental Emission) (1 GHz to 26 GHz)	5.78 dB (1 GHz ~ 18 GHz)
	5.23 dB (18 GHz ~ 26 GHz)
Duty Cycle	±0.028%
DTS and 99% Occupied Bandwidth	±0.0196%
Maximum Conducted Output Power	±0.686 dB
Maximum Power Spectral Density Level	±0.743 dB
Conducted Band-edge Compliance	±1.328 dB
Conducted Unwanted Emissions In Non-restricted Frequency Bands	±0.746 dB (9 kHz ~ 1 GHz)
	±1.328dB (1 GHz ~ 26 GHz)
Note: This uncertainty represents an expanded uncertainty expressed at approximately the 95% confidence level using a coverage factor of k=2.	



## 5. EQUIPMENT UNDER TEST

### 5.1. DESCRIPTION OF EUT

EUT Name	AX1800 Indoor/Outdoor Wi-Fi 6 Access Point
Model	EAP623-Outdoor HD

Frequency Range:	2412 MHz to 2462 MHz
Type of Modulation:	IEEE 802.11b: DSSS(CCK, DQPSK, DBPSK) IEEE 802.11g/n: OFDM(64-QAM, 16-QAM, QPSK, BPSK)IEEE 802.11ax: OFDMA(1024QAM,64-QAM, 16-QAM, QPSK, BPSK)
Radio Technology:	IEEE802.11b/g/n HT20/n HT40/ax HE20/ax HE40
Normal Test Voltage:	DC 48 V via POE adapter

### 5.2. CHANNEL LIST

Channel List For Bandwidth=20 MHz							
Channel	Frequency (MHz)	Channel	Frequency (MHz)	Channel	Frequency (MHz)	Channel	Frequency (MHz)
1	2412	4	2427	7	2442	10	2457
2	2417	5	2432	8	2447	11	2462
3	2422	6	2437	9	2452	/	/

Channel List For Bandwidth=40 MHz							
Channel	Frequency (MHz)	Channel	Frequency (MHz)	Channel	Frequency (MHz)	Channel	Frequency (MHz)
3	2422	5	2432	7	2442	9	2452
4	2427	6	2437	8	2447	/	/

### 5.3. MAXIMUM POWER

Horizontal Antenna:

IEEE Std. 802.11	Frequency (MHz)	Channel Number	Maximum Conducted AVG Output Power (dBm)
b	2412 ~ 2462	1-11[11]	26.27
g	2412 ~ 2462	1-11[11]	26.22
n HT20	2412 ~ 2462	1-11[11]	25.86
n HT40	2422 ~ 2452	3-9[7]	23.24
ax HE20	2412 ~ 2462	1-11[11]	25.69
ax HE40	2422 ~ 2452	3-9[7]	23.33

Vertical Antenna:

IEEE Std. 802.11	Frequency (MHz)	Channel Number	Maximum Conducted AVG Output Power (dBm)
b	2412 ~ 2462	1-11[11]	27.55
g	2412 ~ 2462	1-11[11]	26.16
n HT20	2412 ~ 2462	1-11[11]	27.04
n HT40	2422 ~ 2452	3-9[7]	24.94
ax HE20	2412 ~ 2462	1-11[11]	26.78
ax HE40	2422 ~ 2452	3-9[7]	24.42

### 5.4. TEST CHANNEL CONFIGURATION

IEEE Std. 802.11	Test Channel Number	Frequency
b	CH 1, CH2, CH 6, CH10, CH 11	2412, 2417, 2437, 2457, 2462
g	CH 1, CH2, CH 6, CH10, CH 11	2412, 2417, 2437, 2457, 2462
n HT20	CH 1, CH2, CH 6, CH10, CH 11	2412, 2417, 2437, 2457, 2462
n HT40	CH 3, CH4, CH 6, CH8, CH 9	2422, 2427, 2437, 2447, 2452
ax HE20	CH 1, CH2, CH 6, CH10, CH 11	2412, 2417, 2437, 2457, 2462
ax HE40	CH 3, CH4, CH 6, CH8, CH 9	2422, 2427, 2437, 2447, 2452

## 5.5. THE WORSE CASE POWER SETTING PARAMETER

The Worse Case Power Setting Parameter for CDD	
Test Software	QSPR

Mode	Freq(MHz)	Tx power level from QSPR(dBm)	
		ANT 1/ANT 2	ANT 3/ANT 4
802.11b-CDD	2412	24	24
	2417	24	24
	2437	24	24
	2457	24	24
	2462	23.5	23.5
802.11g-CDD	2412	21.5	22
	2417	23	23
	2437	24	24
	2457	23	23
	2462	20	21
802.11n 20M	2412	22	22
	2417	23	23
	2437	24	24
	2457	23	23
	2462	19.5	20
802.11n 40M	2422	20	20
	2427	20.5	20
	2437	20.5	21
	2447	18	19
	2452	17.5	17.5
802.11AX 20M	2412	21.5	22
	2417	23	23
	2437	24	24
	2457	22	22.5
	2462	18.5	19
802.11AX 40M	2422	20.5	20
	2427	20.5	20
	2437	21	21
	2447	18.5	18.5
	2452	17.5	18

## 5.6. WORST-CASE CONFIGURATIONS

The EUT was tested in the following configuration(s):

Controlled in test mode using a software application on the EUT supplied by customer. The application was used to enable a continuous transmission and to select the mode, test channels, bandwidth, data rates as required.

Test channels referring to section 5.4.

Maximum power setting referring to section 5.5.

Worst-case data rates as provided by the client were:

802.11b CDD mode: 1 Mbps  
802.11g CDD mode: 6 Mbps  
802.11n HT20 CDD mode: MCS0  
802.11n HT40 CDD mode: MCS0  
802.11ax HE20 CDD mode: MCS0  
802.11ax HE40 CDD mode: MCS0

All modes support CDD mode.

802.11ax HE20/HE40 modes support TX beamforming mode.

For 802.11ax mode, the EUT support Cyclic Shift Diversity (CDD) and TX Beamforming. The conducted power of CDD mode is higher than TX Beamforming mode, and the EIRP of CDD is the same as TX Beamforming mode, so we only chose the worst-case mode CDD for final testing.

802.11n HT20/HT40 and 802.11n VHT20/VHT40 were performed on the worst case (802.11n HT20/HT40) mode and only the worst data was recorded in this report.

The EUT has 4 antennas, ANT1, ANT2 are Horizontal antenna and support WIFI 2.4G band, AN3, ANT4 are Vertical antenna and support WIFI 2.4G band and WIFI 5G band.

The measured additional path loss was included in any path loss calculations for all RF cable used during tested.

## 5.7. DESCRIPTION OF AVAILABLE ANTENNAS

Antenna	Frequency (MHz)	Antenna Type	MAX Antenna Gain (dBi)
1-Horizontal	2412-2462	Alford Antenna	2
2-Horizontal	2412-2462	Alford Antenna	2

Antenna	Frequency (MHz)	Antenna Type	MAX Antenna Gain (dBi)
3-Vertical	2412-2462	Monopole Antenna	2
4-Vertical	2412-2462	Monopole Antenna	2

The EUT support Cyclic Shift Diversity(CDD) mode.

MIMO output power port and MIMO PSD port summing were performed in accordance with KDB 662911 D01. For the CDD results the Directional Gain was calculated in accordance with the following method.

For output power measurements:

Directional gain=  $G_{ANT} + \text{Array Gain} = 2 \text{ dBi}$

$G_{ANT}$  : equal to the gain of the antenna having the highest gain

Array Gain = 0 dB (i.e., no array gain) for  $N_{ANT} \leq 4$

For power spectral density (PSD) measurements:

Directional gain=  $G_{ANT} + \text{Array Gain} = 5.01 \text{ dBi}$

Array Gain =  $10 \log(N_{ANT}/N_{SS}) \text{ dB}$ .

$N_{ANT}$  : number of transmit antennas

$N_{SS}$  : number of spatial streams, The worst case directional gain will occur when  $N_{SS} = 1$

For TX Beamforming:

Directional gain=  $G_{ANT} + 10 \log(N_{ANT}/N_{SS}) = 5.01 \text{ dBi}$

Test Mode	Transmit and Receive Mode	Description
IEEE 802.11b	☒2TX, 2RX	ANT 1, ANT 2, ANT3, ANT4 can be used as transmitting/receiving antenna.
IEEE 802.11g	☒2TX, 2RX	ANT 1, ANT 2, ANT3, ANT4 can be used as transmitting/receiving antenna.
IEEE 802.11n HT20	☒2TX, 2RX	ANT 1, ANT 2, ANT3, ANT4 can be used as transmitting/receiving antenna.
IEEE 802.11n HT40	☒2TX, 2RX	ANT 1, ANT 2, ANT3, ANT4 can be used as transmitting/receiving antenna.
IEEE 802.11ax HE20	☒2TX, 2RX	ANT 1, ANT 2, ANT3, ANT4 can be used as transmitting/receiving antenna.
IEEE 802.11ax HE40	☒2TX, 2RX	ANT 1, ANT 2, ANT3, ANT4 can be used as transmitting/receiving antenna.

## 5.8. SUPPORT UNITS FOR SYSTEM TEST

### SUPPORT EQUIPMENT

Item	Equipment	Brand Name	Model Name	Remarks
1	Laptop	ThinkPad	X230i	/
2	I.T.E POWER SUPPLY	tp-link	TL-POE4824G	Input: AC 100-240 V, 50 / 60 Hz, 0.8A Output: DC 48.0 V, 0.5 A, 24.0W, +4,5pins; -7,8pins
3	UART	/	/	/

### I/O CABLES

Cable No	Port	Connector Type	Cable Type	Cable Length(m)	Remarks
1	LAN1	RJ45	Unshielded	1.0 m	/
2	LAN2	RJ45	Unshielded	1.0 m	/
3	USB	/	/	1.0 m	/

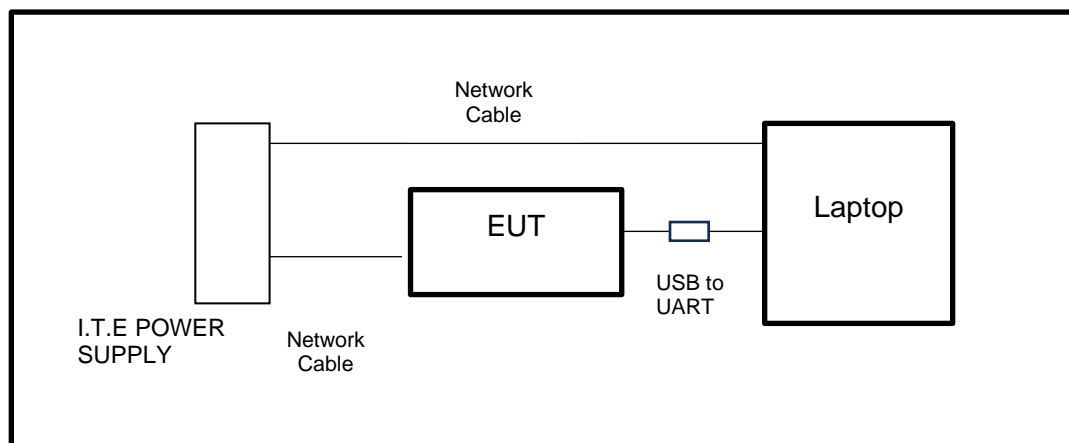
### ACCESSORIES

Item	Accessory	Brand Name	Model Name	Description
/	/	/	/	/

### TEST SETUP

The EUT can work in engineering mode with a software through a laptop.

### SETUP DIAGRAM FOR TESTS



## 6. MEASURING EQUIPMENT AND SOFTWARE USED

R&S TS 8997 Test System					
Equipment	Manufacturer	Model No.	Serial No.	Last Cal.	Due. Date
Power sensor, Power Meter	R&S	OSP120	100921	Mar.31,2023	Mar.30,2024
Vector Signal Generator	R&S	SMBV100A	261637	Oct.12, 2023	Oct.11, 2024
Signal Generator	R&S	SMB100A	178553	Oct.12, 2023	Oct.11, 2024
Signal Analyzer	R&S	FSV40	101118	Oct.12, 2023	Oct.11, 2024
Software					
Description	Manufacturer	Name		Version	
For R&S TS 8997 Test System	Rohde & Schwarz	EMC 32		10.60.10	
Tonsend RF Test System					
Equipment	Manufacturer	Model No.	Serial No.	Last Cal.	Due. Date
Wideband Radio Communication Tester	R&S	CMW500	155523	Oct.12, 2023	Oct.11, 2024
Wireless Connectivity Tester	R&S	CMW270	1201.0002N75-102	Sep.25, 2023	Sep.24, 2024
PXA Signal Analyzer	Keysight	N9030A	MY55410512	Oct.12, 2023	Oct.11, 2024
MXG Vector Signal Generator	Keysight	N5182B	MY56200284	Oct.12, 2023	Oct.11, 2024
MXG Vector Signal Generator	Keysight	N5172B	MY56200301	Oct.12, 2023	Oct.11, 2024
DC power supply	Keysight	E3642A	MY55159130	Oct.12, 2023	Oct.11, 2024
Temperature & Humidity Chamber	SANMOOD	SG-80-CC-2	2088	Oct.12, 2023	Oct.11, 2024
Attenuator	Aglient	8495B	2814a12853	Oct.12, 2023	Oct.11, 2024
RF Control Unit	Tonscend	JS0806-2	23B80620666	April 18, 2023	April 17, 2024
Software					
Description	Manufacturer	Name		Version	
Tonsend SRD Test System	Tonsend	JS1120-3 RF Test System		V3.2.22	

Conducted Emissions					
Equipment	Manufacturer	Model No.	Serial No.	Last Cal.	Due Date
EMI Test Receiver	R&S	ESR3	101961	Oct.13, 2023	Oct.12, 2024
Two-Line V-Network	R&S	ENV216	101983	Oct.13, 2023	Oct.12, 2024
Artificial Mains Networks	Schwarzbeck	NSLK 8126	8126465	Oct.13, 2023	Oct.12, 2024
Software					
Description			Manufacturer	Name	Version
Test Software for Conducted Emissions			Farad	EZ-EMC	Ver. UL-3A1

Radiated Emissions					
Equipment	Manufacturer	Model No.	Serial No.	Last Cal.	Due Date
MXE EMI Receiver	KESIGHT	N9038A	MY56400036	Oct.12, 2023	Oct.11, 2024
Hybrid Log Periodic Antenna	TDK	HLP-3003C	130959	Aug.02, 2021	Aug.01, 2024
Preamplifier	HP	8447D	2944A09099	Oct.12, 2023	Oct.11, 2024
EMI Measurement Receiver	R&S	ESR26	101377	Oct.12, 2023	Oct.11, 2024
Horn Antenna	TDK	HRN-0118	130940	July 20, 2021	July 19, 2024
Preamplifier	TDK	PA-02-0118	TRS-305-00067	Oct.12, 2023	Oct.11, 2024
Horn Antenna	Schwarzbeck	BBHA9170	697	July 20, 2021	July 19, 2024
Preamplifier	TDK	PA-02-2	TRS-307-00003	Oct.12, 2023	Oct.11, 2024
Preamplifier	TDK	PA-02-3	TRS-308-00002	Oct.12, 2023	Oct.11, 2024
Loop antenna	Schwarzbeck	1519B	00008	Dec.14, 2021	Dec.13, 2024
Preamplifier	TDK	PA-02-001-3000	TRS-302-00050	Oct.12, 2023	Oct.11, 2024
High Pass Filter	Wi	WHKX10-2700-3000-18000-40SS	23	Oct.12, 2023	Oct.11, 2024
Highpass Filter	Wainwright	WHKX10-5850-6500-1800-40SS	4	Oct.12, 2023	Oct.11, 2024
Band Reject Filter	Wainwright	WRCJV12-5695-5725-5850-5880-40SS	4	Oct.12, 2023	Oct.11, 2024
Band Reject Filter	Wainwright	WRCJV20-5120-5150-5350-5380-60SS	2	Oct.12, 2023	Oct.11, 2024



Band Reject Filter	Wainwright	WRCJV20-5440-5470-5725-5755-60SS	1	Oct.12, 2023	Oct.11, 2024
Band Reject Filter	Wainwright	WRCJV8-2350-2400-2483.5-2533.5-40SS	4	Oct.12, 2023	Oct.11, 2024
Band Reject Filter	Wainwright	WRCD5-1879-1879.85-1880.15-1881-40SS	1	Oct.12, 2023	Oct.11, 2024
Notch Filter	Wainwright	WHJ10-882-980-7000-40SS	1	Oct.12, 2023	Oct.11, 2024
Highpass Filter	Xingbo	XBLBQ-GTA68	211115-2-1	Oct.12, 2023	Oct.11, 2024
Notch Filter (5905-6445 MHz)	Xingbo	XBLBQ-DZA175	210922-2-1	Oct.12, 2023	Oct.11, 2024
Notch Filter (6425-6525 MHz)	Xingbo	XBLBQ-DZA176	210922-2-2	Oct.12, 2023	Oct.11, 2024
Notch Filter (6825-7125 MHz)	Xingbo	XBLBQ-DZA177	210922-2-3	Oct.12, 2023	Oct.11, 2024
Notch Filter (6525-6875 MHz)	Xingbo	XBLBQ-DZA178	210922-2-4	Oct.12, 2023	Oct.11, 2024
Software					
Description			Manufacturer	Name	Version
Test Software for Radiated Emissions			Farad	EZ-EMC	Ver. UL-3A1

Other Instrument					
Equipment	Manufacturer	Model No.	Serial No.	Last Cal.	Due Date
Temperature humidity probe	OMEGA	ITHX-SD-5	18470007	Oct.21, 2023	Oct.20, 2024
Barometer	Yiyi	Baro	N/A	Oct.19, 2023	Oct.18, 2024
Attenuator	Agilent	8495B	2814a12853	Oct.12, 2023	Oct.11, 2024

## 7. ANTENNA PORT TEST RESULTS

### 7.1. CONDUCTED OUTPUT POWER

#### LIMITS

CFR 47 FCC Part15 (15.247) Subpart C			
Section	Test Item	Limit	Frequency Range (MHz)
CFR 47 FCC 15.247(b)(3)	AVG Output Power	1 watt or 30 dBm	2400-2483.5

#### TEST PROCEDURE

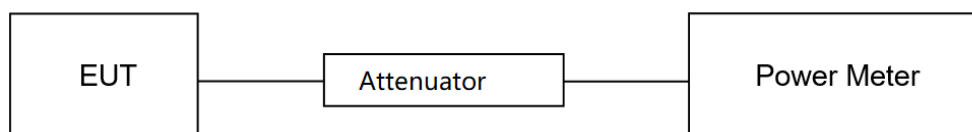
Refer to ANSI C63.10-2013 clause 11.9.2.3.1.

Connect the EUT to a low loss RF cable from the antenna port to the power sensor (video bandwidth is greater than the occupied bandwidth).

Measure peak emission level, the indicated level is the average output power, after any corrections for external attenuators and cables.

The test result in dBm by adding  $[10 \log (1 / D)]$ , where D is the duty cycle.

#### TEST SETUP



#### TEST ENVIRONMENT

Temperature	25.1°C	Relative Humidity	61.5%
Atmosphere Pressure	101kPa	Test Voltage	DC 48 V

#### TEST DATE / ENGINEER

Test Date	October 18, 2023	Test By	Johnson Liu
-----------	------------------	---------	-------------

#### TEST RESULTS

Please refer to section "Test Data" - Appendix B1&B2

## 7.2. 6DB BANDWIDTH AND 99% OCCUPIED BANDWIDTH

### LIMITS

CFR 47 FCC Part15 (15.247) Subpart C			
Section	Test Item	Limit	Frequency Range (MHz)
CFR 47 FCC 15.247(a)(2)	6 dB Bandwidth	≥ 500 kHz	2400-2483.5
ISED RSS-Gen Clause 6.7	99 % Occupied Bandwidth	For reporting purposes only.	2400-2483.5

### TEST PROCEDURE

Refer to ANSI C63.10-2013 clause 11.8 for DTS bandwidth and clause 6.9 for Occupied Bandwidth.

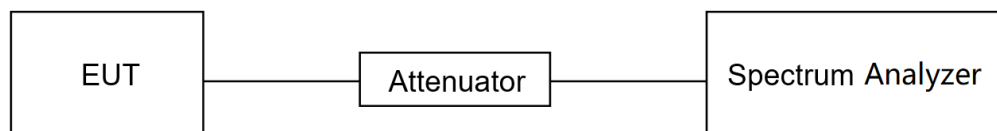
Connect the EUT to the spectrum analyzer and use the following settings:

Center Frequency	The center frequency of the channel under test
Frequency Span	For 6 dB Bandwidth: Enough to capture all products of the modulation carrier emission For 99 % Occupied Bandwidth: Between 1.5 times and 5.0 times the OBW
Detector	Peak
RBW	For 6 dB Bandwidth: 100 kHz For 99 % Occupied Bandwidth: 1 % to 5 % of the occupied bandwidth
VBW	For 6 dB Bandwidth: ≥3 × RBW For 99 % Occupied Bandwidth: ≥3 × RBW
Trace	Max hold
Sweep	Auto couple

a) Use the 99 % power bandwidth function of the instrument, allow the trace to stabilize and report the measured bandwidth.

b) Allow the trace to stabilize and measure the maximum width of the emission that is constrained by the frequencies associated with the two outermost amplitude points (upper and lower frequencies) that are attenuated by 6 dB relative to the maximum level measured in the fundamental emission.

### TEST SETUP



**TEST ENVIRONMENT**

Temperature	25.1°C	Relative Humidity	61.5%
Atmosphere Pressure	101kPa	Test Voltage	DC 48 V

**TEST DATE / ENGINEER**

Test Date	October 18, 2023	Test By	Johnson Liu
-----------	------------------	---------	-------------

**TEST RESULTS**

Please refer to section "Test Data" - Appendix C1&C2&D1&D2

### 7.3. POWER SPECTRAL DENSITY

#### LIMITS

CFR 47 FCC Part15 (15.247) Subpart C			
Section	Test Item	Limit	Frequency Range (MHz)
CFR 47 FCC §15.247 (e)	Power Spectral Density	8 dBm in any 3 kHz band	2400-2483.5

#### TEST PROCEDURE

Refer to ANSI C63.10-2013 clause 11.10.5.

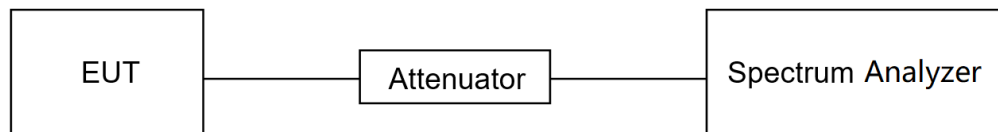
Connect the EUT to the spectrum analyzer and use the following settings:

Center Frequency	The center frequency of the channel under test
Detector	power averaging (rms)
RBW	$3 \text{ kHz} \leq \text{RBW} \leq 100 \text{ kHz}$
VBW	$\geq 3 \times \text{RBW}$
Span	1.5 x OBW bandwidth
Trace	Employ trace averaging(rms)mode over a minimum of 100 traces
Sweep time	Auto couple

Allow trace to fully stabilize and use the peak marker function to determine the maximum amplitude level within the RBW.

If measured value exceeds limit, reduce RBW (no less than 3 kHz) and repeat.

#### TEST SETUP



**TEST ENVIRONMENT**

Temperature	25.1°C	Relative Humidity	61.5%
Atmosphere Pressure	101kPa	Test Voltage	DC 48 V

**TEST DATE / ENGINEER**

Test Date	October 18, 2023	Test By	Johnson Liu
-----------	------------------	---------	-------------

**TEST RESULTS**

Please refer to section "Test Data" - Appendix E1&E2

## 7.4. CONDUCTED BAND EDGE AND SPURIOUS EMISSION

### LIMITS

CFR 47 FCC Part15 (15.247) Subpart C		
Section	Test Item	Limit
CFR 47 FCC §15.247 (d)	Conducted Bandedge and Spurious Emissions	at least 30 dB below that in the 100 kHz bandwidth within the band that contains the highest level of the desired power

### TEST PROCEDURE

Refer to ANSI C63.10-2013 clause 11.11 and 11.13.

Connect the EUT to the spectrum analyzer and use the following settings for reference level measurement:

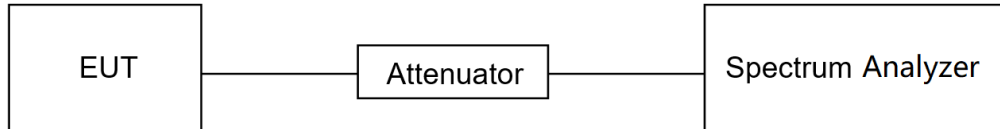
Center Frequency	The center frequency of the channel under test
Detector	Peak
RBW	100 kHz
VBW	$\geq 3 \times \text{RBW}$
Span	$1.5 \times \text{DTS bandwidth}$
Trace	Max hold
Sweep time	Auto couple.

Allow trace to fully stabilize and use the peak marker function to determine the maximum PSD level.

Change the settings for emission level measurement:

Span	Set the center frequency and span to encompass frequency range to be measured
Detector	Peak
RBW	100 kHz
VBW	$\geq 3 \times \text{RBW}$
measurement points	$\geq \text{span}/\text{RBW}$
Trace	Max hold
Sweep time	Auto couple.

Allow trace to fully stabilize and use the peak marker function to determine the maximum PSD level. Ensure that the amplitude of all unwanted emissions outside of the authorized frequency band (excluding restricted frequency bands) is attenuated by at least the minimum requirements specified in 11.11.

**TEST SETUP****TEST ENVIRONMENT**

Temperature	25.1°C	Relative Humidity	61.5%
Atmosphere Pressure	101kPa	Test Voltage	DC 48 V

**TEST DATE / ENGINEER**

Test Date	October 18, 2023	Test By	Johnson Liu
-----------	------------------	---------	-------------

**TEST RESULTS**

Please refer to section "Test Data" - Appendix F1&F2&G1&G2



## 7.5. DUTY CYCLE

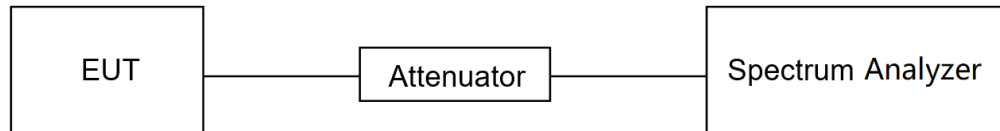
### LIMITS

None; for reporting purposes only.

### TEST PROCEDURE

Refer to ANSI C63.10-2013 clause 11.6 Zero – Span Spectrum Analyzer method.

### TEST SETUP



### TEST ENVIRONMENT

Temperature	25.1°C	Relative Humidity	61.5%
Atmosphere Pressure	101kPa	Test Voltage	DC 48 V

### TEST DATE / ENGINEER

Test Date	October 18, 2023	Test By	Johnson Liu
-----------	------------------	---------	-------------

### TEST RESULTS

Please refer to section "Test Data" - Appendix A1&A2

## 8. RADIATED TEST RESULTS

### LIMITS

Please refer to CFR 47 FCC §15.205 and §15.209.

Radiation Disturbance Test Limit for FCC (Class B) (9 kHz ~ 1 GHz)

Emissions radiated outside of the specified frequency bands above 30 MHz			
Frequency Range (MHz)	Field Strength Limit ( $\mu\text{V}/\text{m}$ ) at 3 m	Field Strength Limit (dB $\mu\text{V}/\text{m}$ ) at 3 m	
		Quasi-Peak	
30 - 88	100	40	
88 - 216	150	43.5	
216 - 960	200	46	
Above 960	500	54	
Above 1000	500	Peak	Average
		74	54

FCC Emissions radiated outside of the specified frequency bands below 30 MHz		
Frequency (MHz)	Field strength (microvolts/meter)	Measurement distance (meters)
0.009-0.490	$2400/F(\text{kHz})$	300
0.490-1.705	$24000/F(\text{kHz})$	30
1.705-30.0	30	30

FCC Restricted bands of operation refer to FCC §15.205 (a):

MHz	MHz	MHz	GHz
0.090-0.110	16.42-16.423	399.9-410	4.5-5.15
<sup>1</sup> 0.495-0.505	16.69475-16.69525	608-614	5.35-5.46
2.1735-2.1905	16.80425-16.80475	960-1240	7.25-7.75
4.125-4.128	25.5-25.67	1300-1427	8.025-8.5
4.17725-4.17775	37.5-38.25	1435-1626.5	9.0-9.2
4.20725-4.20775	73-74.6	1645.5-1646.5	9.3-9.5
6.215-6.218	74.8-75.2	1660-1710	10.6-12.7
6.26775-6.26825	108-121.94	1718.8-1722.2	13.25-13.4
6.31175-6.31225	123-138	2200-2300	14.47-14.5
8.291-8.294	149.9-150.05	2310-2390	15.35-16.2
8.362-8.366	156.52475-156.52525	2483.5-2500	17.7-21.4
8.37625-8.38675	156.7-156.9	2690-2900	22.01-23.12
8.41425-8.41475	162.0125-167.17	3260-3267	23.6-24.0
12.29-12.293	167.72-173.2	3332-3339	31.2-31.8
12.51975-12.52025	240-285	3345.8-3358	36.43-36.5
12.57675-12.57725	322-335.4	3600-4400	( <sup>2</sup> )
13.36-13.41			

Note: <sup>1</sup>Until February 1, 1999, this restricted band shall be 0.490-0.510 MHz.

<sup>2</sup>Above 38.6c

### **TEST PROCEDURE**

Below 30 MHz

The setting of the spectrum analyzer

RBW	200 Hz (From 9 kHz to 0.15 MHz)/ 9 kHz (From 0.15 MHz to 30 MHz)
VBW	200 Hz (From 9 kHz to 0.15 MHz)/ 9 kHz (From 0.15 MHz to 30 MHz)
Sweep	Auto

1. The testing follows the guidelines in ANSI C63.10-2013 clause 6.4.
2. The EUT was arranged to its worst case and then turntable (from 0 degree to 360 degrees) to find the maximum reading. A pre-amp and a high pass filter are used for the test in order to get better signal level. Both Horizontal, Face-on and Face-off polarizations of the antenna are set to make the measurement.
3. The EUT was placed on a turntable with 80 cm above ground.
4. The EUT was set 3 meters from the interference receiving antenna, which was mounted on the top of a 1 m height antenna tower.
5. The radiated emission limits are based on measurements employing a CISPR quasi-peak detector except for the frequency bands 9-90 kHz, 110-490 kHz and above 1000 MHz Radiated emission limits in these three bands are based on measurements employing an average detector.
6. For measurement below 1 GHz, the initial step in collecting conducted emission data is a spectrum analyzer peak detector mode pre-scanning the measurement frequency range. Significant peaks are then marked and then Quasi Peak and average detector mode re-measured. If the emission level of the EUT measured by the peak detector is 3 dB lower than the applicable limit, the peak emission level will be reported. Otherwise, the emission measurement will be repeated using the quasi-peak and average detector and reported.
7. Although these tests were performed other than open field site, adequate comparison measurements were confirmed against 30m open field site. Therefore sufficient tests were made to demonstrate that the alternative site produces results that correlate with the ones of tests made in an open field site based on KDB 414788.

8. The limits in CFR 47, Part 15, Subpart C, paragraph 15.209 (a), are identical to those in RSS-GEN Section 8.9, Table 6, since the measurements are performed in terms of magnetic field strength and converted to electric field strength levels (as reported in the table) using the free space impedance of  $377\Omega$ . For example, the measurement frequency X kHz resulted in a level of Y dBuV/m, which is equivalent to  $Y-51.5 = Z$  dBuA/m, which has the same margin, W dB, to the corresponding RSS-GEN Table 6 limit as it has to be 15.209(a) limit.

Below 1 GHz and above 30 MHz

The setting of the spectrum analyzer

RBW	120 kHz
VBW	300 kHz
Sweep	Auto
Detector	Peak/QP
Trace	Max hold

1. The testing follows the guidelines in ANSI C63.10-2013 clause 6.5.
2. The EUT was arranged to its worst case and then tune the antenna tower (from 1 m to 4 m) and turntable (from 0 degree to 360 degrees) to find the maximum reading. A pre-amp and a high pass filter are used for the test in order to get better signal level. Both horizontal and vertical polarizations of the antenna are set to make the measurement.
3. The EUT was placed on a turntable with 80 cm above ground.
4. The EUT was set 3 meters from the interference receiving antenna, which was mounted on the top of a variable height antenna tower.
5. For measurement below 1 GHz, the initial step in collecting conducted emission data is a spectrum analyzer peak detector mode pre-scanning the measurement frequency range. Significant peaks are then marked and then Quasi Peak detector mode re-measured. If the emission level of the EUT measured by the peak detector is 3 dB lower than the applicable limit, the peak emission level will be reported. Otherwise, the emission measurement will be repeated using the quasi-peak detector and reported.

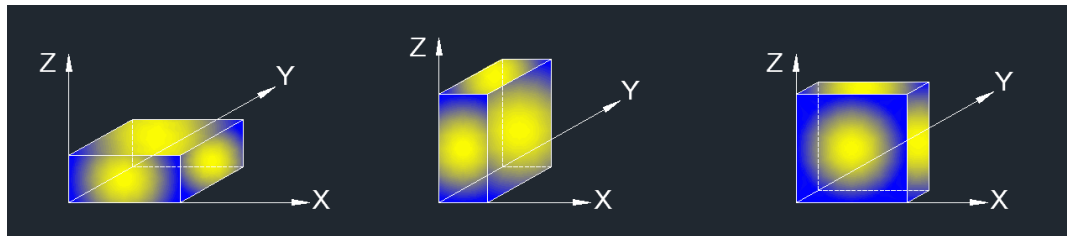
Above 1 GHz

The setting of the spectrum analyzer

RBW	1 MHz
VBW	PEAK: 3 MHz AVG: see note 6
Sweep	Auto
Detector	Peak
Trace	Max hold

1. The testing follows the guidelines in ANSI C63.10-2013 clause 6.6.
2. The EUT was arranged to its worst case and then tune the antenna tower (from 1 m to 4 m) and turntable (from 0 degree to 360 degrees) to find the maximum reading. A pre-amp and a high pass filter are used for the test in order to get better signal level. Both horizontal and vertical polarizations of the antenna are set to make the measurement.
3. The EUT was placed on a turntable with 1.5 m above ground.
4. The EUT was set 3 meters from the interference receiving antenna, which was mounted on the top of a variable height antenna tower.
5. For measurement above 1 GHz, the emission measurement will be measured by the peak detector. This peak level, once corrected, must comply with the limit specified in Section 15.209.
6. For measurements above 1 GHz the resolution bandwidth is set to 1 MHz, then the video bandwidth is set to 3 MHz for peak measurements and 1 MHz resolution bandwidth with 1/T video bandwidth with peak detector for average measurements. For the Duty Cycle please refer to clause 7.5. ON TIME AND DUTY CYCLE.

X axis, Y axis, Z axis positions:



Note 1: For all radiated test, EUT in each of three orthogonal axis emissions had been tested, but only the worst case (X axis) data recorded in the report.

Note 2: The EUT was fully exercised with external accessories during the test. In the case of multiple accessory external ports, an external accessory shall be connected to one of each type of port.

For Restricted Bandedge:

Note:

1. Measurement = Reading Level + Correct Factor.
2. If the peak values are less than the average limit of 54 dBuV/m, the average result is deemed to comply with average limit.
3. PK=Peak: Peak detector.
4. AV=Average:  $VBW=1/Ton$ , where: Ton is the transmitting duration.
5. For the transmitting duration, please refer to clause 7.5.
6. Only the worst data was recorded, if it complies with the limit, the other emissions deemed to comply with the limit.
7. Both horizontal and vertical have been tested, only the worst data was recorded in the report.
8. All modes have been tested, but only the worst data was recorded in the report.

For Radiate Spurious emission (9 kHz ~ 30 MHz):

Note:

1. Measurement = Reading Level + Correct Factor.
2. If the peak values are less than the QP limit, the QP result is deemed to comply with QP limit.
3. All 3 polarizations (Horizontal, Face-on and Face-off) of the loop antenna had been tested, but only the worst data recorded in the report.
4. All modes have been tested, but only the worst data was recorded in the report.
5.  $dBuA/m = dBuV/m - 20\log_{10}[120\pi] = dBuV/m - 51.5$

For Radiate Spurious Emission (30 MHz ~ 1 GHz):

Note:

1. Result Level = Read Level + Correct Factor.
2. If the peak values are less than the QP limit, the QP result is deemed to comply with QP limit.
3. All modes have been tested, but only the worst data was recorded in the report.

For Radiate Spurious Emission (1 GHz ~ 3 GHz):

Note:

1. Measurement = Reading Level + Correct Factor.
2. If the peak values are less than the average limit of 54 dBuV/m, the average result is deemed to comply with average limit.
3. Peak: Peak detector.
4. AVG:  $VBW=1/Ton$ , where: Ton is the transmitting duration.
5. For the transmitting duration, please refer to clause 7.5.
6. Filter losses were only considered in the spurious frequency bands and the authorized band was not corrected for Band reject filter losses.
7. Proper operation of the transmitter prior to adding the filter to the measurement chain.
8. All modes have been tested, but only the worst data was recorded in the report.

For Radiate Spurious Emission (3 GHz ~ 18 GHz):

Note:

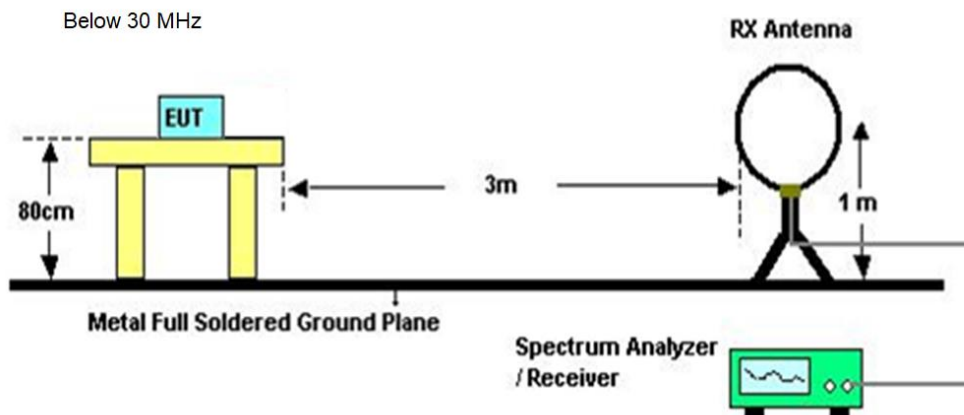
1. Peak Result = Reading Level + Correct Factor.
2. If the peak values are less than the average limit of 54 dBuV/m, the average result is deemed to comply with average limit.
3. Peak: Peak detector.
4. AVG:  $VBW=1/T_{on}$ , where:  $T_{on}$  is the transmitting duration.
5. For the transmitting duration, please refer to clause 7.5.
6. Filter losses were only considered in the spurious frequency bands and the authorized band was not corrected for High Pass Filter losses.
7. Proper operation of the transmitter prior to adding the filter to the measurement chain.
8. All modes have been tested, but only the worst data was recorded in the report.

For Radiate Spurious emission (18 GHz ~ 26 GHz):

Note:

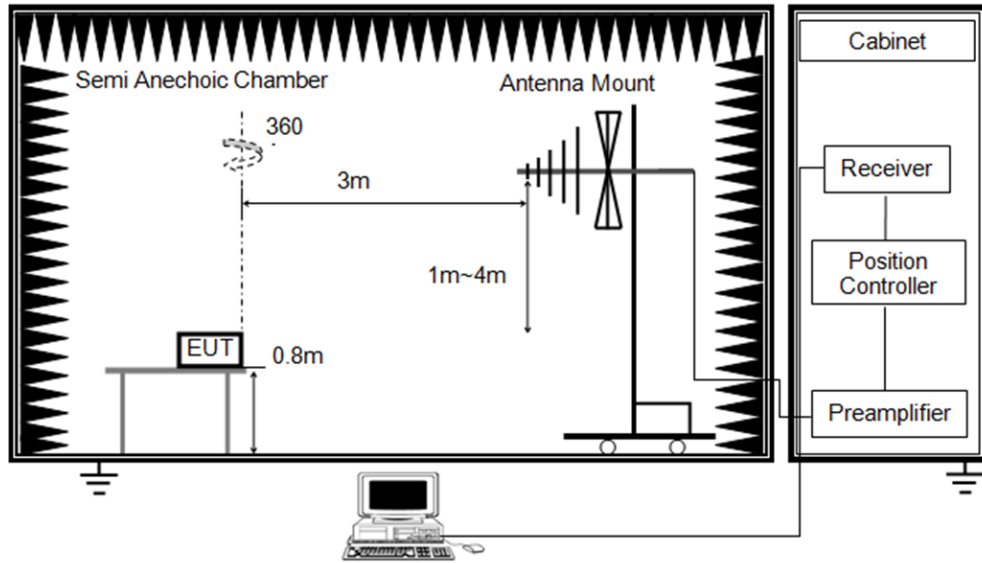
1. Measurement = Reading Level + Correct Factor.
2. If the peak values are less than the average limit of 54 dBuV/m, the average result is deemed to comply with average limit.
3. Peak: Peak detector.
4. All modes have been tested, but only the worst data was recorded in the report.

### TEST SETUP

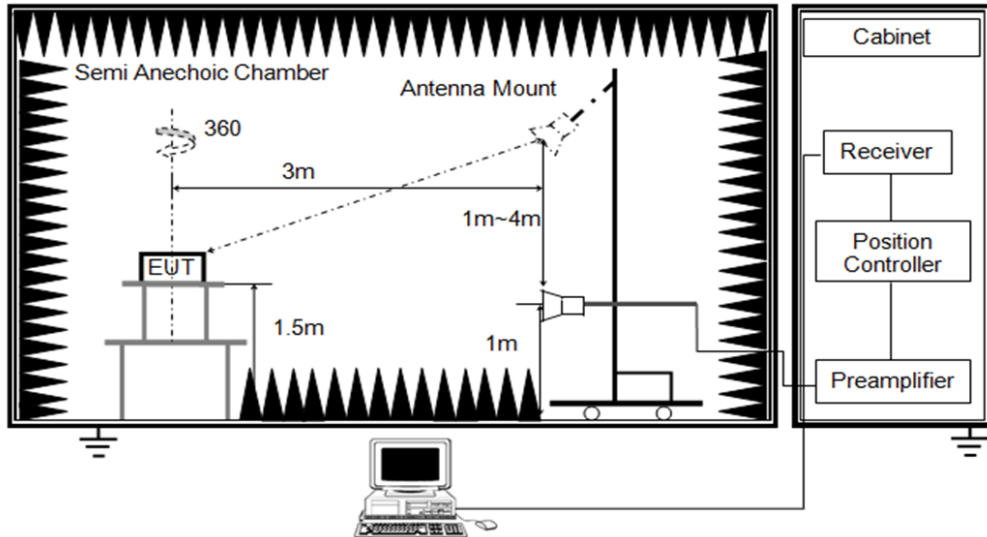




Below 1 GHz and above 30 MHz



Above 1 GHz



**TEST ENVIRONMENT**

Temperature	25.3°C	Relative Humidity	62%
Atmosphere Pressure	101kPa	Test Voltage	DC 48 V

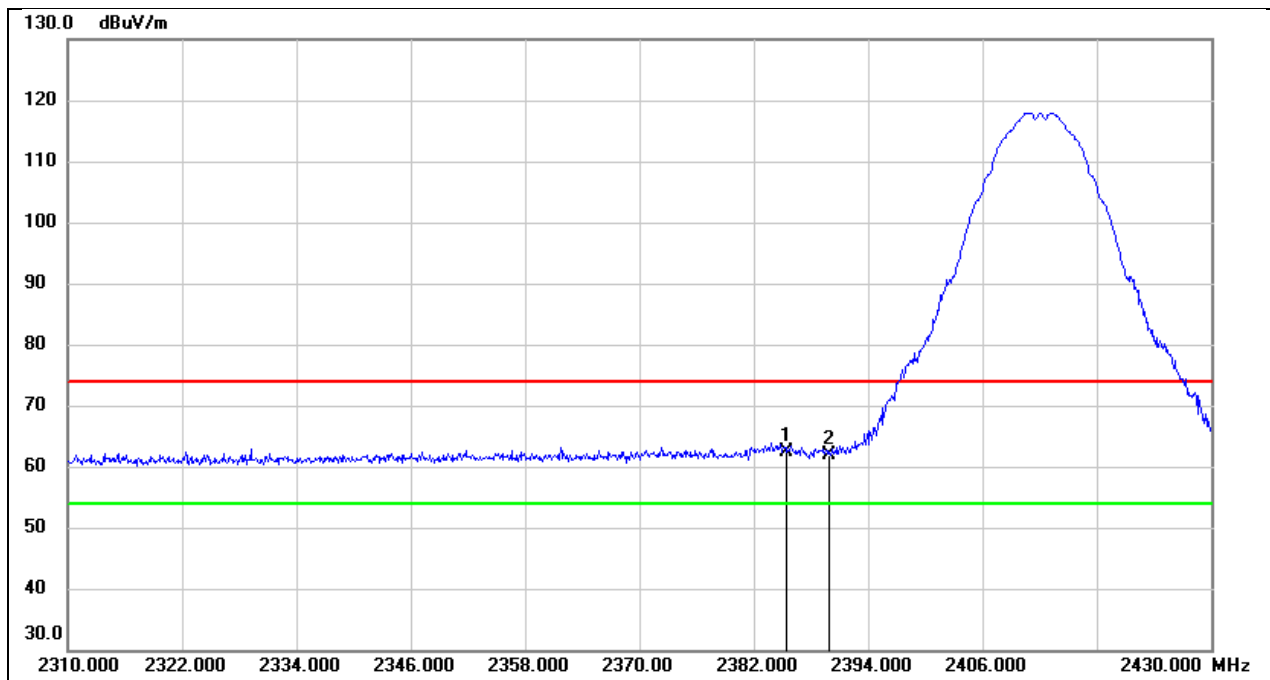
**TEST DATE / ENGINEER**

Test Date	November 20, 2023	Test By	Rex Huang
-----------	-------------------	---------	-----------

**TEST RESULTS**

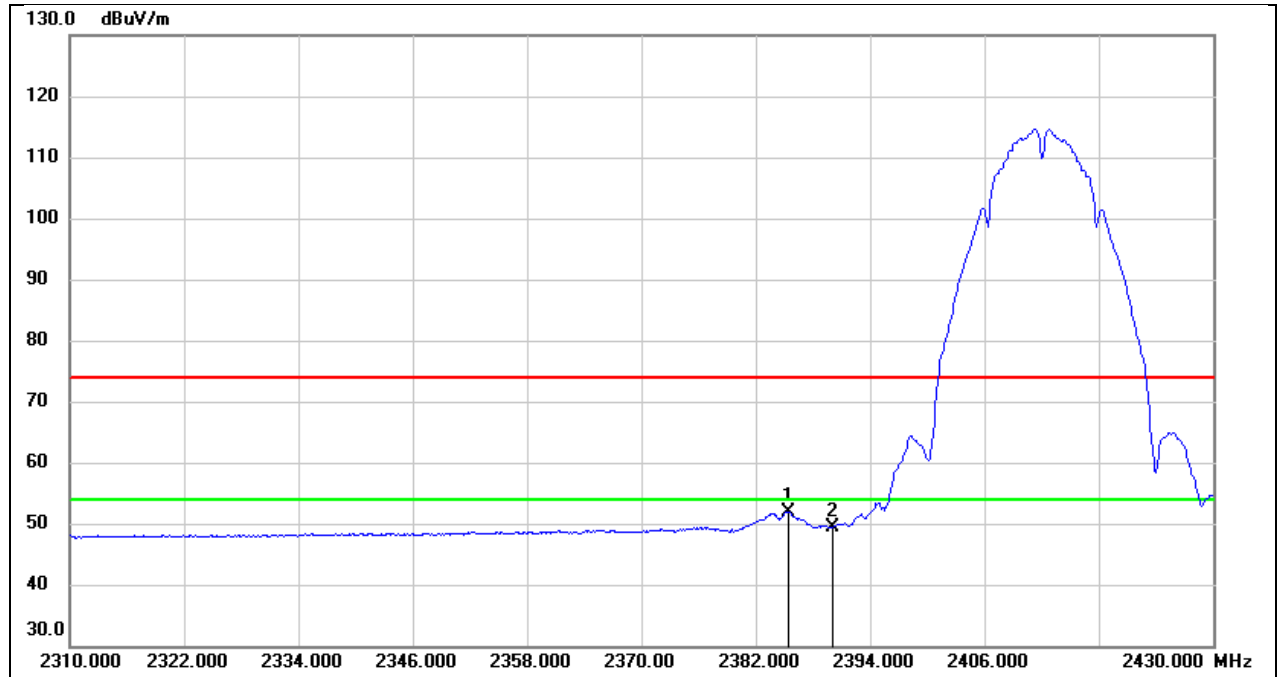
### 8.1. RESTRICTED BANDEGE FOR HORIZONTAL ANTENNA

Test Mode:	802.11b PK	Frequency(MHz):	2412
Polarity:	Horizontal	Test Voltage:	DC 48 V



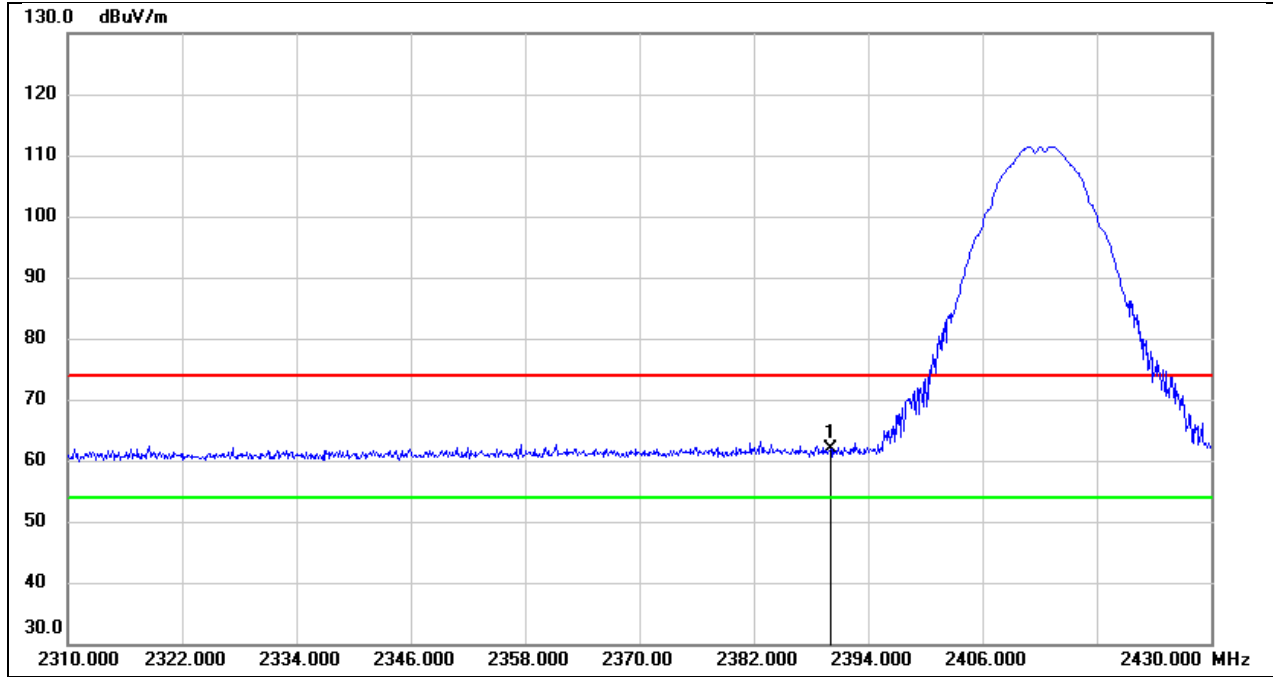
No.	Frequency (MHz)	Reading (dBuV)	Correct (dB/m)	Result (dBuV/m)	Limit (dBuV/m)	Margin (dB)	Remark
1	2385.480	30.25	32.14	62.39	74.00	-11.61	peak
2	2390.000	29.63	32.16	61.79	74.00	-12.21	peak

Test Mode:	802.11b AV	Frequency(MHz):	2412
Polarity:	Horizontal	Test Voltage:	DC 48 V



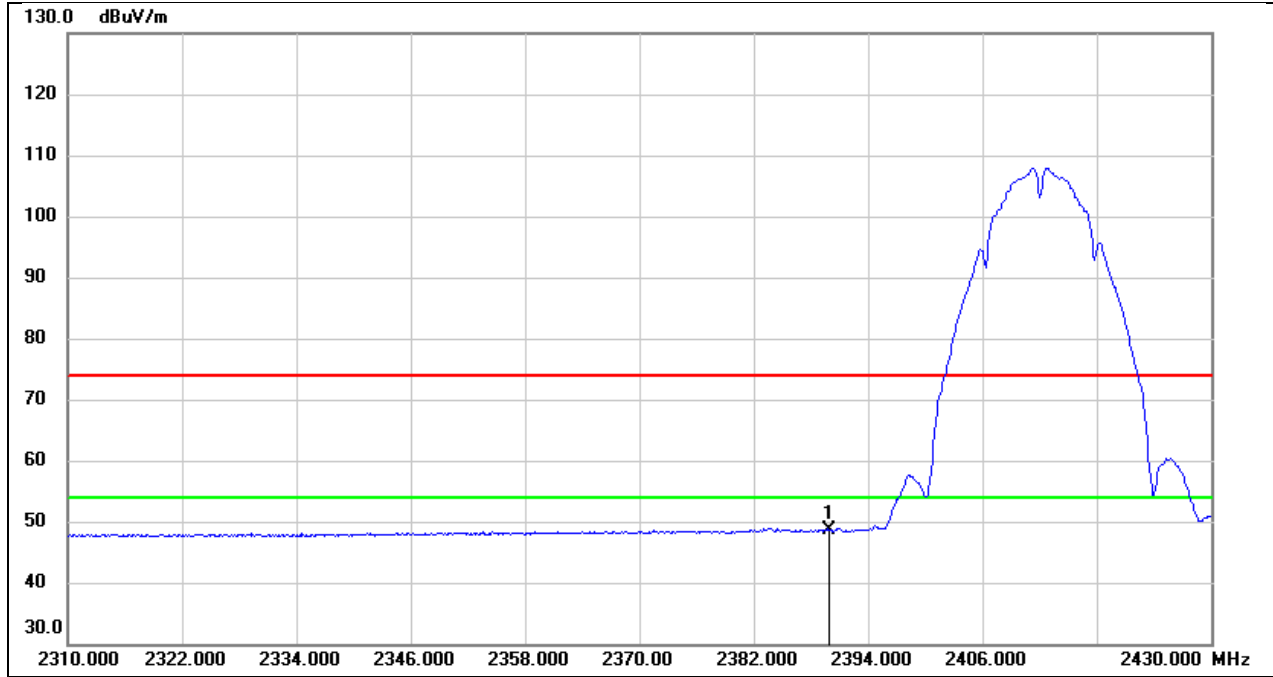
No.	Frequency (MHz)	Reading (dBuV)	Correct (dB/m)	Result (dBuV/m)	Limit (dBuV/m)	Margin (dB)	Remark
1	2385.480	19.74	32.14	51.88	54.00	-2.12	AVG
2	2390.000	17.32	32.16	49.48	54.00	-4.52	AVG

Test Mode:	802.11b PK	Frequency(MHz):	2412
Polarity:	Vertical	Test Voltage:	DC 48 V



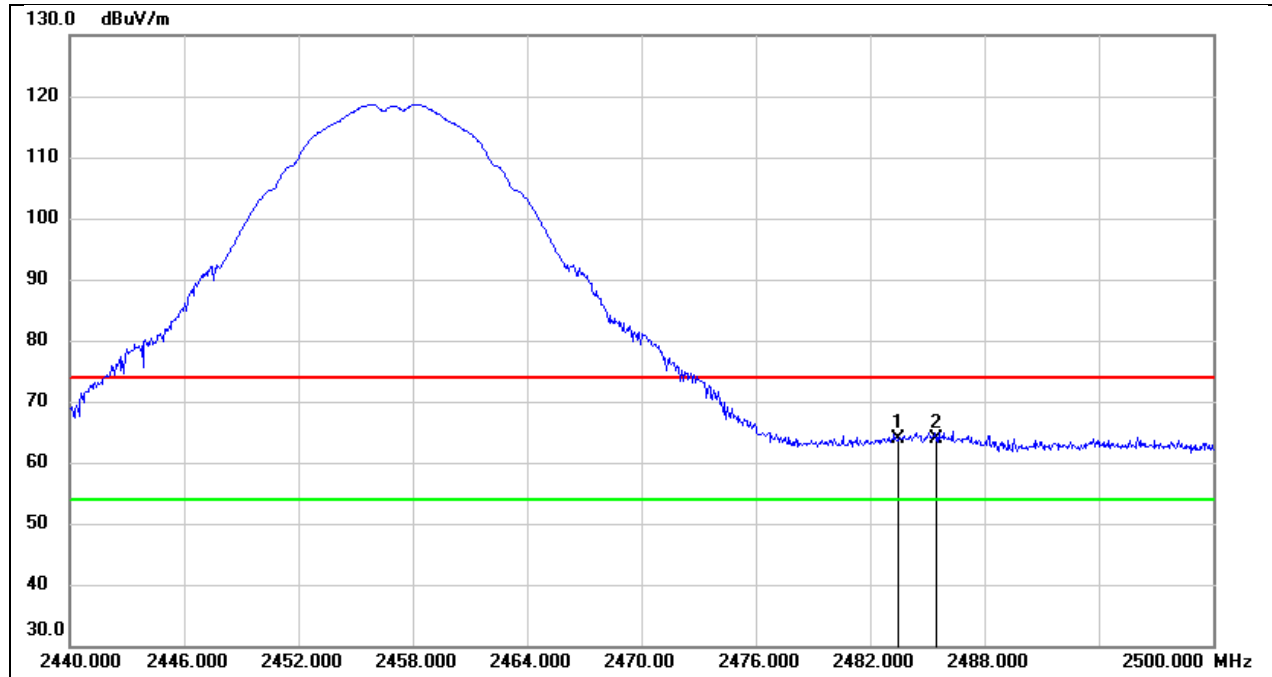
No.	Frequency (MHz)	Reading (dBuV)	Correct (dB/m)	Result (dBuV/m)	Limit (dBuV/m)	Margin (dB)	Remark
1	2390.000	29.65	32.16	61.81	74.00	-12.19	peak

Test Mode:	802.11b AV	Frequency(MHz):	2412
Polarity:	Vertical	Test Voltage:	DC 48 V



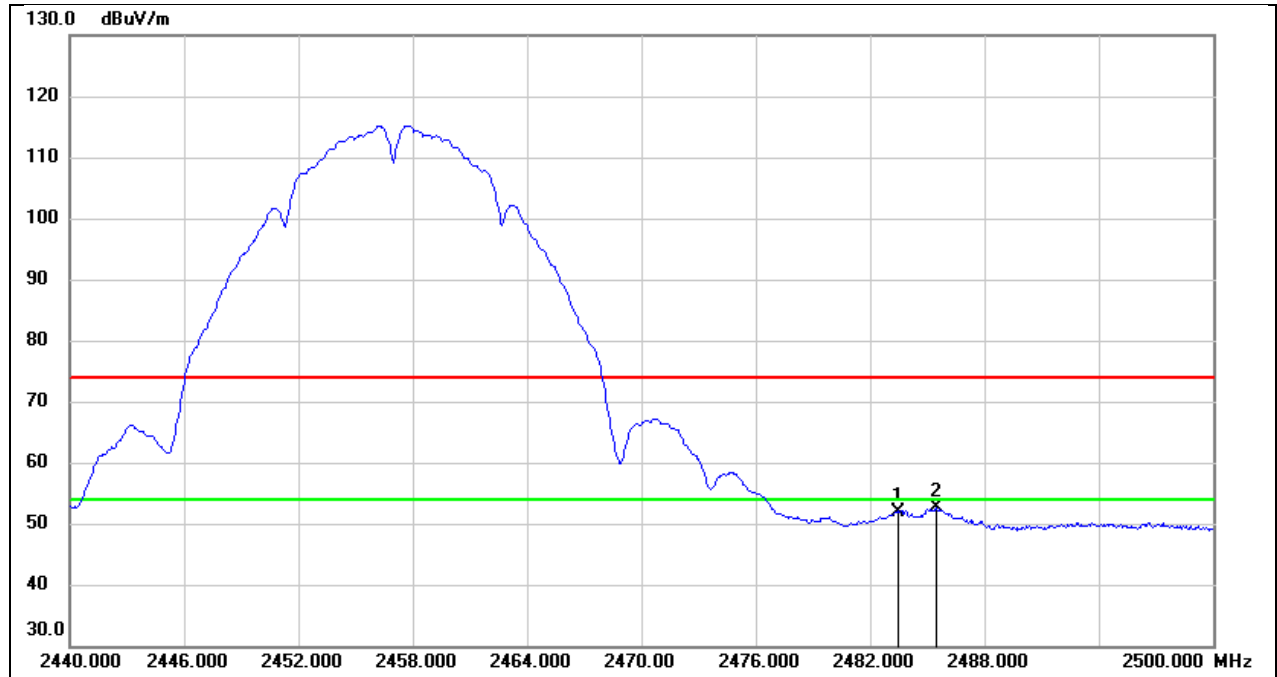
No.	Frequency (MHz)	Reading (dBuV)	Correct (dB/m)	Result (dBuV/m)	Limit (dBuV/m)	Margin (dB)	Remark
1	2390.000	16.38	32.16	48.54	54.00	-5.46	AVG

Test Mode:	802.11b PK	Frequency(MHz):	2457
Polarity:	Horizontal	Test Voltage:	DC 48 V



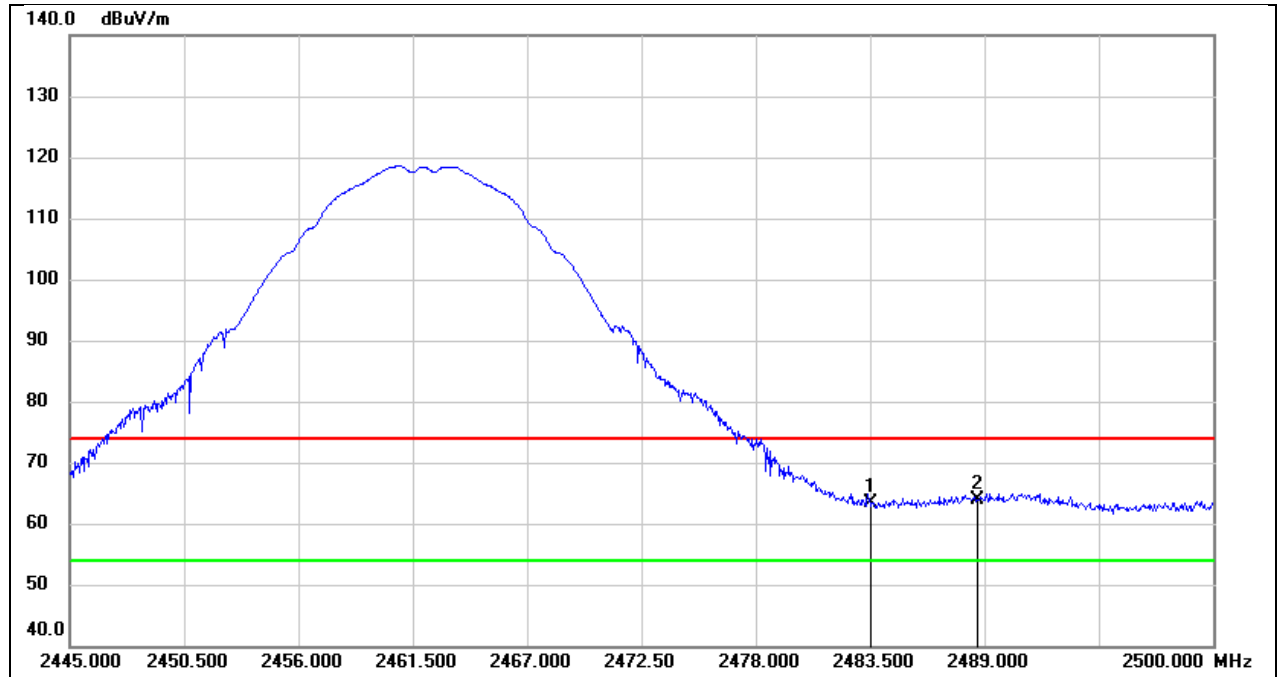
No.	Frequency (MHz)	Reading (dBuV)	Correct (dB/m)	Result (dBuV/m)	Limit (dBuV/m)	Margin (dB)	Remark
1	2483.500	31.32	32.44	63.76	74.00	-10.24	peak
2	2485.480	31.43	32.44	63.87	74.00	-10.13	peak

Test Mode:	802.11b AV	Frequency(MHz):	2457
Polarity:	Horizontal	Test Voltage:	DC 48 V



No.	Frequency (MHz)	Reading (dBuV)	Correct (dB/m)	Result (dBuV/m)	Limit (dBuV/m)	Margin (dB)	Remark
1	2483.500	19.54	32.44	51.98	54.00	-2.02	AVG
2	2485.480	20.09	32.44	52.53	54.00	-1.47	AVG

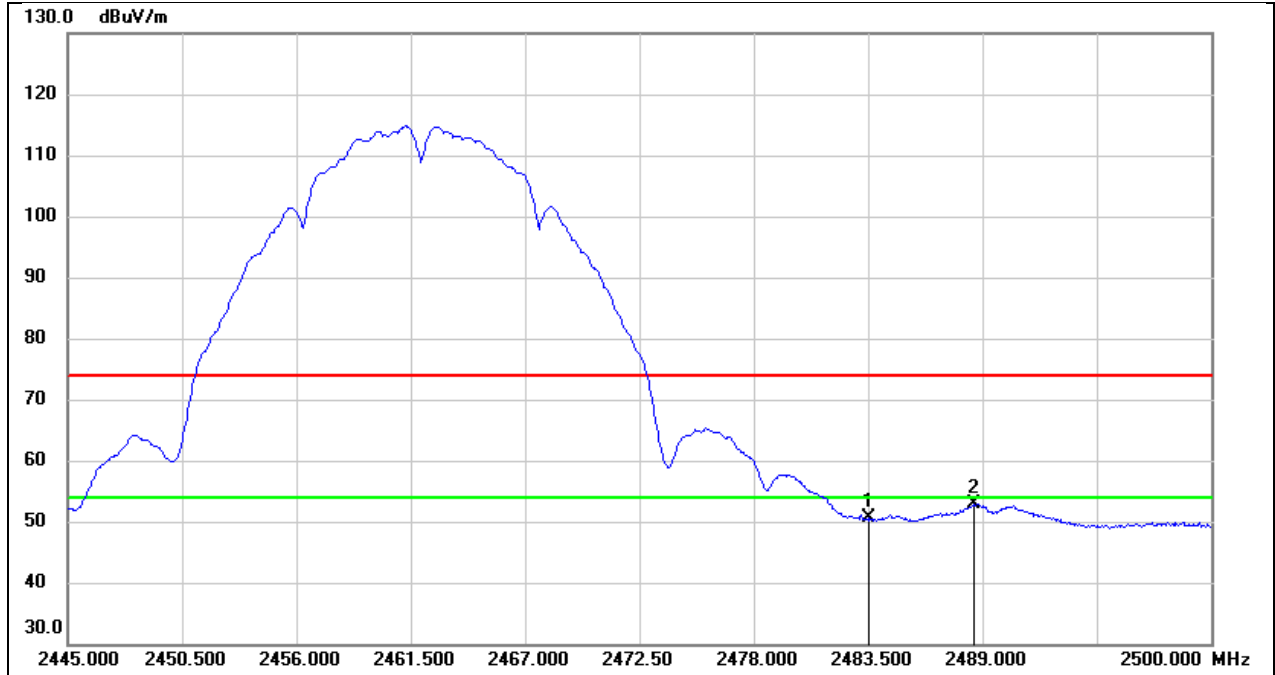
Test Mode:	802.11b PK	Frequency(MHz):	2462
Polarity:	Horizontal	Test Voltage:	DC 48 V



No.	Frequency (MHz)	Reading (dBuV)	Correct (dB/m)	Result (dBuV/m)	Limit (dBuV/m)	Margin (dB)	Remark
1	2483.500	30.83	32.44	63.27	74.00	-10.73	peak
2	2488.615	31.39	32.46	63.85	74.00	-10.15	peak

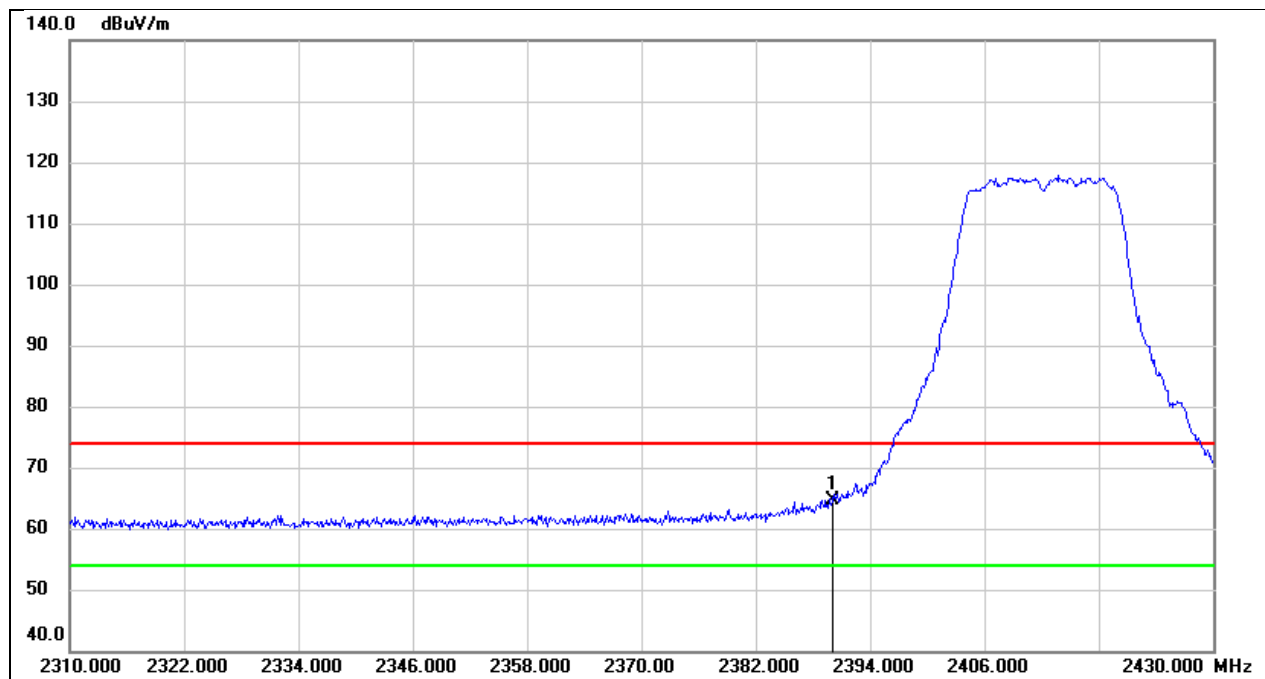


Test Mode:	802.11b AV	Frequency(MHz):	2462
Polarity:	Horizontal	Test Voltage:	DC 48 V



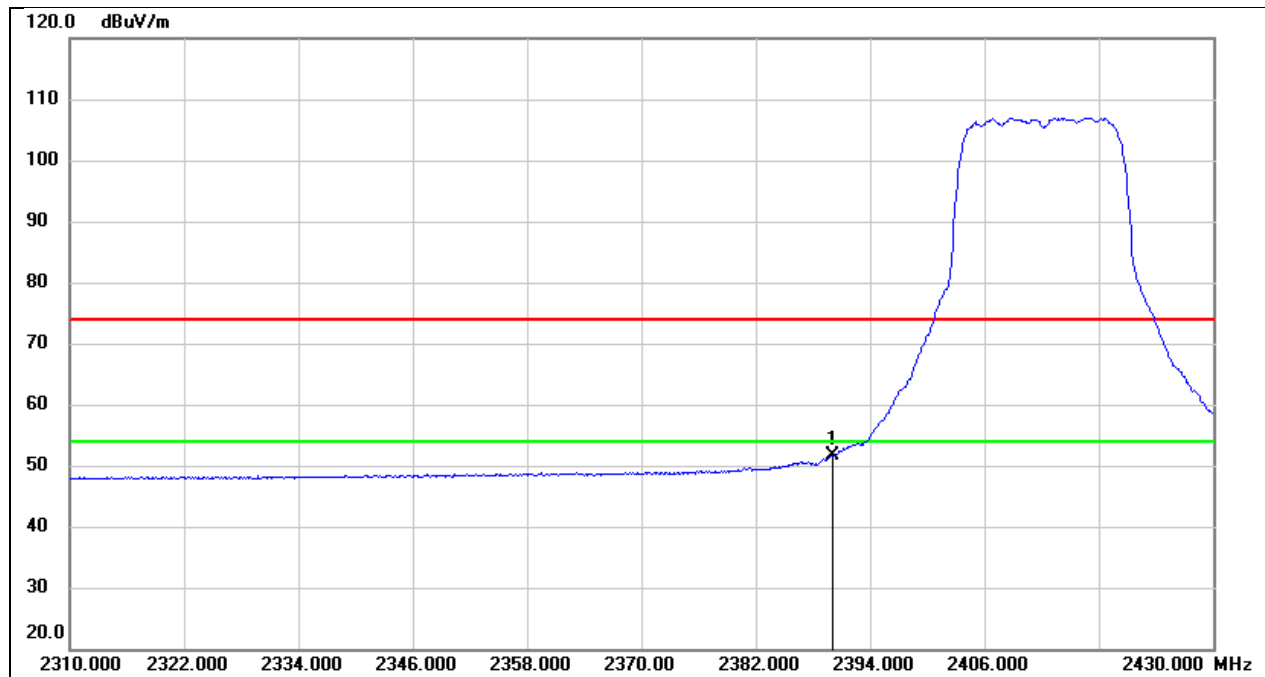
No.	Frequency (MHz)	Reading (dBuV)	Correct (dB/m)	Result (dBuV/m)	Limit (dBuV/m)	Margin (dB)	Remark
1	2483.500	18.08	32.44	50.52	54.00	-3.48	AVG
2	2488.615	20.51	32.46	52.97	54.00	-1.03	AVG

Test Mode:	802.11g PK	Frequency(MHz):	2412
Polarity:	Horizontal	Test Voltage:	DC 48 V



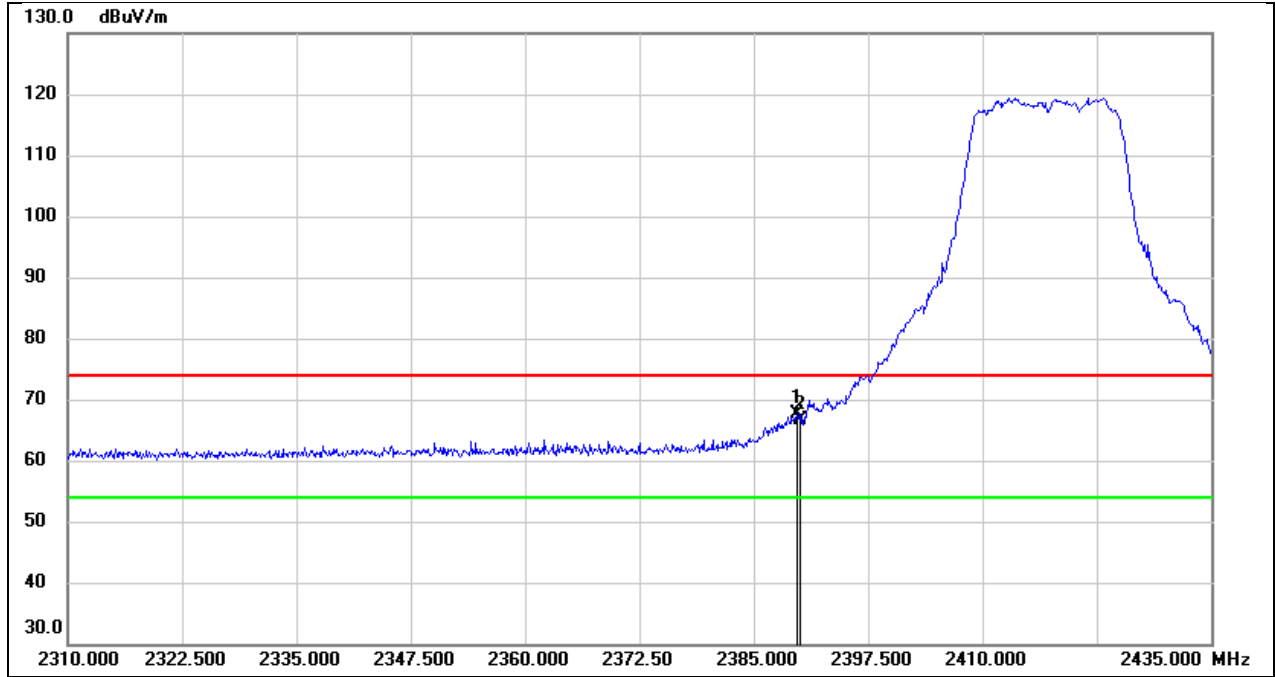
No.	Frequency (MHz)	Reading (dBuV)	Correct (dB/m)	Result (dBuV/m)	Limit (dBuV/m)	Margin (dB)	Remark
1	2390.000	32.43	32.16	64.59	74.00	-9.41	peak

Test Mode:	802.11g AV	Frequency(MHz):	2412
Polarity:	Horizontal	Test Voltage:	DC 48 V



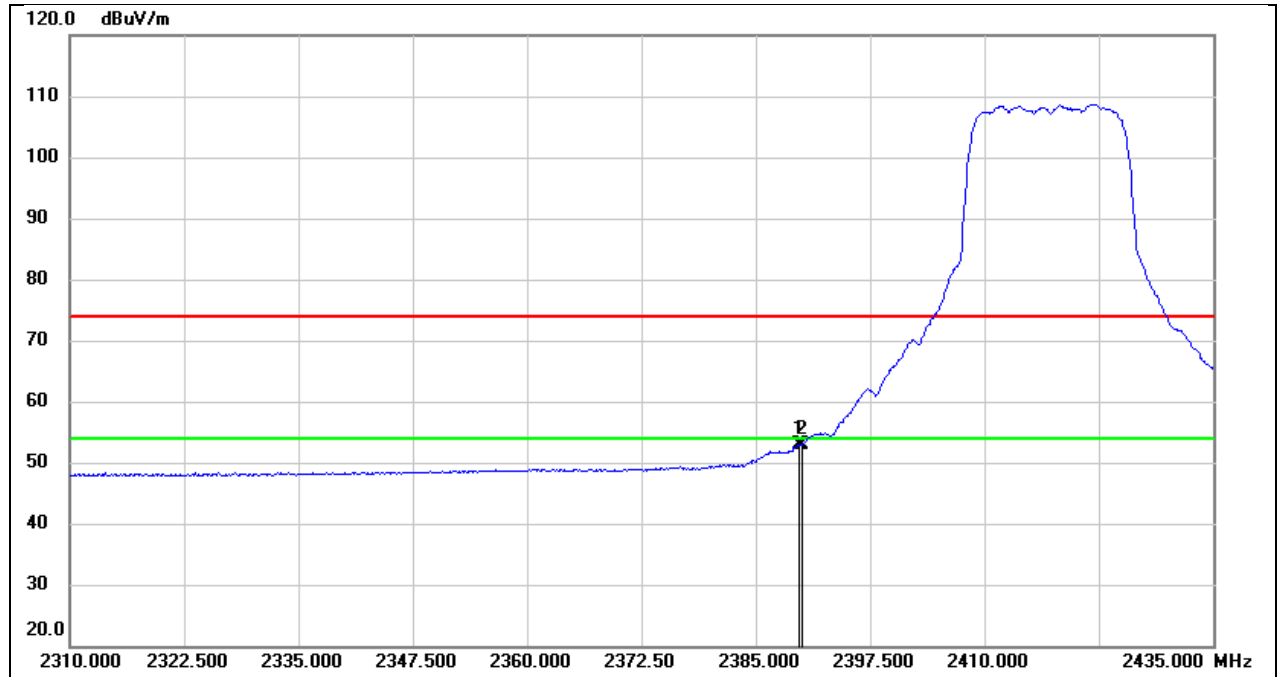
No.	Frequency (MHz)	Reading (dBuV)	Correct (dB/m)	Result (dBuV/m)	Limit (dBuV/m)	Margin (dB)	Remark
1	2390.000	19.41	32.16	51.57	54.00	-2.43	AVG

Test Mode:	802.11g PK	Frequency(MHz):	2417
Polarity:	Horizontal	Test Voltage:	DC 48 V



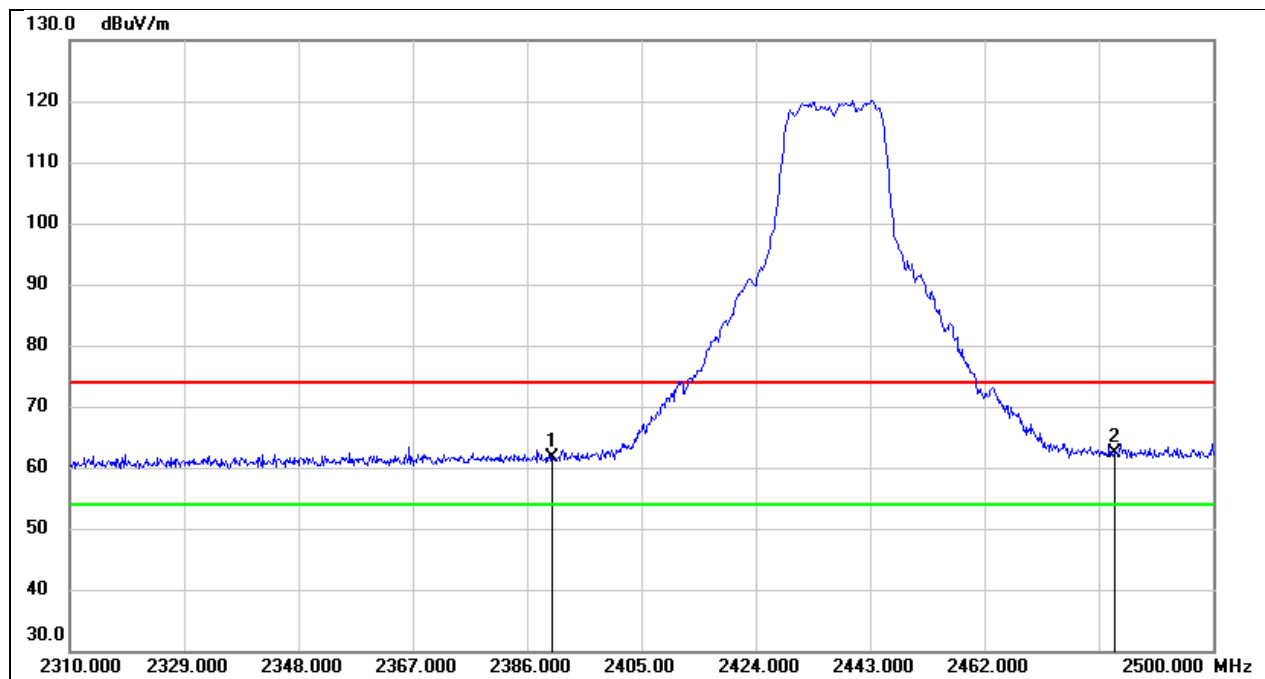
No.	Frequency (MHz)	Reading (dBuV)	Correct (dB/m)	Result (dBuV/m)	Limit (dBuV/m)	Margin (dB)	Remark
1	2389.750	35.36	32.16	67.52	74.00	-6.48	peak
2	2390.000	34.38	32.16	66.54	74.00	-7.46	peak

Test Mode:	802.11g AV	Frequency(MHz):	2417
Polarity:	Horizontal	Test Voltage:	DC 48 V



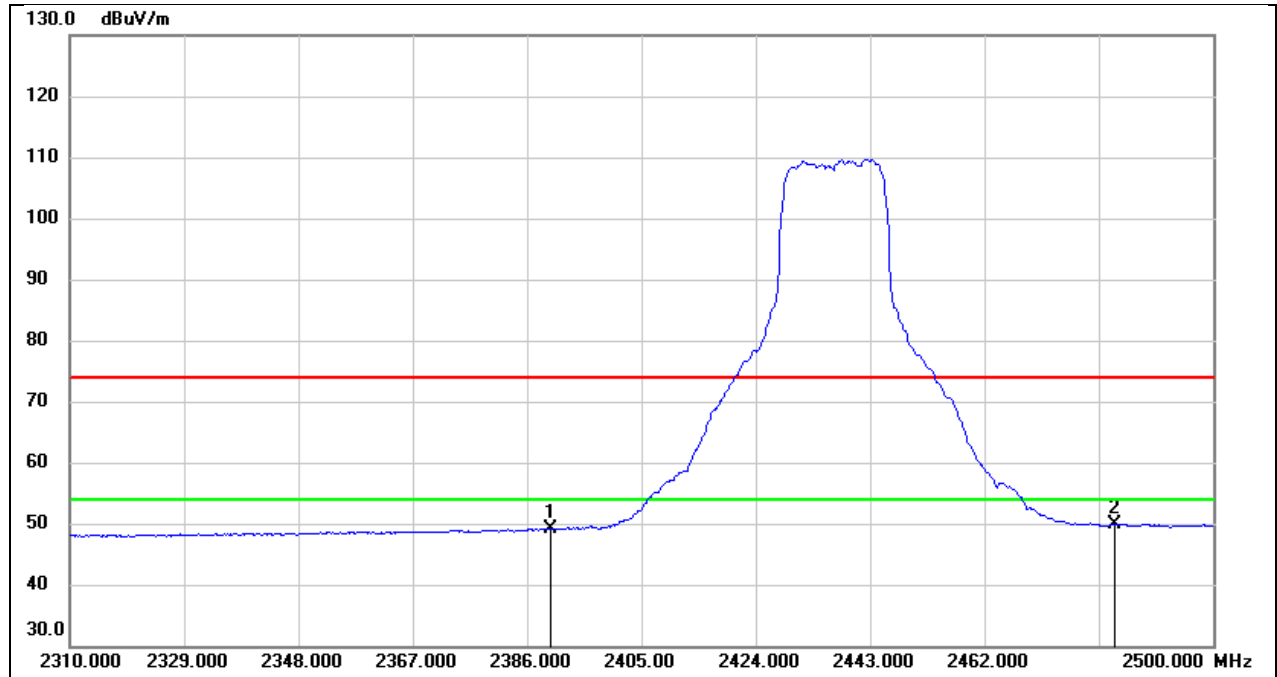
No.	Frequency (MHz)	Reading (dBuV)	Correct (dB/m)	Result (dBuV/m)	Limit (dBuV/m)	Margin (dB)	Remark
1	2389.750	20.78	32.16	52.94	54.00	-1.06	AVG
2	2390.000	20.61	32.16	52.77	54.00	-1.23	AVG

Test Mode:	802.11g PK	Frequency(MHz):	2437
Polarity:	Horizontal	Test Voltage:	DC 48 V



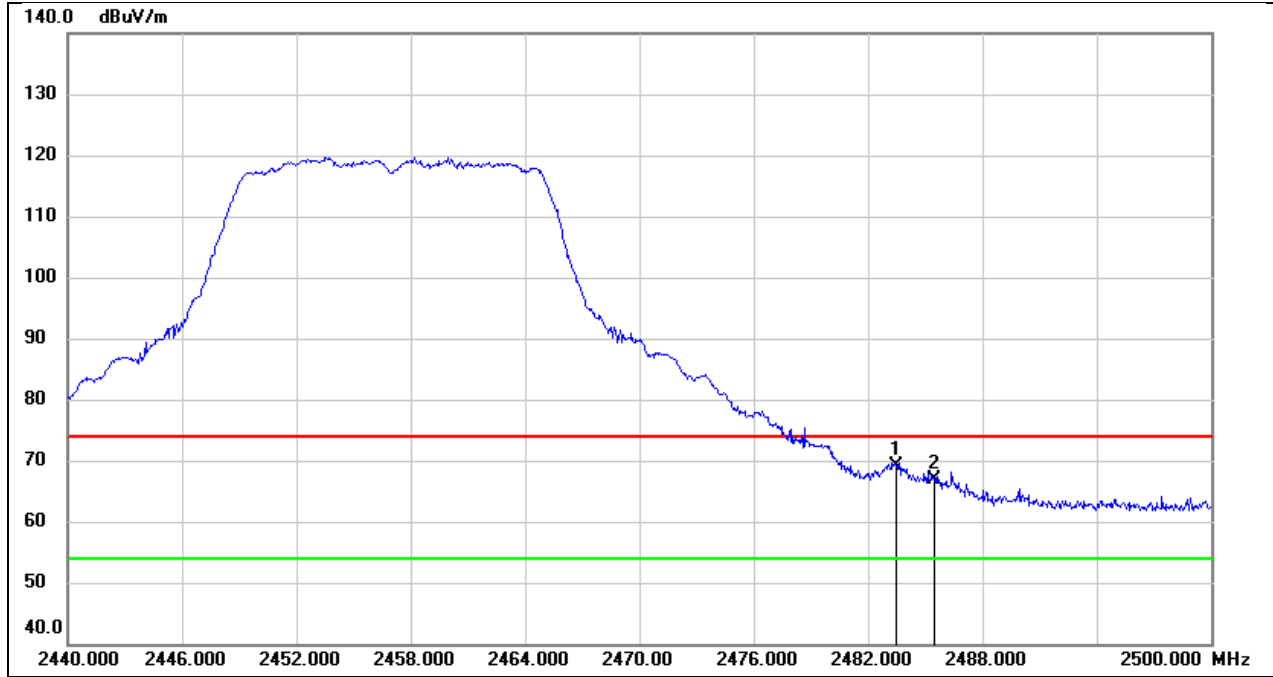
No.	Frequency (MHz)	Reading (dBuV)	Correct (dB/m)	Result (dBuV/m)	Limit (dBuV/m)	Margin (dB)	Remark
1	2390.000	29.55	32.16	61.71	74.00	-12.29	peak
2	2483.500	30.02	32.44	62.46	74.00	-11.54	peak

Test Mode:	802.11g AV	Frequency(MHz):	2437
Polarity:	Horizontal	Test Voltage:	DC 48 V



No.	Frequency (MHz)	Reading (dBuV)	Correct (dB/m)	Result (dBuV/m)	Limit (dBuV/m)	Margin (dB)	Remark
1	2390.000	16.94	32.16	49.10	54.00	-4.90	AVG
2	2483.500	17.37	32.44	49.81	54.00	-4.19	AVG

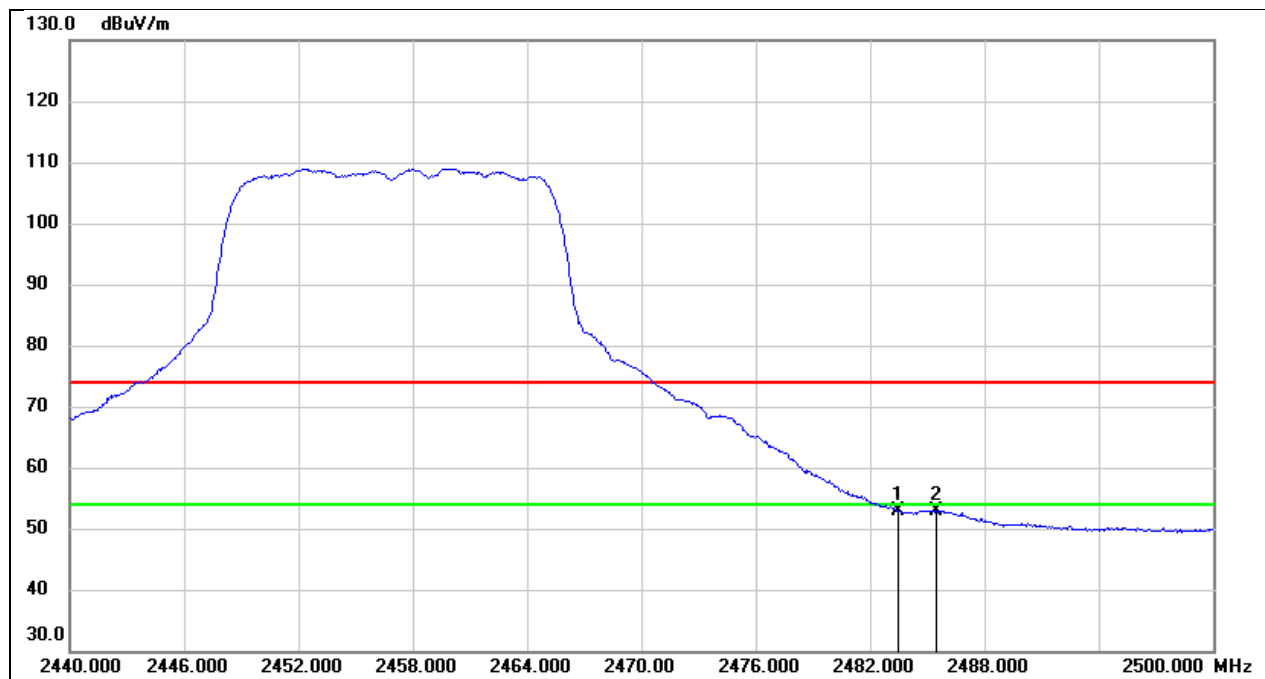
Test Mode:	802.11g PK	Frequency(MHz):	2457
Polarity:	Horizontal	Test Voltage:	DC 48 V



No.	Frequency (MHz)	Reading (dBuV)	Correct (dB/m)	Result (dBuV/m)	Limit (dBuV/m)	Margin (dB)	Remark
1	2483.500	36.75	32.44	69.19	74.00	-4.81	peak
2	2485.480	34.37	32.44	66.81	74.00	-7.19	peak

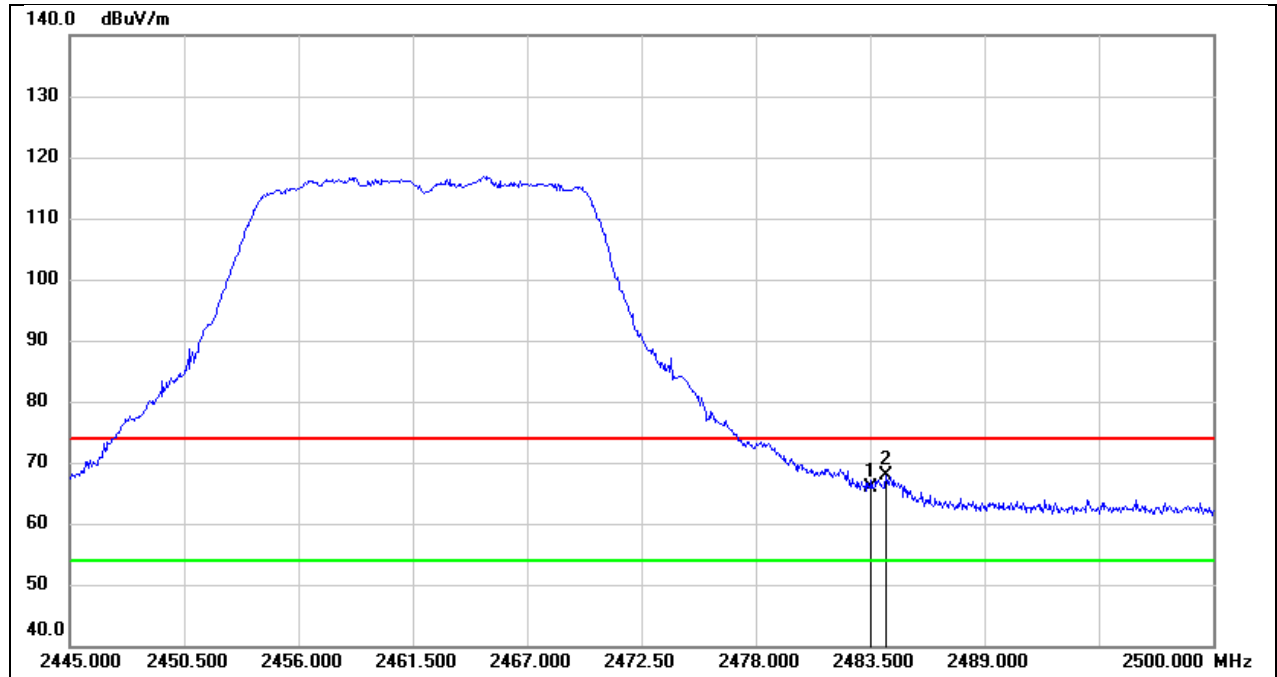


Test Mode:	802.11g AV	Frequency(MHz):	2457
Polarity:	Horizontal	Test Voltage:	DC 48 V



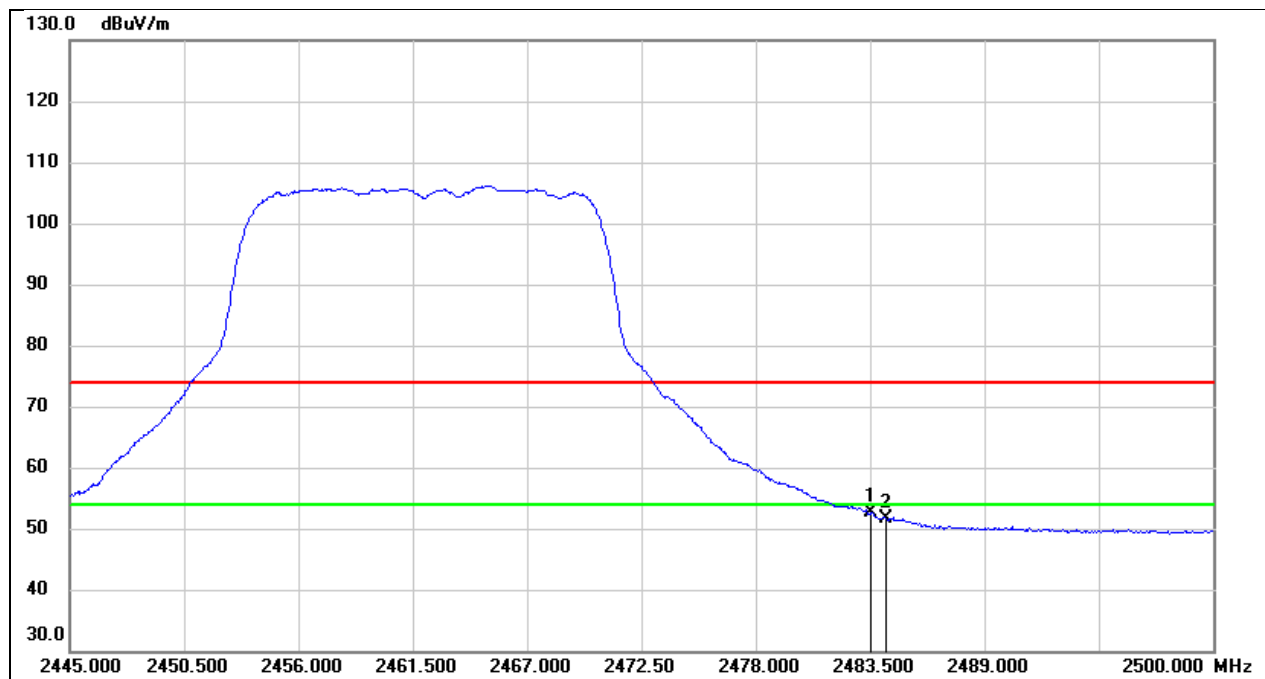
No.	Frequency (MHz)	Reading (dBuV)	Correct (dB/m)	Result (dBuV/m)	Limit (dBuV/m)	Margin (dB)	Remark
1	2483.500	20.50	32.44	52.94	54.00	-1.06	AVG
2	2485.480	20.55	32.44	52.99	54.00	-1.01	AVG

Test Mode:	802.11g PK	Frequency(MHz):	2462
Polarity:	Horizontal	Test Voltage:	DC 48 V



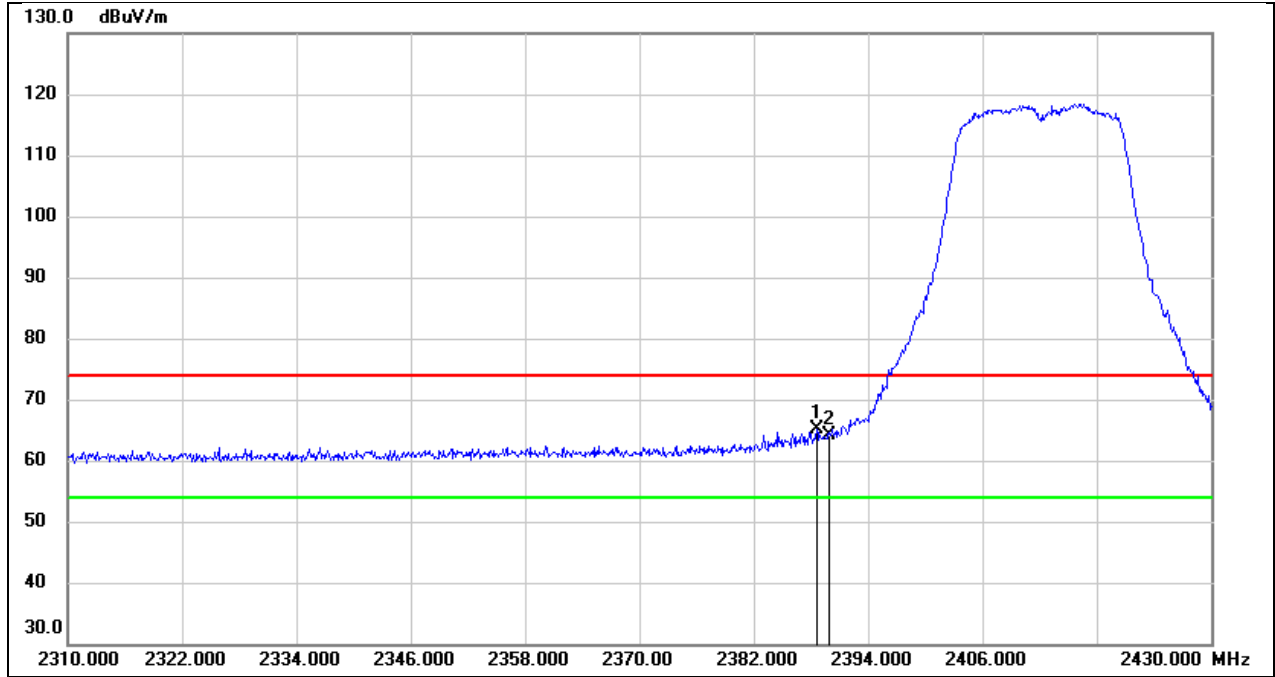
No.	Frequency (MHz)	Reading (dBuV)	Correct (dB/m)	Result (dBuV/m)	Limit (dBuV/m)	Margin (dB)	Remark
1	2483.500	33.35	32.44	65.79	74.00	-8.21	peak
2	2484.270	35.54	32.44	67.98	74.00	-6.02	peak

Test Mode:	802.11g AV	Frequency(MHz):	2462
Polarity:	Horizontal	Test Voltage:	DC 48 V



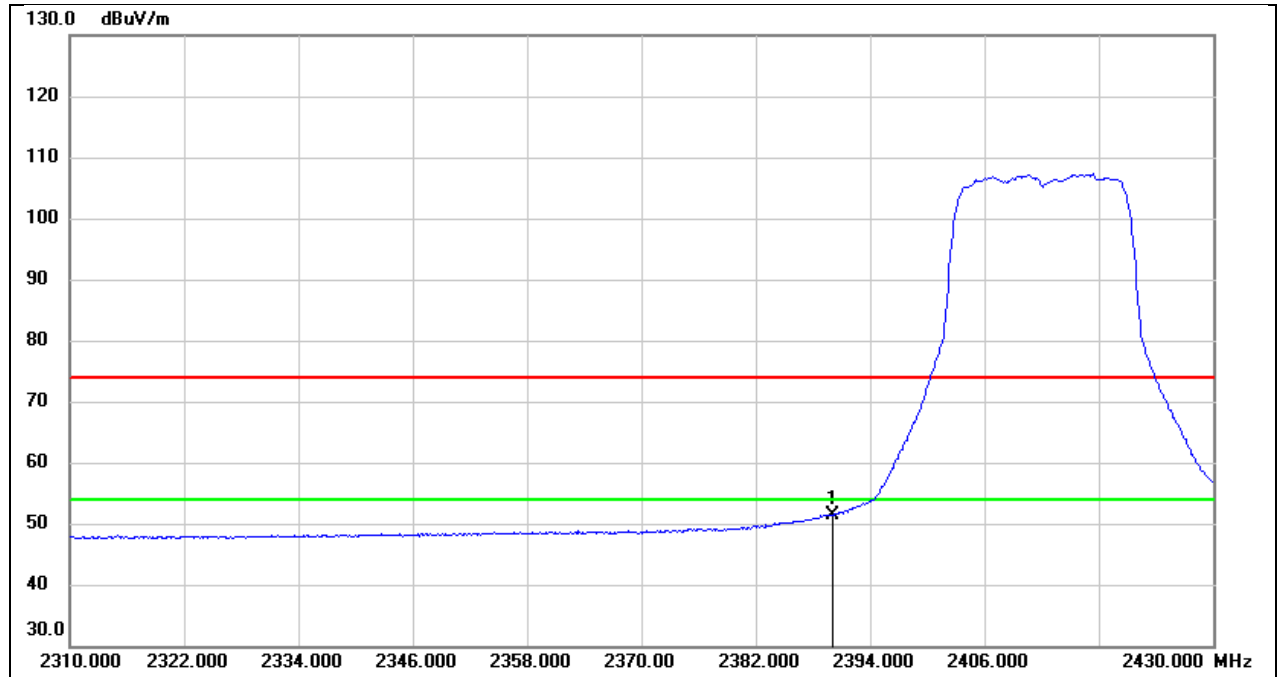
No.	Frequency (MHz)	Reading (dBuV)	Correct (dB/m)	Result (dBuV/m)	Limit (dBuV/m)	Margin (dB)	Remark
1	2483.500	20.17	32.44	52.61	54.00	-1.39	AVG
2	2484.270	19.15	32.44	51.59	54.00	-2.41	AVG

Test Mode:	802.11n HT20 PK	Frequency(MHz):	2412
Polarity:	Horizontal	Test Voltage:	DC 48 V



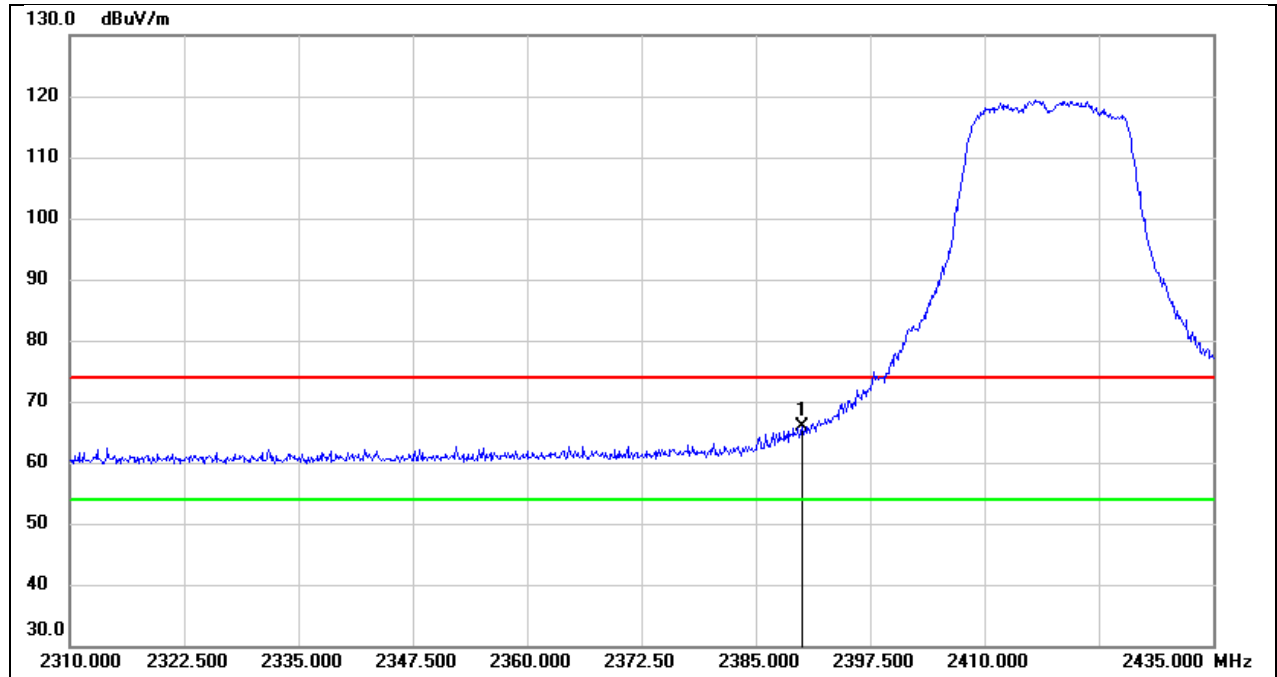
No.	Frequency (MHz)	Reading (dBuV)	Correct (dB/m)	Result (dBuV/m)	Limit (dBuV/m)	Margin (dB)	Remark
1	2388.600	33.09	32.16	65.25	74.00	-8.75	peak
2	2390.000	31.94	32.16	64.10	74.00	-9.90	peak

Test Mode:	802.11n HT20 AV	Frequency(MHz):	2412
Polarity:	Horizontal	Test Voltage:	DC 48 V



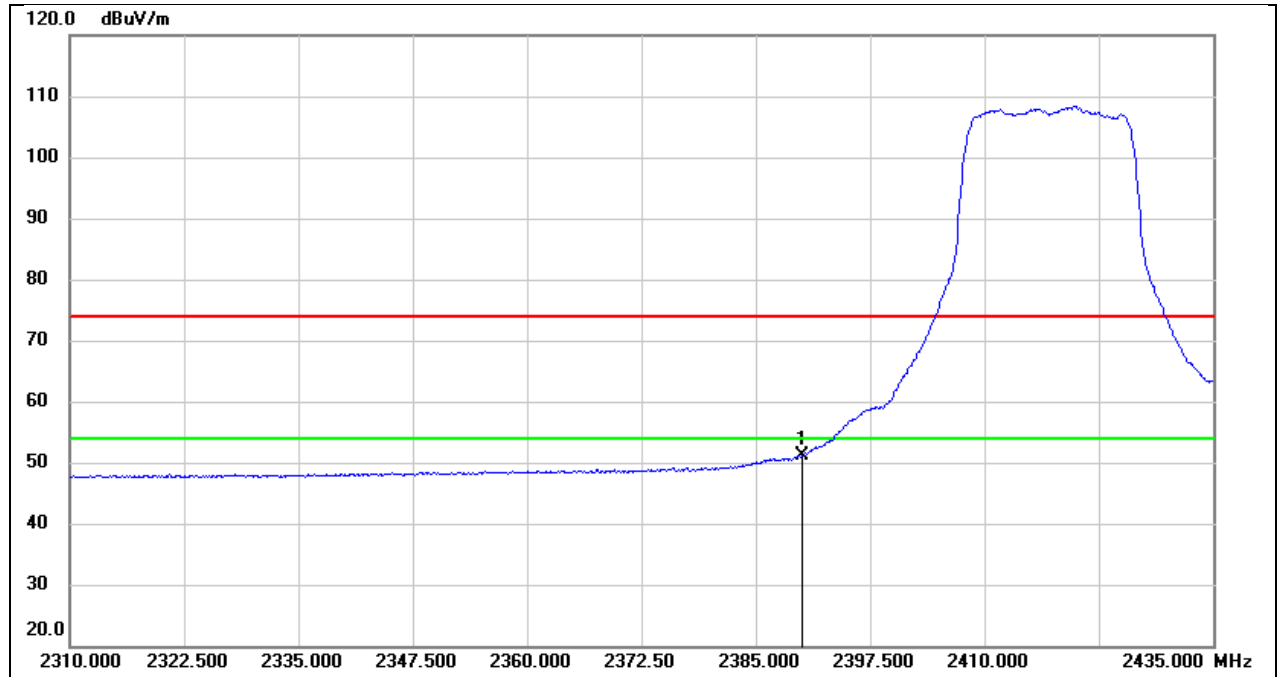
No.	Frequency (MHz)	Reading (dBuV)	Correct (dB/m)	Result (dBuV/m)	Limit (dBuV/m)	Margin (dB)	Remark
1	2390.000	19.30	32.16	51.46	54.00	-2.54	AVG

Test Mode:	802.11n HT20 PK	Frequency(MHz):	2417
Polarity:	Horizontal	Test Voltage:	DC 48 V



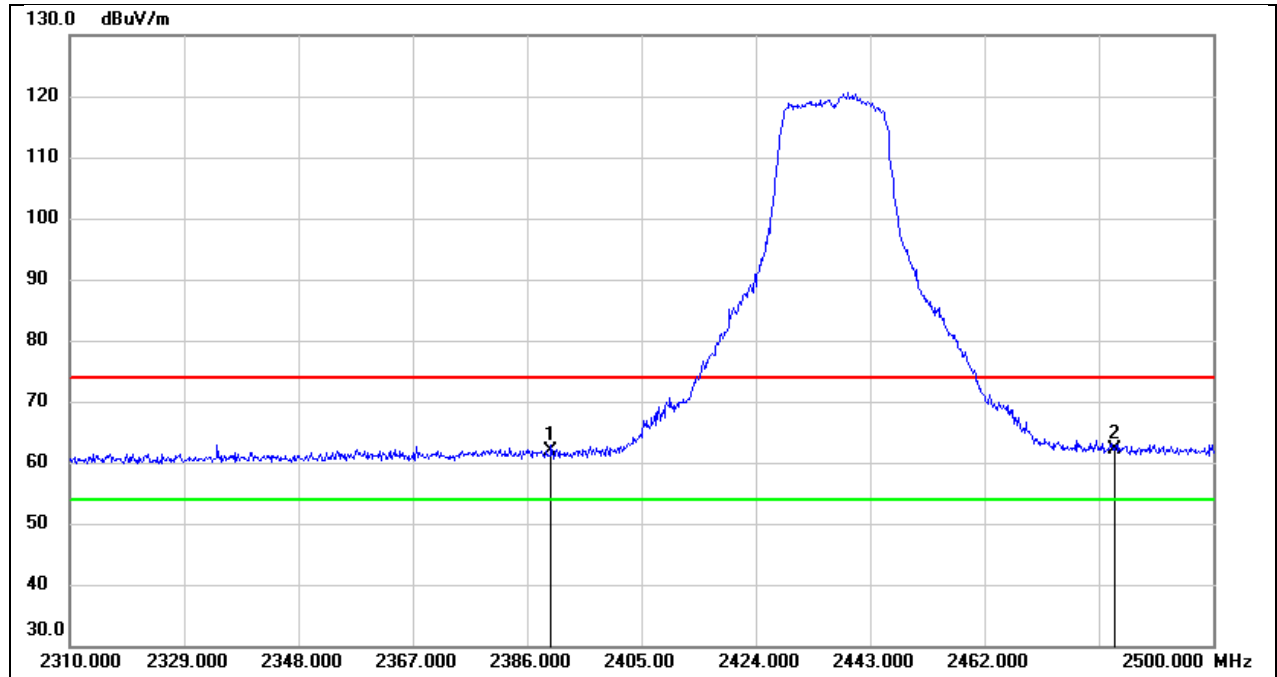
No.	Frequency (MHz)	Reading (dBuV)	Correct (dB/m)	Result (dBuV/m)	Limit (dBuV/m)	Margin (dB)	Remark
1	2390.000	33.74	32.16	65.90	74.00	-8.10	peak

Test Mode:	802.11n HT20 AV	Frequency(MHz):	2417
Polarity:	Horizontal	Test Voltage:	DC 48 V



No.	Frequency (MHz)	Reading (dBuV)	Correct (dB/m)	Result (dBuV/m)	Limit (dBuV/m)	Margin (dB)	Remark
1	2390.000	18.86	32.16	51.02	54.00	-2.98	AVG

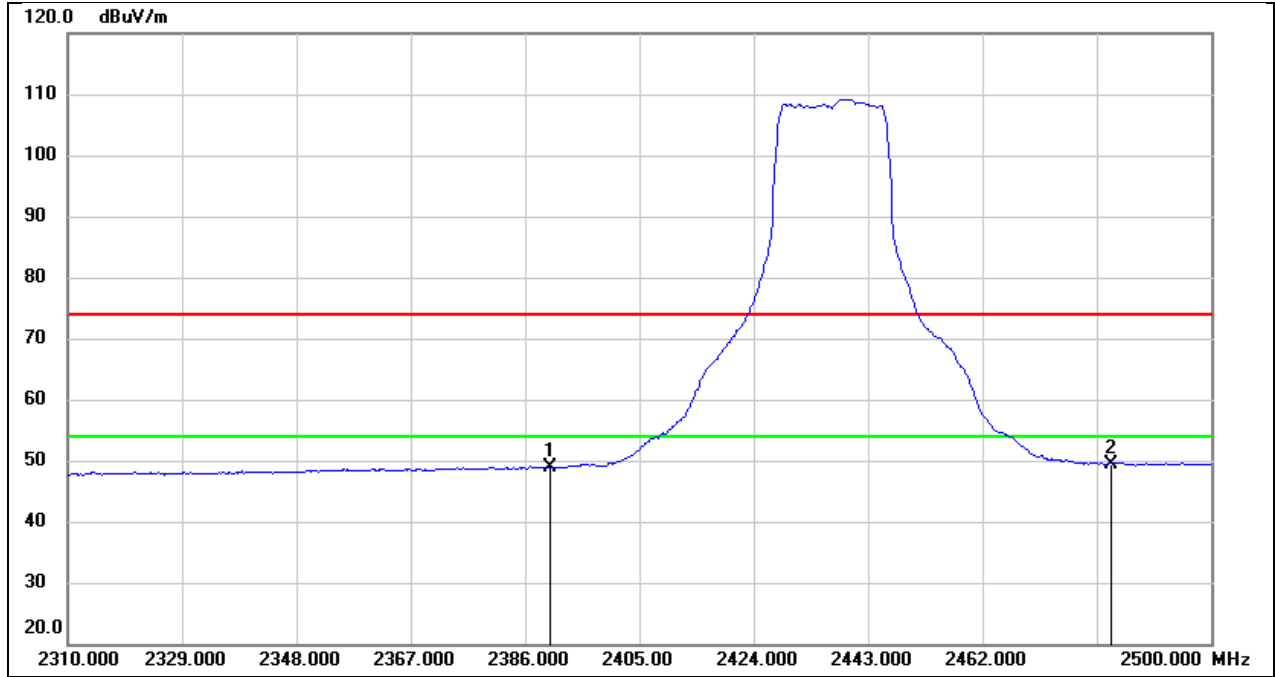
Test Mode:	802.11n HT20 PK	Frequency(MHz):	2437
Polarity:	Horizontal	Test Voltage:	DC 48 V



No.	Frequency (MHz)	Reading (dBuV)	Correct (dB/m)	Result (dBuV/m)	Limit (dBuV/m)	Margin (dB)	Remark
1	2390.000	29.65	32.16	61.81	74.00	-12.19	peak
2	2483.500	29.78	32.44	62.22	74.00	-11.78	peak

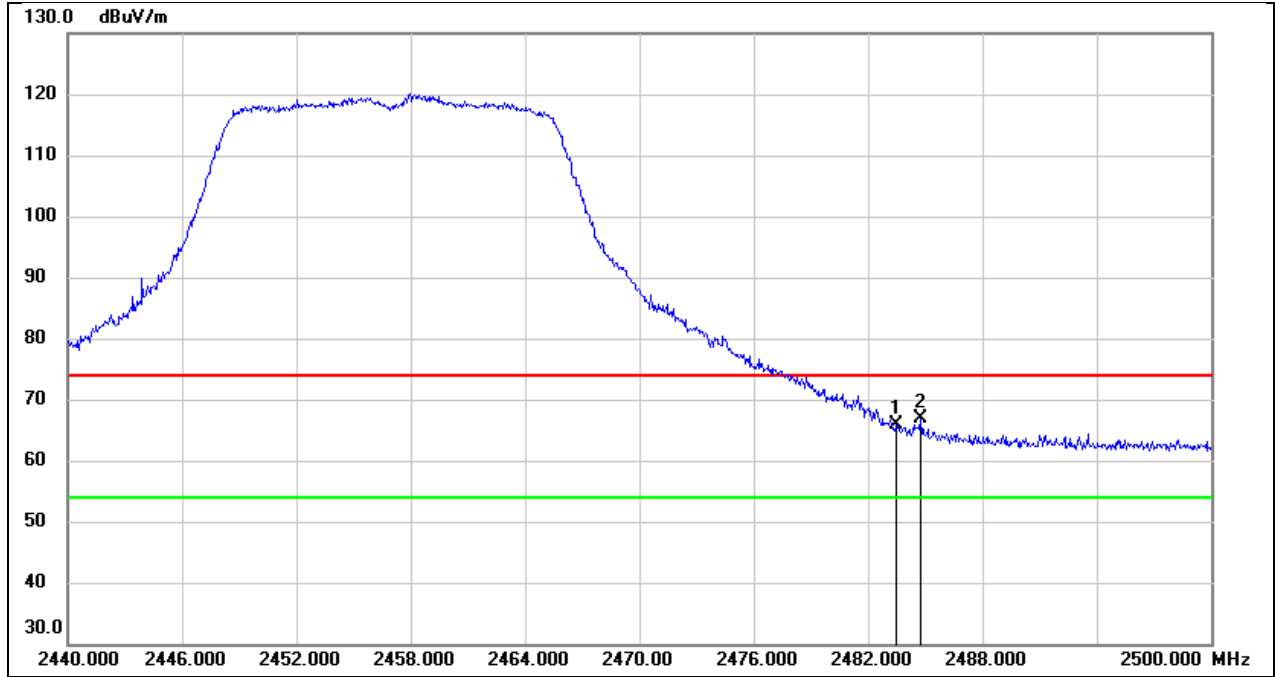


Test Mode:	802.11n HT20 AV	Frequency(MHz):	2437
Polarity:	Horizontal	Test Voltage:	DC 48 V



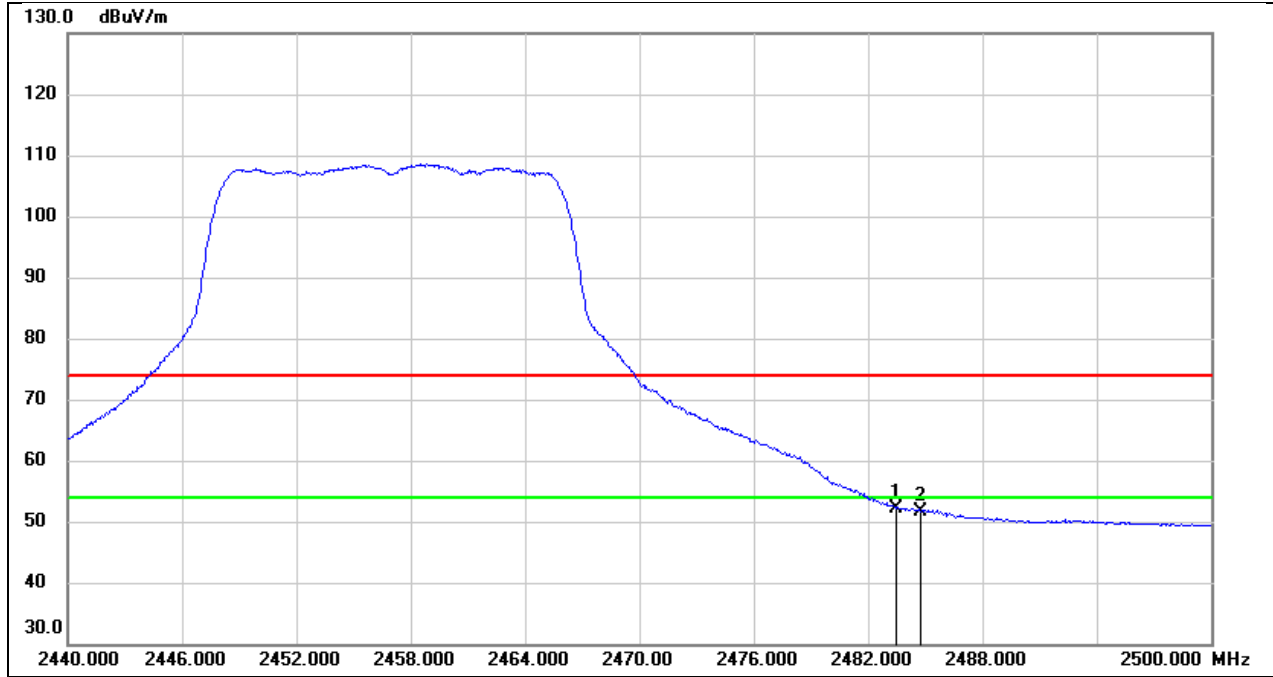
No.	Frequency (MHz)	Reading (dBuV)	Correct (dB/m)	Result (dBuV/m)	Limit (dBuV/m)	Margin (dB)	Remark
1	2390.000	16.74	32.16	48.90	54.00	-5.10	AVG
2	2483.500	17.05	32.44	49.49	54.00	-4.51	AVG

Test Mode:	802.11n HT20 PK	Frequency(MHz):	2457
Polarity:	Horizontal	Test Voltage:	DC 48 V



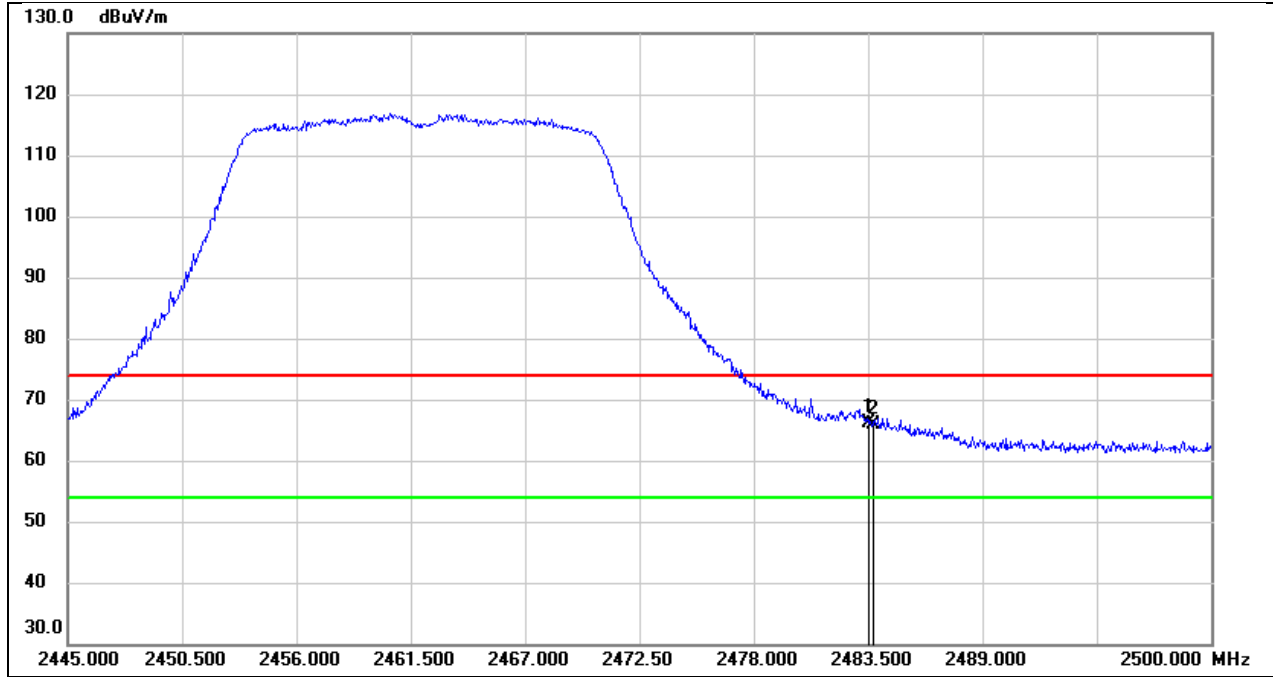
No.	Frequency (MHz)	Reading (dBuV)	Correct (dB/m)	Result (dBuV/m)	Limit (dBuV/m)	Margin (dB)	Remark
1	2483.500	33.33	32.44	65.77	74.00	-8.23	peak
2	2484.760	34.53	32.44	66.97	74.00	-7.03	peak

Test Mode:	802.11n HT20 AV	Frequency(MHz):	2457
Polarity:	Horizontal	Test Voltage:	DC 48 V



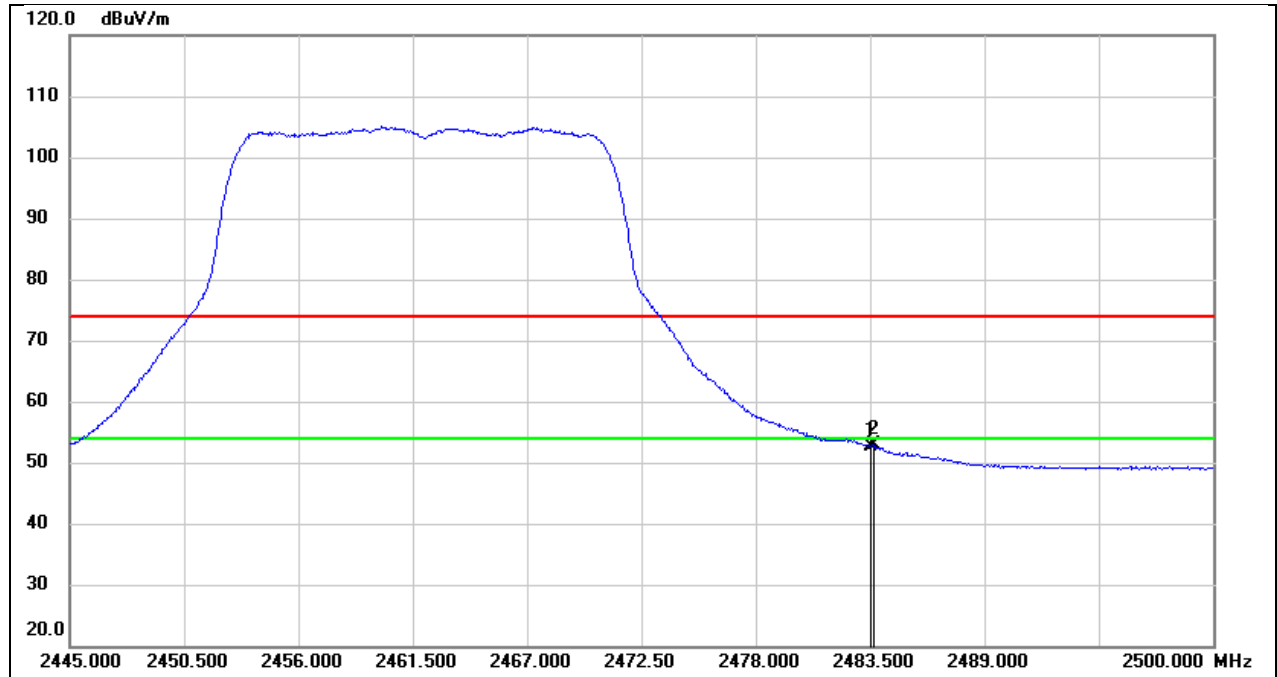
No.	Frequency (MHz)	Reading (dBuV)	Correct (dB/m)	Result (dBuV/m)	Limit (dBuV/m)	Margin (dB)	Remark
1	2483.500	19.77	32.44	52.21	54.00	-1.79	AVG
2	2484.760	19.18	32.44	51.62	54.00	-2.38	AVG

Test Mode:	802.11n HT20 PK	Frequency(MHz):	2462
Polarity:	Horizontal	Test Voltage:	DC 48 V



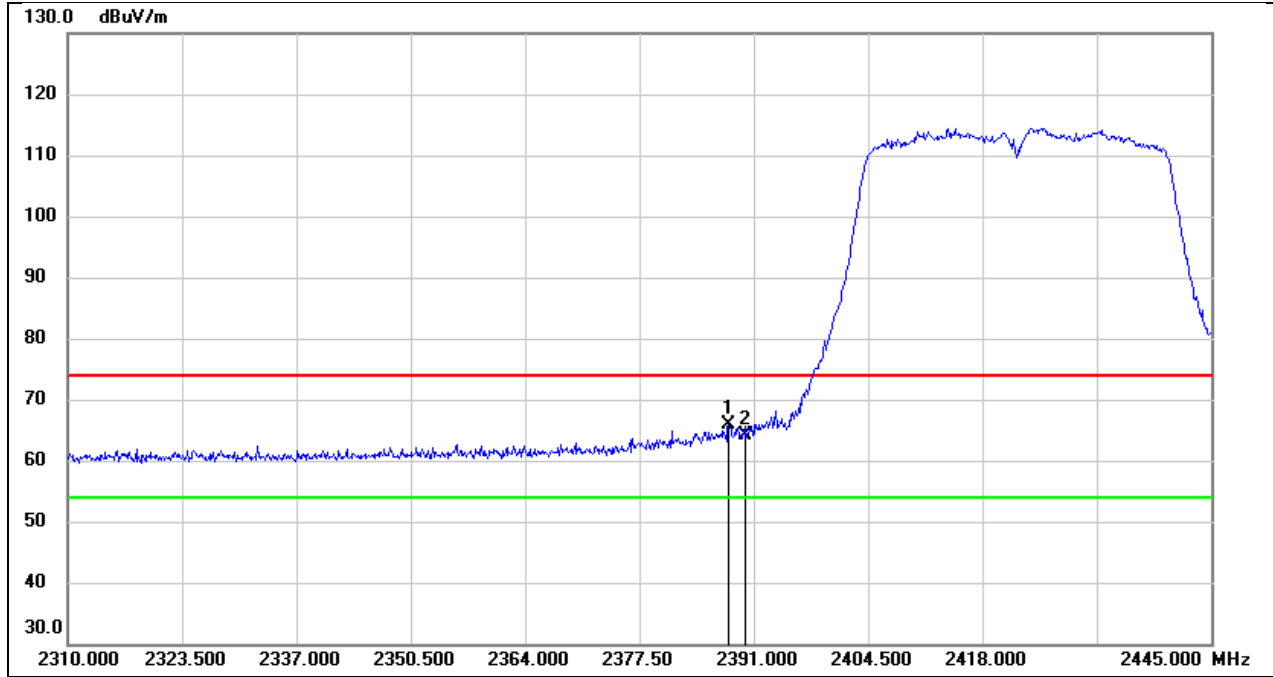
No.	Frequency (MHz)	Reading (dBuV)	Correct (dB/m)	Result (dBuV/m)	Limit (dBuV/m)	Margin (dB)	Remark
1	2483.500	33.67	32.44	66.11	74.00	-7.89	peak
2	2483.665	33.51	32.44	65.95	74.00	-8.05	peak

Test Mode:	802.11n HT20 AV	Frequency(MHz):	2462
Polarity:	Horizontal	Test Voltage:	DC 48 V



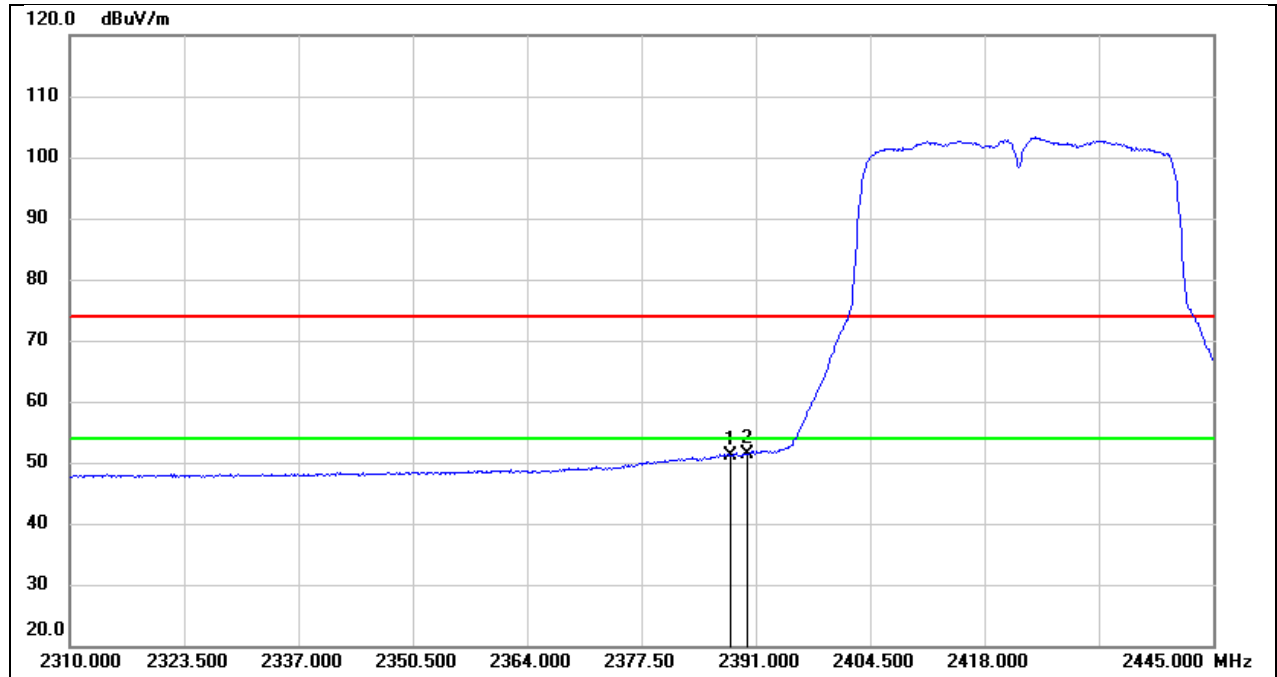
No.	Frequency (MHz)	Reading (dBuV)	Correct (dB/m)	Result (dBuV/m)	Limit (dBuV/m)	Margin (dB)	Remark
1	2483.500	20.18	32.44	52.62	54.00	-1.38	AVG
2	2483.665	20.49	32.44	52.93	54.00	-1.07	AVG

Test Mode:	802.11n HT40 PK	Frequency(MHz):	2422
Polarity:	Horizontal	Test Voltage:	DC 48 V



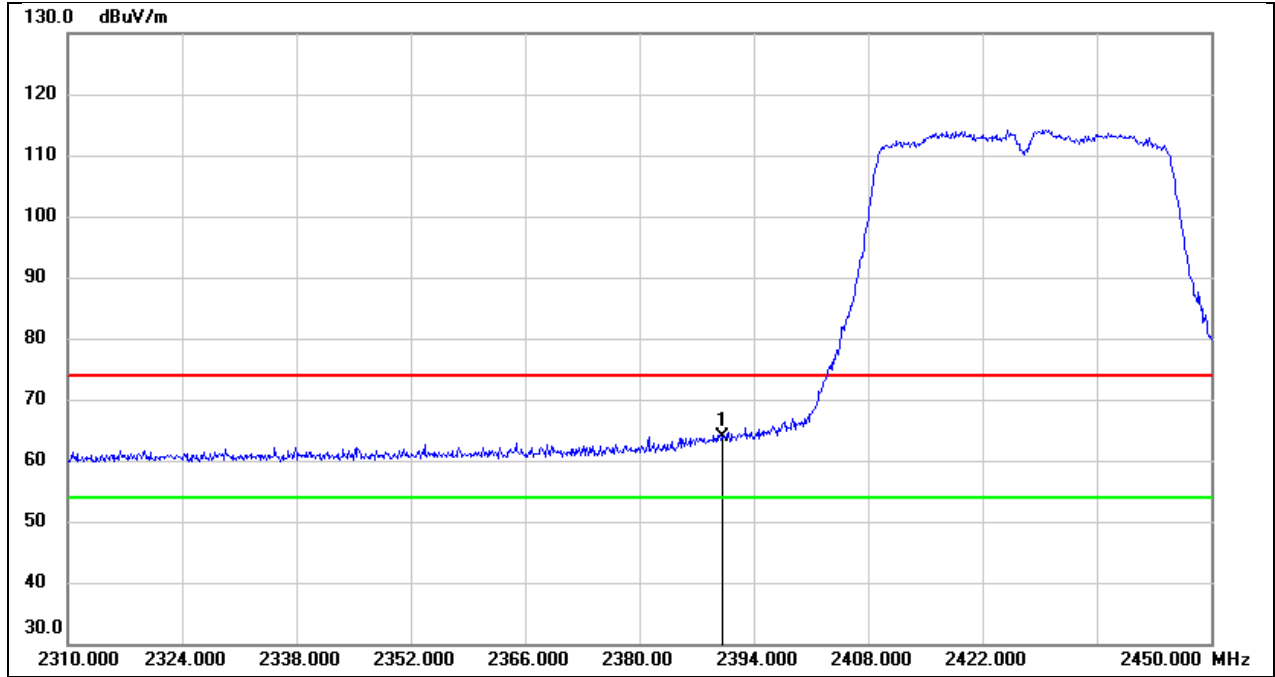
No.	Frequency (MHz)	Reading (dBuV)	Correct (dB/m)	Result (dBuV/m)	Limit (dBuV/m)	Margin (dB)	Remark
1	2388.030	33.67	32.16	65.83	74.00	-8.17	peak
2	2390.000	32.09	32.16	64.25	74.00	-9.75	peak

Test Mode:	802.11n HT40 AV	Frequency(MHz):	2422
Polarity:	Horizontal	Test Voltage:	DC 48 V



No.	Frequency (MHz)	Reading (dBuV)	Correct (dB/m)	Result (dBuV/m)	Limit (dBuV/m)	Margin (dB)	Remark
1	2388.030	19.07	32.16	51.23	54.00	-2.77	AVG
2	2390.000	19.15	32.16	51.31	54.00	-2.69	AVG

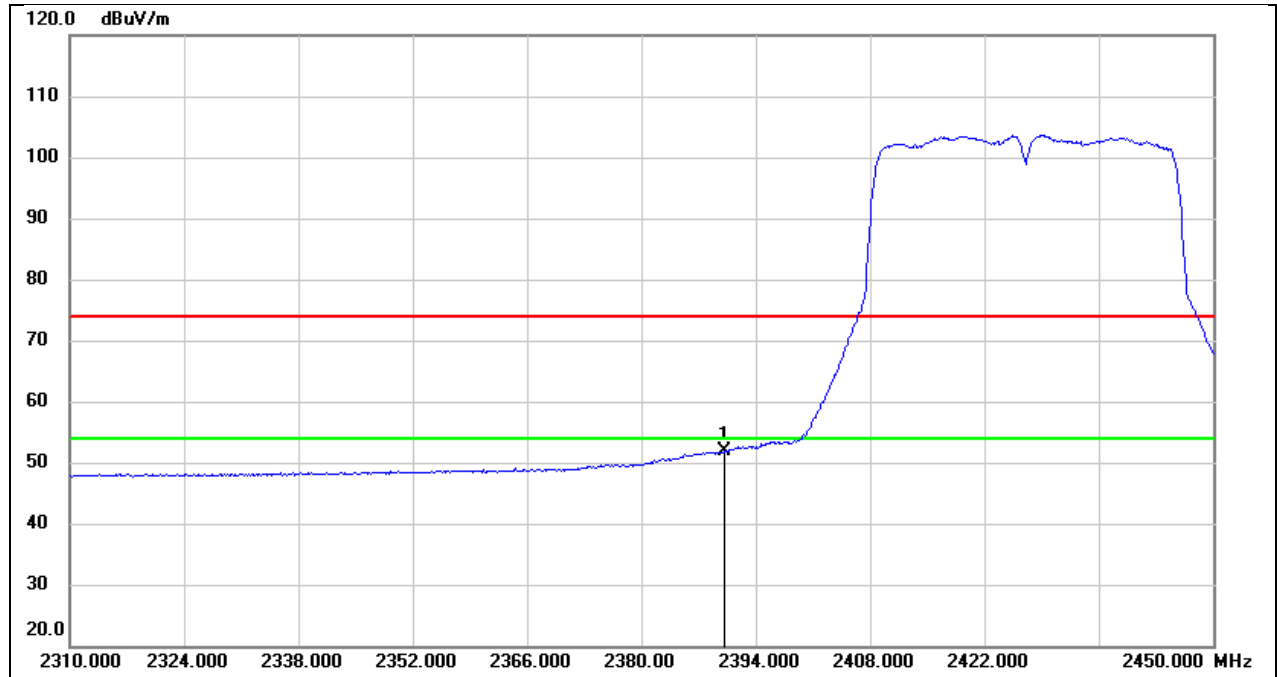
Test Mode:	802.11n HT40 PK	Frequency(MHz):	2427
Polarity:	Horizontal	Test Voltage:	DC 48 V



No.	Frequency (MHz)	Reading (dBuV)	Correct (dB/m)	Result (dBuV/m)	Limit (dBuV/m)	Margin (dB)	Remark
1	2390.000	31.81	32.16	63.97	74.00	-10.03	peak

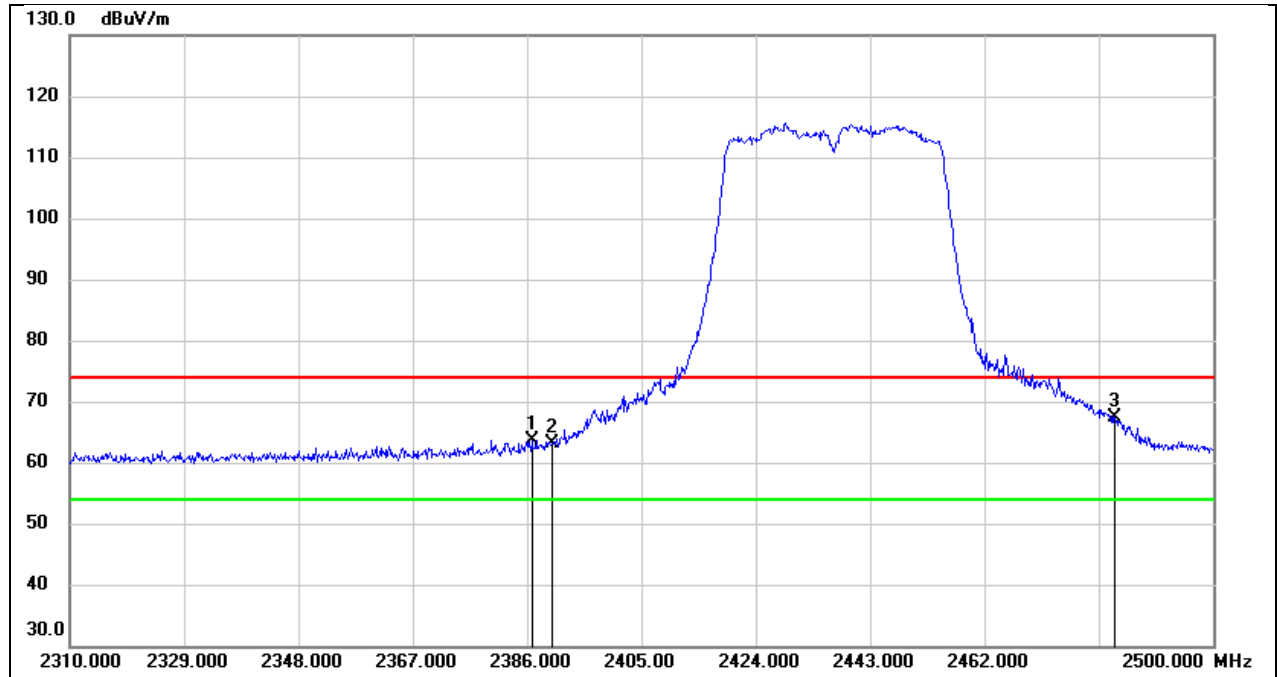


Test Mode:	802.11n HT40 AV	Frequency(MHz):	2427
Polarity:	Horizontal	Test Voltage:	DC 48 V



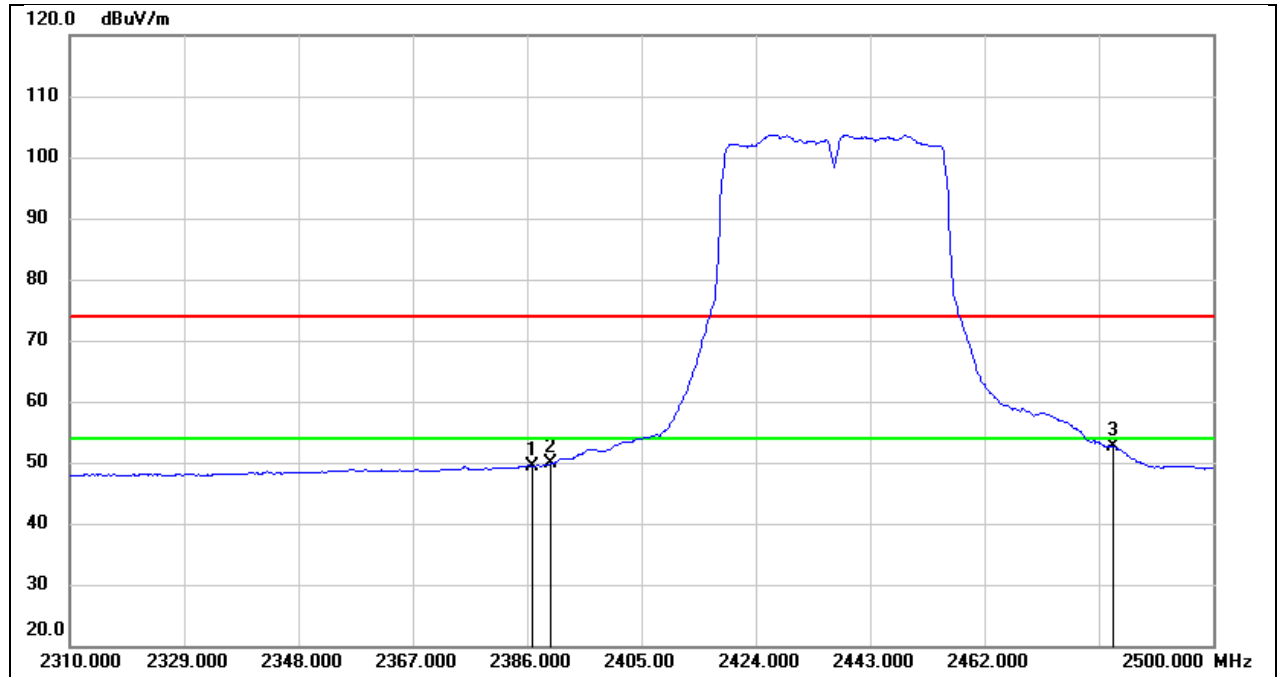
No.	Frequency (MHz)	Reading (dBuV)	Correct (dB/m)	Result (dBuV/m)	Limit (dBuV/m)	Margin (dB)	Remark
1	2390.000	19.76	32.16	51.92	54.00	-2.08	AVG

Test Mode:	802.11n HT40 PK	Frequency(MHz):	2437
Polarity:	Horizontal	Test Voltage:	DC 48 V



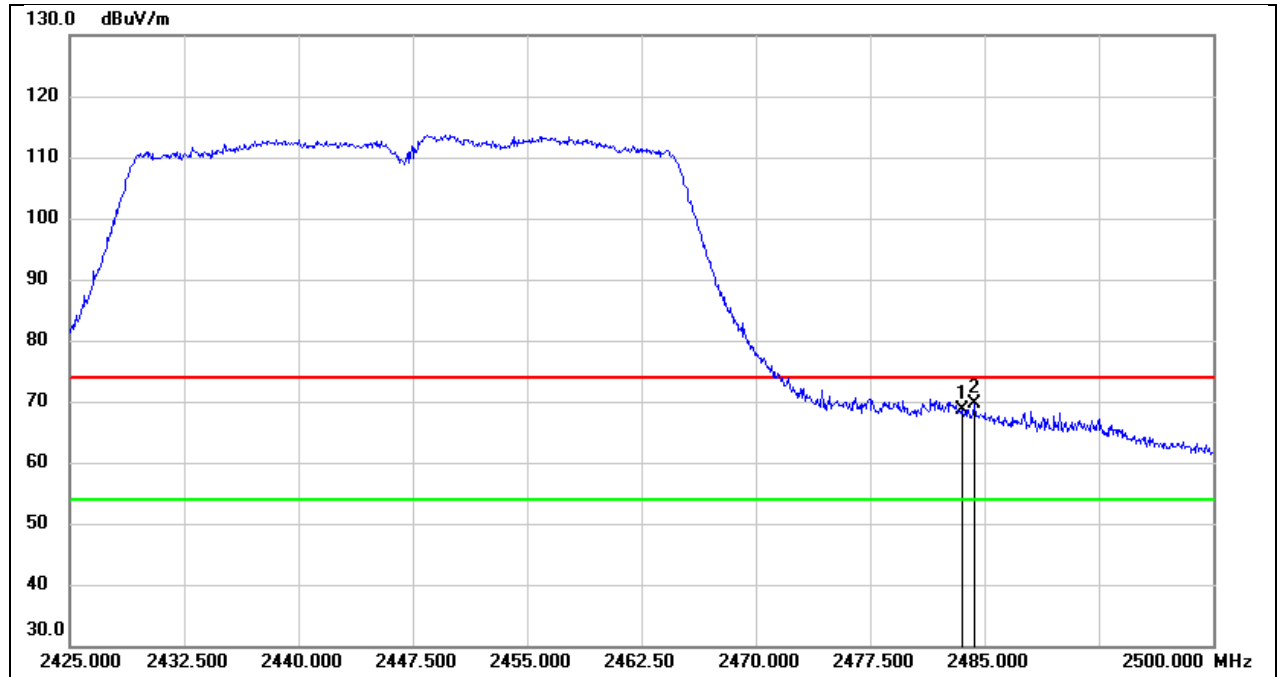
No.	Frequency (MHz)	Reading (dBuV)	Correct (dB/m)	Result (dBuV/m)	Limit (dBuV/m)	Margin (dB)	Remark
1	2386.760	31.41	32.15	63.56	74.00	-10.44	peak
2	2390.000	31.03	32.16	63.19	74.00	-10.81	peak
3	2483.500	35.06	32.44	67.50	74.00	-6.50	peak

Test Mode:	802.11n HT40 AV	Frequency(MHz):	2437
Polarity:	Horizontal	Test Voltage:	DC 48 V



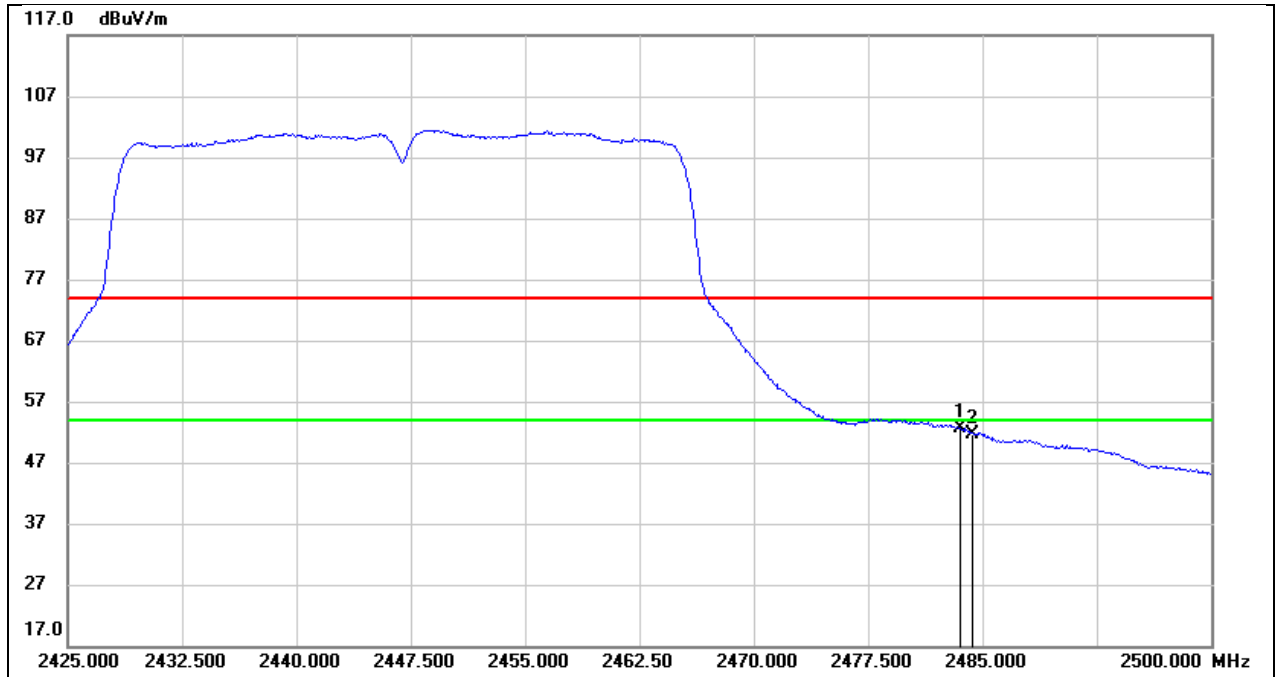
No.	Frequency (MHz)	Reading (dBuV)	Correct (dB/m)	Result (dBuV/m)	Limit (dBuV/m)	Margin (dB)	Remark
1	2386.760	17.24	32.15	49.39	54.00	-4.61	AVG
2	2390.000	17.64	32.16	49.80	54.00	-4.20	AVG
3	2483.500	20.12	32.44	52.56	54.00	-1.44	AVG

Test Mode:	802.11n HT40 PK	Frequency(MHz):	2447
Polarity:	Horizontal	Test Voltage:	DC 48 V



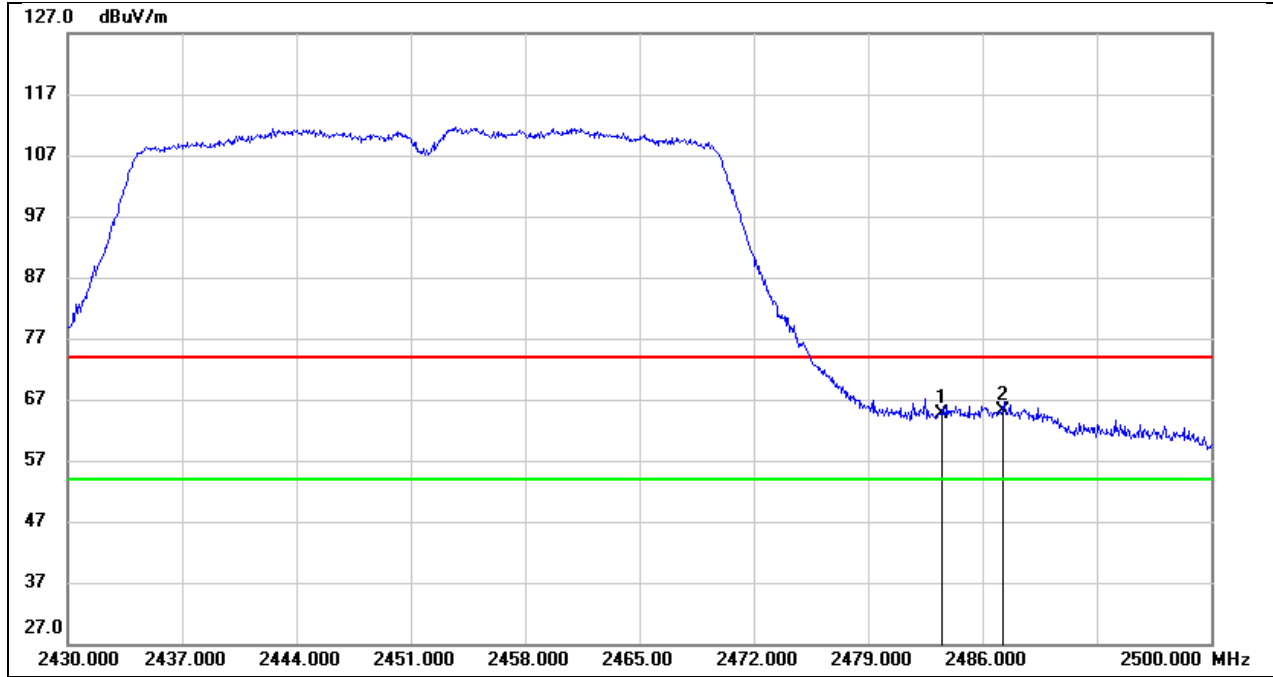
No.	Frequency (MHz)	Reading (dBuV)	Correct (dB/m)	Result (dBuV/m)	Limit (dBuV/m)	Margin (dB)	Remark
1	2483.500	36.19	32.44	68.63	74.00	-5.37	peak
2	2484.325	37.08	32.44	69.52	74.00	-4.48	peak

Test Mode:	802.11n HT40 AV	Frequency(MHz):	2447
Polarity:	Horizontal	Test Voltage:	DC 48 V



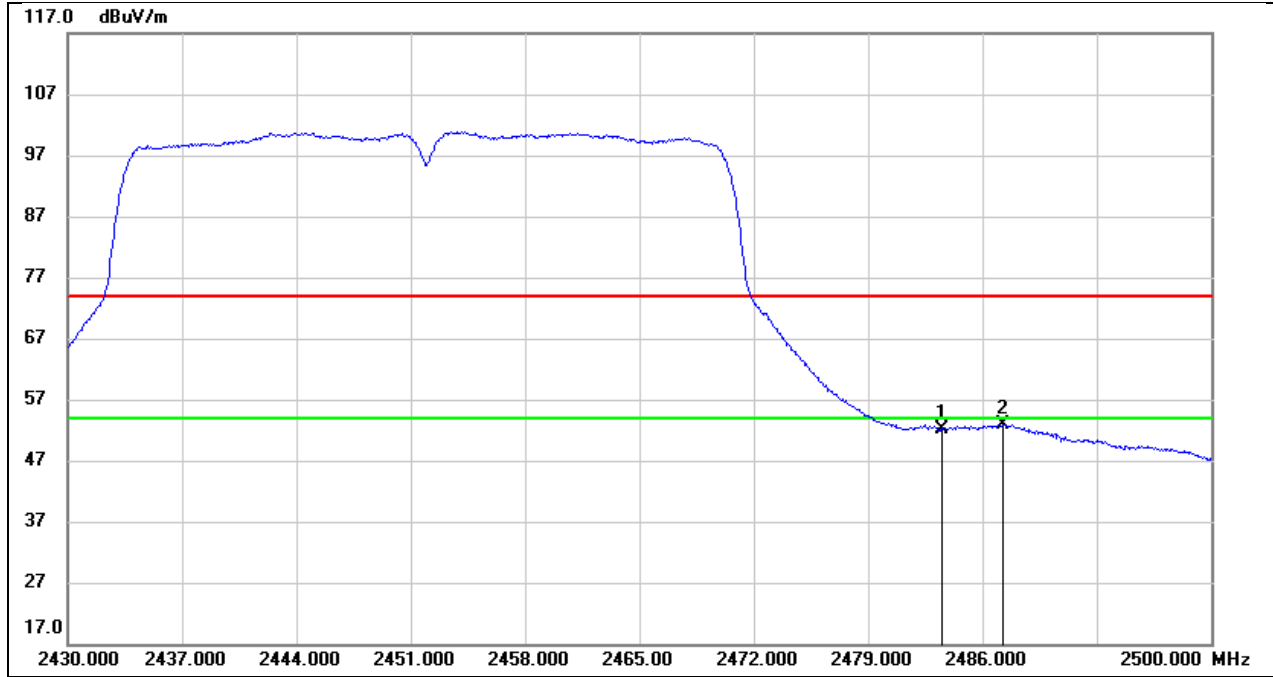
No.	Frequency (MHz)	Reading (dBuV)	Correct (dB/m)	Result (dBuV/m)	Limit (dBuV/m)	Margin (dB)	Remark
1	2483.500	20.14	32.44	52.58	54.00	-1.42	AVG
2	2484.325	19.27	32.44	51.71	54.00	-2.29	AVG

Test Mode:	802.11n HT40 PK	Frequency(MHz):	2452
Polarity:	Horizontal	Test Voltage:	DC 48 V



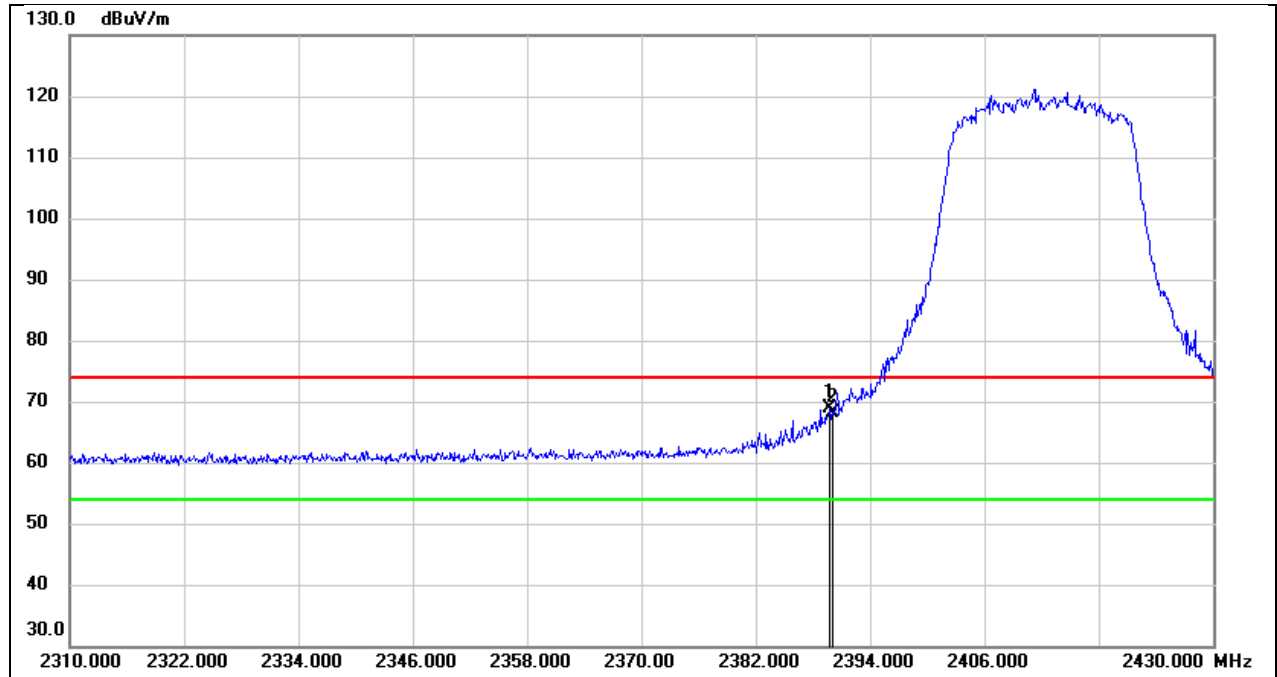
No.	Frequency (MHz)	Reading (dBuV)	Correct (dB/m)	Result (dBuV/m)	Limit (dBuV/m)	Margin (dB)	Remark
1	2483.500	32.31	32.44	64.75	74.00	-9.25	peak
2	2487.260	32.73	32.45	65.18	74.00	-8.82	peak

Test Mode:	802.11n HT40 AV	Frequency(MHz):	2452
Polarity:	Horizontal	Test Voltage:	DC 48 V



No.	Frequency (MHz)	Reading (dBuV)	Correct (dB/m)	Result (dBuV/m)	Limit (dBuV/m)	Margin (dB)	Remark
1	2483.500	19.69	32.44	52.13	54.00	-1.87	AVG
2	2487.260	20.40	32.45	52.85	54.00	-1.15	AVG

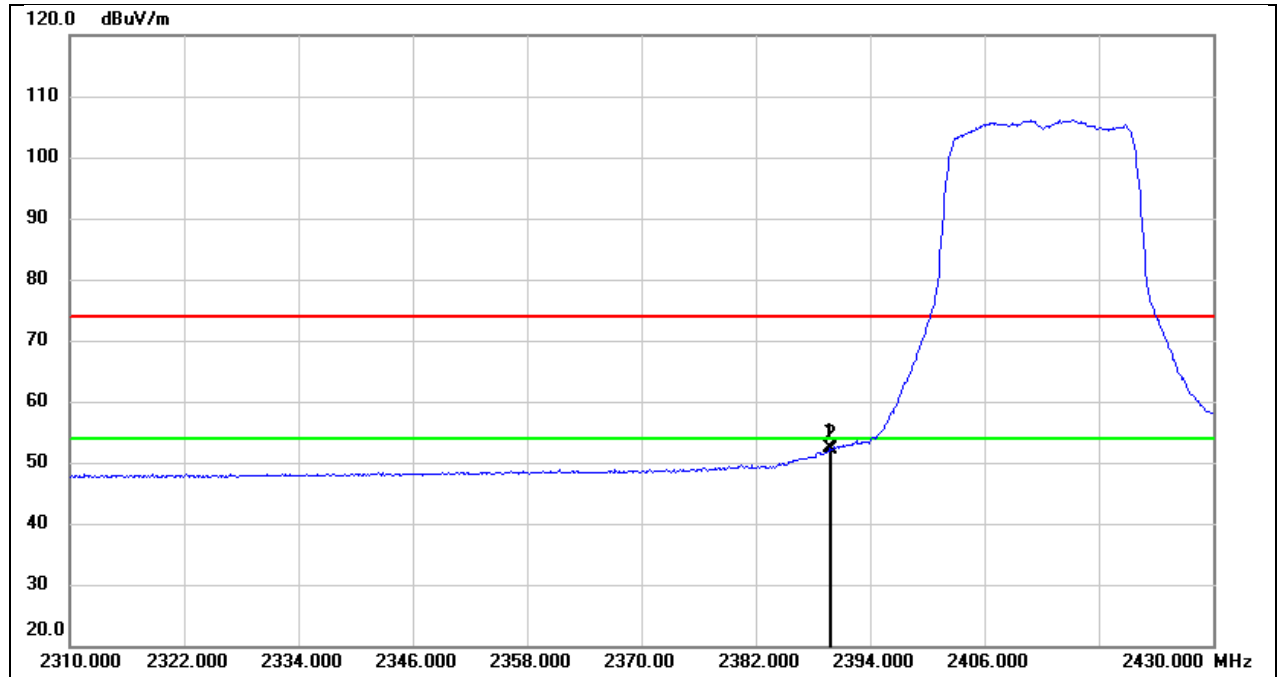
Test Mode:	802.11ax HE20 PK	Frequency(MHz):	2412
Polarity:	Horizontal	Test Voltage:	DC 48 V



No.	Frequency (MHz)	Reading (dBuV)	Correct (dB/m)	Result (dBuV/m)	Limit (dBuV/m)	Margin (dB)	Remark
1	2389.800	36.78	32.16	68.94	74.00	-5.06	peak
2	2390.000	36.00	32.16	68.16	74.00	-5.84	peak

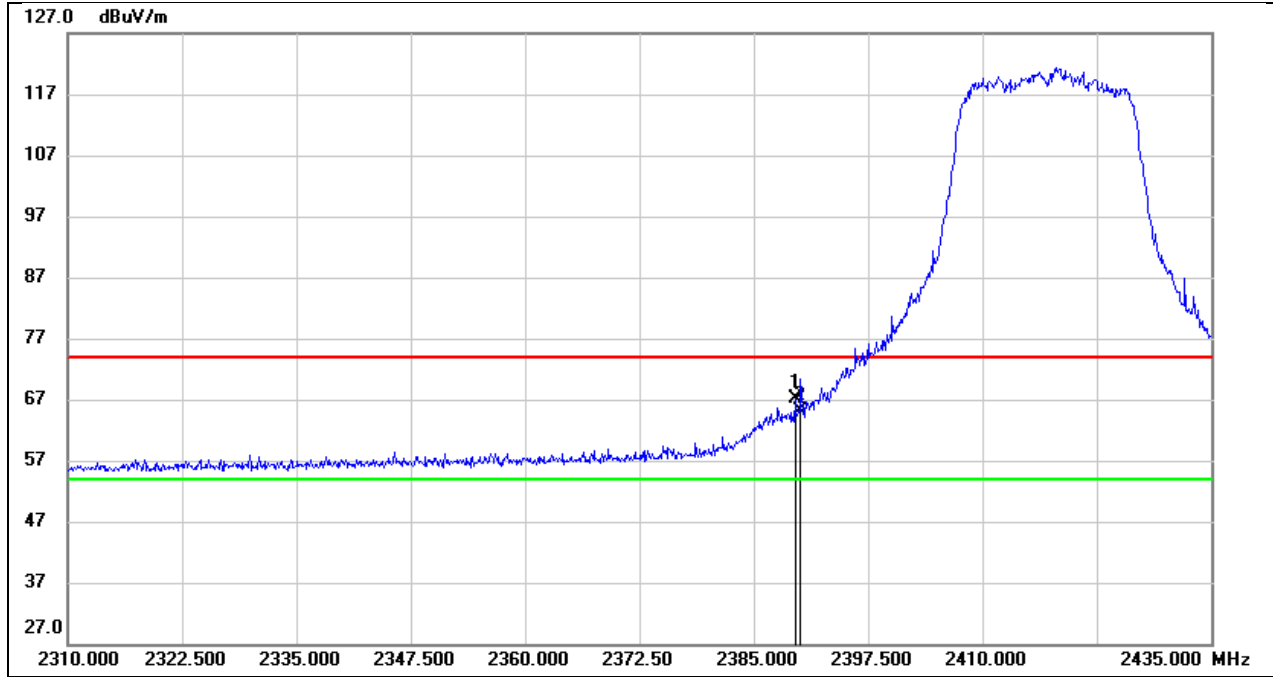


Test Mode:	802.11ax HE20 AV	Frequency(MHz):	2412
Polarity:	Horizontal	Test Voltage:	DC 48 V



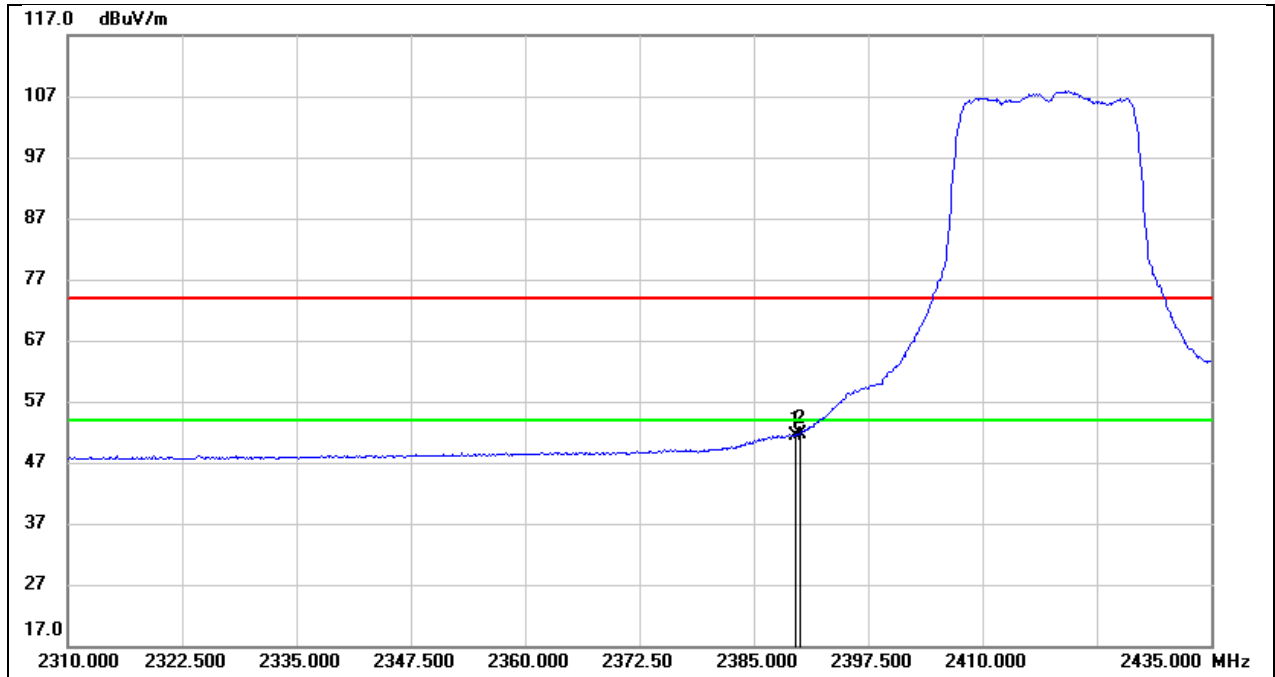
No.	Frequency (MHz)	Reading (dBuV)	Correct (dB/m)	Result (dBuV/m)	Limit (dBuV/m)	Margin (dB)	Remark
1	2389.800	20.17	32.16	52.33	54.00	-1.67	AVG
2	2390.000	20.06	32.16	52.22	54.00	-1.78	AVG

Test Mode:	802.11ax HE20 PK	Frequency(MHz):	2417
Polarity:	Horizontal	Test Voltage:	DC 48 V



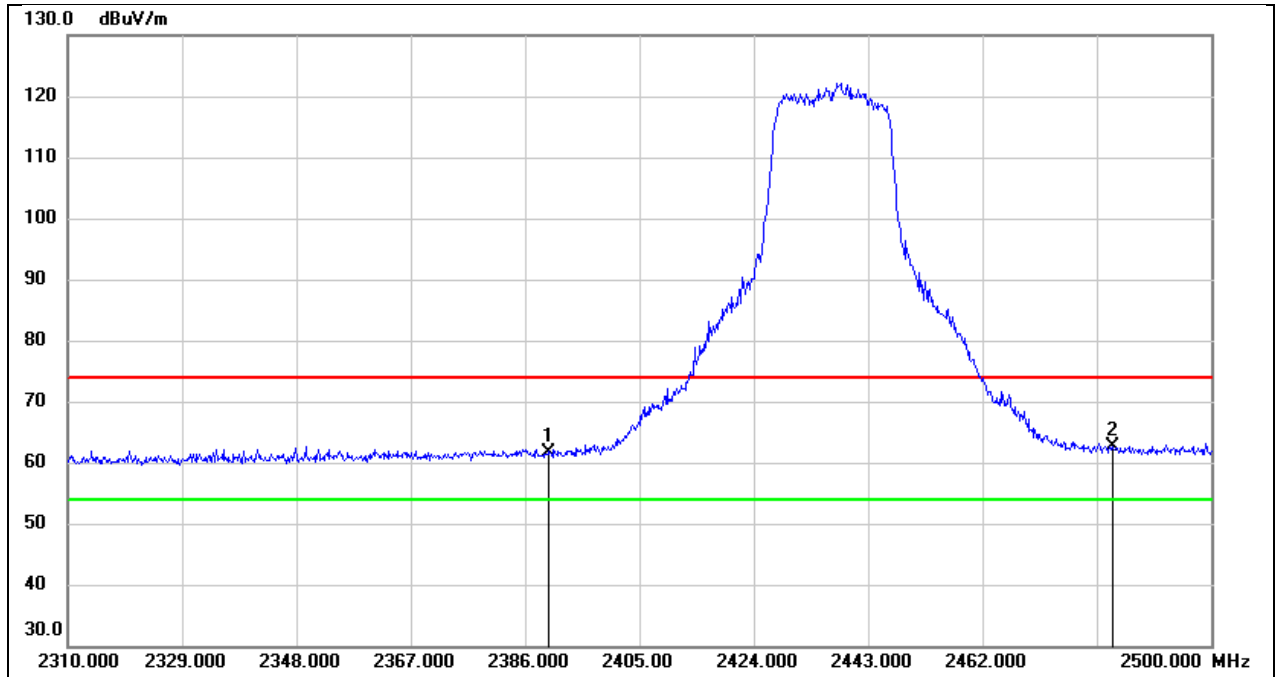
No.	Frequency (MHz)	Reading (dBuV)	Correct (dB/m)	Result (dBuV/m)	Limit (dBuV/m)	Margin (dB)	Remark
1	2389.500	34.93	32.16	67.09	74.00	-6.91	peak
2	2390.000	32.90	32.16	65.06	74.00	-8.94	peak

Test Mode:	802.11ax HE20 AV	Frequency(MHz):	2417
Polarity:	Horizontal	Test Voltage:	DC 48 V



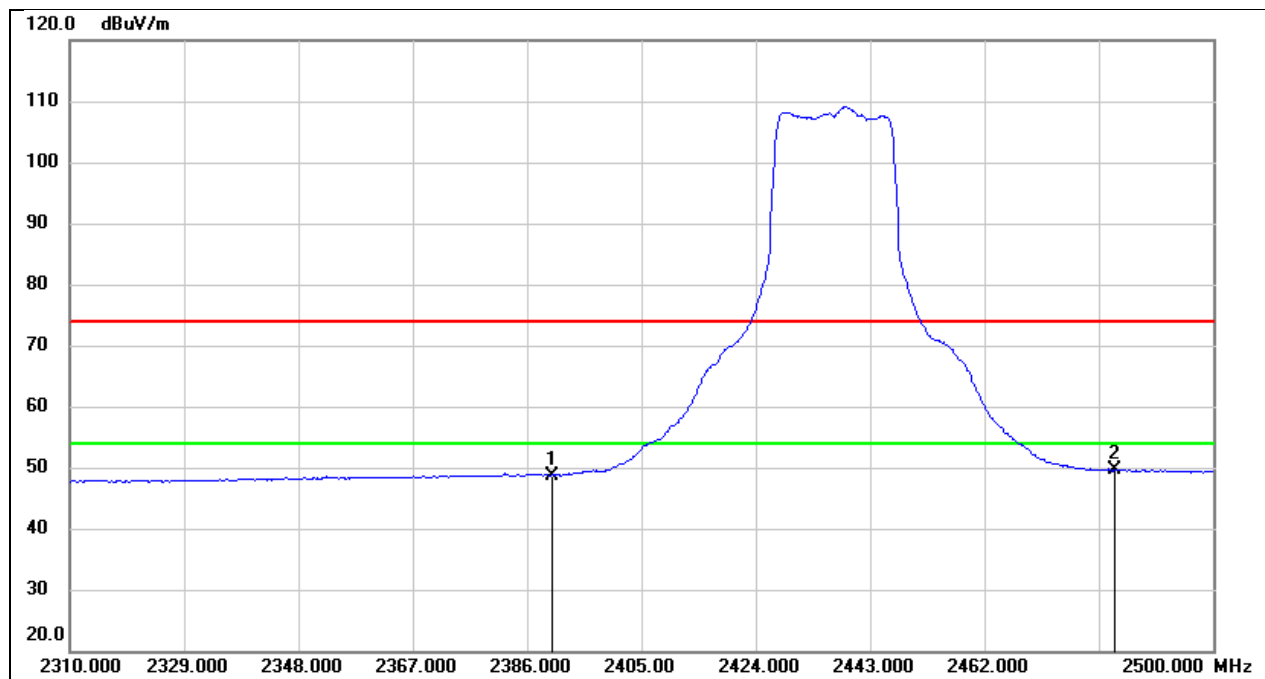
No.	Frequency (MHz)	Reading (dBuV)	Correct (dB/m)	Result (dBuV/m)	Limit (dBuV/m)	Margin (dB)	Remark
1	2389.500	19.21	32.16	51.37	54.00	-2.63	AVG
2	2390.000	19.56	32.16	51.72	54.00	-2.28	AVG

Test Mode:	802.11ax HE20 PK	Frequency(MHz):	2437
Polarity:	Horizontal	Test Voltage:	DC 48 V



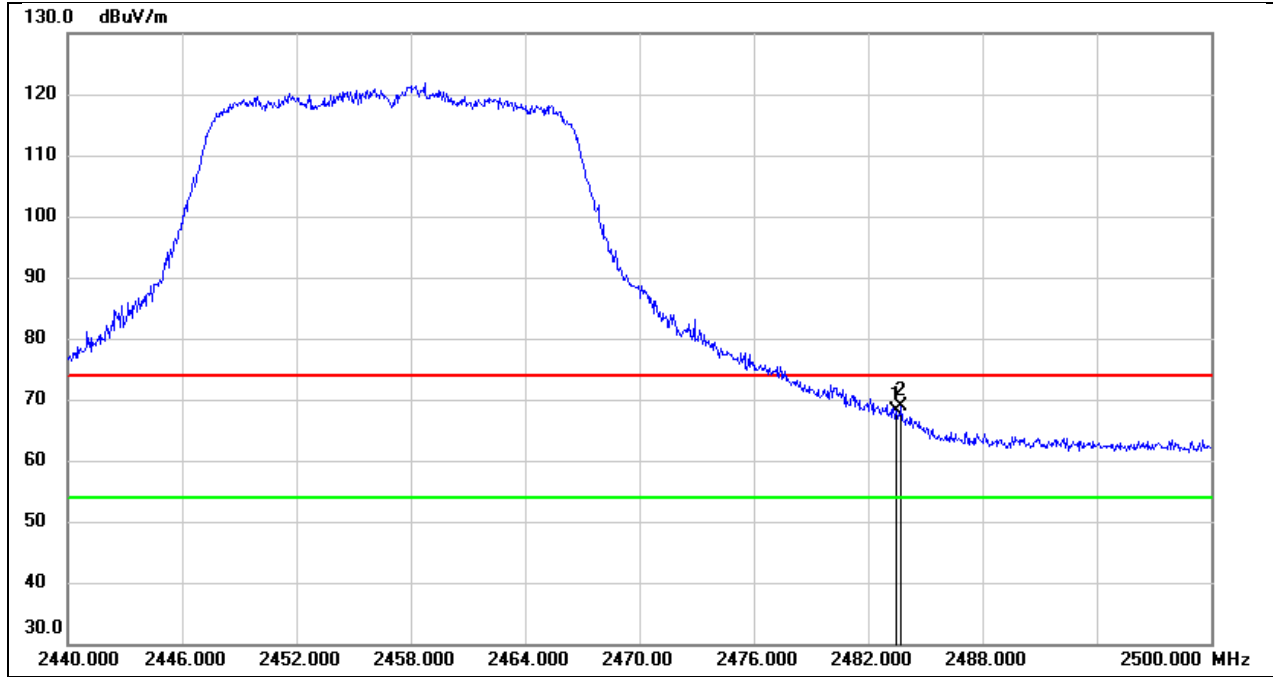
No.	Frequency (MHz)	Reading (dBuV)	Correct (dB/m)	Result (dBuV/m)	Limit (dBuV/m)	Margin (dB)	Remark
1	2390.000	29.38	32.16	61.54	74.00	-12.46	peak
2	2483.500	30.29	32.44	62.73	74.00	-11.27	peak

Test Mode:	802.11ax HE20 AV	Frequency(MHz):	2437
Polarity:	Horizontal	Test Voltage:	DC 48 V



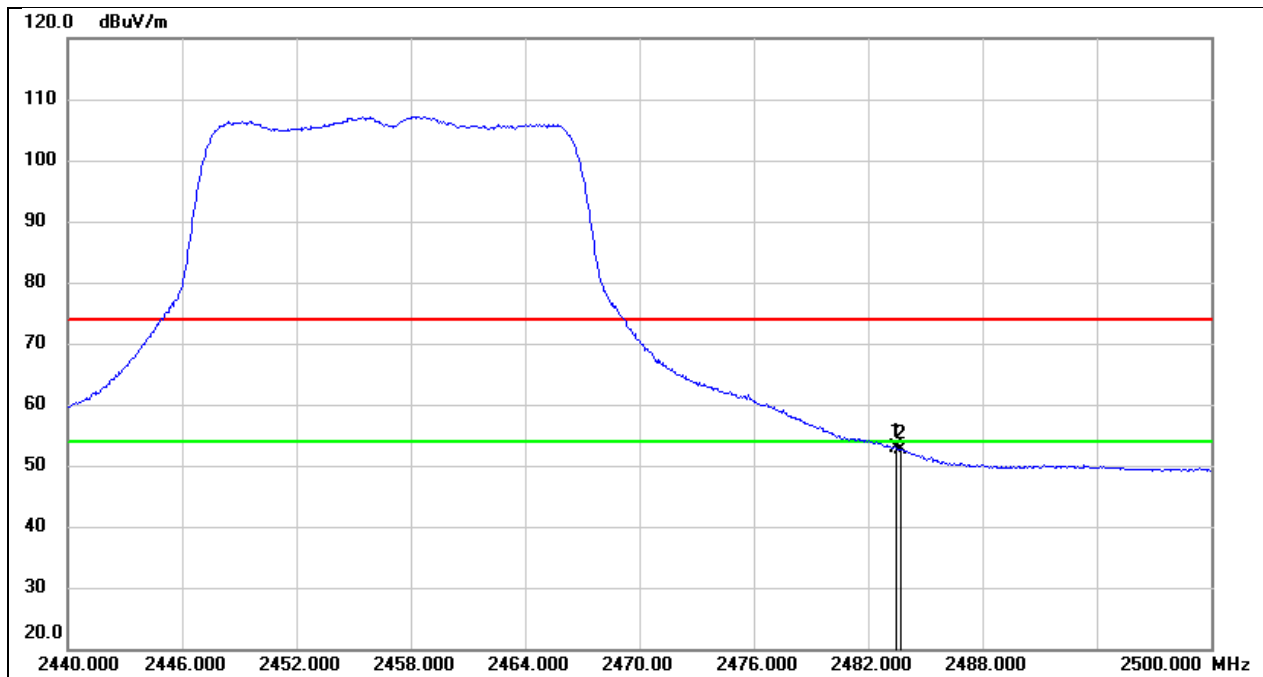
No.	Frequency (MHz)	Reading (dBuV)	Correct (dB/m)	Result (dBuV/m)	Limit (dBuV/m)	Margin (dB)	Remark
1	2390.000	16.59	32.16	48.75	54.00	-5.25	AVG
2	2483.500	17.19	32.44	49.63	54.00	-4.37	AVG

Test Mode:	802.11ax HE20 PK	Frequency(MHz):	2457
Polarity:	Horizontal	Test Voltage:	DC 48 V



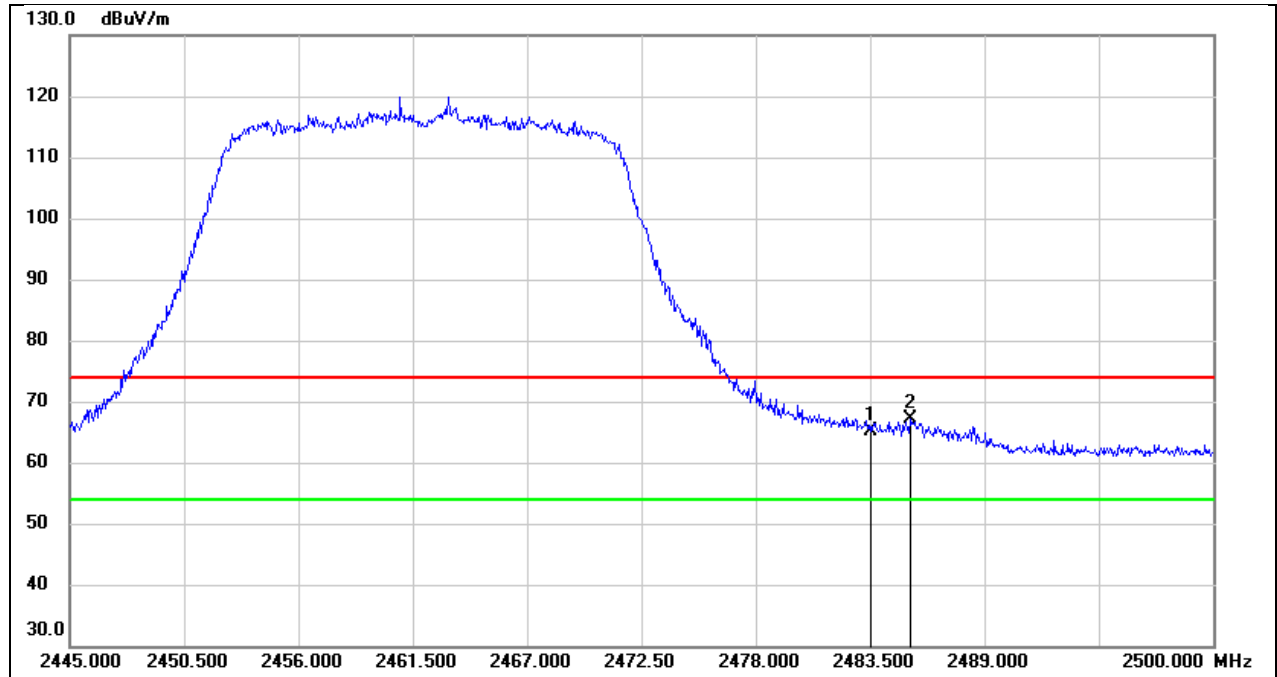
No.	Frequency (MHz)	Reading (dBuV)	Correct (dB/m)	Result (dBuV/m)	Limit (dBuV/m)	Margin (dB)	Remark
1	2483.500	35.65	32.44	68.09	74.00	-5.91	peak
2	2483.740	36.38	32.44	68.82	74.00	-5.18	peak

Test Mode:	802.11ax HE20 AV	Frequency(MHz):	2457
Polarity:	Horizontal	Test Voltage:	DC 48 V



No.	Frequency (MHz)	Reading (dBuV)	Correct (dB/m)	Result (dBuV/m)	Limit (dBuV/m)	Margin (dB)	Remark
1	2483.500	20.44	32.44	52.88	54.00	-1.12	AVG
2	2483.740	20.13	32.44	52.57	54.00	-1.43	AVG

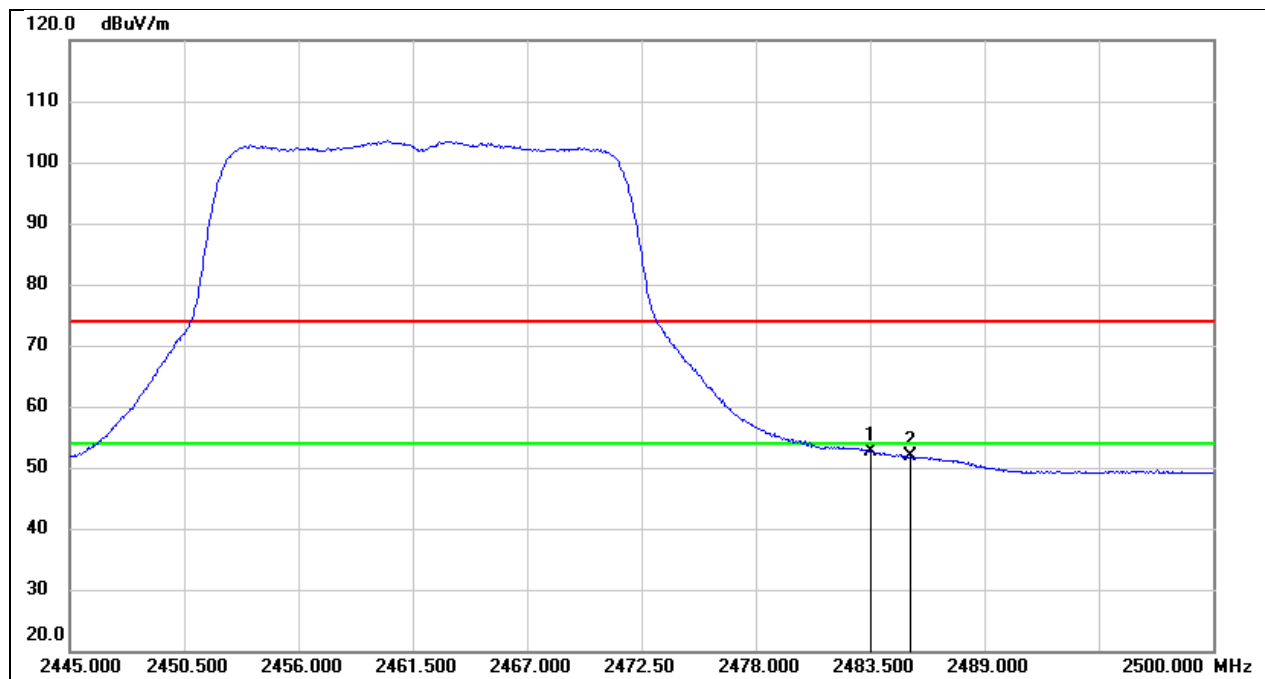
Test Mode:	802.11ax HE20 PK	Frequency(MHz):	2462
Polarity:	Horizontal	Test Voltage:	DC 48 V



No.	Frequency (MHz)	Reading (dBuV)	Correct (dB/m)	Result (dBuV/m)	Limit (dBuV/m)	Margin (dB)	Remark
1	2483.500	32.81	32.44	65.25	74.00	-8.75	peak
2	2485.425	34.79	32.44	67.23	74.00	-6.77	peak

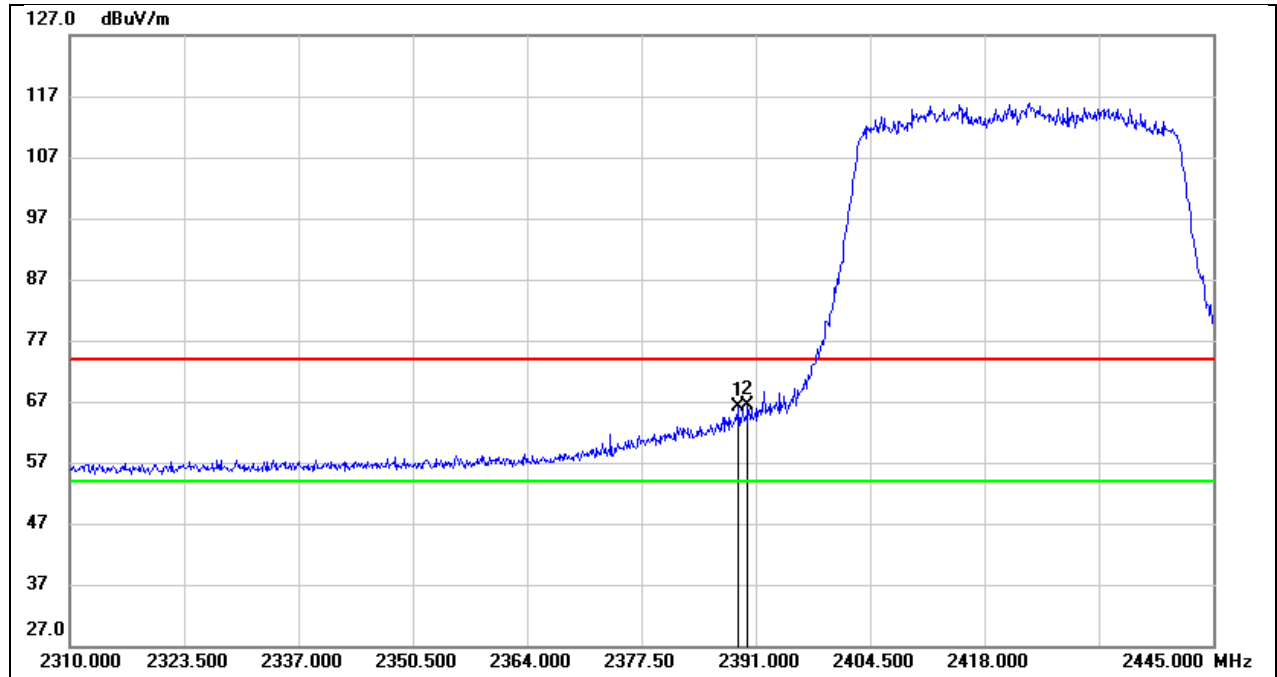


Test Mode:	802.11ax HE20 AV	Frequency(MHz):	2462
Polarity:	Horizontal	Test Voltage:	DC 48 V



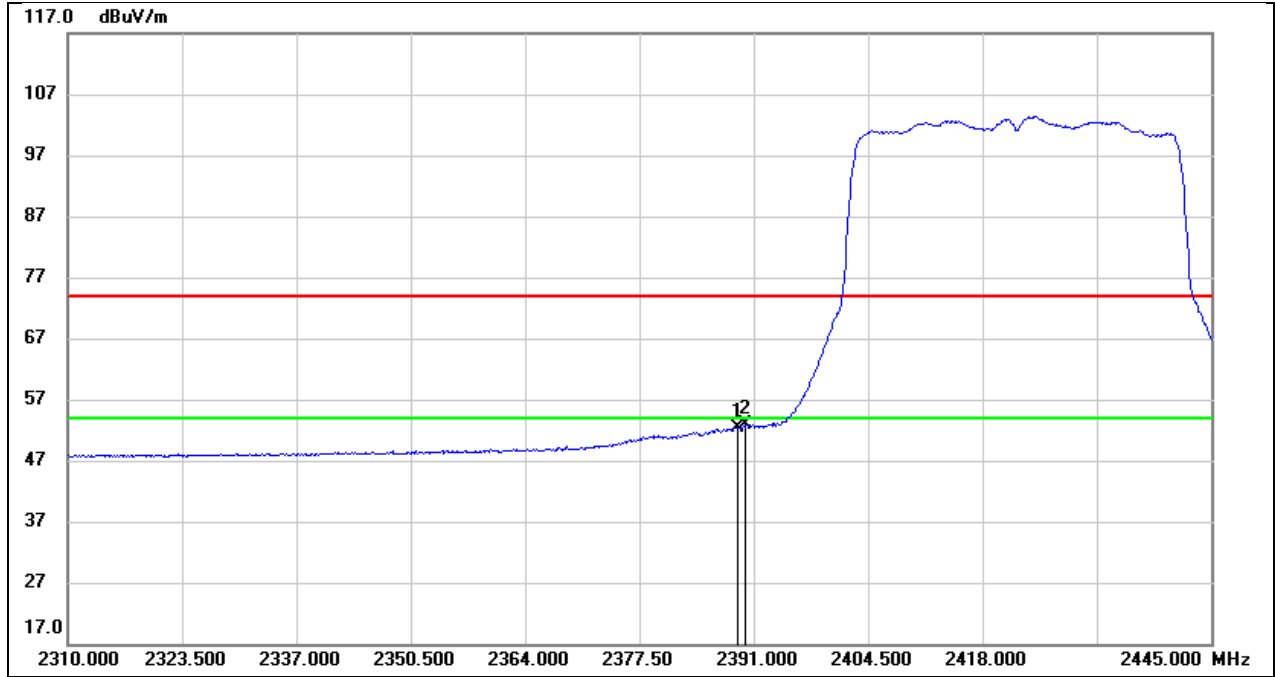
No.	Frequency (MHz)	Reading (dBuV)	Correct (dB/m)	Result (dBuV/m)	Limit (dBuV/m)	Margin (dB)	Remark
1	2483.500	20.20	32.44	52.64	54.00	-1.36	AVG
2	2485.425	19.39	32.44	51.83	54.00	-2.17	AVG

Test Mode:	802.11ax HE40 PK	Frequency(MHz):	2422
Polarity:	Horizontal	Test Voltage:	DC 48 V



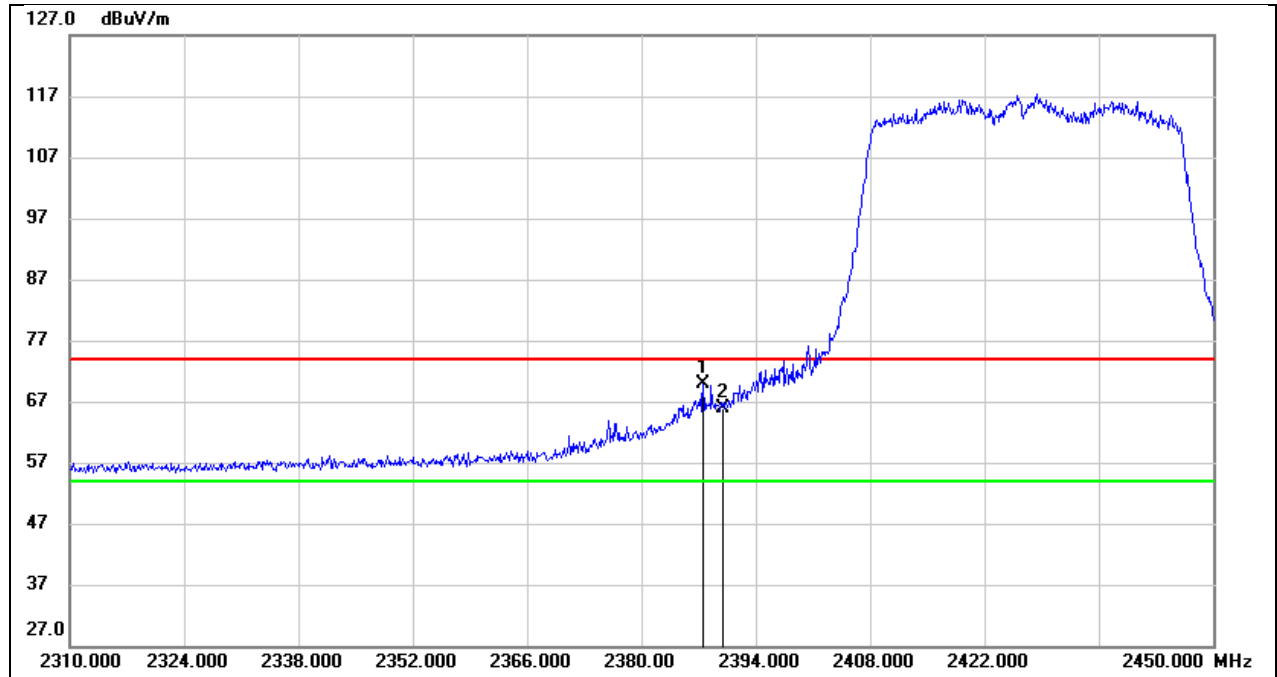
No.	Frequency (MHz)	Reading (dBuV)	Correct (dB/m)	Result (dBuV/m)	Limit (dBuV/m)	Margin (dB)	Remark
1	2388.975	34.09	32.16	66.25	74.00	-7.75	peak
2	2390.000	34.28	32.16	66.44	74.00	-7.56	peak

Test Mode:	802.11ax HE40 AV	Frequency(MHz):	2422
Polarity:	Horizontal	Test Voltage:	DC 48 V



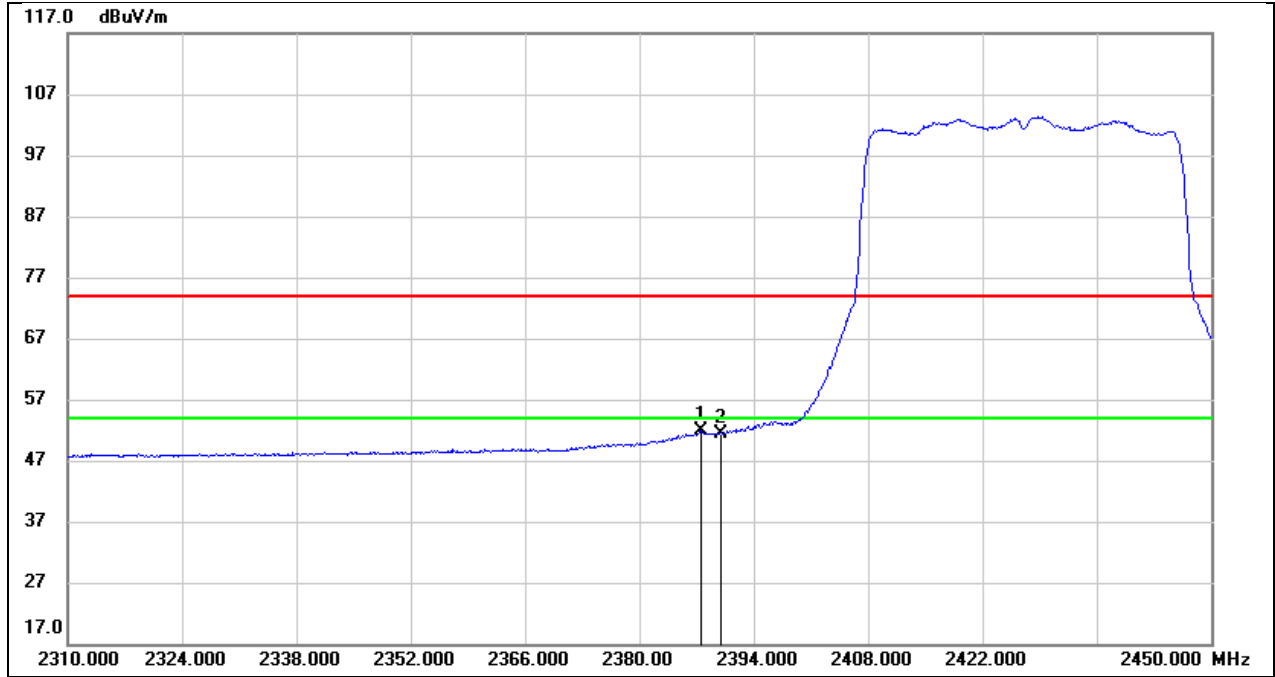
No.	Frequency (MHz)	Reading (dBuV)	Correct (dB/m)	Result (dBuV/m)	Limit (dBuV/m)	Margin (dB)	Remark
1	2388.975	20.23	32.16	52.39	54.00	-1.61	AVG
2	2390.000	20.61	32.16	52.77	54.00	-1.23	AVG

Test Mode:	802.11ax HE40 PK	Frequency(MHz):	2427
Polarity:	Horizontal	Test Voltage:	DC 48 V



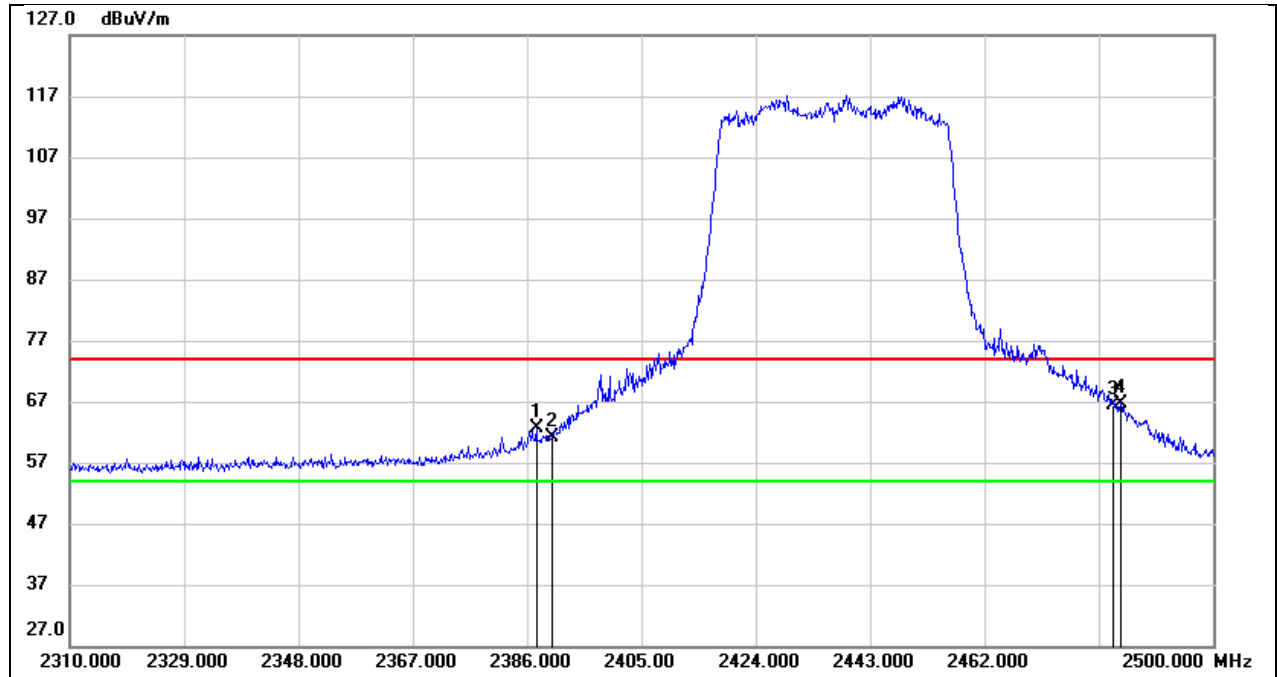
No.	Frequency (MHz)	Reading (dBuV)	Correct (dB/m)	Result (dBuV/m)	Limit (dBuV/m)	Margin (dB)	Remark
1	2387.560	37.73	32.16	69.89	74.00	-4.11	peak
2	2390.000	33.69	32.16	65.85	74.00	-8.15	peak

Test Mode:	802.11ax HE40 AV	Frequency(MHz):	2427
Polarity:	Horizontal	Test Voltage:	DC 48 V



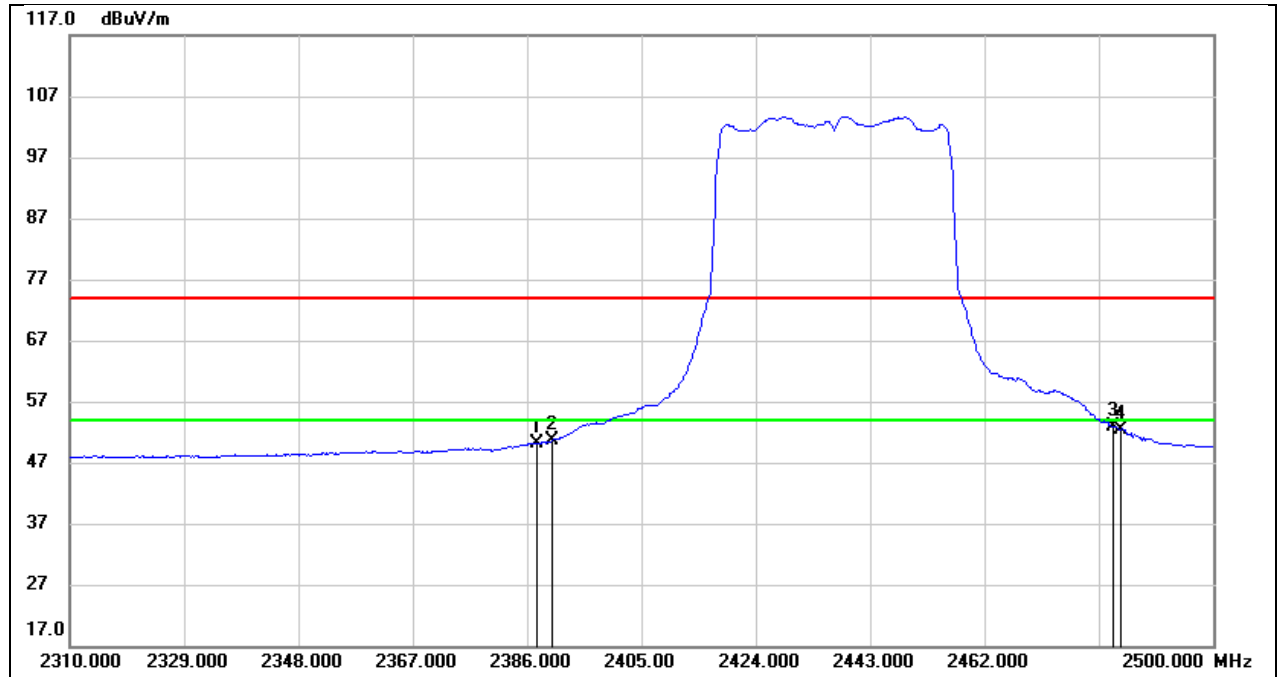
No.	Frequency (MHz)	Reading (dBuV)	Correct (dB/m)	Result (dBuV/m)	Limit (dBuV/m)	Margin (dB)	Remark
1	2387.560	19.82	32.16	51.98	54.00	-2.02	AVG
2	2390.000	19.11	32.16	51.27	54.00	-2.73	AVG

Test Mode:	802.11ax HE40 PK	Frequency(MHz):	2437
Polarity:	Horizontal	Test Voltage:	DC 48 V



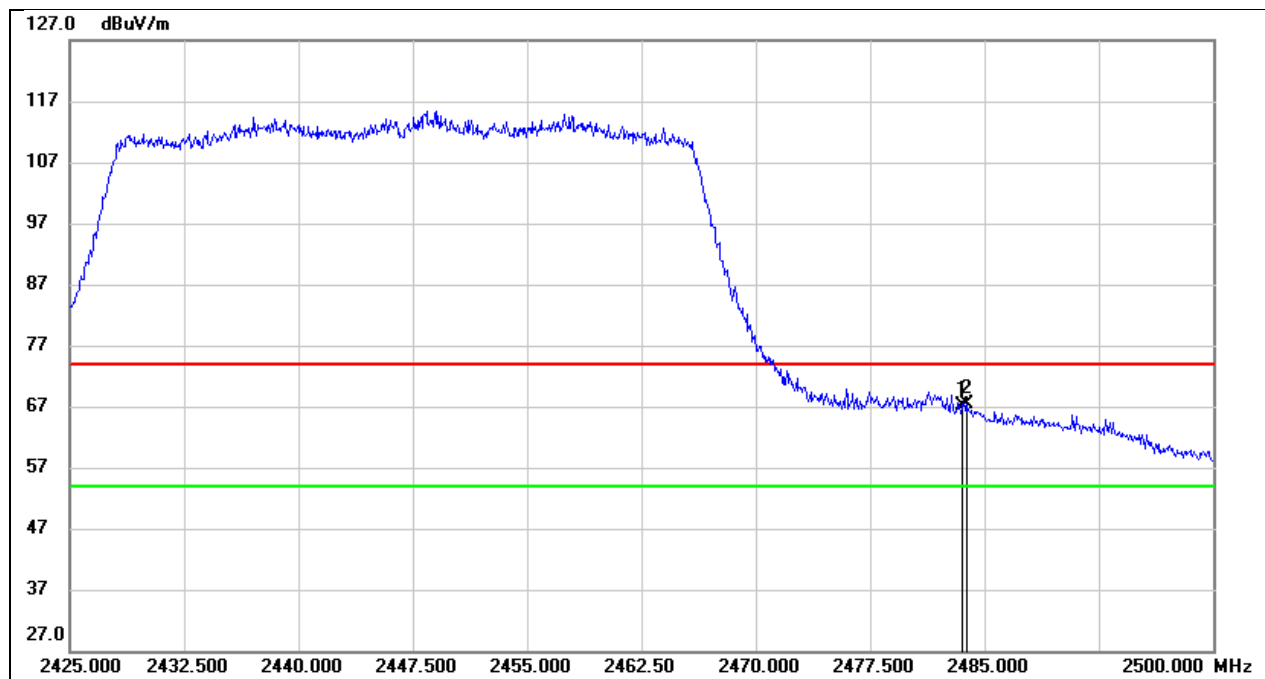
No.	Frequency (MHz)	Reading (dBuV)	Correct (dB/m)	Result (dBuV/m)	Limit (dBuV/m)	Margin (dB)	Remark
1	2387.520	30.45	32.16	62.61	74.00	-11.39	peak
2	2390.000	28.95	32.16	61.11	74.00	-12.89	peak
3	2483.500	33.91	32.44	66.35	74.00	-7.65	peak
4	2484.610	34.31	32.44	66.75	74.00	-7.25	peak

Test Mode:	802.11ax HE40 AV	Frequency(MHz):	2437
Polarity:	Horizontal	Test Voltage:	DC 48 V



No.	Frequency (MHz)	Reading (dBuV)	Correct (dB/m)	Result (dBuV/m)	Limit (dBuV/m)	Margin (dB)	Remark
1	2387.520	18.02	32.16	50.18	54.00	-3.82	AVG
2	2390.000	18.48	32.16	50.64	54.00	-3.36	AVG
3	2483.500	20.41	32.44	52.85	54.00	-1.15	AVG
4	2484.610	19.90	32.44	52.34	54.00	-1.66	AVG

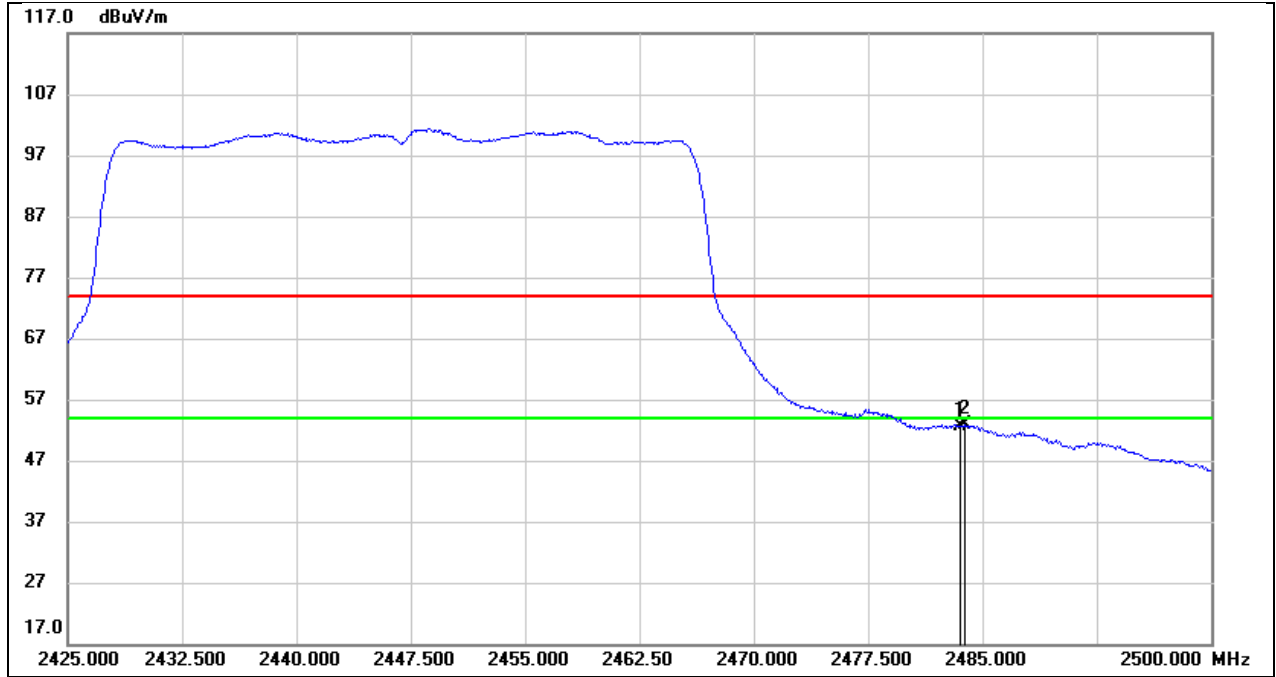
Test Mode:	802.11ax HE40 PK	Frequency(MHz):	2447
Polarity:	Horizontal	Test Voltage:	DC 48 V



No.	Frequency (MHz)	Reading (dBuV)	Correct (dB/m)	Result (dBuV/m)	Limit (dBuV/m)	Margin (dB)	Remark
1	2483.500	34.79	32.44	67.23	74.00	-6.77	peak
2	2483.875	35.03	32.44	67.47	74.00	-6.53	peak

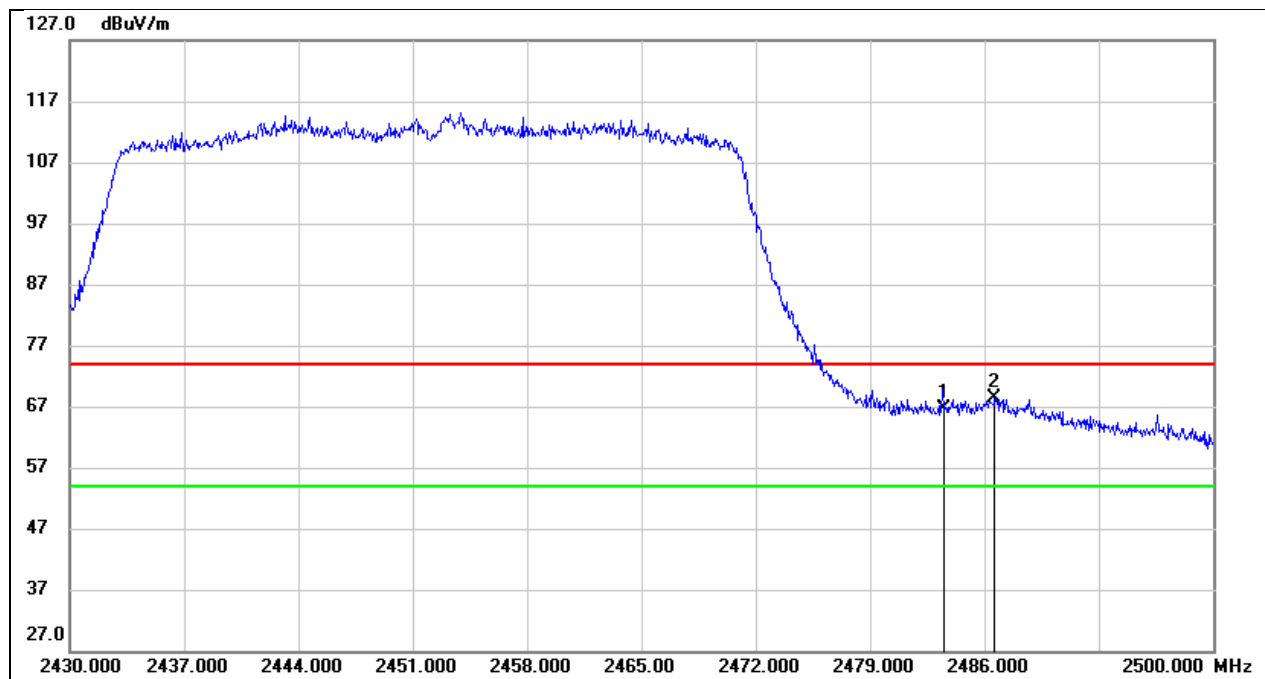


Test Mode:	802.11ax HE40 AV	Frequency(MHz):	2447
Polarity:	Horizontal	Test Voltage:	DC 48 V



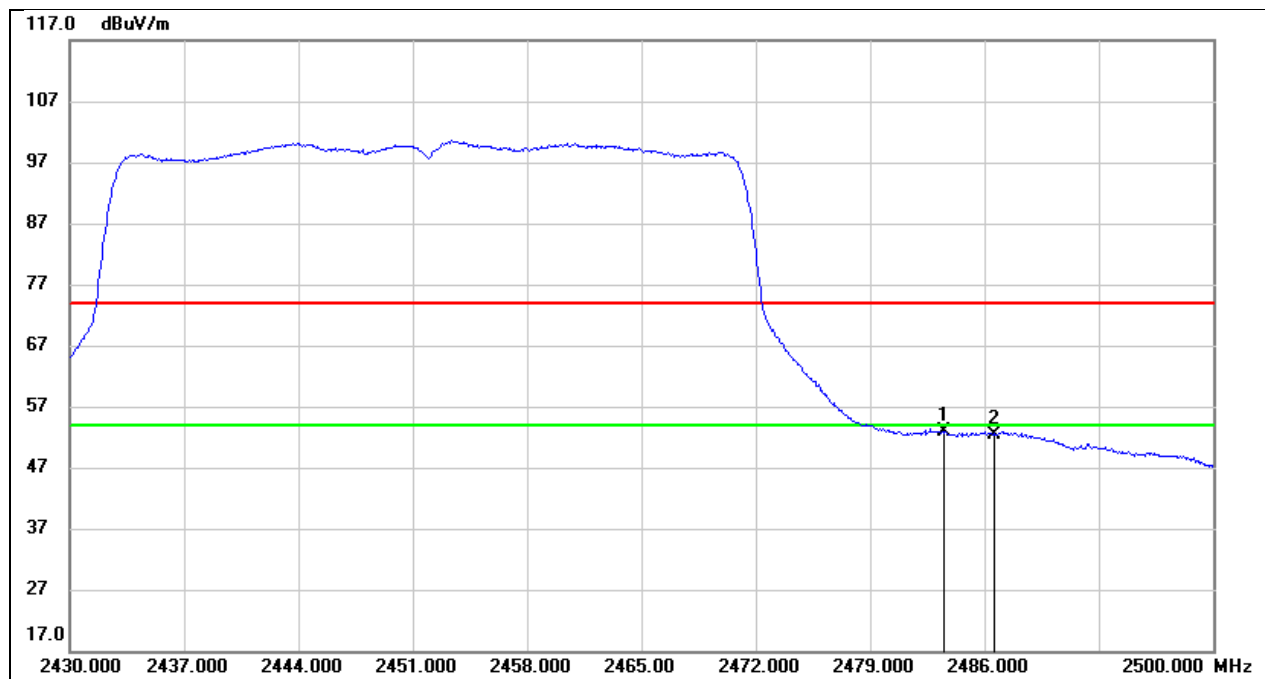
No.	Frequency (MHz)	Reading (dBuV)	Correct (dB/m)	Result (dBuV/m)	Limit (dBuV/m)	Margin (dB)	Remark
1	2483.500	20.07	32.44	52.51	54.00	-1.49	AVG
2	2483.875	20.35	32.44	52.79	54.00	-1.21	AVG

Test Mode:	802.11ax HE40 PK	Frequency(MHz):	2452
Polarity:	Horizontal	Test Voltage:	DC 48 V



No.	Frequency (MHz)	Reading (dBuV)	Correct (dB/m)	Result (dBuV/m)	Limit (dBuV/m)	Margin (dB)	Remark
1	2483.500	34.09	32.44	66.53	74.00	-7.47	peak
2	2486.630	35.90	32.45	68.35	74.00	-5.65	peak

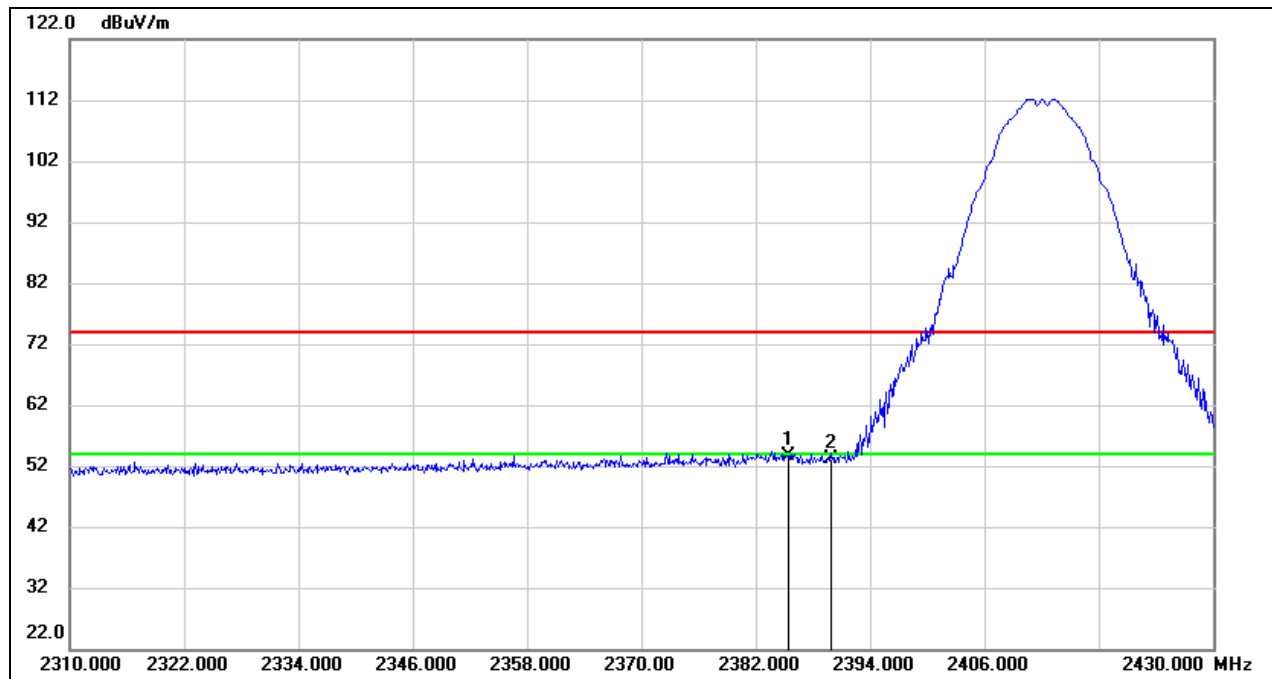
Test Mode:	802.11ax HE40 AV	Frequency(MHz):	2452
Polarity:	Horizontal	Test Voltage:	DC 48 V



No.	Frequency (MHz)	Reading (dBuV)	Correct (dB/m)	Result (dBuV/m)	Limit (dBuV/m)	Margin (dB)	Remark
1	2483.500	20.47	32.44	52.91	54.00	-1.09	AVG
2	2486.630	20.05	32.45	52.50	54.00	-1.50	AVG

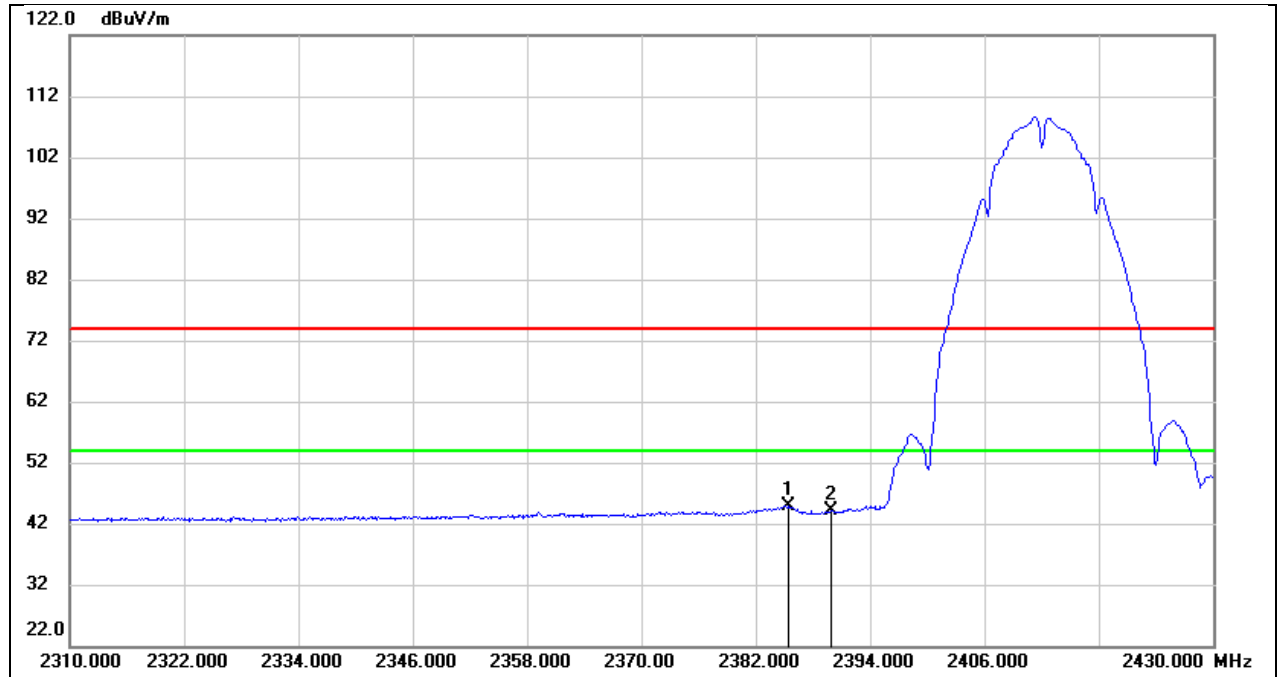
## 8.2. RESTRICTED BANDEDGE FOR VERTICAL ANTENNA

Test Mode:	802.11b PK	Frequency(MHz):	2412
Polarity:	Horizontal	Test Voltage:	DC 48 V



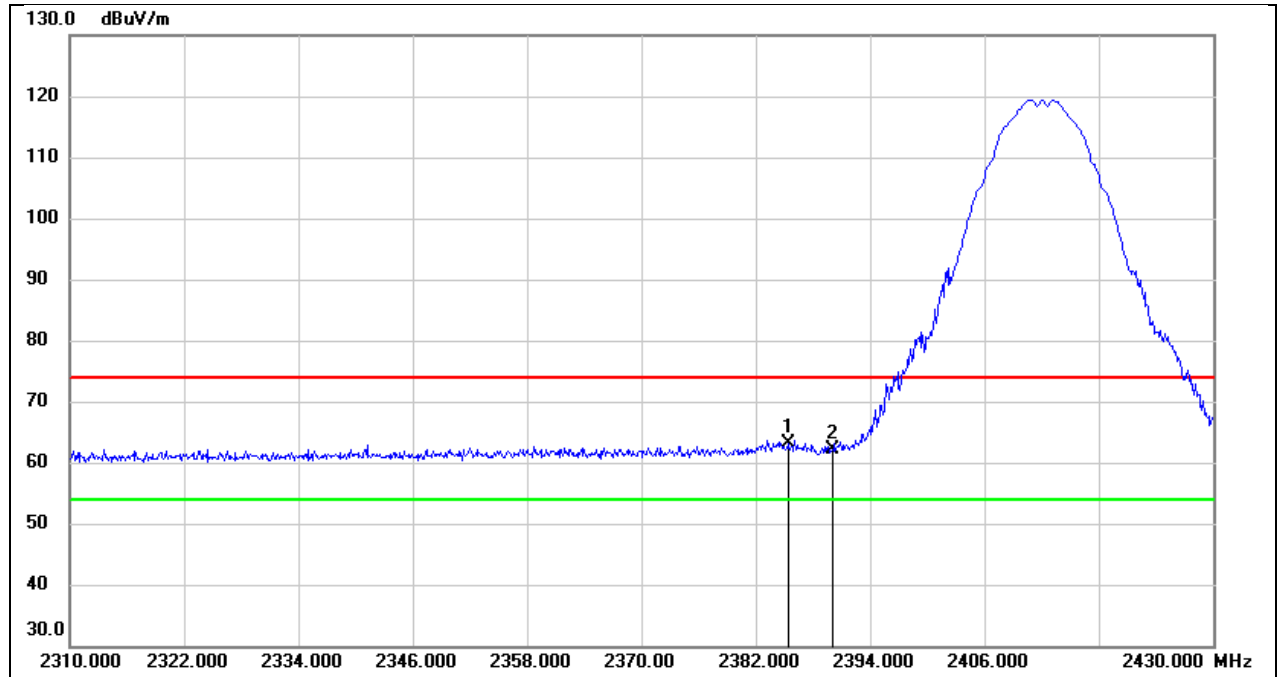
No.	Frequency (MHz)	Reading (dBuV)	Correct (dB/m)	Result (dBuV/m)	Limit (dBuV/m)	Margin (dB)	Remark
1	2385.360	21.45	32.14	53.59	74.00	-20.41	peak
2	2390.000	21.07	32.16	53.23	74.00	-20.77	peak

Test Mode:	802.11b AV	Frequency(MHz):	2412
Polarity:	Horizontal	Test Voltage:	DC 48 V



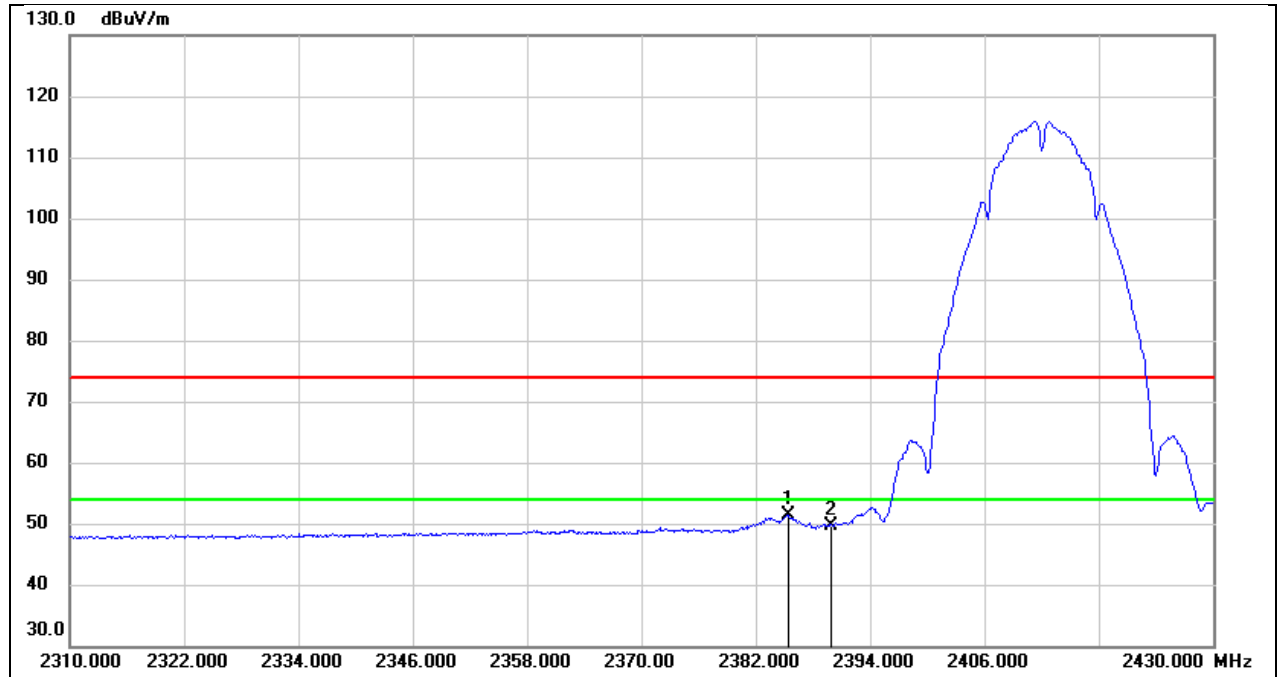
No.	Frequency (MHz)	Reading (dBuV)	Correct (dB/m)	Result (dBuV/m)	Limit (dBuV/m)	Margin (dB)	Remark
1	2385.360	12.70	32.14	44.84	54.00	-9.16	AVG
2	2390.000	11.87	32.16	44.03	54.00	-9.97	AVG

Test Mode:	802.11b PK	Frequency(MHz):	2412
Polarity:	Vertical	Test Voltage:	DC 48 V



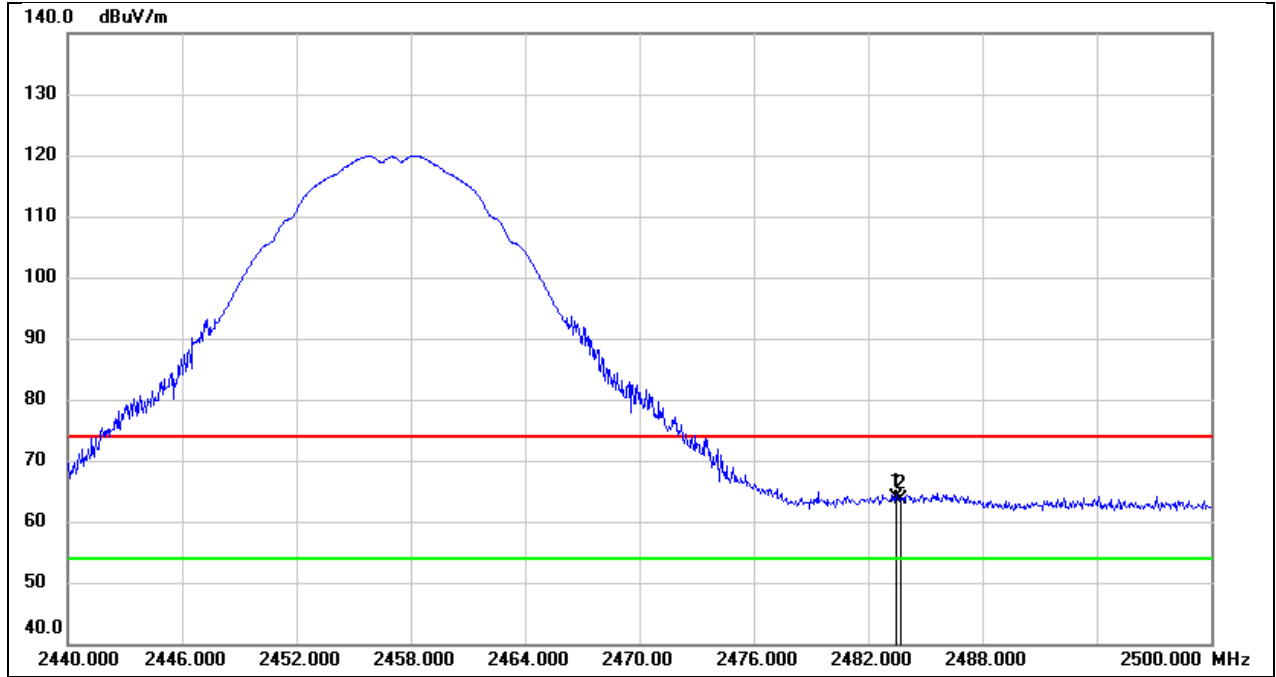
No.	Frequency (MHz)	Reading (dBuV)	Correct (dB/m)	Result (dBuV/m)	Limit (dBuV/m)	Margin (dB)	Remark
1	2385.360	30.98	32.14	63.12	74.00	-10.88	peak
2	2390.000	30.07	32.16	62.23	74.00	-11.77	peak

Test Mode:	802.11b AV	Frequency(MHz):	2412
Polarity:	Vertical	Test Voltage:	DC 48 V



No.	Frequency (MHz)	Reading (dBuV)	Correct (dB/m)	Result (dBuV/m)	Limit (dBuV/m)	Margin (dB)	Remark
1	2385.360	19.27	32.14	51.41	54.00	-2.59	AVG
2	2390.000	17.59	32.16	49.75	54.00	-4.25	AVG

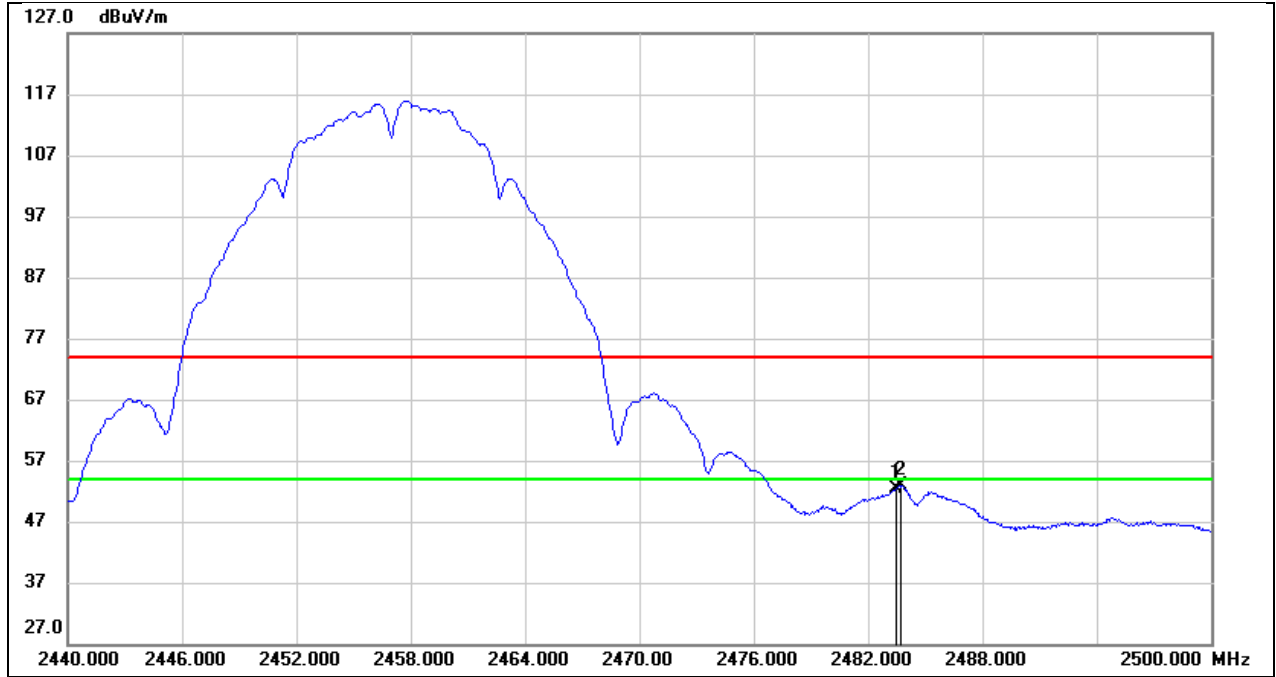
Test Mode:	802.11b PK	Frequency(MHz):	2457
Polarity:	Vertical	Test Voltage:	DC 48 V



No.	Frequency (MHz)	Reading (dBuV)	Correct (dB/m)	Result (dBuV/m)	Limit (dBuV/m)	Margin (dB)	Remark
1	2483.500	31.45	32.44	63.89	74.00	-10.11	peak
2	2483.680	31.29	32.44	63.73	74.00	-10.27	peak

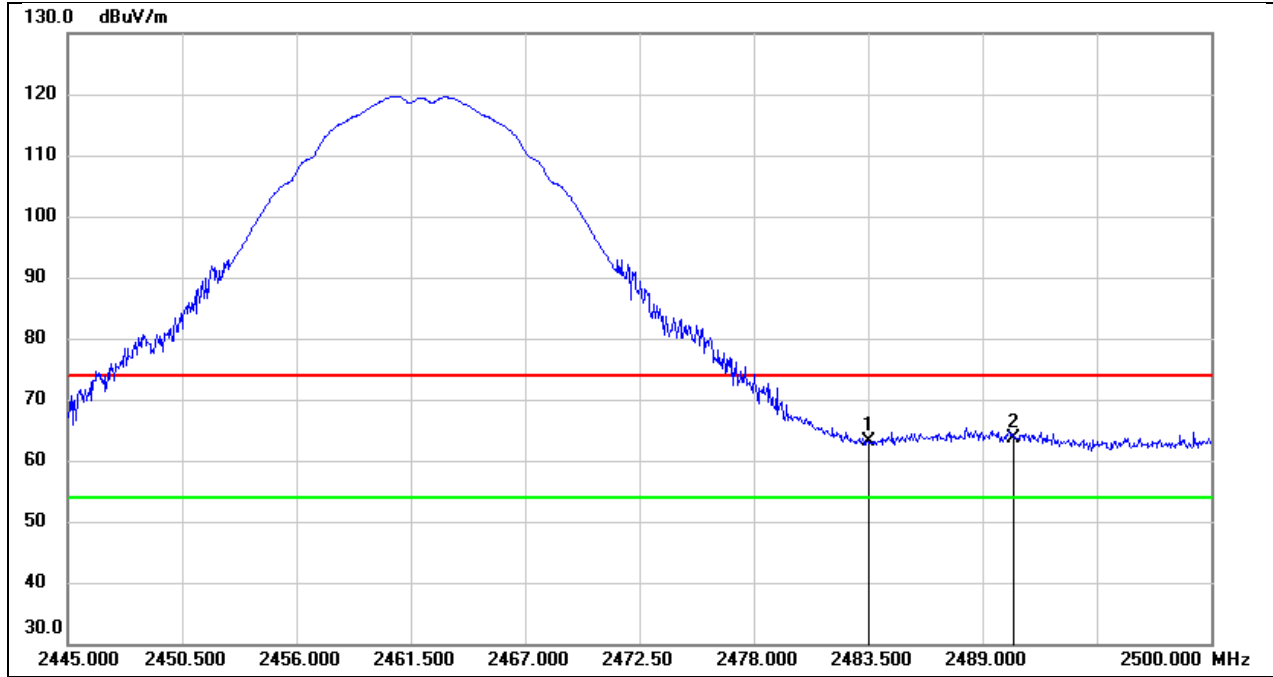


Test Mode:	802.11b AV	Frequency(MHz):	2457
Polarity:	Vertical	Test Voltage:	DC 48 V



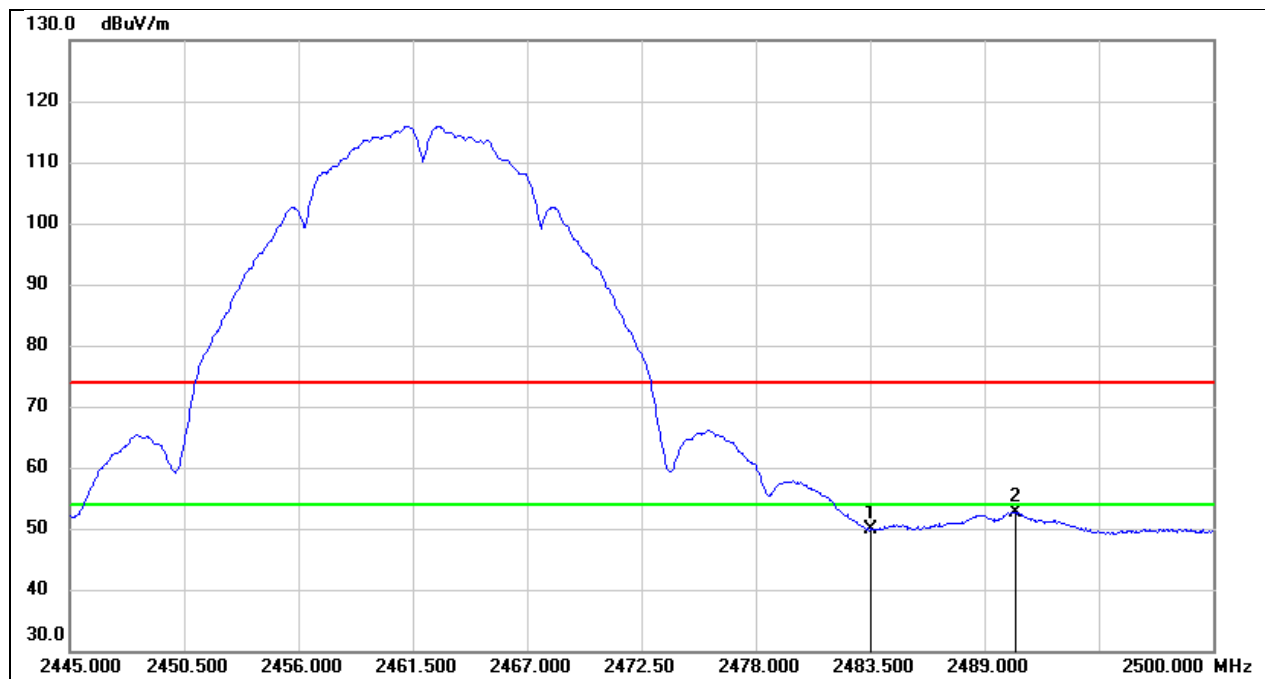
No.	Frequency (MHz)	Reading (dBuV)	Correct (dB/m)	Result (dBuV/m)	Limit (dBuV/m)	Margin (dB)	Remark
1	2483.500	19.98	32.44	52.42	74.00	-21.58	peak
2	2483.680	20.38	32.44	52.82	74.00	-21.18	peak

Test Mode:	802.11b PK	Frequency(MHz):	2462
Polarity:	Vertical	Test Voltage:	DC 48 V



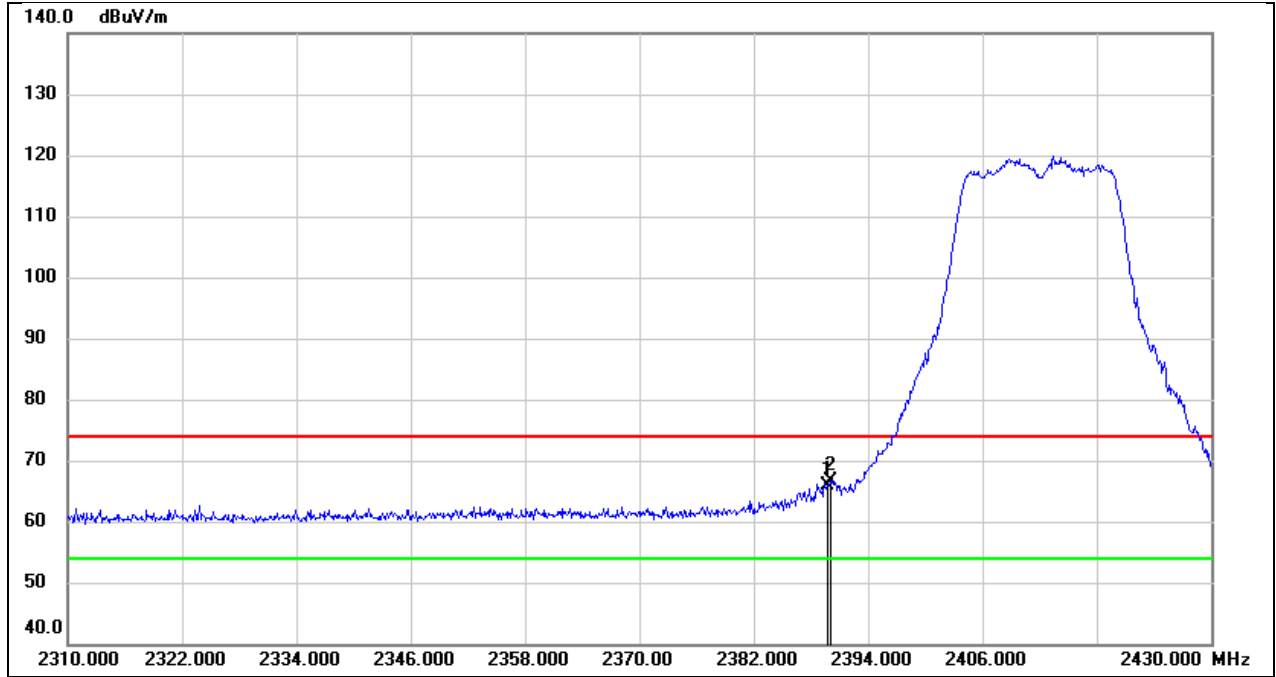
No.	Frequency (MHz)	Reading (dBuV)	Correct (dB/m)	Result (dBuV/m)	Limit (dBuV/m)	Margin (dB)	Remark
1	2483.500	30.59	32.44	63.03	74.00	-10.97	peak
2	2490.485	31.10	32.47	63.57	74.00	-10.43	peak

Test Mode:	802.11b AV	Frequency(MHz):	2462
Polarity:	Vertical	Test Voltage:	DC 48 V



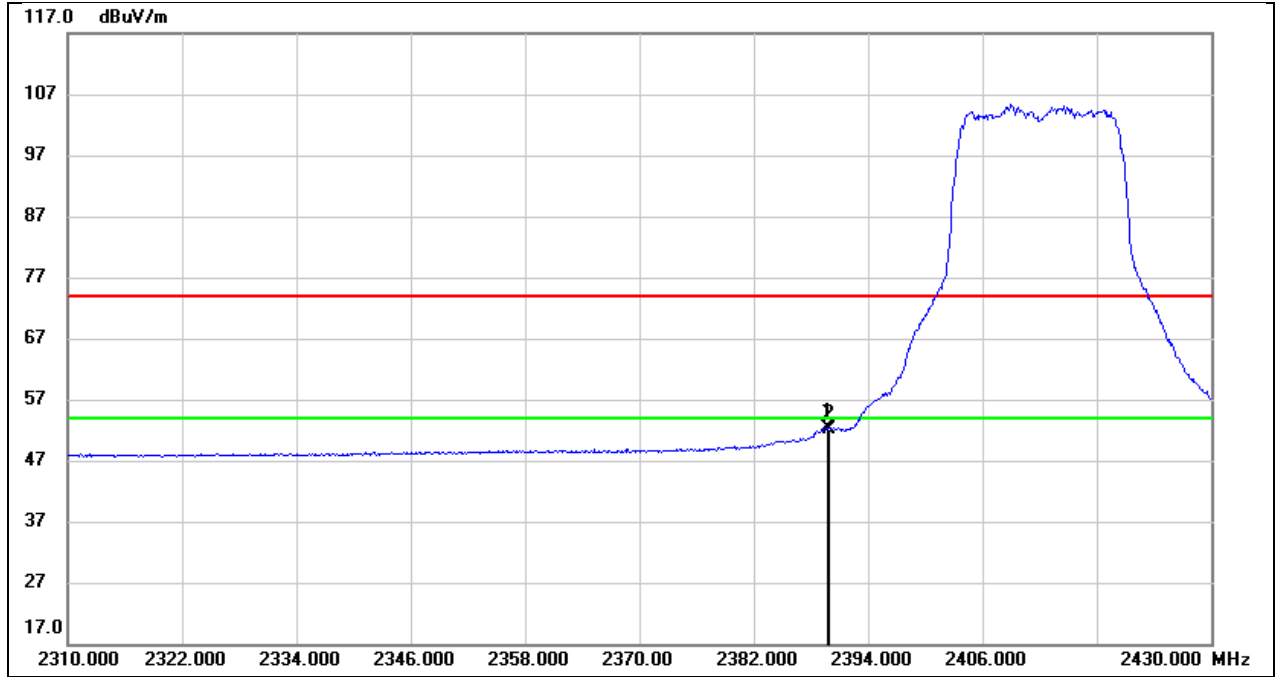
No.	Frequency (MHz)	Reading (dBuV)	Correct (dB/m)	Result (dBuV/m)	Limit (dBuV/m)	Margin (dB)	Remark
1	2483.500	17.37	32.44	49.81	54.00	-4.19	AVG
2	2490.485	20.17	32.47	52.64	54.00	-1.36	AVG

Test Mode:	802.11g PK	Frequency(MHz):	2412
Polarity:	Vertical	Test Voltage:	DC 48 V



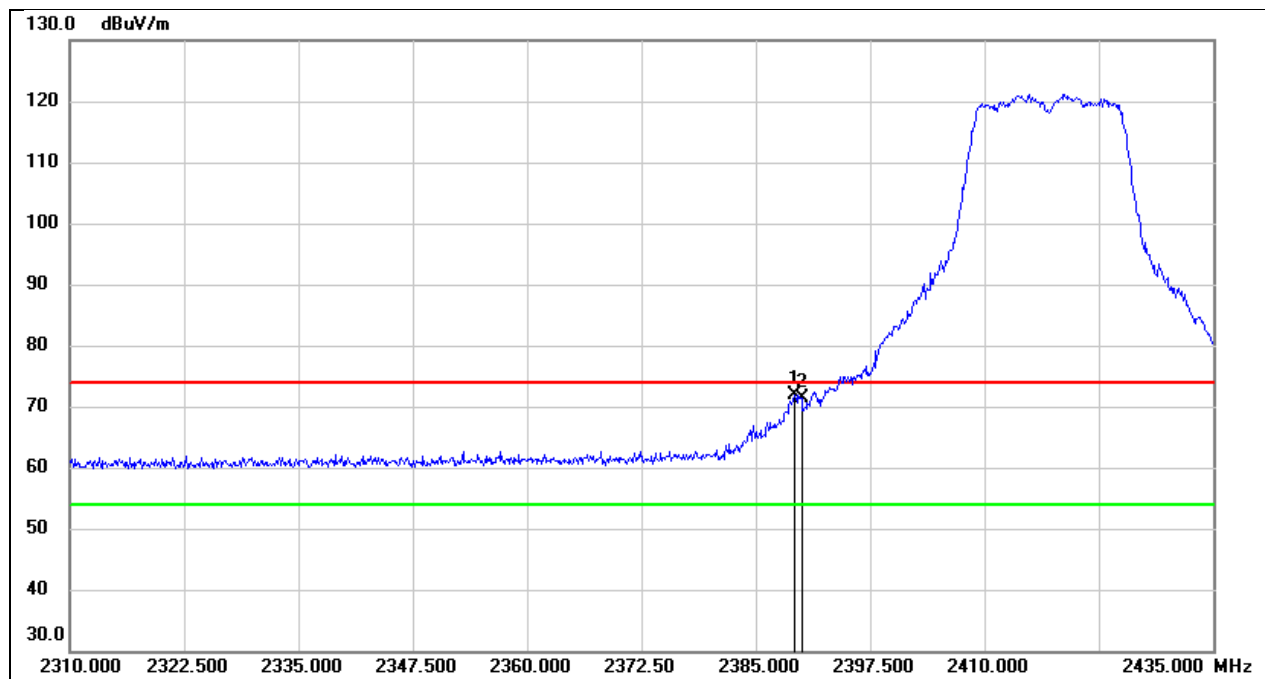
No.	Frequency (MHz)	Reading (dBuV)	Correct (dB/m)	Result (dBuV/m)	Limit (dBuV/m)	Margin (dB)	Remark
1	2389.800	33.76	32.16	65.92	74.00	-8.08	peak
2	2390.000	34.45	32.16	66.61	74.00	-7.39	peak

Test Mode:	802.11g AV	Frequency(MHz):	2412
Polarity:	Vertical	Test Voltage:	DC 48 V



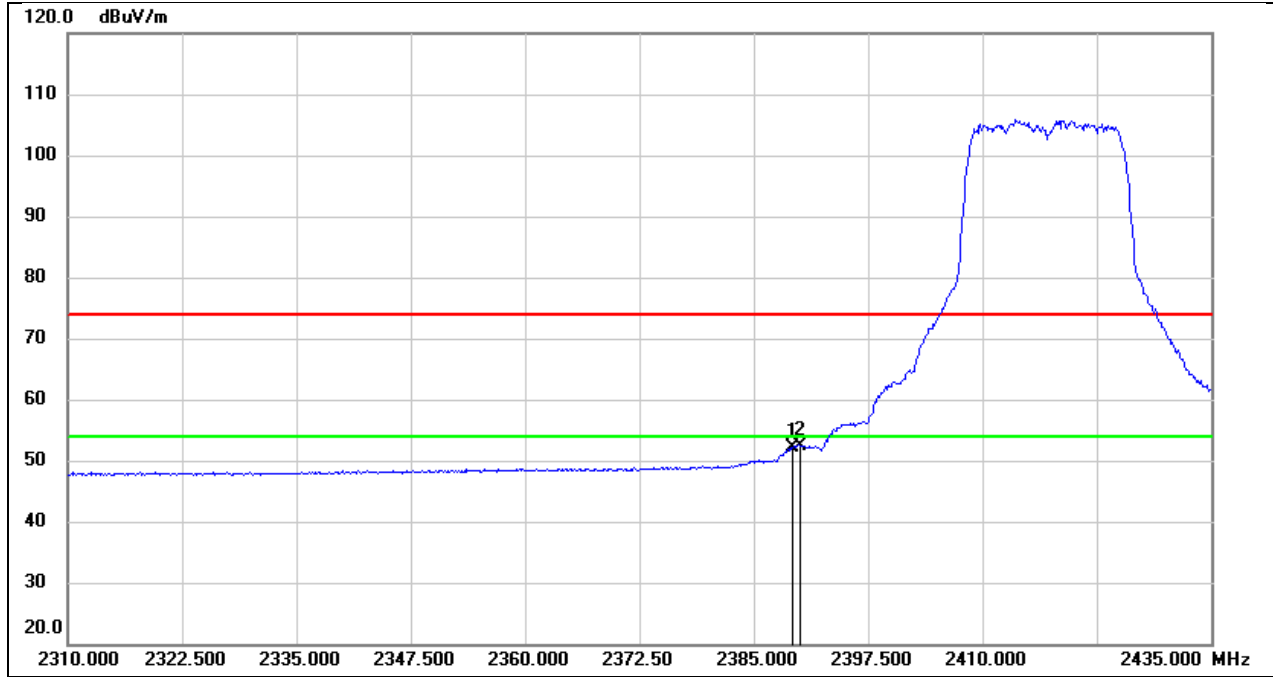
No.	Frequency (MHz)	Reading (dBuV)	Correct (dB/m)	Result (dBuV/m)	Limit (dBuV/m)	Margin (dB)	Remark
1	2389.800	20.15	32.16	52.31	54.00	-1.69	AVG
2	2390.000	20.05	32.16	52.21	54.00	-1.79	AVG

Test Mode:	802.11g PK	Frequency(MHz):	2417
Polarity:	Vertical	Test Voltage:	DC 48 V



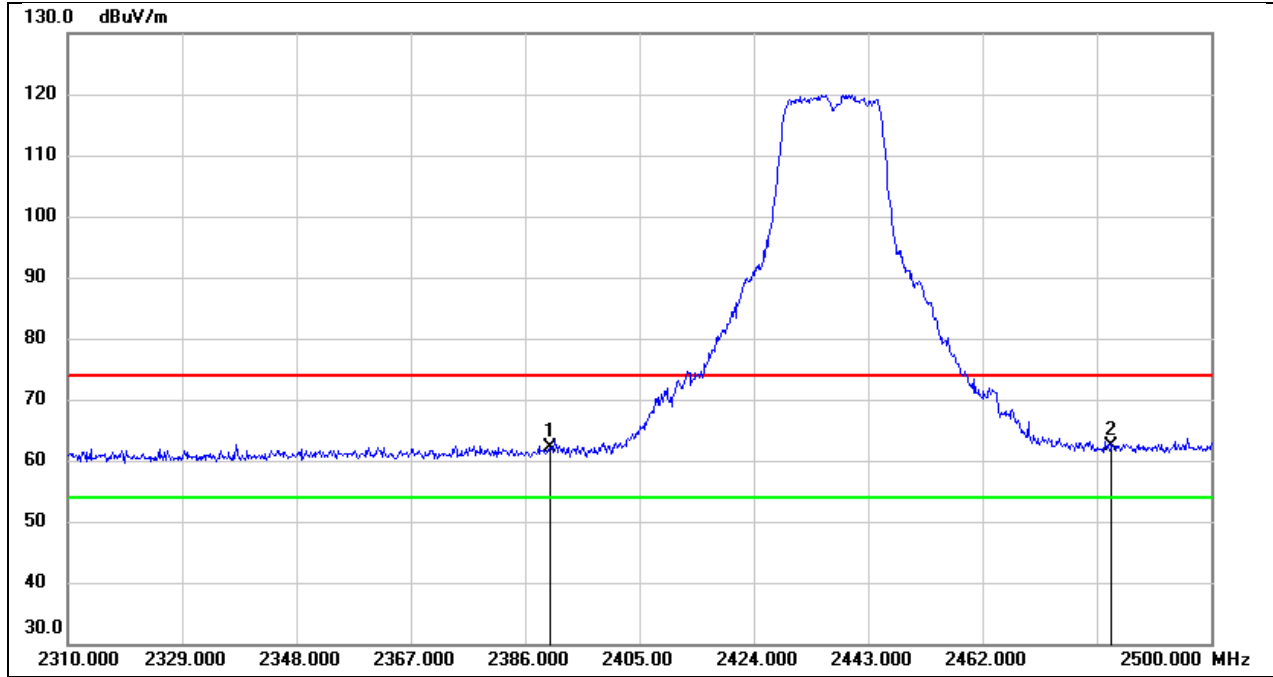
No.	Frequency (MHz)	Reading (dBuV)	Correct (dB/m)	Result (dBuV/m)	Limit (dBuV/m)	Margin (dB)	Remark
1	2389.250	39.73	32.16	71.89	74.00	-2.11	peak
2	2390.000	39.22	32.16	71.38	74.00	-2.62	peak

Test Mode:	802.11g AV	Frequency(MHz):	2417
Polarity:	Vertical	Test Voltage:	DC 48 V



No.	Frequency (MHz)	Reading (dBuV)	Correct (dB/m)	Result (dBuV/m)	Limit (dBuV/m)	Margin (dB)	Remark
1	2389.250	19.92	32.16	52.08	54.00	-1.92	AVG
2	2390.000	20.12	32.16	52.28	54.00	-1.72	AVG

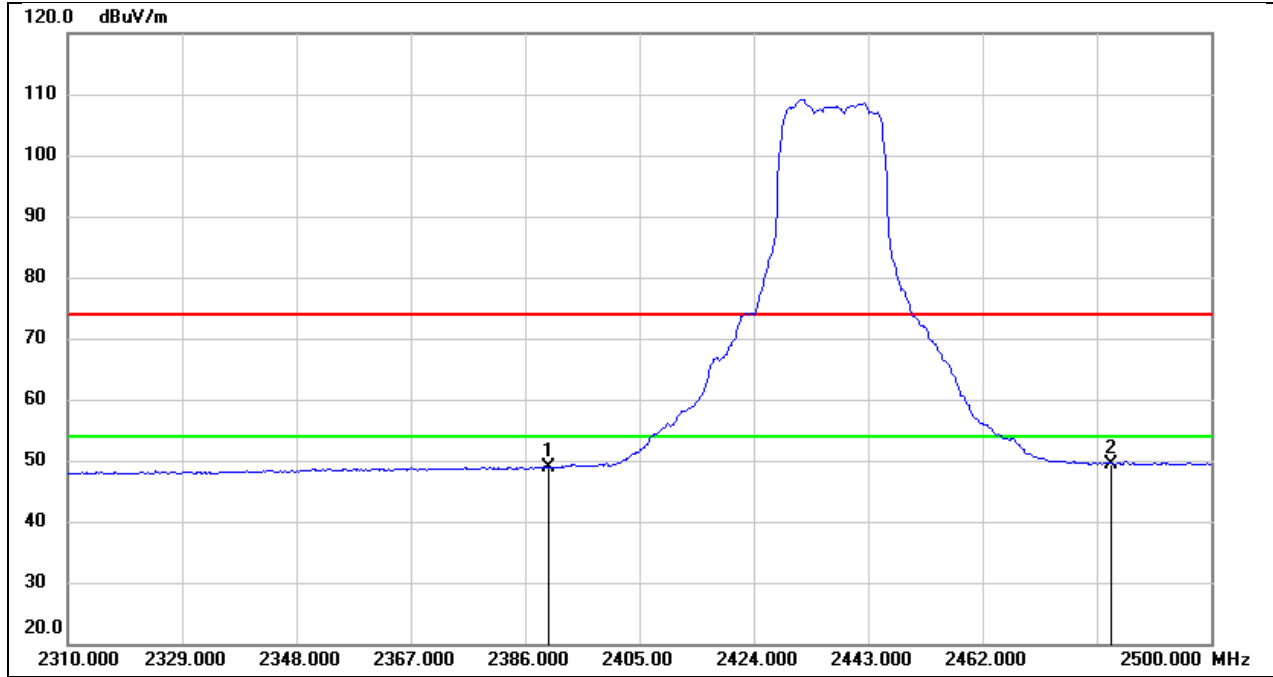
Test Mode:	802.11g PK	Frequency(MHz):	2437
Polarity:	Vertical	Test Voltage:	DC 48 V



No.	Frequency (MHz)	Reading (dBuV)	Correct (dB/m)	Result (dBuV/m)	Limit (dBuV/m)	Margin (dB)	Remark
1	2390.000	30.01	32.16	62.17	74.00	-11.83	peak
2	2483.500	29.99	32.44	62.43	74.00	-11.57	peak

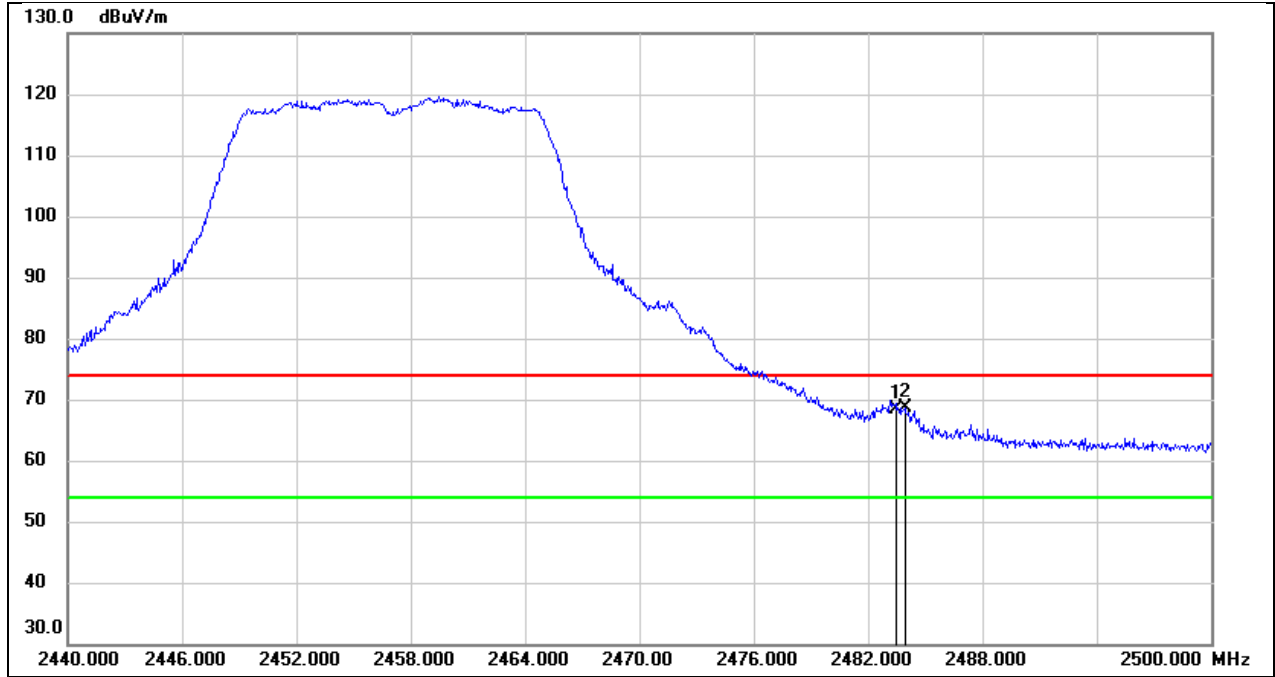


Test Mode:	802.11g AV	Frequency(MHz):	2437
Polarity:	Vertical	Test Voltage:	DC 48 V



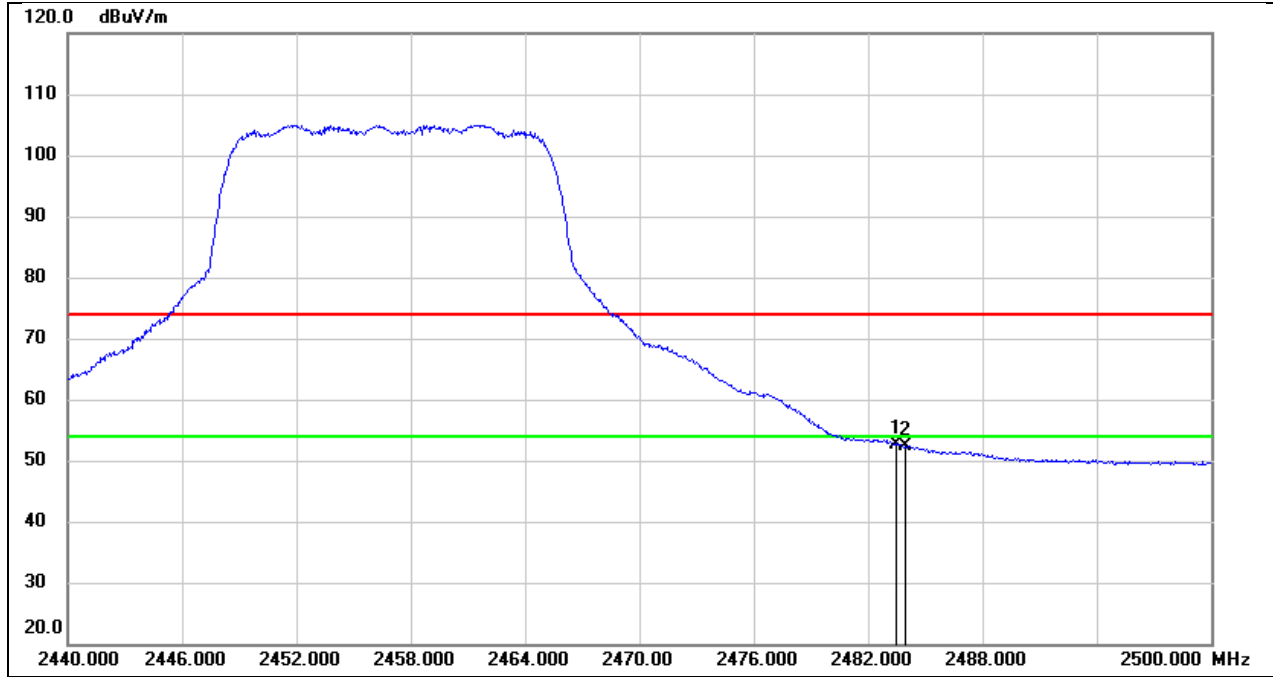
No.	Frequency (MHz)	Reading (dBuV)	Correct (dB/m)	Result (dBuV/m)	Limit (dBuV/m)	Margin (dB)	Remark
1	2390.000	16.76	32.16	48.92	54.00	-5.08	AVG
2	2483.500	17.06	32.44	49.50	54.00	-4.50	AVG

Test Mode:	802.11g PK	Frequency(MHz):	2457
Polarity:	Vertical	Test Voltage:	DC 48 V



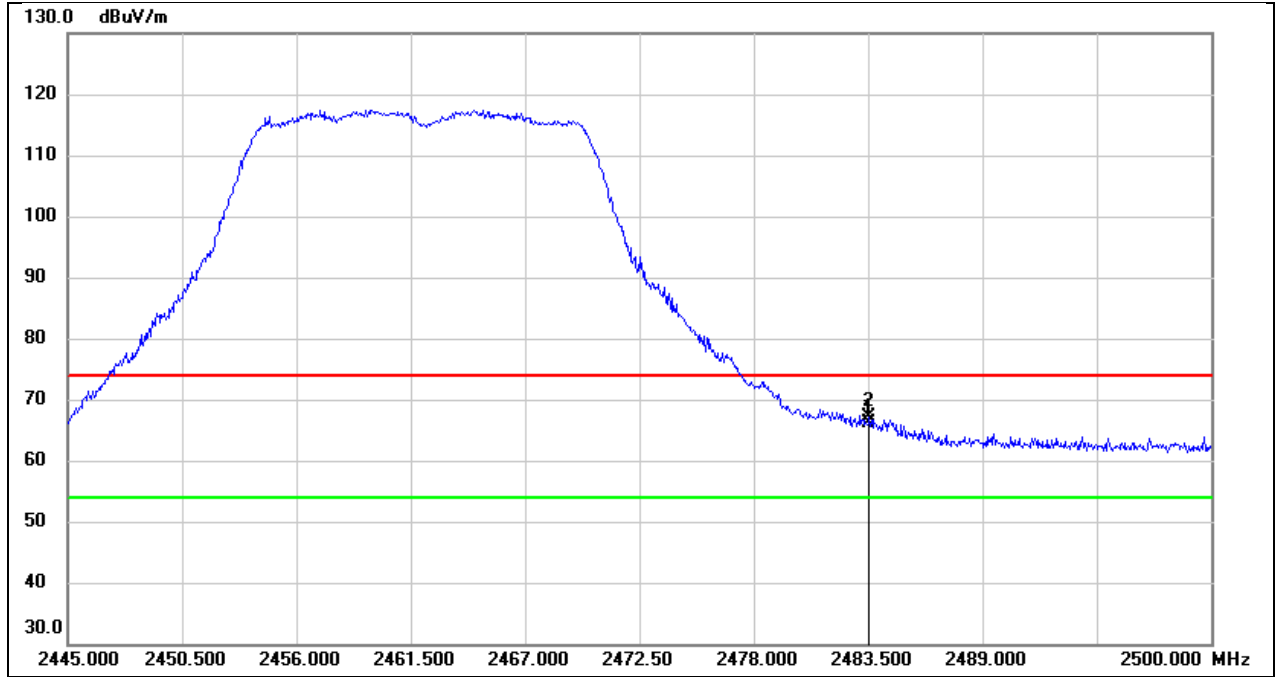
No.	Frequency (MHz)	Reading (dBuV)	Correct (dB/m)	Result (dBuV/m)	Limit (dBuV/m)	Margin (dB)	Remark
1	2483.500	35.95	32.44	68.39	74.00	-5.61	peak
2	2483.920	36.23	32.44	68.67	74.00	-5.33	peak

Test Mode:	802.11g AV	Frequency(MHz):	2457
Polarity:	Vertical	Test Voltage:	DC 48 V



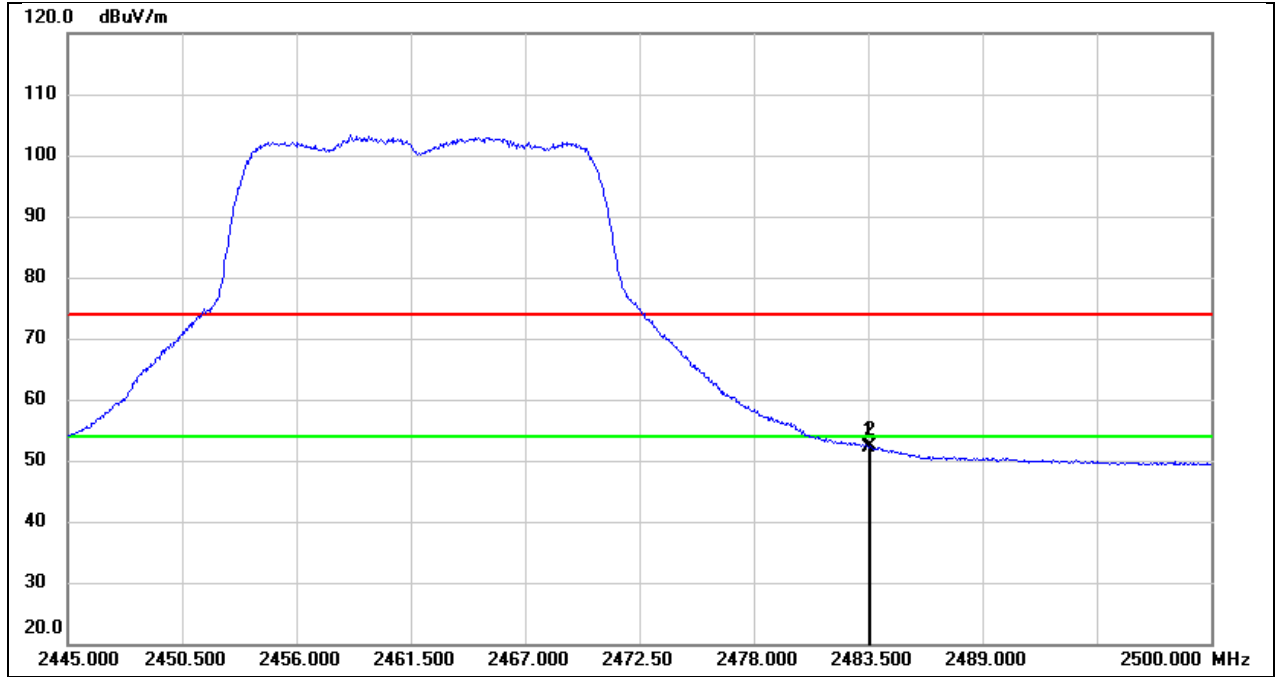
No.	Frequency (MHz)	Reading (dBuV)	Correct (dB/m)	Result (dBuV/m)	Limit (dBuV/m)	Margin (dB)	Remark
1	2483.540	20.10	32.44	52.54	54.00	-1.46	AVG
2	2483.920	19.94	32.44	52.38	54.00	-1.62	AVG

Test Mode:	802.11g PK	Frequency(MHz):	2462
Polarity:	Vertical	Test Voltage:	DC 48 V



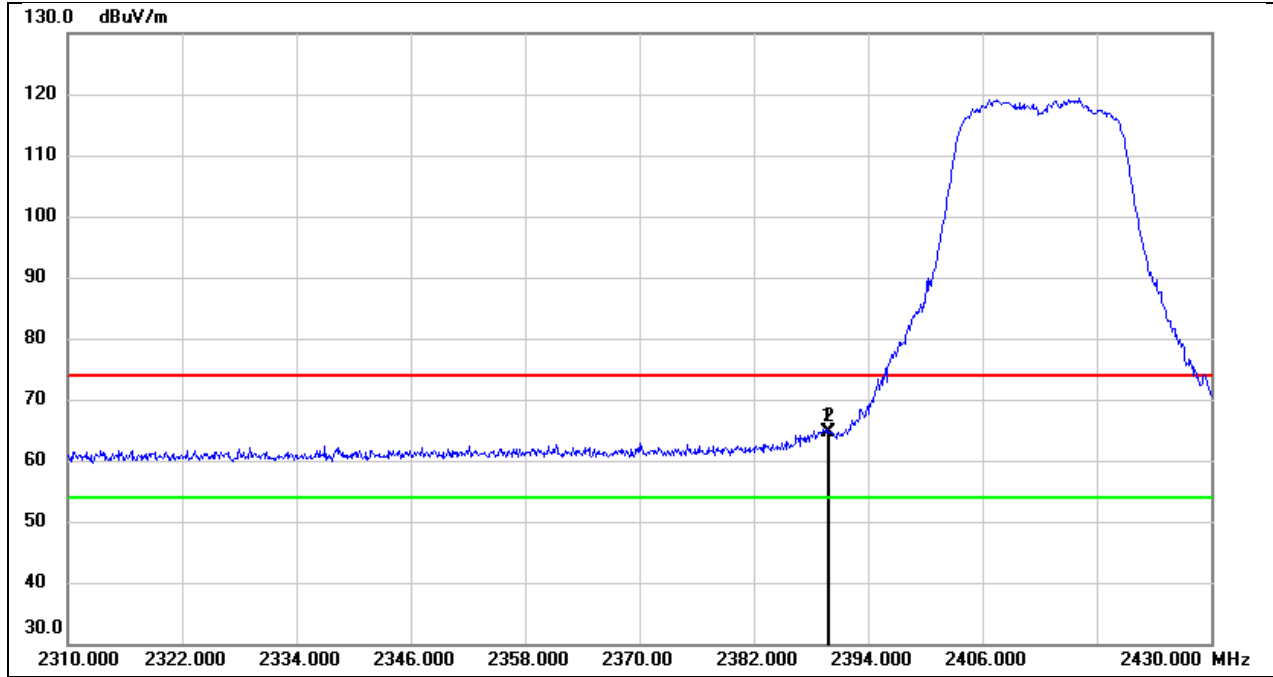
No.	Frequency (MHz)	Reading (dBuV)	Correct (dB/m)	Result (dBuV/m)	Limit (dBuV/m)	Margin (dB)	Remark
1	2483.500	33.76	32.44	66.20	74.00	-7.80	peak
2	2483.555	34.59	32.44	67.03	74.00	-6.97	peak

Test Mode:	802.11g AV	Frequency(MHz):	2462
Polarity:	Vertical	Test Voltage:	DC 48 V



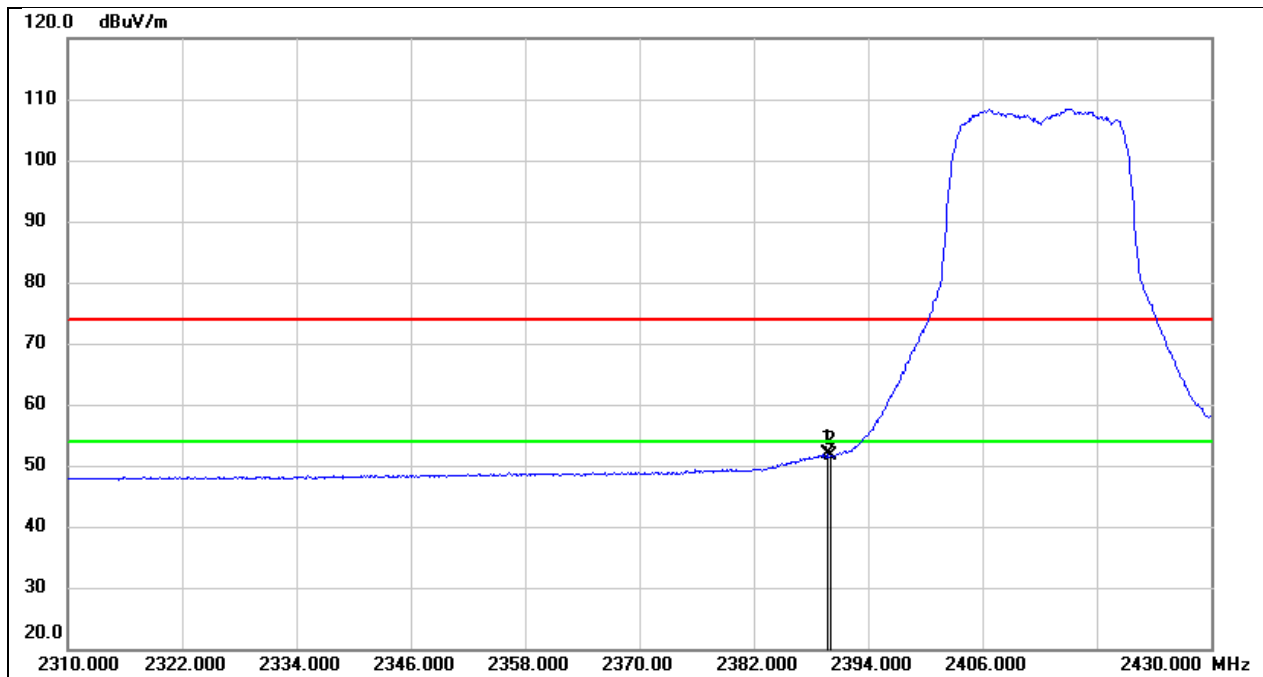
No.	Frequency (MHz)	Reading (dBuV)	Correct (dB/m)	Result (dBuV/m)	Limit (dBuV/m)	Margin (dB)	Remark
1	2483.500	19.77	32.44	52.21	54.00	-1.79	AVG
2	2483.555	19.86	32.44	52.30	54.00	-1.70	AVG

Test Mode:	802.11n HT20 PK	Frequency(MHz):	2412
Polarity:	Vertical	Test Voltage:	DC 48 V



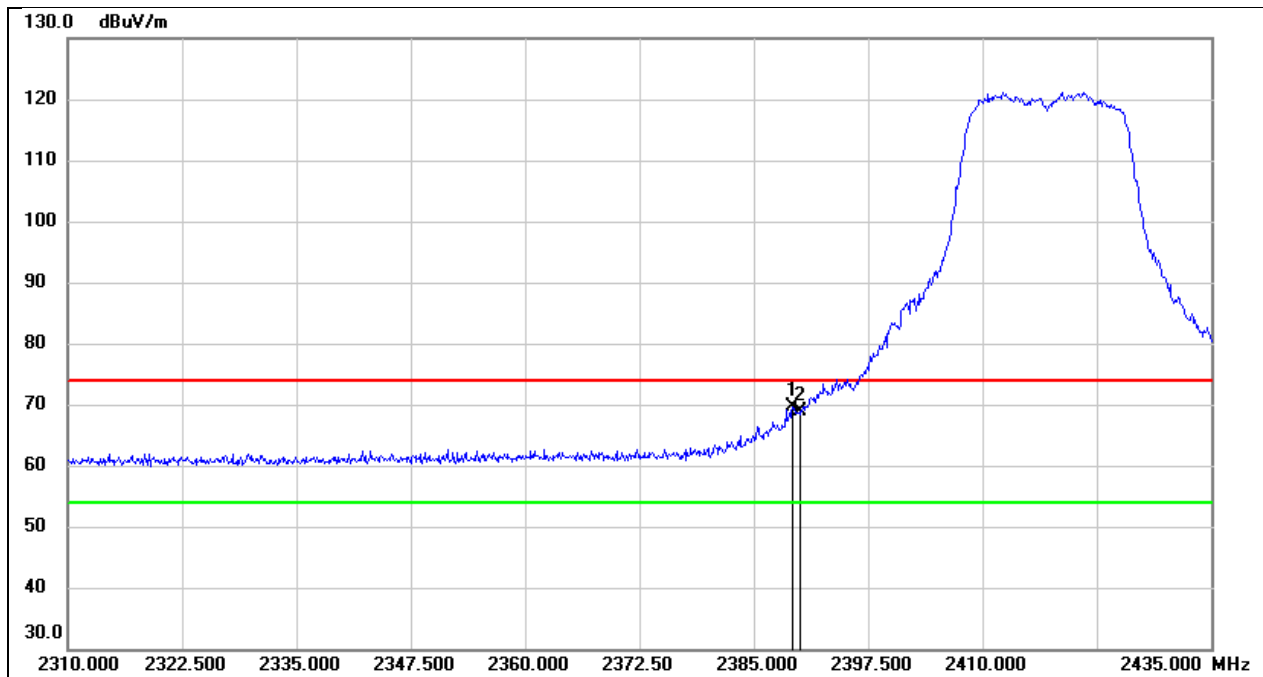
No.	Frequency (MHz)	Reading (dBuV)	Correct (dB/m)	Result (dBuV/m)	Limit (dBuV/m)	Margin (dB)	Remark
1	2389.800	32.47	32.16	64.63	74.00	-9.37	peak
2	2390.000	32.37	32.16	64.53	74.00	-9.47	peak

Test Mode:	802.11n HT20 AV	Frequency(MHz):	2412
Polarity:	Vertical	Test Voltage:	DC 48 V



No.	Frequency (MHz)	Reading (dBuV)	Correct (dB/m)	Result (dBuV/m)	Limit (dBuV/m)	Margin (dB)	Remark
1	2389.800	19.65	32.16	51.81	54.00	-2.19	AVG
2	2390.000	19.38	32.16	51.54	54.00	-2.46	AVG

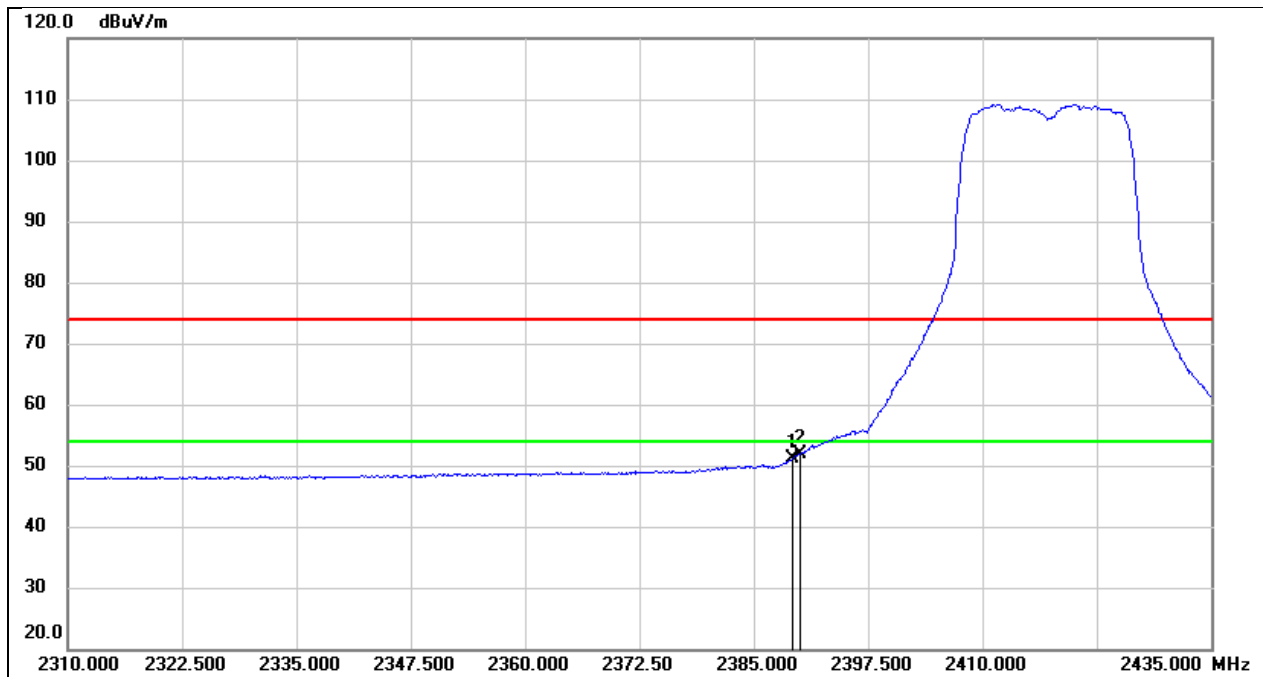
Test Mode:	802.11n HT20 PK	Frequency(MHz):	2417
Polarity:	Vertical	Test Voltage:	DC 48 V



No.	Frequency (MHz)	Reading (dBuV)	Correct (dB/m)	Result (dBuV/m)	Limit (dBuV/m)	Margin (dB)	Remark
1	2389.250	37.54	32.16	69.70	74.00	-4.30	peak
2	2390.000	36.79	32.16	68.95	74.00	-5.05	peak

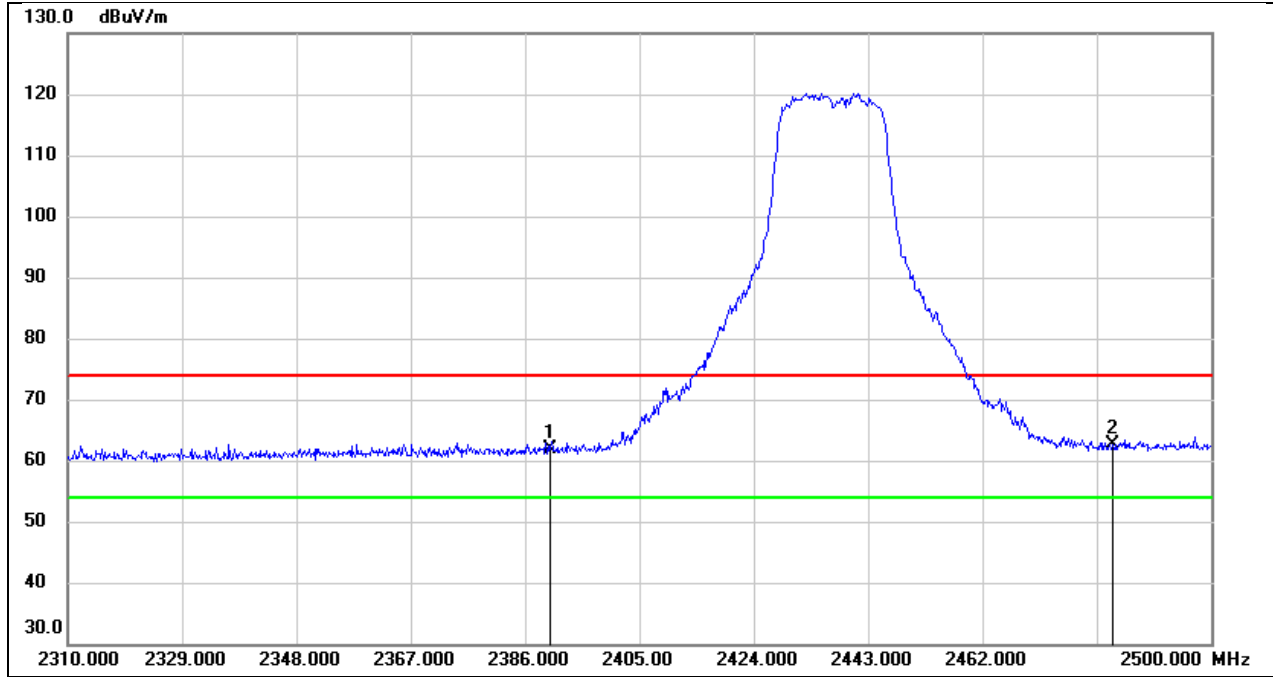


Test Mode:	802.11n HT20 AV	Frequency(MHz):	2417
Polarity:	Vertical	Test Voltage:	DC 48 V



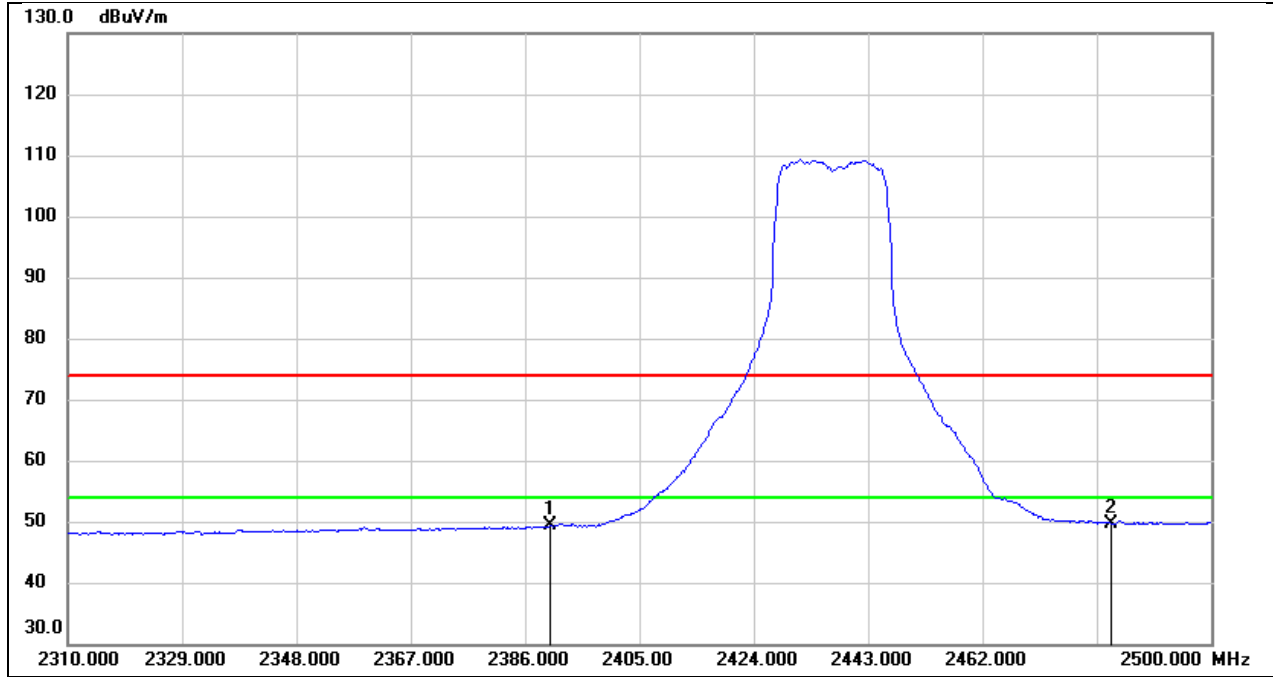
No.	Frequency (MHz)	Reading (dBuV)	Correct (dB/m)	Result (dBuV/m)	Limit (dBuV/m)	Margin (dB)	Remark
1	2389.250	19.09	32.16	51.25	54.00	-2.75	AVG
2	2390.000	19.60	32.16	51.76	54.00	-2.24	AVG

Test Mode:	802.11n HT20 PK	Frequency(MHz):	2437
Polarity:	Vertical	Test Voltage:	DC 48 V



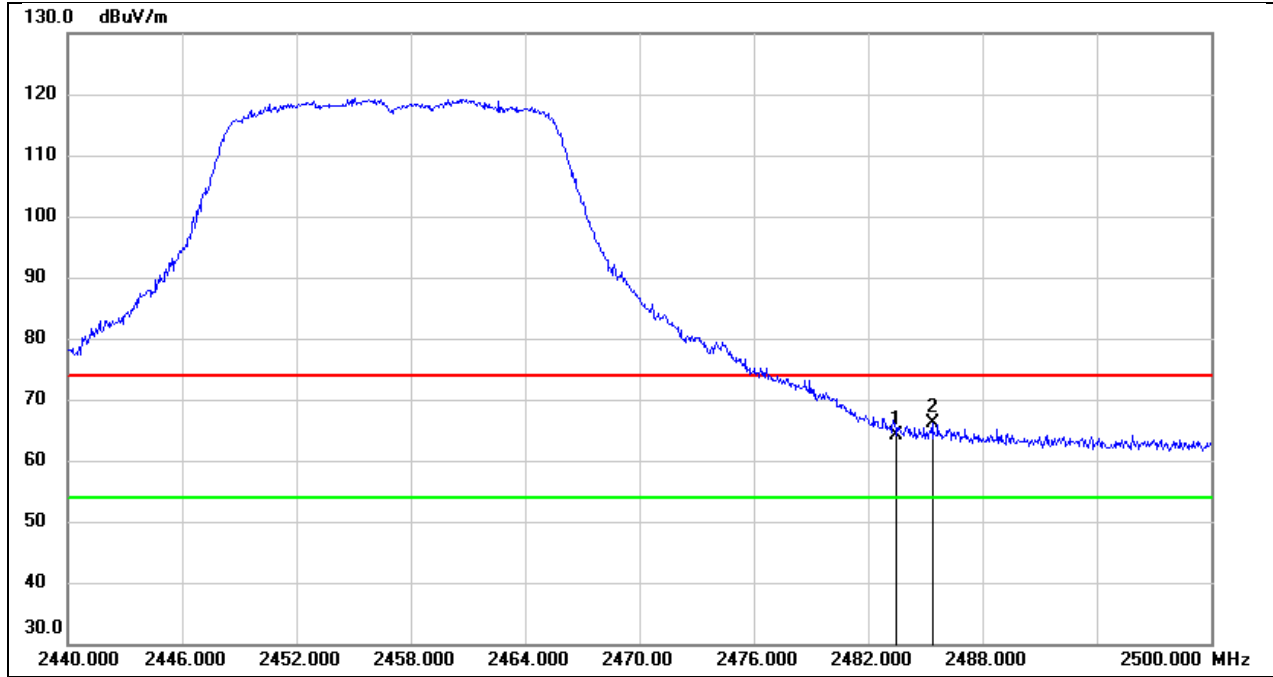
No.	Frequency (MHz)	Reading (dBuV)	Correct (dB/m)	Result (dBuV/m)	Limit (dBuV/m)	Margin (dB)	Remark
1	2390.000	29.82	32.16	61.98	74.00	-12.02	peak
2	2483.500	30.30	32.44	62.74	74.00	-11.26	peak

Test Mode:	802.11n HT20 AV	Frequency(MHz):	2437
Polarity:	Vertical	Test Voltage:	DC 48 V



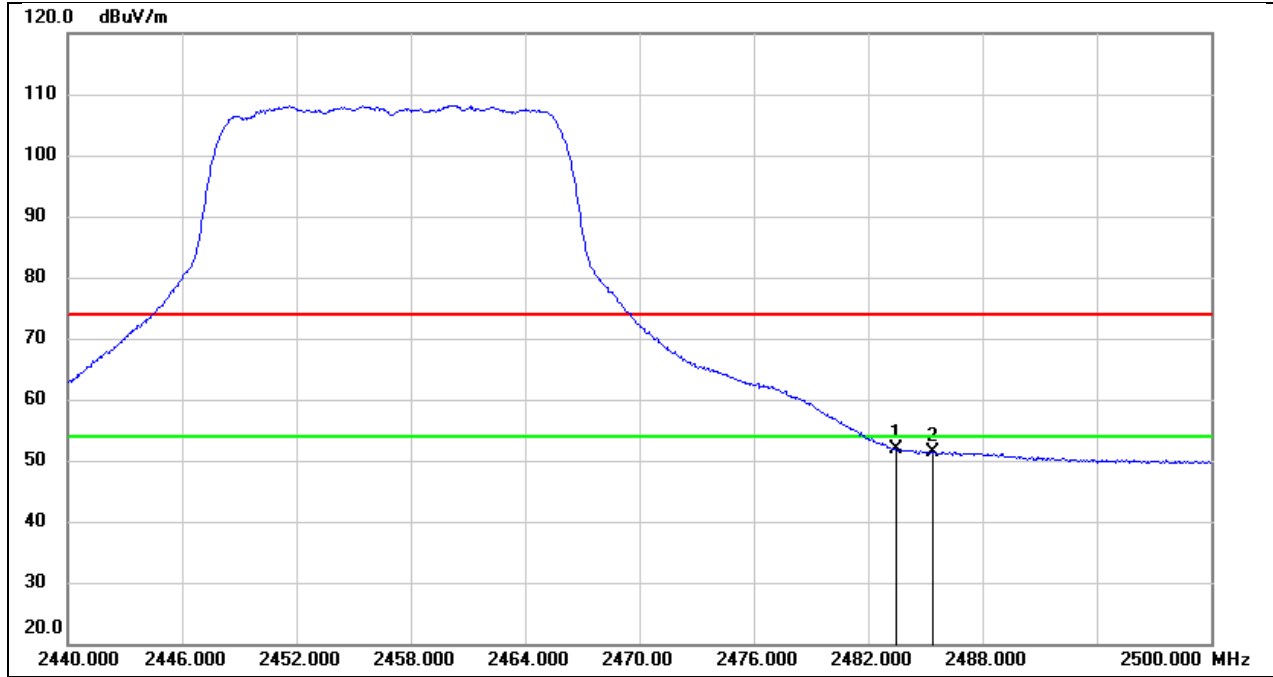
No.	Frequency (MHz)	Reading (dBuV)	Correct (dB/m)	Result (dBuV/m)	Limit (dBuV/m)	Margin (dB)	Remark
1	2390.000	17.12	32.16	49.28	54.00	-4.72	AVG
2	2483.500	17.26	32.44	49.70	54.00	-4.30	AVG

Test Mode:	802.11n HT20 PK	Frequency(MHz):	2457
Polarity:	Vertical	Test Voltage:	DC 48 V



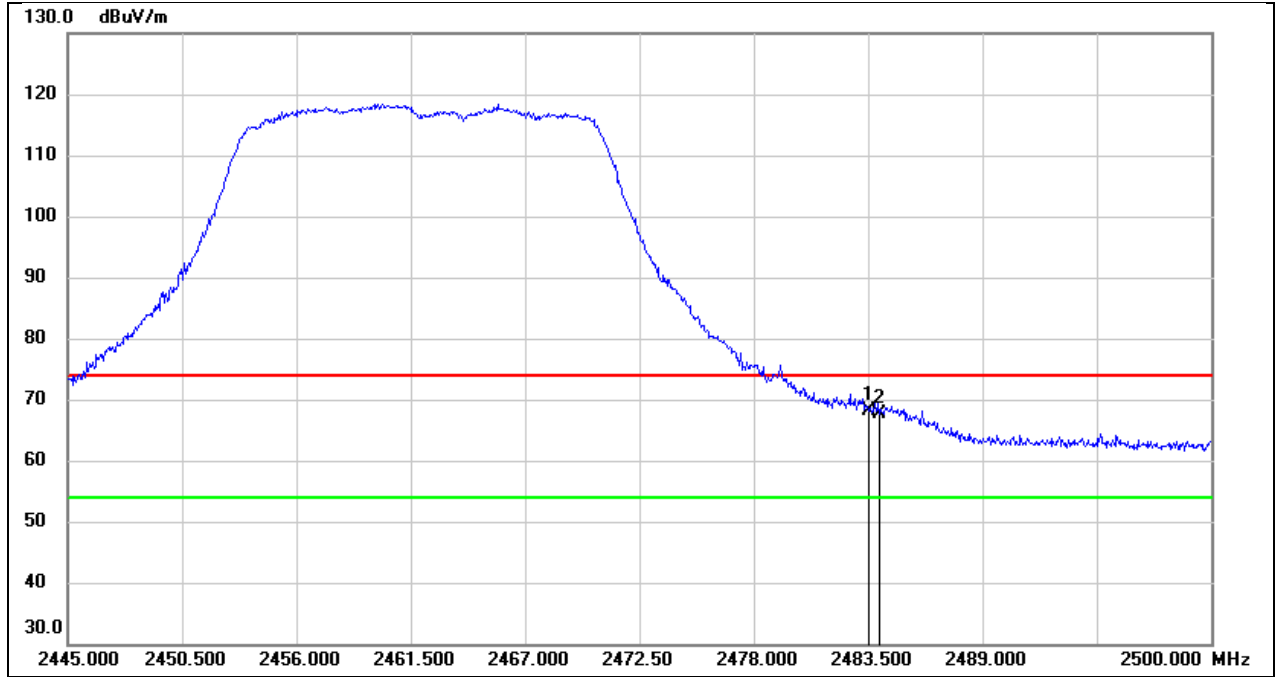
No.	Frequency (MHz)	Reading (dBuV)	Correct (dB/m)	Result (dBuV/m)	Limit (dBuV/m)	Margin (dB)	Remark
1	2483.500	31.79	32.44	64.23	74.00	-9.77	peak
2	2485.360	33.62	32.44	66.06	74.00	-7.94	peak

Test Mode:	802.11n HT20 AV	Frequency(MHz):	2457
Polarity:	Vertical	Test Voltage:	DC 48 V



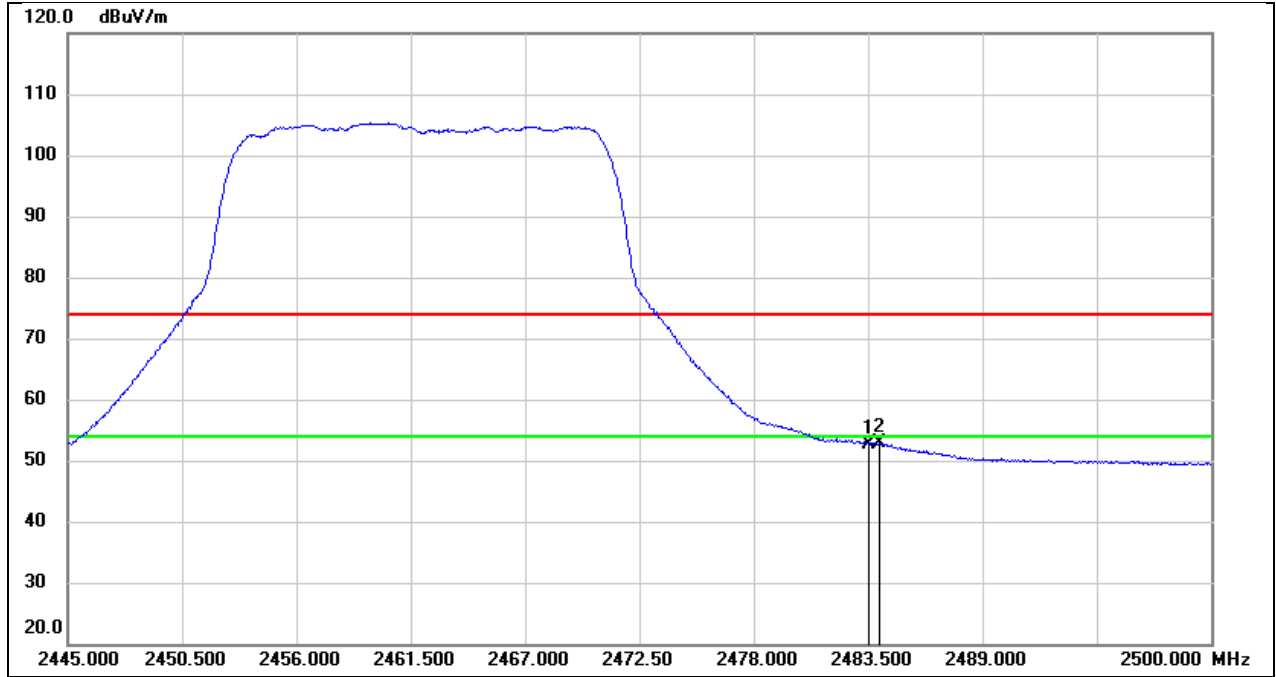
No.	Frequency (MHz)	Reading (dBuV)	Correct (dB/m)	Result (dBuV/m)	Limit (dBuV/m)	Margin (dB)	Remark
1	2483.500	19.44	32.44	51.88	54.00	-2.12	AVG
2	2485.360	18.87	32.44	51.31	54.00	-2.69	AVG

Test Mode:	802.11n HT20 PK	Frequency(MHz):	2462
Polarity:	Vertical	Test Voltage:	DC 48 V



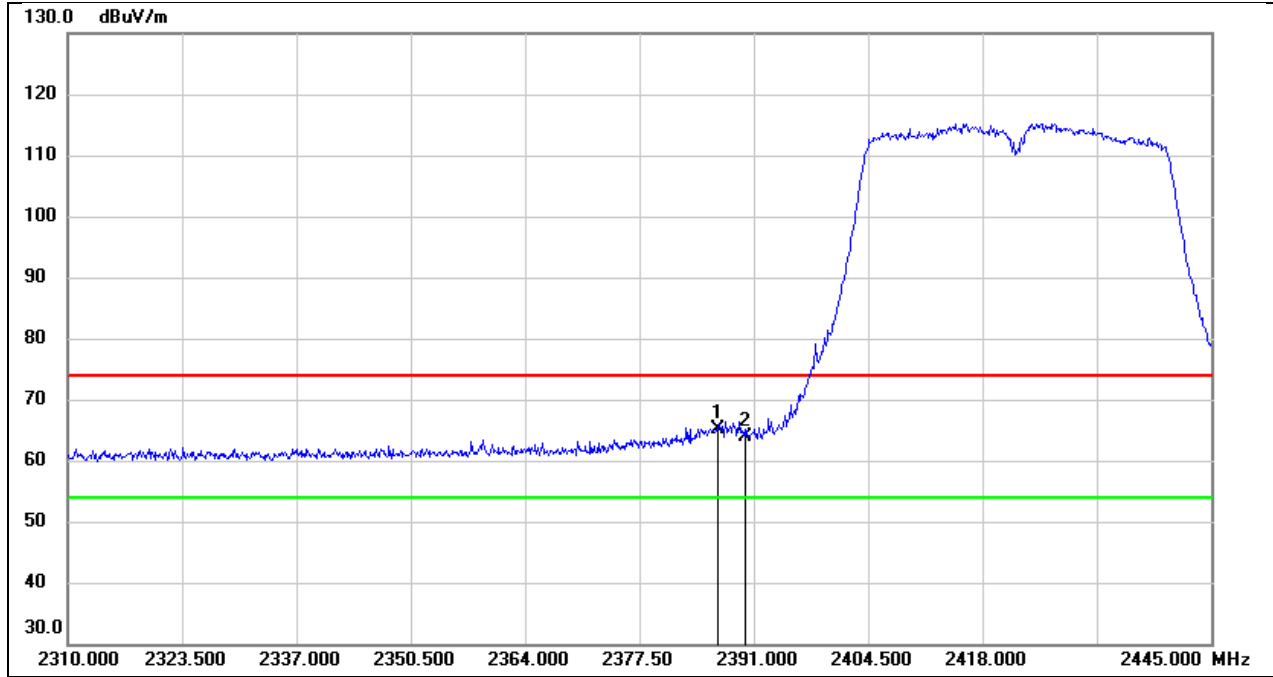
No.	Frequency (MHz)	Reading (dBuV)	Correct (dB/m)	Result (dBuV/m)	Limit (dBuV/m)	Margin (dB)	Remark
1	2483.500	35.70	32.44	68.14	74.00	-5.86	peak
2	2484.050	35.18	32.44	67.62	74.00	-6.38	peak

Test Mode:	802.11n HT20 AV	Frequency(MHz):	2462
Polarity:	Vertical	Test Voltage:	DC 48 V



No.	Frequency (MHz)	Reading (dBuV)	Correct (dB/m)	Result (dBuV/m)	Limit (dBuV/m)	Margin (dB)	Remark
1	2483.500	20.23	32.44	52.67	54.00	-1.33	AVG
2	2484.050	20.35	32.44	52.79	54.00	-1.21	AVG

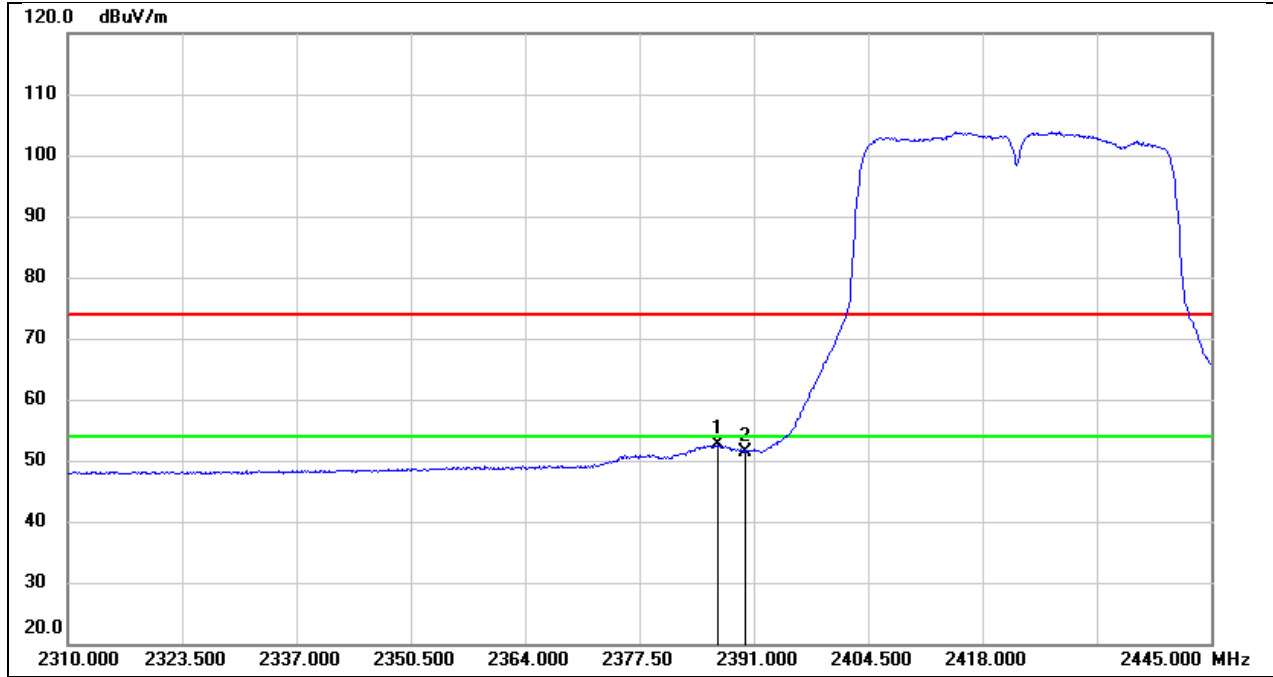
Test Mode:	802.11n HT40 PK	Frequency(MHz):	2422
Polarity:	Vertical	Test Voltage:	DC 48 V



No.	Frequency (MHz)	Reading (dBuV)	Correct (dB/m)	Result (dBuV/m)	Limit (dBuV/m)	Margin (dB)	Remark
1	2386.815	32.86	32.15	65.01	74.00	-8.99	peak
2	2390.000	31.69	32.16	63.85	74.00	-10.15	peak

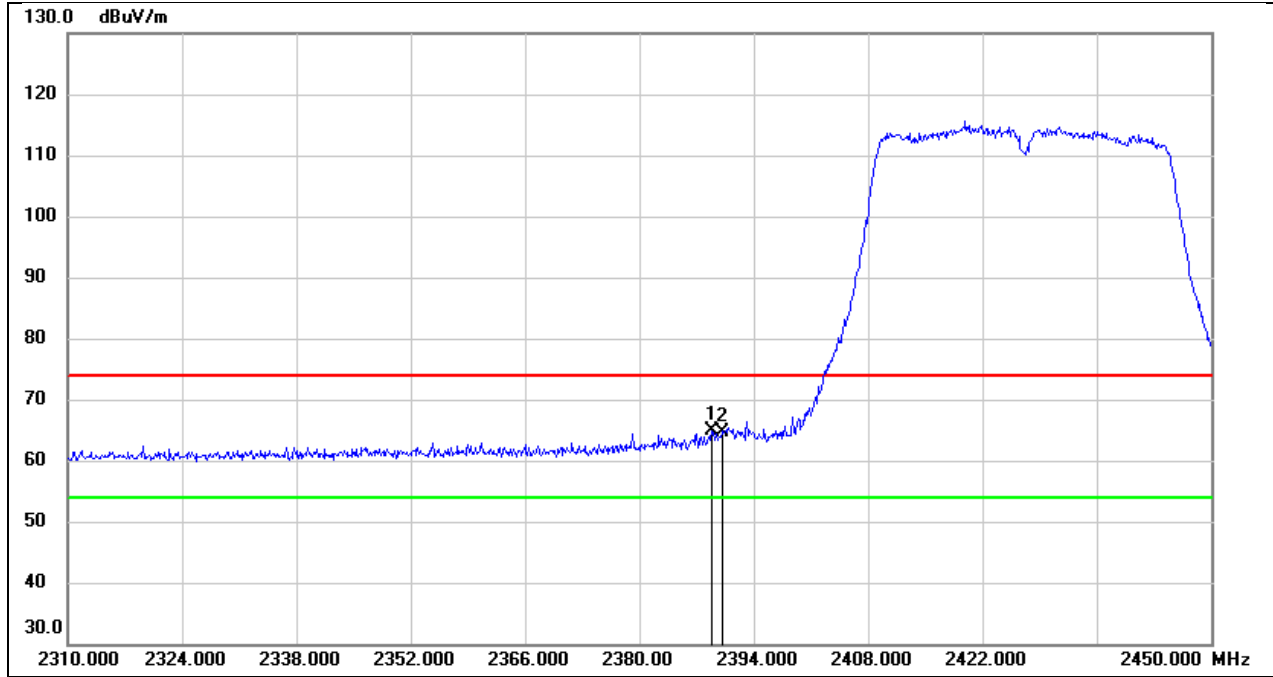


Test Mode:	802.11n HT40 AV	Frequency(MHz):	2422
Polarity:	Vertical	Test Voltage:	DC 48 V



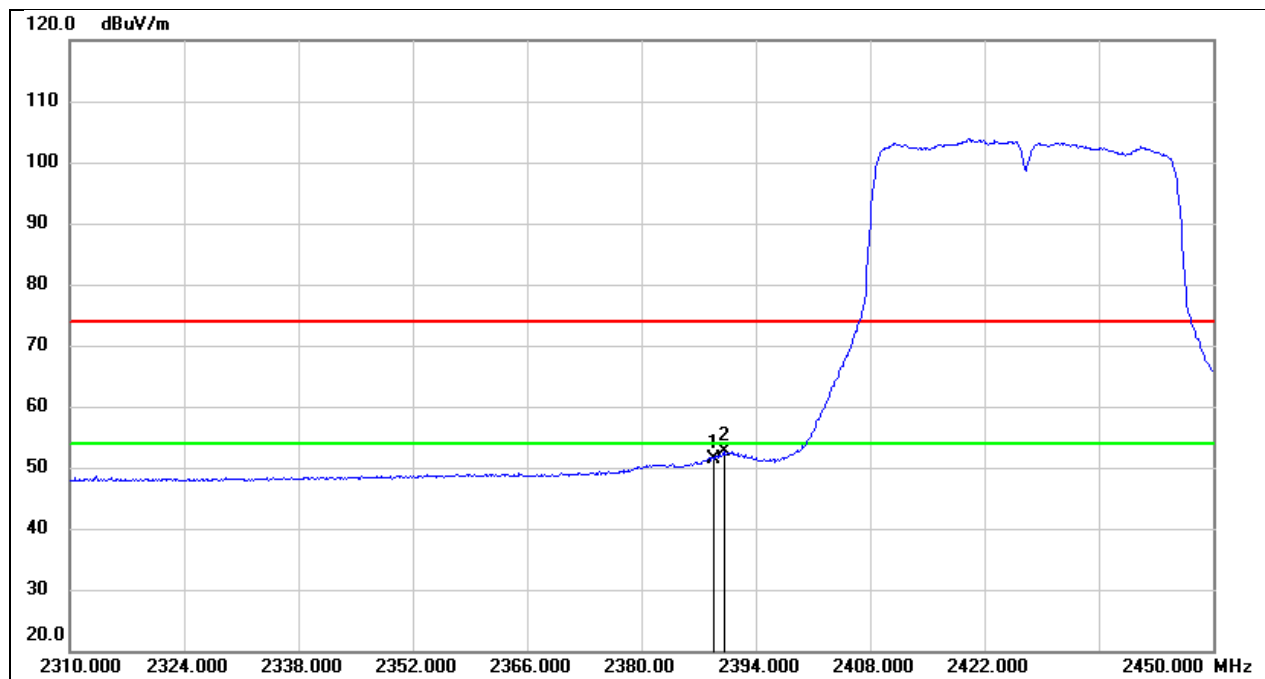
No.	Frequency (MHz)	Reading (dBuV)	Correct (dB/m)	Result (dBuV/m)	Limit (dBuV/m)	Margin (dB)	Remark
1	2386.815	20.59	32.15	52.74	54.00	-1.26	AVG
2	2390.000	19.33	32.16	51.49	54.00	-2.51	AVG

Test Mode:	802.11n HT40 PK	Frequency(MHz):	2427
Polarity:	Vertical	Test Voltage:	DC 48 V



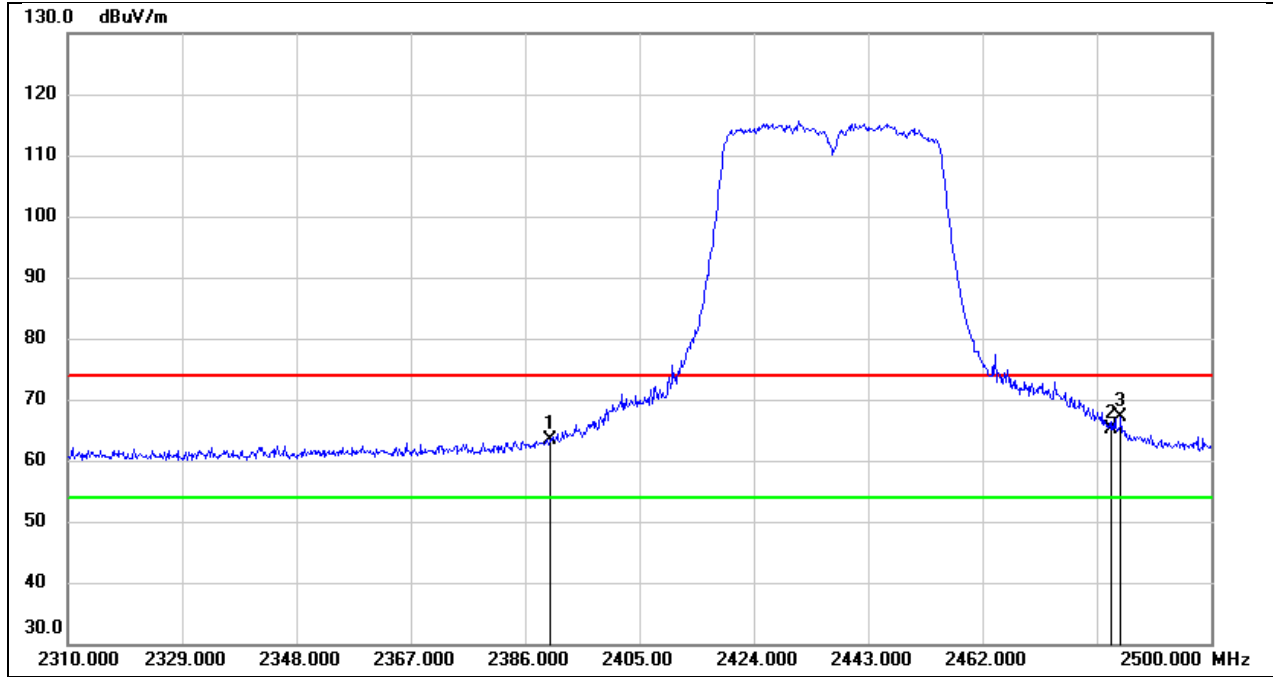
No.	Frequency (MHz)	Reading (dBuV)	Correct (dB/m)	Result (dBuV/m)	Limit (dBuV/m)	Margin (dB)	Remark
1	2388.820	32.61	32.16	64.77	74.00	-9.23	peak
2	2390.000	32.37	32.16	64.53	74.00	-9.47	peak

Test Mode:	802.11n HT40 AV	Frequency(MHz):	2427
Polarity:	Vertical	Test Voltage:	DC 48 V



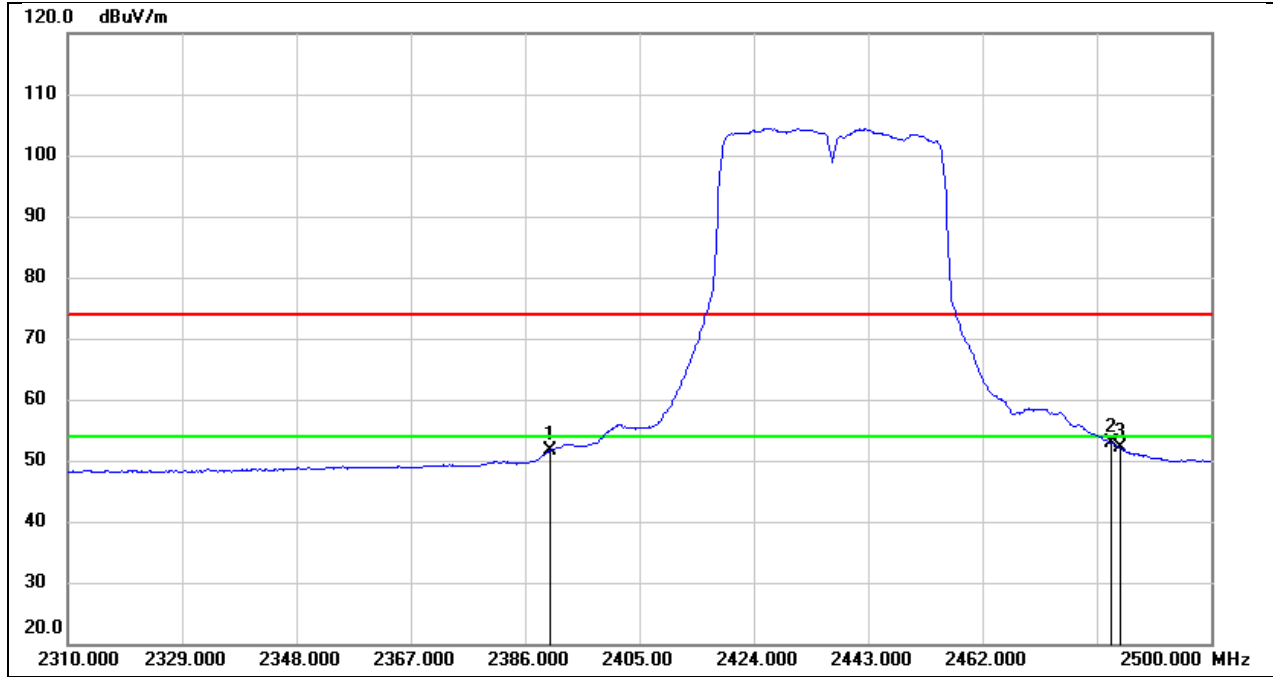
No.	Frequency (MHz)	Reading (dBuV)	Correct (dB/m)	Result (dBuV/m)	Limit (dBuV/m)	Margin (dB)	Remark
1	2388.820	19.25	32.16	51.41	54.00	-2.59	AVG
2	2390.000	20.38	32.16	52.54	54.00	-1.46	AVG

Test Mode:	802.11n HT40 PK	Frequency(MHz):	2437
Polarity:	Vertical	Test Voltage:	DC 48 V



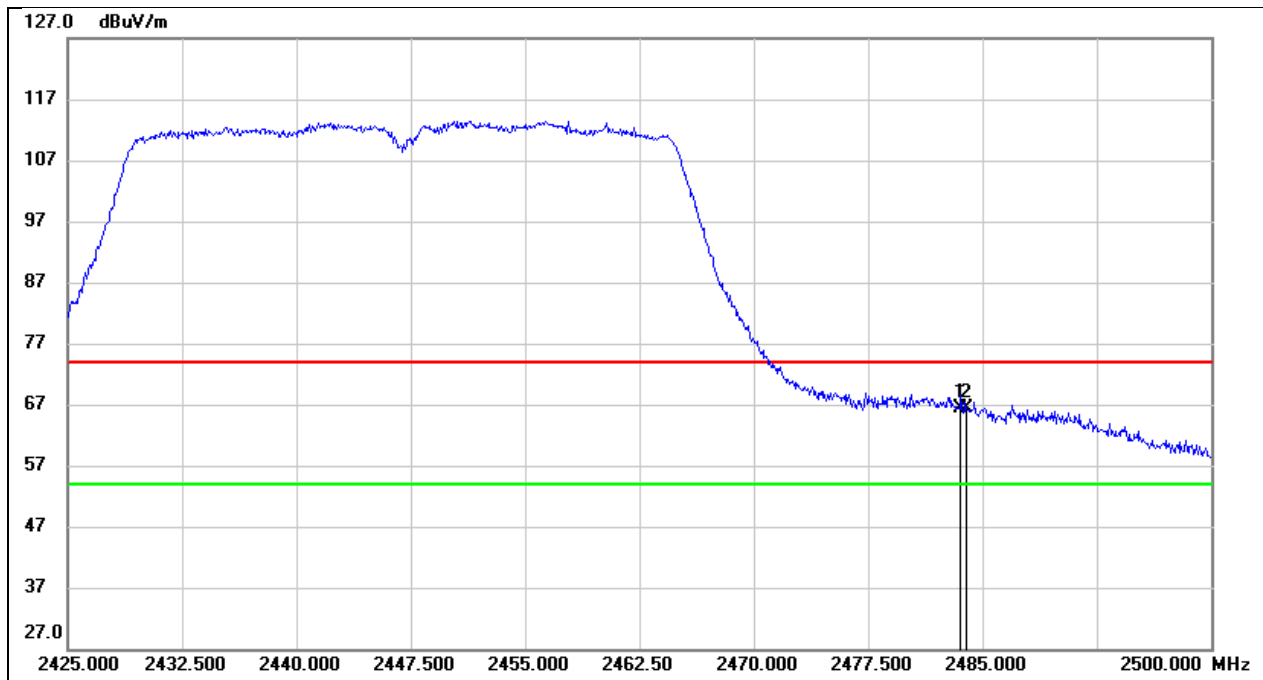
No.	Frequency (MHz)	Reading (dBuV)	Correct (dB/m)	Result (dBuV/m)	Limit (dBuV/m)	Margin (dB)	Remark
1	2390.000	31.15	32.16	63.31	74.00	-10.69	peak
2	2483.500	32.70	32.44	65.14	74.00	-8.86	peak
3	2484.990	34.80	32.44	67.24	74.00	-6.76	peak

Test Mode:	802.11n HT40 AV	Frequency(MHz):	2437
Polarity:	Vertical	Test Voltage:	DC 48 V



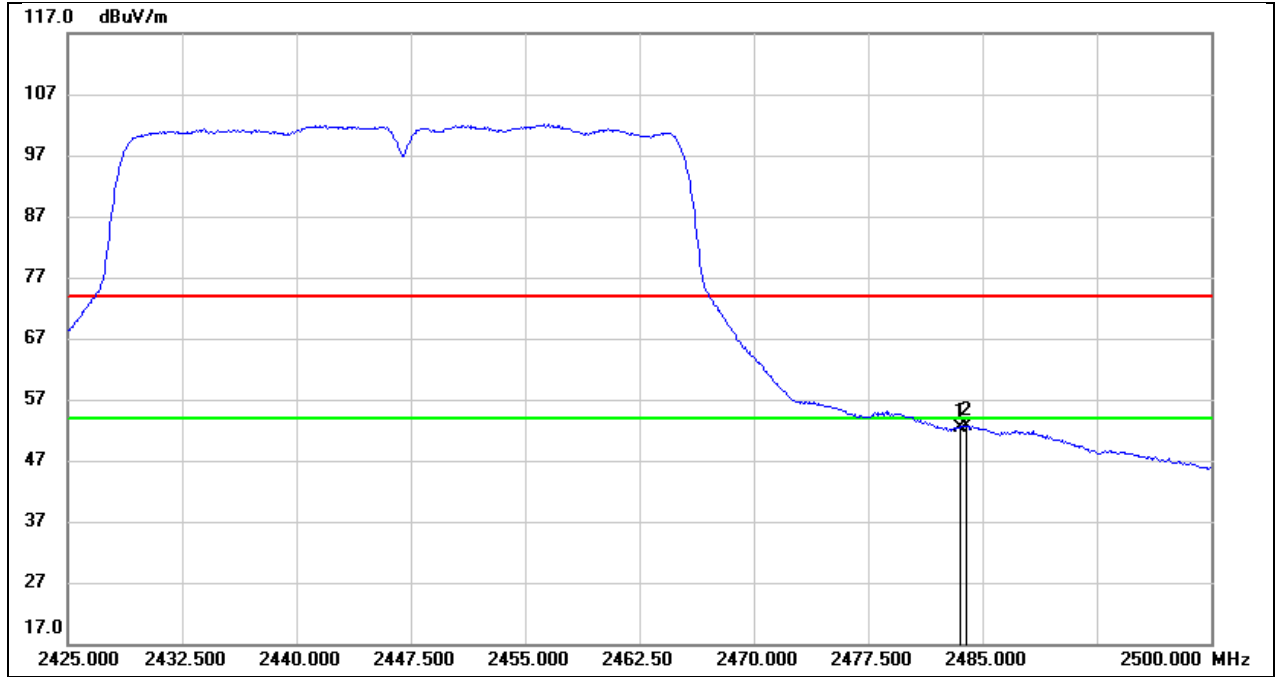
No.	Frequency (MHz)	Reading (dBuV)	Correct (dB/m)	Result (dBuV/m)	Limit (dBuV/m)	Margin (dB)	Remark
1	2390.000	19.49	32.16	51.65	54.00	-2.35	AVG
2	2483.500	20.34	32.44	52.78	54.00	-1.22	AVG
3	2484.990	19.58	32.44	52.02	54.00	-1.98	AVG

Test Mode:	802.11n HT40 PK	Frequency(MHz):	2447
Polarity:	Vertical	Test Voltage:	DC 48 V



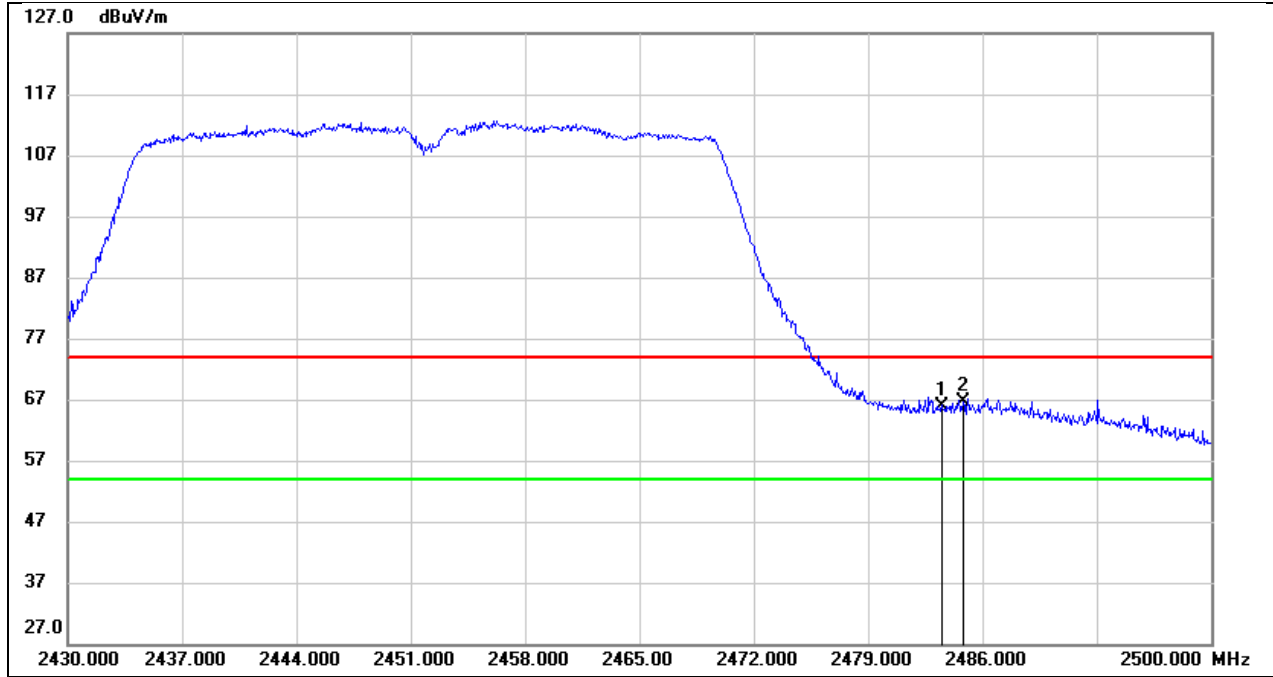
No.	Frequency (MHz)	Reading (dBuV)	Correct (dB/m)	Result (dBuV/m)	Limit (dBuV/m)	Margin (dB)	Remark
1	2483.500	33.96	32.44	66.40	74.00	-7.60	peak
2	2483.950	34.00	32.44	66.44	74.00	-7.56	peak

Test Mode:	802.11n HT40 AV	Frequency(MHz):	2447
Polarity:	Vertical	Test Voltage:	DC 48 V



No.	Frequency (MHz)	Reading (dBuV)	Correct (dB/m)	Result (dBuV/m)	Limit (dBuV/m)	Margin (dB)	Remark
1	2483.500	19.87	32.44	52.31	54.00	-1.69	AVG
2	2483.950	20.25	32.44	52.69	54.00	-1.31	AVG

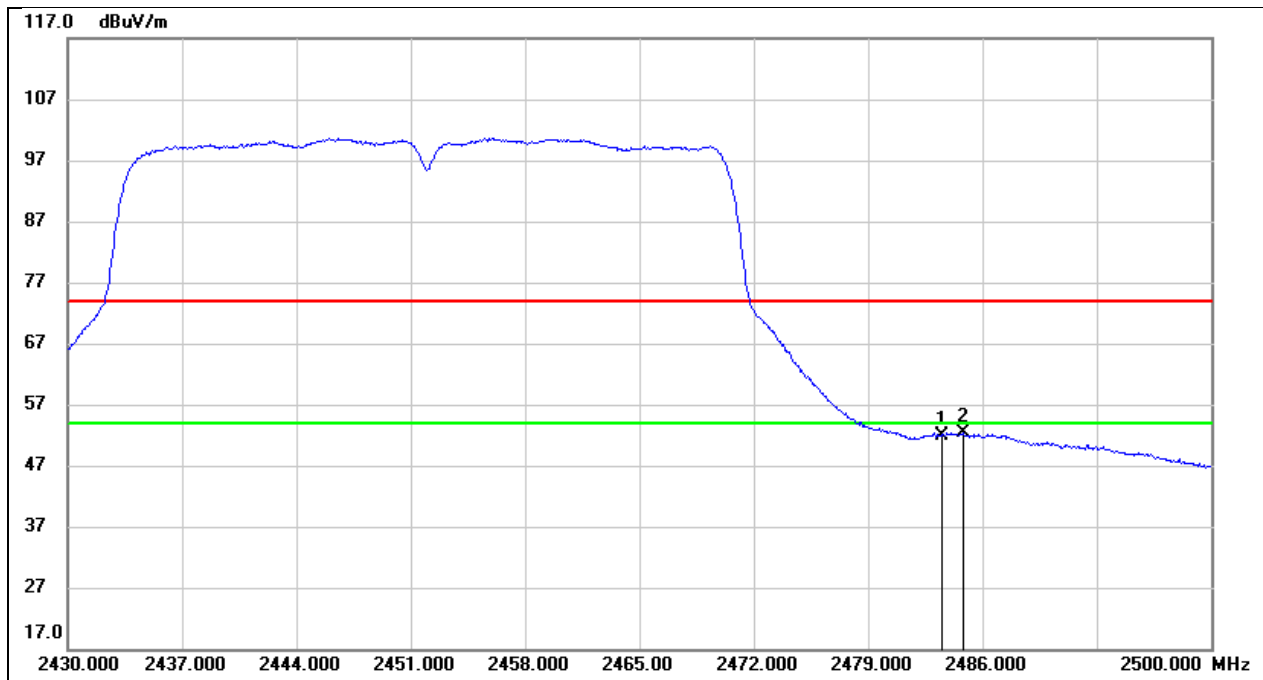
Test Mode:	802.11n HT40 PK	Frequency(MHz):	2452
Polarity:	Vertical	Test Voltage:	DC 48 V



No.	Frequency (MHz)	Reading (dBuV)	Correct (dB/m)	Result (dBuV/m)	Limit (dBuV/m)	Margin (dB)	Remark
1	2483.500	33.54	32.44	65.98	74.00	-8.02	peak
2	2484.810	34.26	32.44	66.70	74.00	-7.30	peak

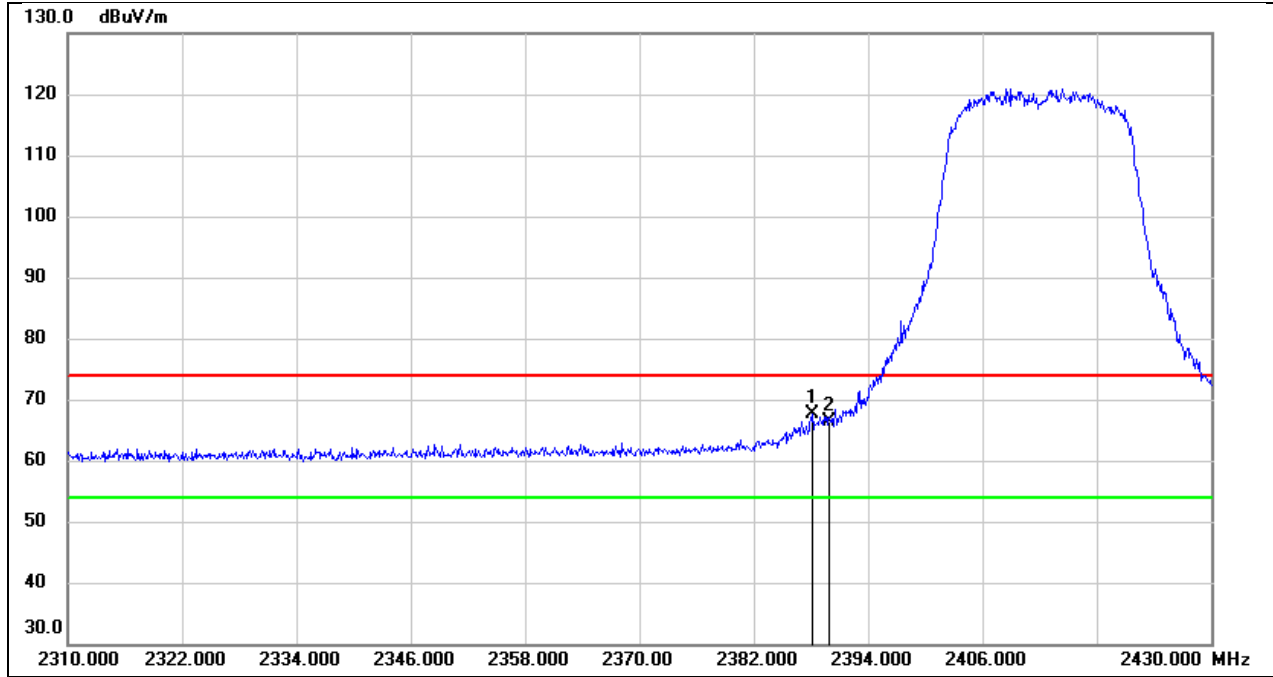


Test Mode:	802.11n HT40 AV	Frequency(MHz):	2452
Polarity:	Vertical	Test Voltage:	DC 48 V



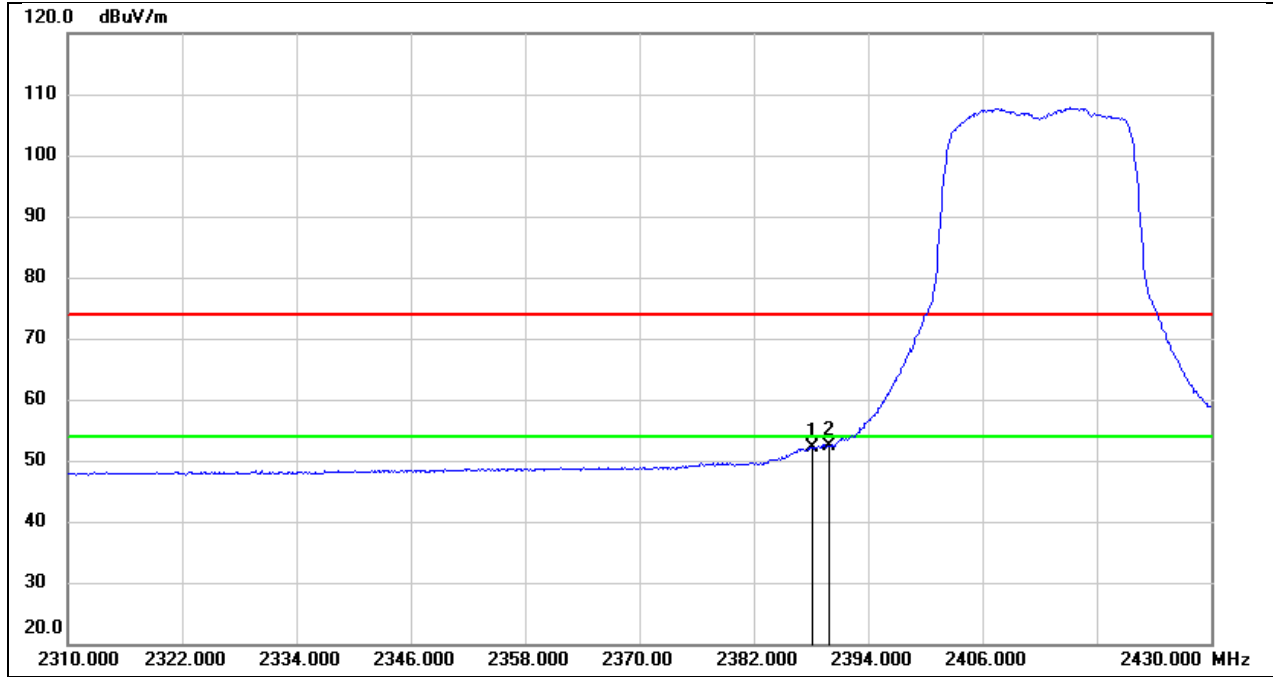
No.	Frequency (MHz)	Reading (dBuV)	Correct (dB/m)	Result (dBuV/m)	Limit (dBuV/m)	Margin (dB)	Remark
1	2483.500	19.46	32.44	51.90	54.00	-2.10	AVG
2	2484.810	19.90	32.44	52.34	54.00	-1.66	AVG

Test Mode:	802.11ax HE20 PK	Frequency(MHz):	2412
Polarity:	Vertical	Test Voltage:	DC 48 V



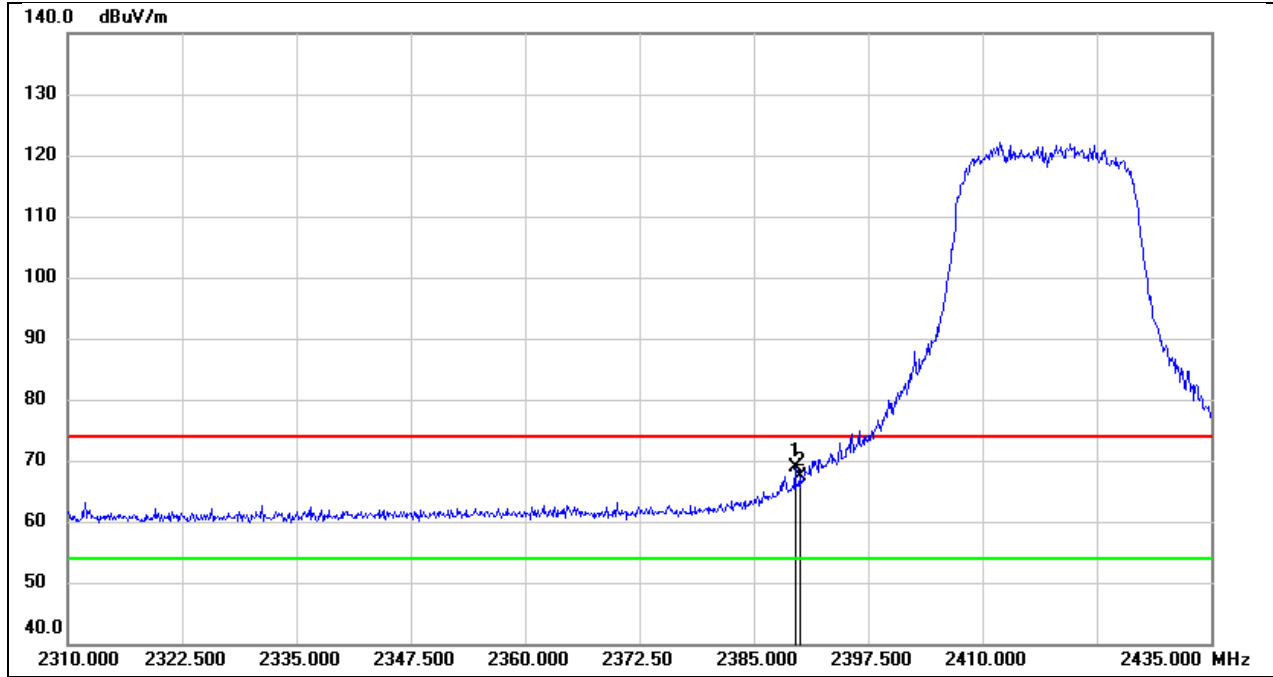
No.	Frequency (MHz)	Reading (dBuV)	Correct (dB/m)	Result (dBuV/m)	Limit (dBuV/m)	Margin (dB)	Remark
1	2388.120	35.52	32.16	67.68	74.00	-6.32	peak
2	2390.000	34.27	32.16	66.43	74.00	-7.57	peak

Test Mode:	802.11ax HE20 AV	Frequency(MHz):	2412
Polarity:	Vertical	Test Voltage:	DC 48 V



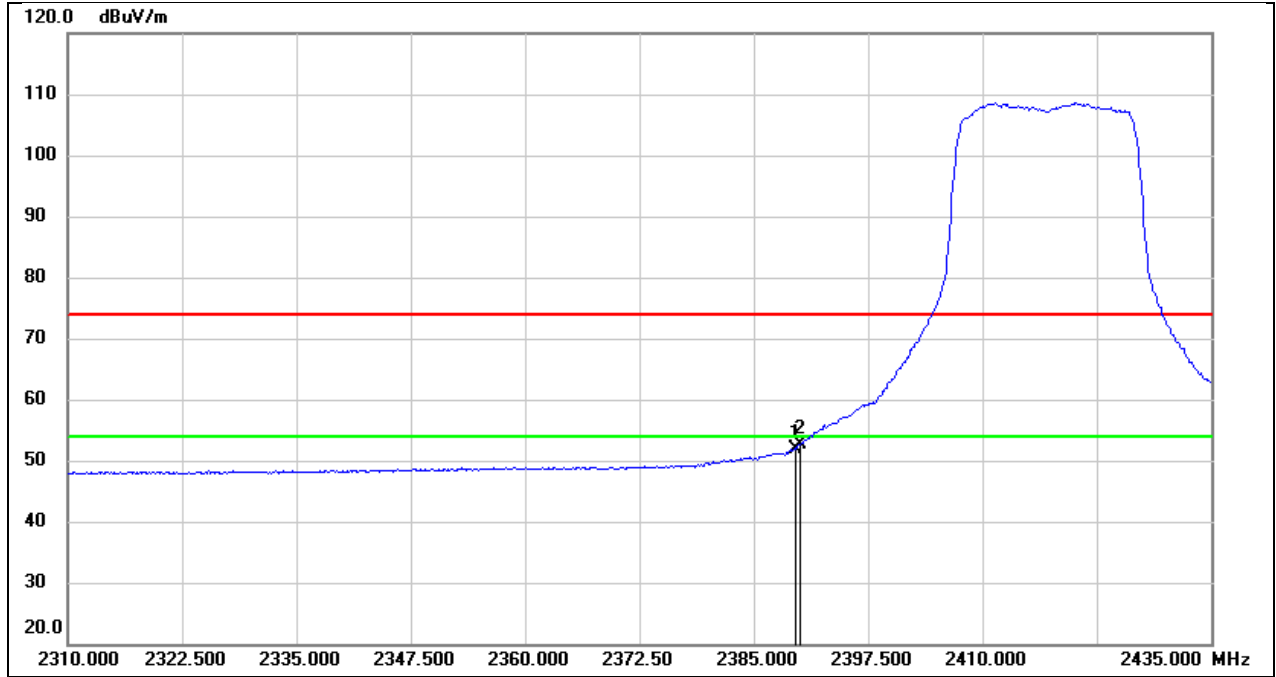
No.	Frequency (MHz)	Reading (dBuV)	Correct (dB/m)	Result (dBuV/m)	Limit (dBuV/m)	Margin (dB)	Remark
1	2388.120	19.99	32.16	52.15	54.00	-1.85	AVG
2	2390.000	20.14	32.16	52.30	54.00	-1.70	AVG

Test Mode:	802.11ax HE20 PK	Frequency(MHz):	2417
Polarity:	Vertical	Test Voltage:	DC 48 V



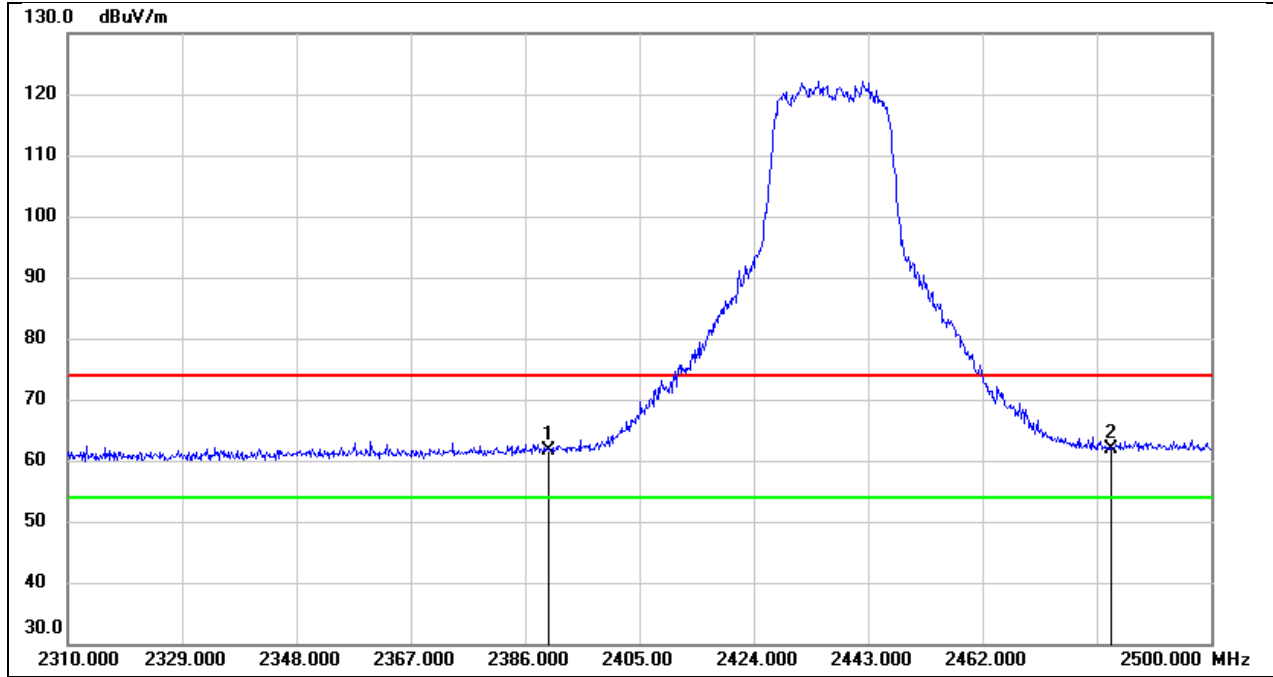
No.	Frequency (MHz)	Reading (dBuV)	Correct (dB/m)	Result (dBuV/m)	Limit (dBuV/m)	Margin (dB)	Remark
1	2389.500	36.80	32.16	68.96	74.00	-5.04	peak
2	2390.000	35.12	32.16	67.28	74.00	-6.72	peak

Test Mode:	802.11ax HE20 AV	Frequency(MHz):	2417
Polarity:	Vertical	Test Voltage:	DC 48 V



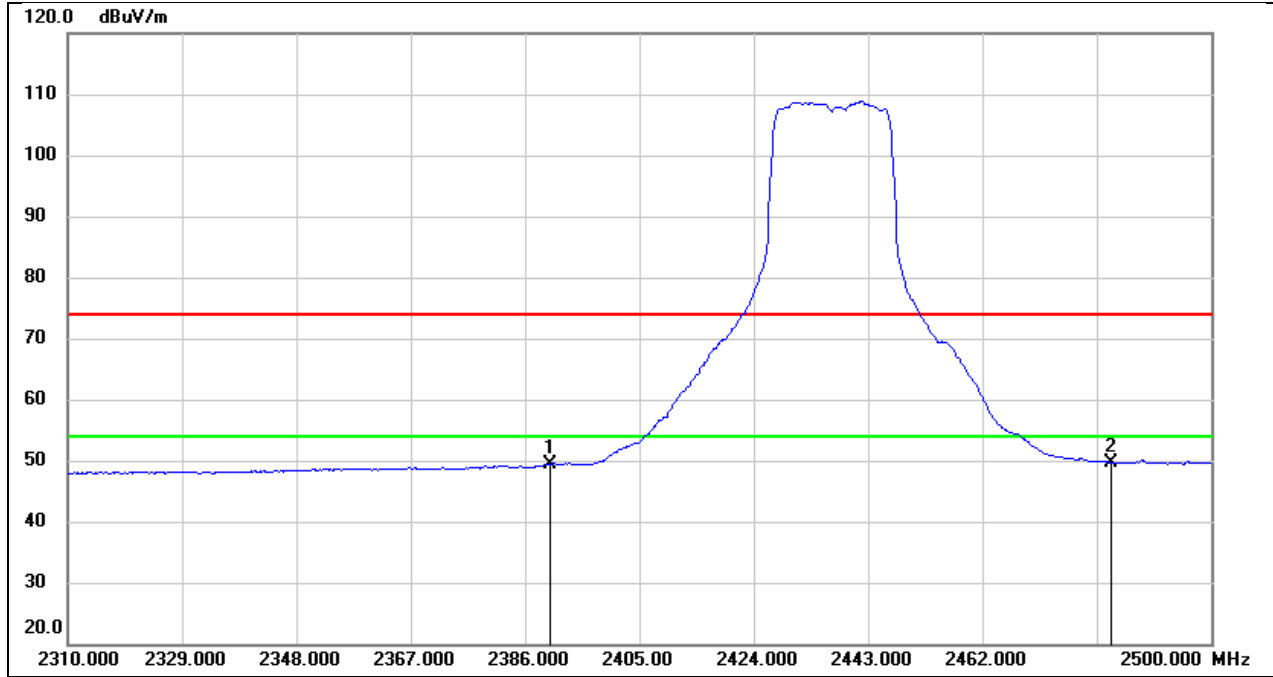
No.	Frequency (MHz)	Reading (dBuV)	Correct (dB/m)	Result (dBuV/m)	Limit (dBuV/m)	Margin (dB)	Remark
1	2389.500	19.73	32.16	51.89	54.00	-2.11	AVG
2	2390.000	20.35	32.16	52.51	54.00	-1.49	AVG

Test Mode:	802.11ax HE20 PK	Frequency(MHz):	2437
Polarity:	Vertical	Test Voltage:	DC 48 V



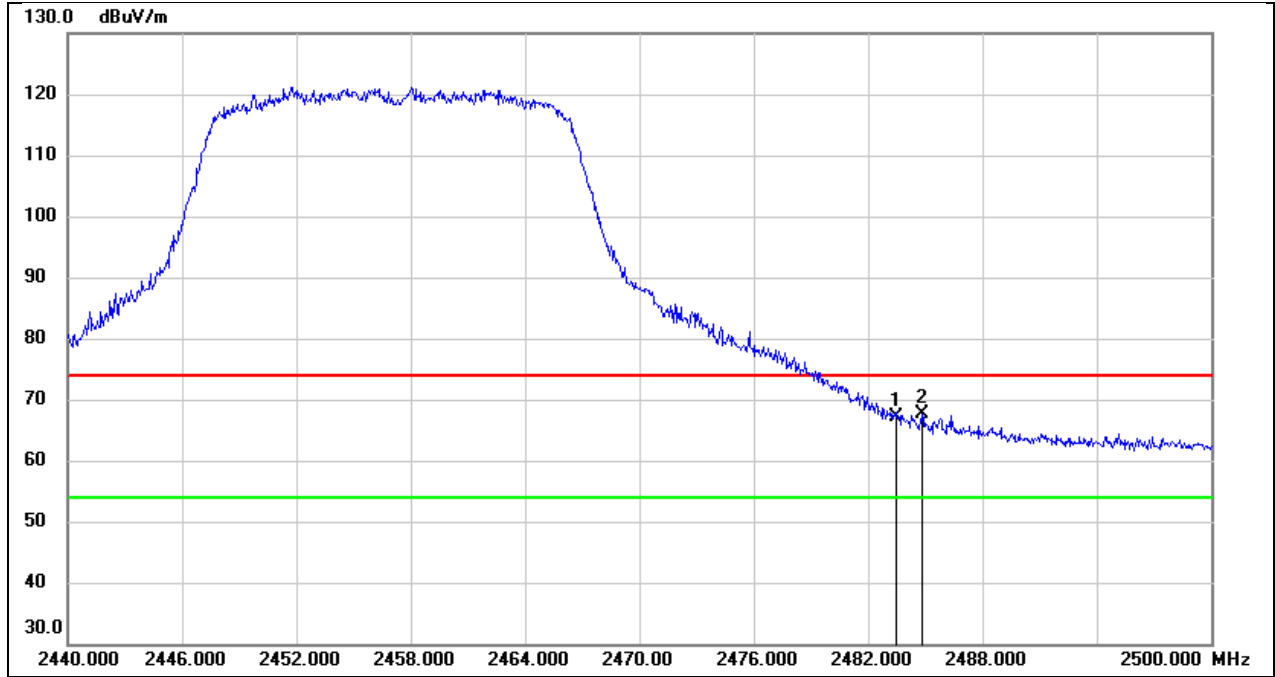
No.	Frequency (MHz)	Reading (dBuV)	Correct (dB/m)	Result (dBuV/m)	Limit (dBuV/m)	Margin (dB)	Remark
1	2390.000	29.46	32.16	61.62	74.00	-12.38	peak
2	2483.500	29.44	32.44	61.88	74.00	-12.12	peak

Test Mode:	802.11ax HE20 AV	Frequency(MHz):	2437
Polarity:	Vertical	Test Voltage:	DC 48 V



No.	Frequency (MHz)	Reading (dBuV)	Correct (dB/m)	Result (dBuV/m)	Limit (dBuV/m)	Margin (dB)	Remark
1	2390.000	17.25	32.16	49.41	54.00	-4.59	AVG
2	2483.500	17.15	32.44	49.59	54.00	-4.41	AVG

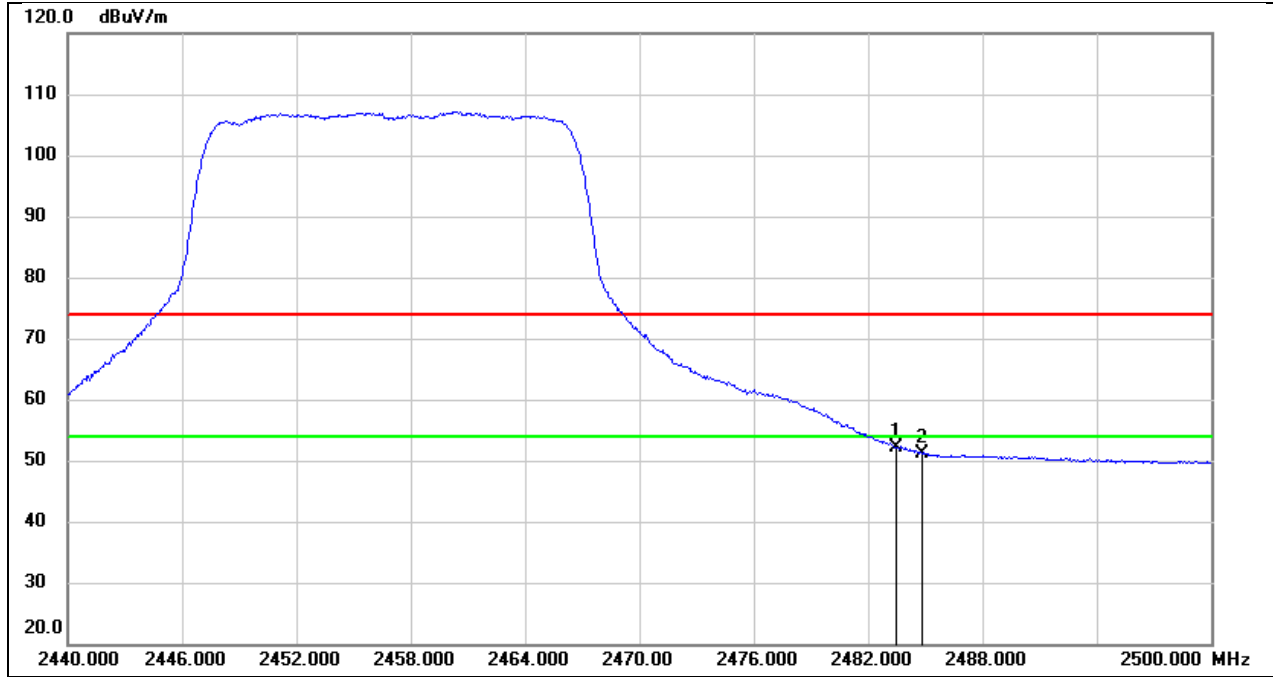
Test Mode:	802.11ax HE20 PK	Frequency(MHz):	2457
Polarity:	Vertical	Test Voltage:	DC 48 V



No.	Frequency (MHz)	Reading (dBuV)	Correct (dB/m)	Result (dBuV/m)	Limit (dBuV/m)	Margin (dB)	Remark
1	2483.500	34.67	32.44	67.11	74.00	-6.89	peak
2	2484.820	35.14	32.44	67.58	74.00	-6.42	peak

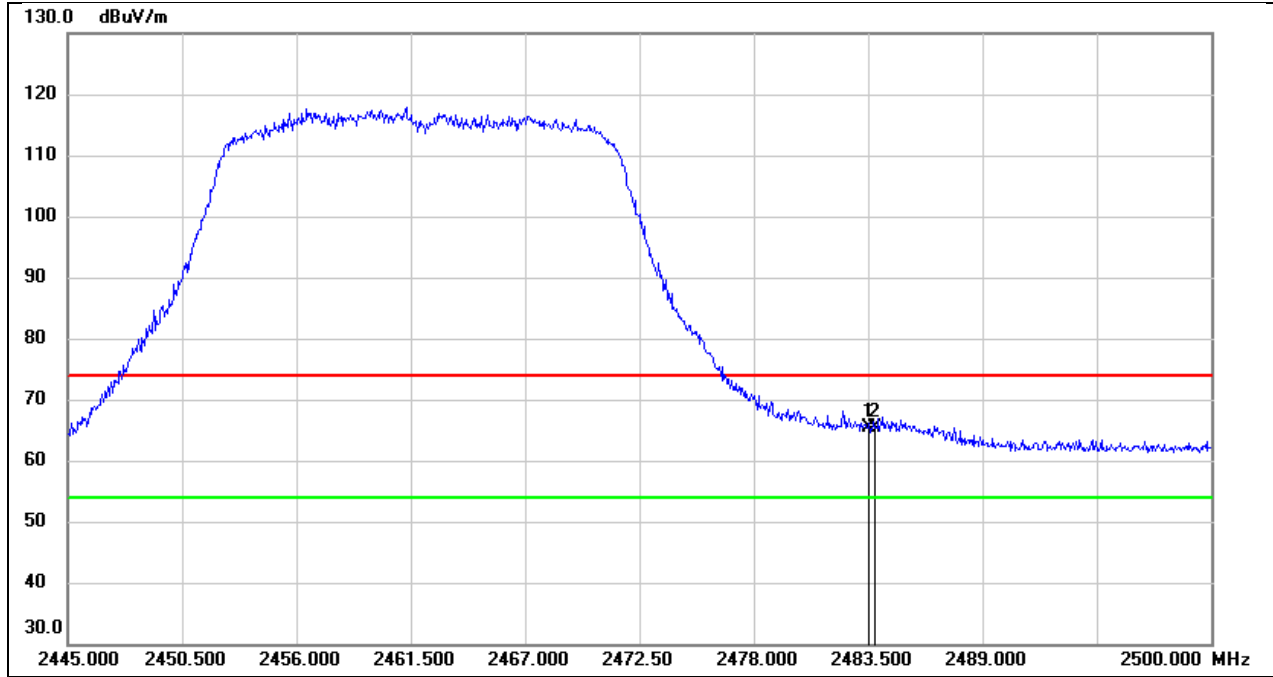


Test Mode:	802.11ax HE20 AV	Frequency(MHz):	2457
Polarity:	Vertical	Test Voltage:	DC 48 V



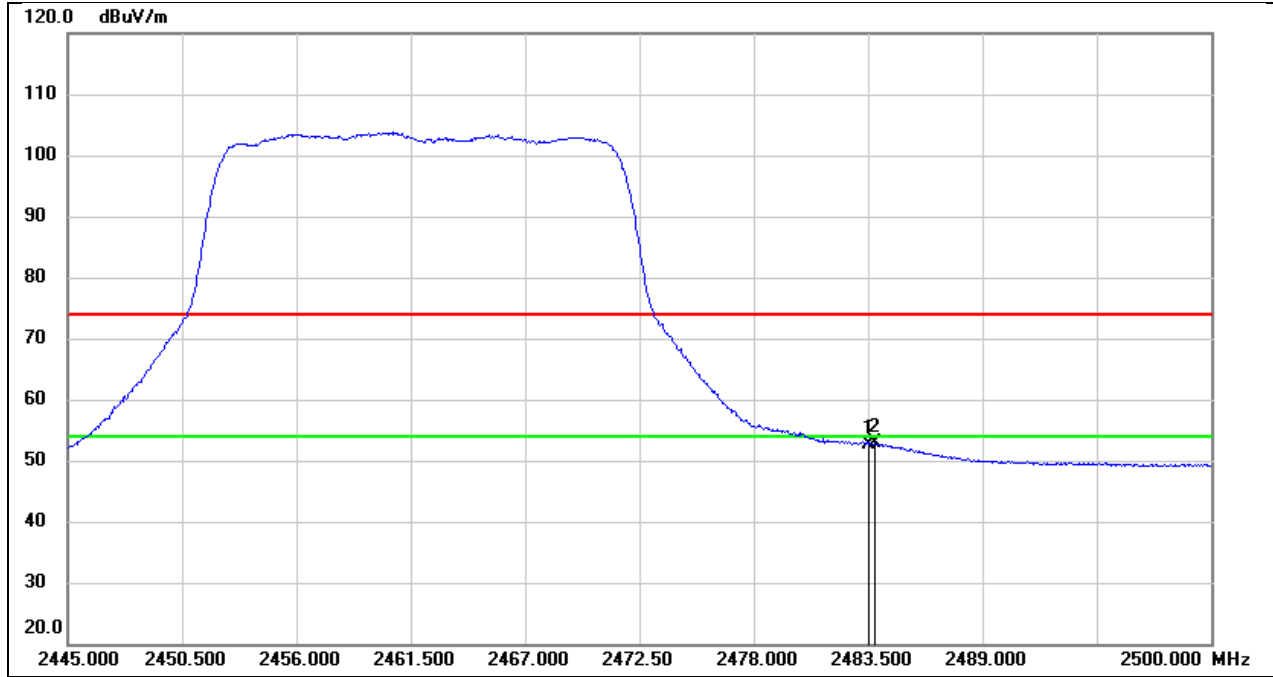
No.	Frequency (MHz)	Reading (dBuV)	Correct (dB/m)	Result (dBuV/m)	Limit (dBuV/m)	Margin (dB)	Remark
1	2483.500	19.75	32.44	52.19	54.00	-1.81	AVG
2	2484.820	18.80	32.44	51.24	54.00	-2.76	AVG

Test Mode:	802.11ax HE20 PK	Frequency(MHz):	2462
Polarity:	Vertical	Test Voltage:	DC 48 V



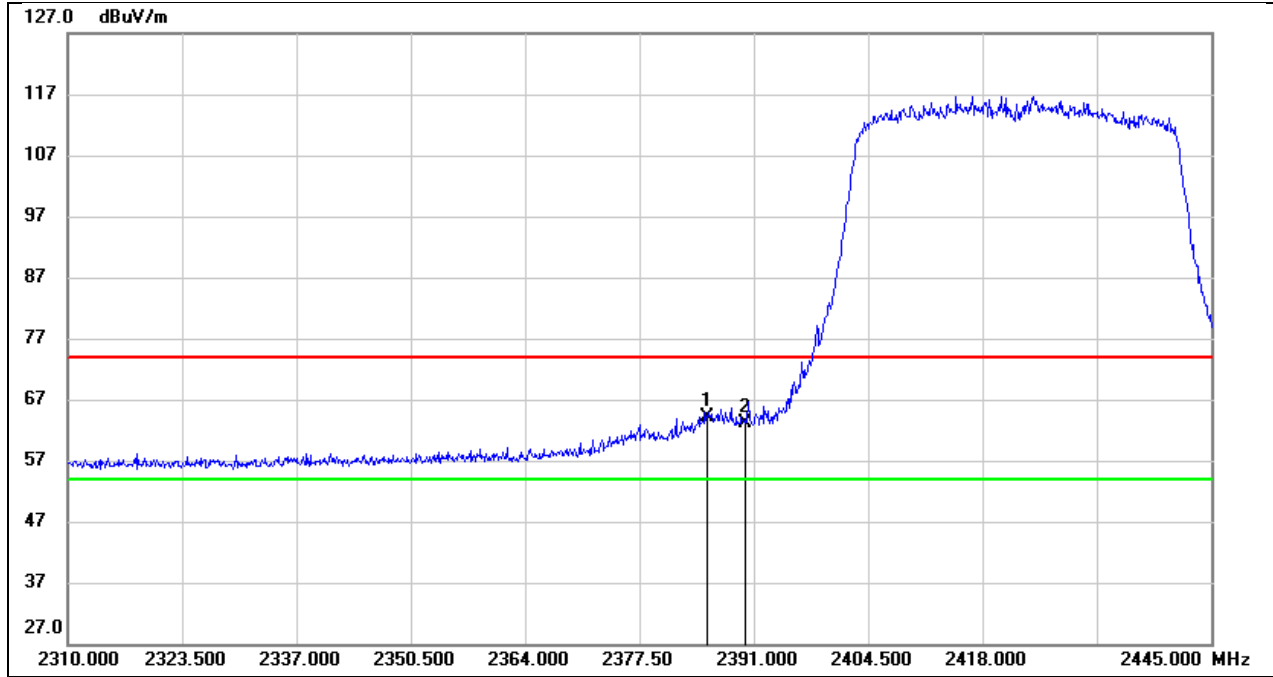
No.	Frequency (MHz)	Reading (dBuV)	Correct (dB/m)	Result (dBuV/m)	Limit (dBuV/m)	Margin (dB)	Remark
1	2483.500	33.05	32.44	65.49	74.00	-8.51	peak
2	2483.830	32.83	32.44	65.27	74.00	-8.73	peak

Test Mode:	802.11ax HE20 AV	Frequency(MHz):	2462
Polarity:	Vertical	Test Voltage:	DC 48 V



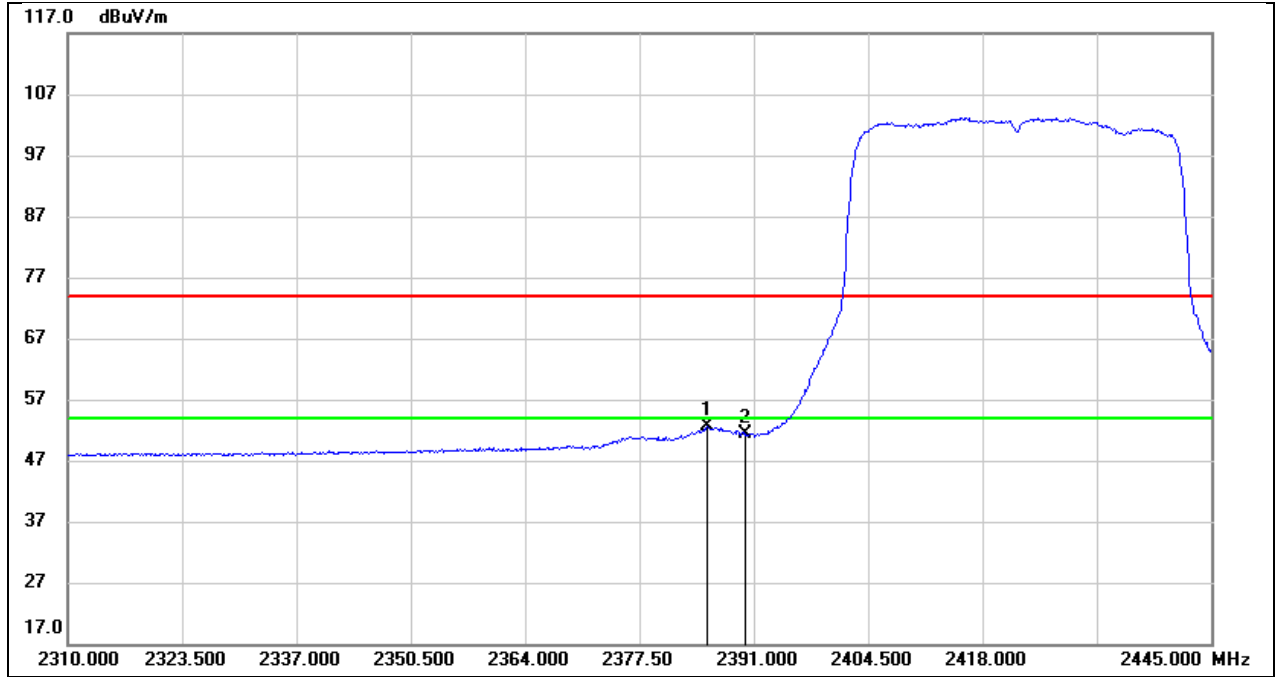
No.	Frequency (MHz)	Reading (dBuV)	Correct (dB/m)	Result (dBuV/m)	Limit (dBuV/m)	Margin (dB)	Remark
1	2483.500	20.31	32.44	52.75	54.00	-1.25	AVG
2	2483.830	20.40	32.44	52.84	54.00	-1.16	AVG

Test Mode:	802.11ax HE40 PK	Frequency(MHz):	2422
Polarity:	Vertical	Test Voltage:	DC 48 V



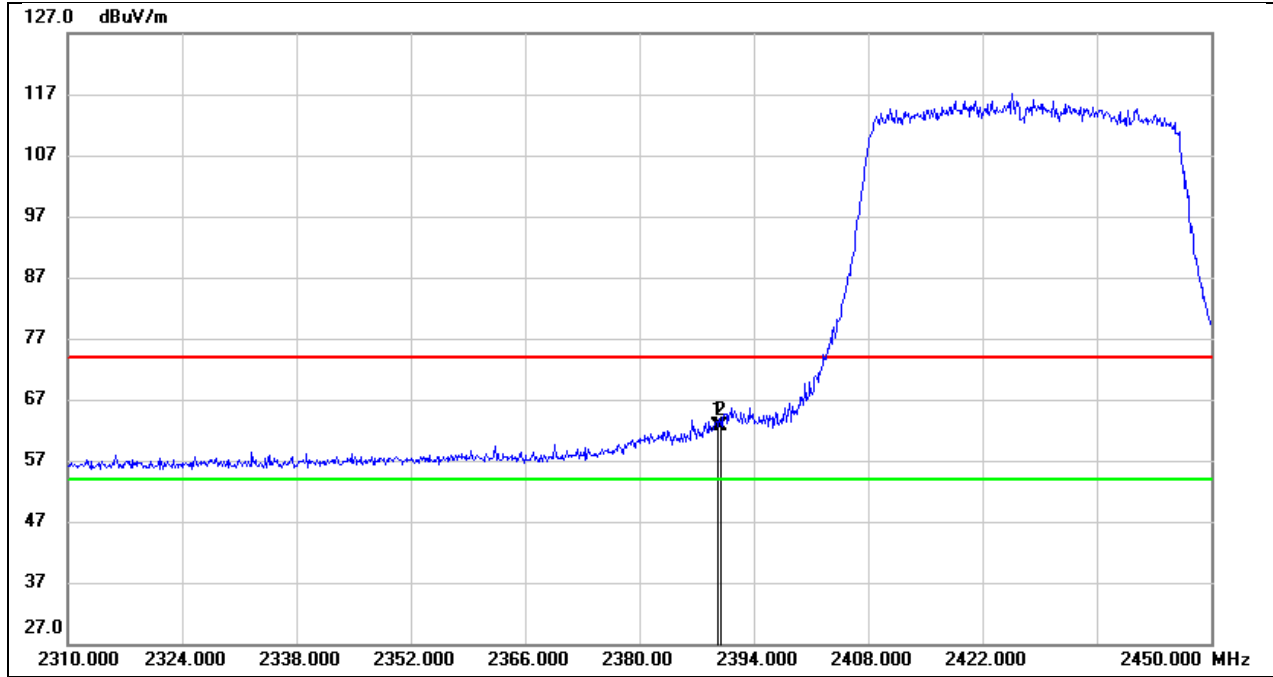
No.	Frequency (MHz)	Reading (dBuV)	Correct (dB/m)	Result (dBuV/m)	Limit (dBuV/m)	Margin (dB)	Remark
1	2385.465	32.05	32.14	64.19	74.00	-9.81	peak
2	2390.000	31.06	32.16	63.22	74.00	-10.78	peak

Test Mode:	802.11ax HE40 AV	Frequency(MHz):	2422
Polarity:	Vertical	Test Voltage:	DC 48 V



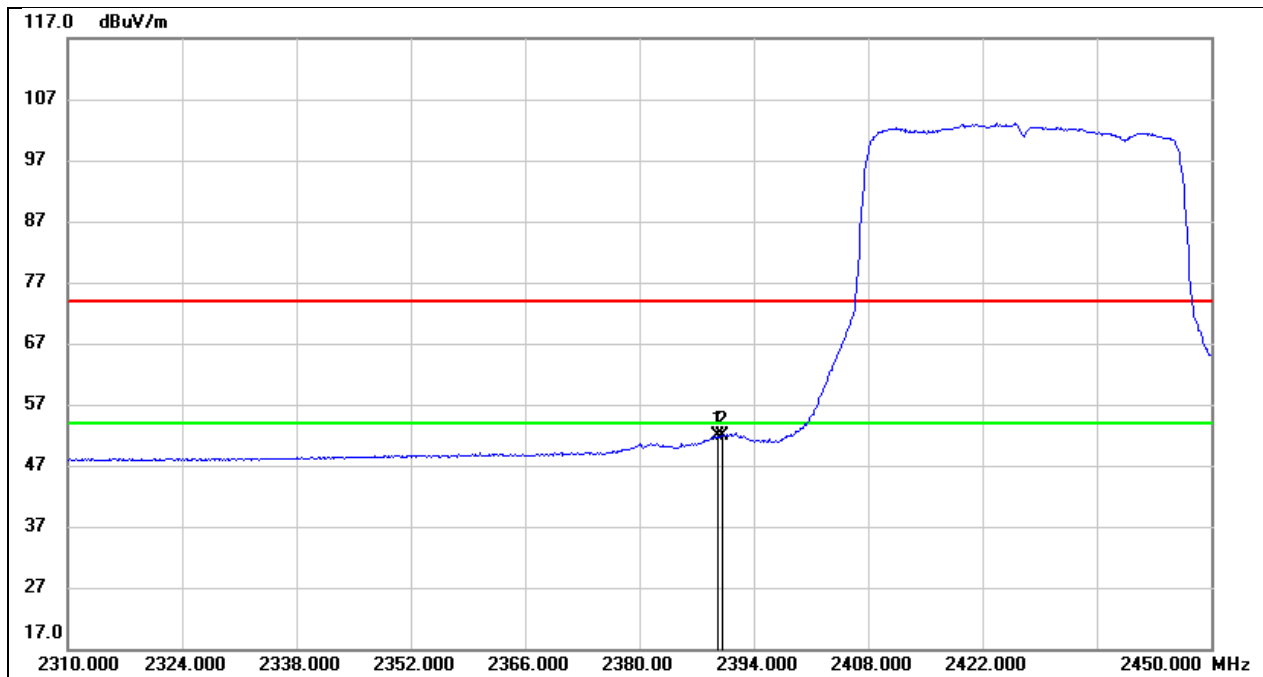
No.	Frequency (MHz)	Reading (dBuV)	Correct (dB/m)	Result (dBuV/m)	Limit (dBuV/m)	Margin (dB)	Remark
1	2385.465	20.39	32.14	52.53	54.00	-1.47	AVG
2	2390.000	19.18	32.16	51.34	54.00	-2.66	AVG

Test Mode:	802.11ax HE40 PK	Frequency(MHz):	2427
Polarity:	Vertical	Test Voltage:	DC 48 V



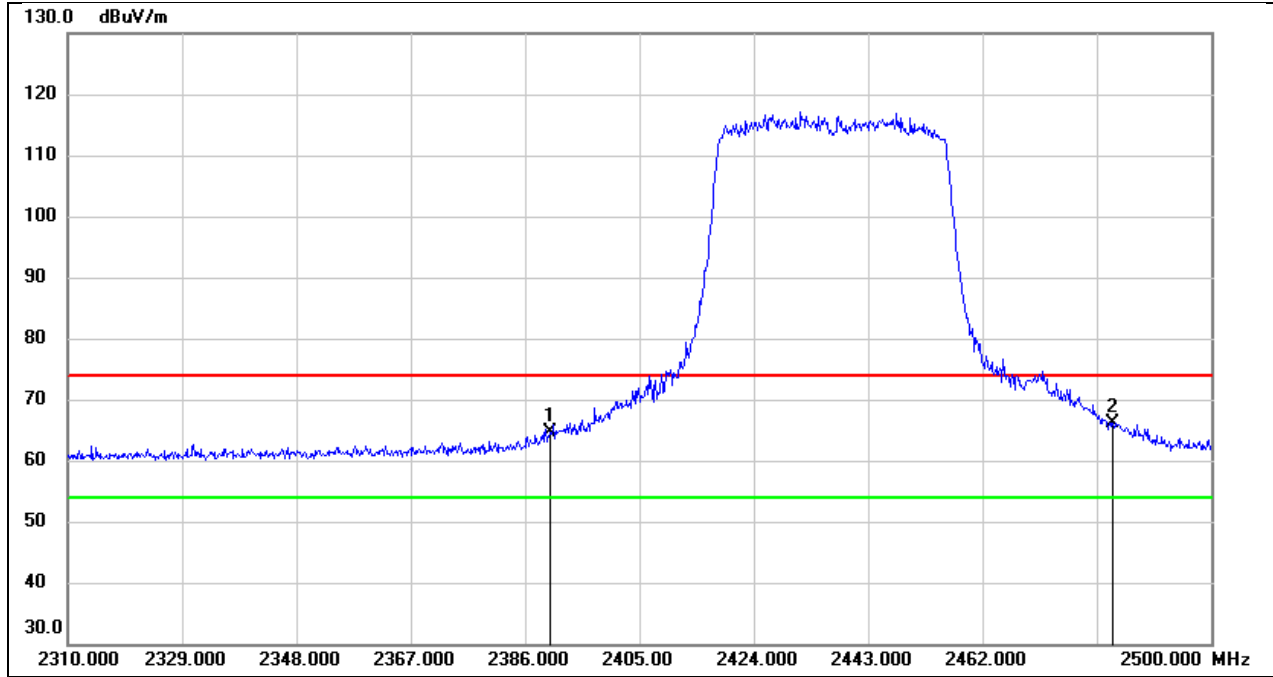
No.	Frequency (MHz)	Reading (dBuV)	Correct (dB/m)	Result (dBuV/m)	Limit (dBuV/m)	Margin (dB)	Remark
1	2389.660	30.59	32.16	62.75	74.00	-11.25	peak
2	2390.000	30.55	32.16	62.71	74.00	-11.29	peak

Test Mode:	802.11ax HE40 AV	Frequency(MHz):	2427
Polarity:	Vertical	Test Voltage:	DC 48 V



No.	Frequency (MHz)	Reading (dBuV)	Correct (dB/m)	Result (dBuV/m)	Limit (dBuV/m)	Margin (dB)	Remark
1	2389.660	19.82	32.16	51.98	54.00	-2.02	AVG
2	2390.000	19.70	32.16	51.86	54.00	-2.14	AVG

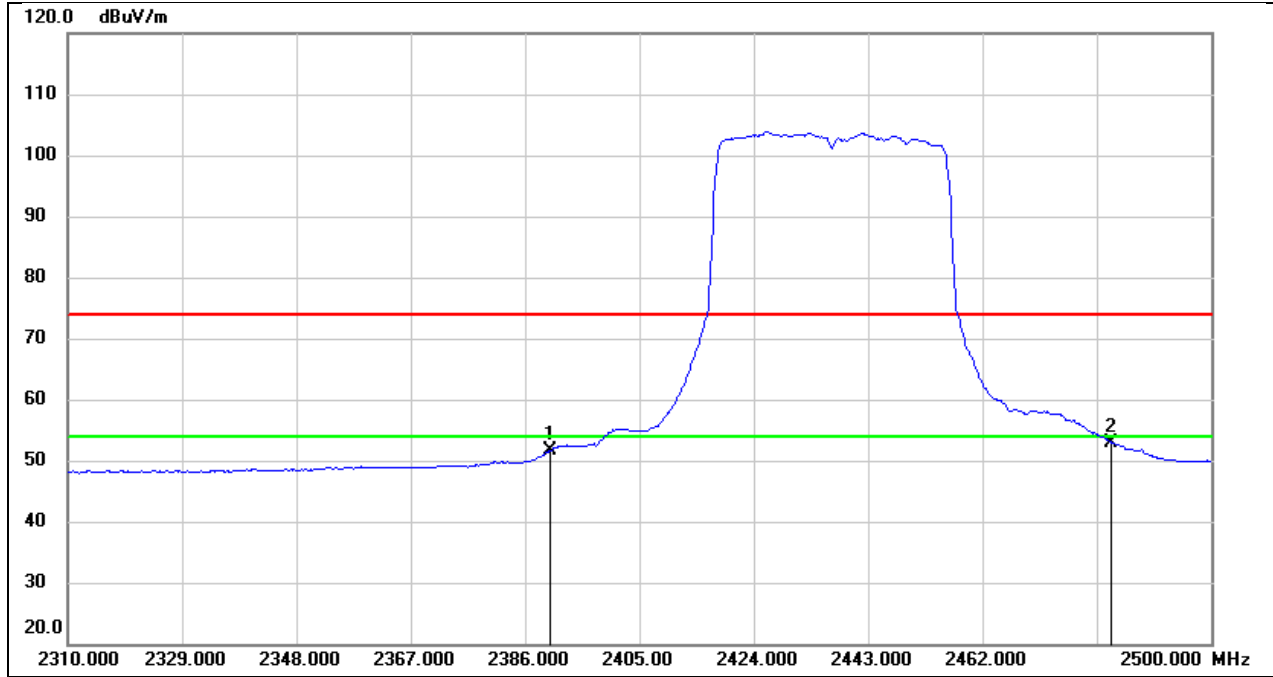
Test Mode:	802.11ax HE40 PK	Frequency(MHz):	2437
Polarity:	Vertical	Test Voltage:	DC 48 V



No.	Frequency (MHz)	Reading (dBuV)	Correct (dB/m)	Result (dBuV/m)	Limit (dBuV/m)	Margin (dB)	Remark
1	2390.000	32.56	32.16	64.72	74.00	-9.28	peak
2	2483.500	33.80	32.44	66.24	74.00	-7.76	peak

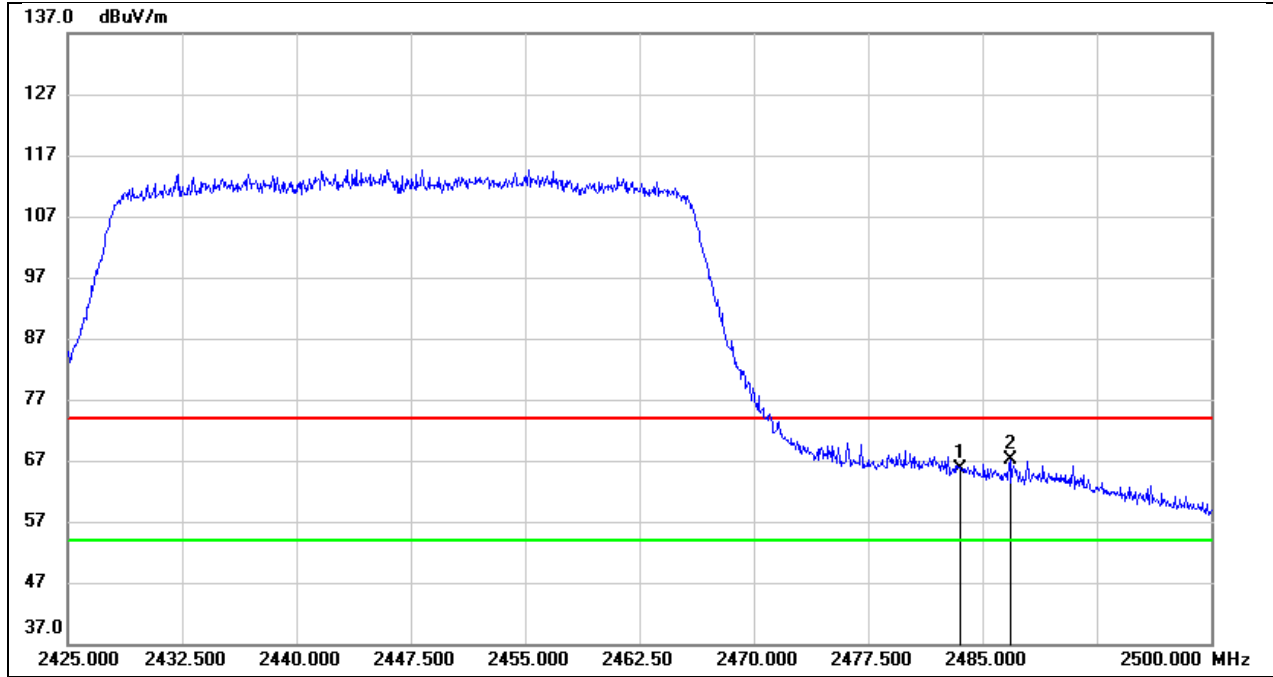


Test Mode:	802.11ax HE40 AV	Frequency(MHz):	2437
Polarity:	Vertical	Test Voltage:	DC 48 V



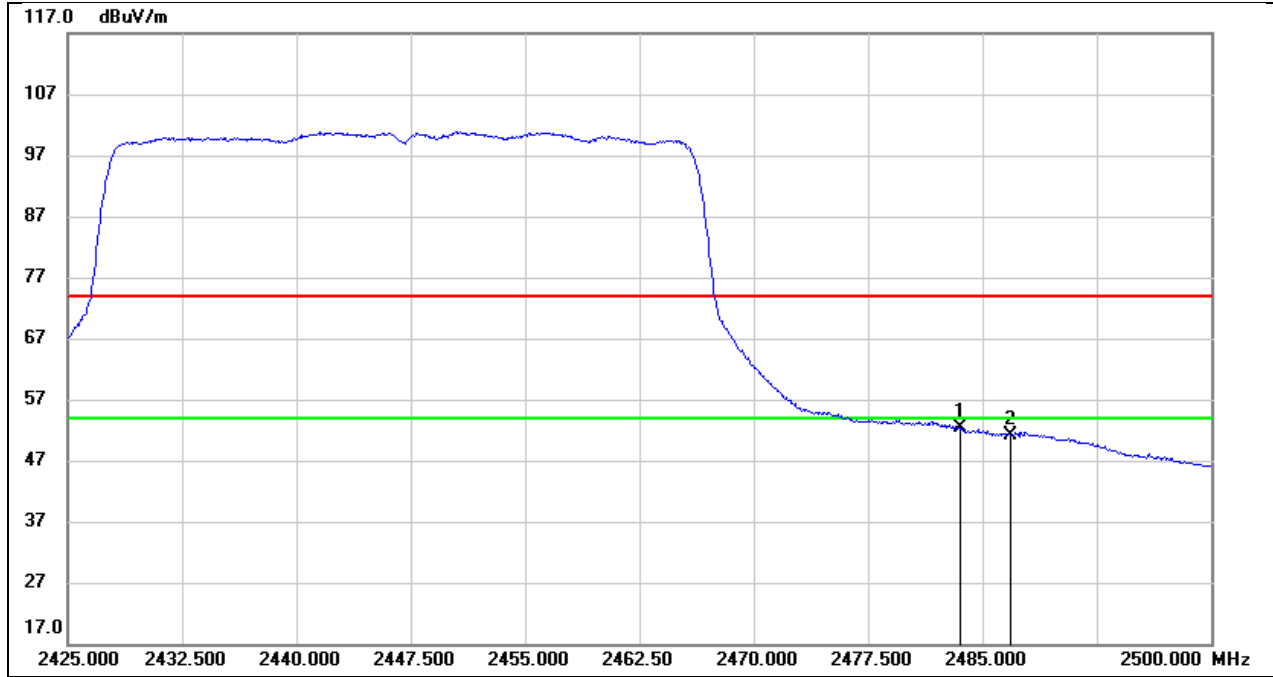
No.	Frequency (MHz)	Reading (dBuV)	Correct (dB/m)	Result (dBuV/m)	Limit (dBuV/m)	Margin (dB)	Remark
1	2390.000	19.41	32.16	51.57	54.00	-2.43	AVG
2	2483.500	20.38	32.44	52.82	54.00	-1.18	AVG

Test Mode:	802.11ax HE40 PK	Frequency(MHz):	2447
Polarity:	Vertical	Test Voltage:	DC 48 V



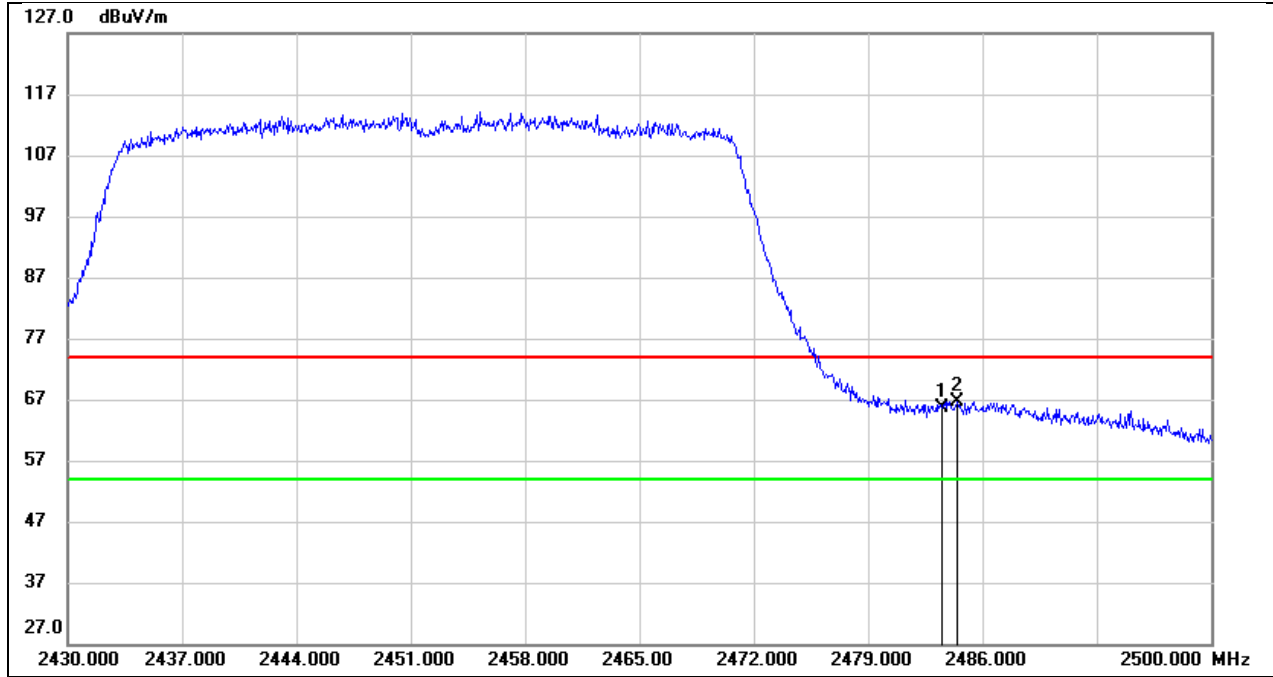
No.	Frequency (MHz)	Reading (dBuV)	Correct (dB/m)	Result (dBuV/m)	Limit (dBuV/m)	Margin (dB)	Remark
1	2483.500	33.19	32.44	65.63	74.00	-8.37	peak
2	2486.800	34.66	32.45	67.11	74.00	-6.89	peak

Test Mode:	802.11ax HE40 AV	Frequency(MHz):	2447
Polarity:	Vertical	Test Voltage:	DC 48 V



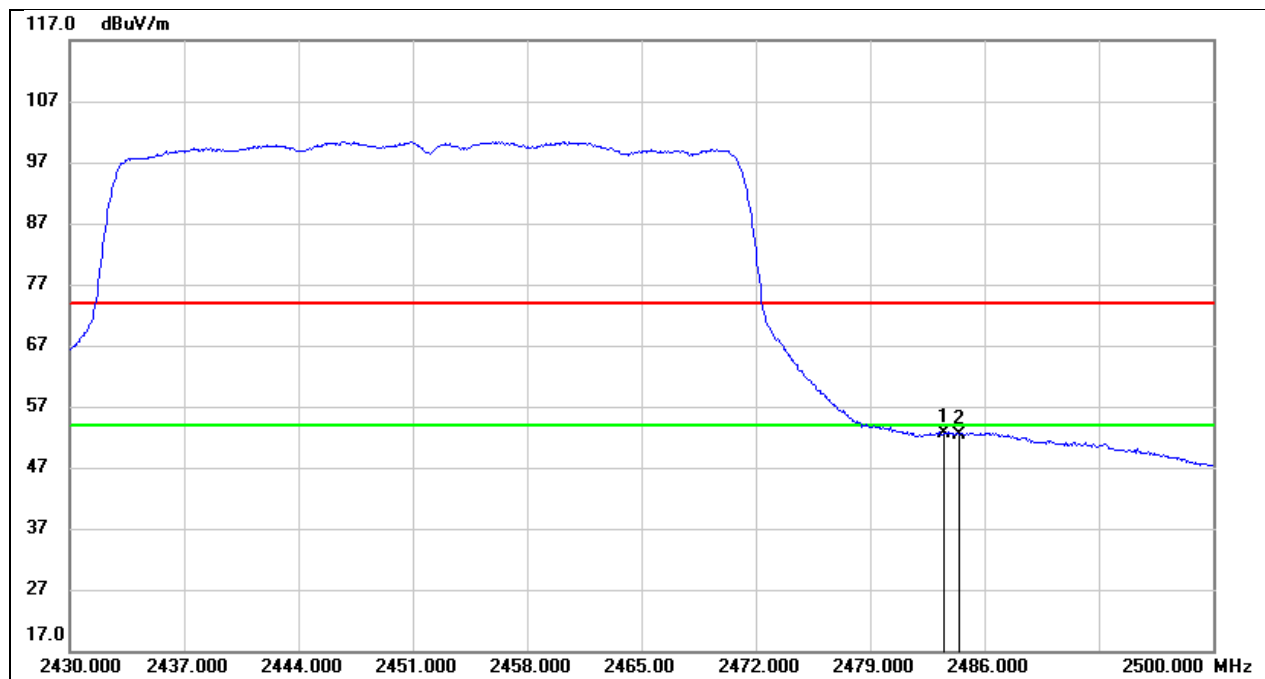
No.	Frequency (MHz)	Reading (dBuV)	Correct (dB/m)	Result (dBuV/m)	Limit (dBuV/m)	Margin (dB)	Remark
1	2483.500	19.87	32.44	52.31	54.00	-1.69	AVG
2	2486.800	18.71	32.45	51.16	54.00	-2.84	AVG

Test Mode:	802.11ax HE40 PK	Frequency(MHz):	2452
Polarity:	Vertical	Test Voltage:	DC 48 V



No.	Frequency (MHz)	Reading (dBuV)	Correct (dB/m)	Result (dBuV/m)	Limit (dBuV/m)	Margin (dB)	Remark
1	2483.500	33.22	32.44	65.66	74.00	-8.34	peak
2	2484.460	34.12	32.44	66.56	74.00	-7.44	peak

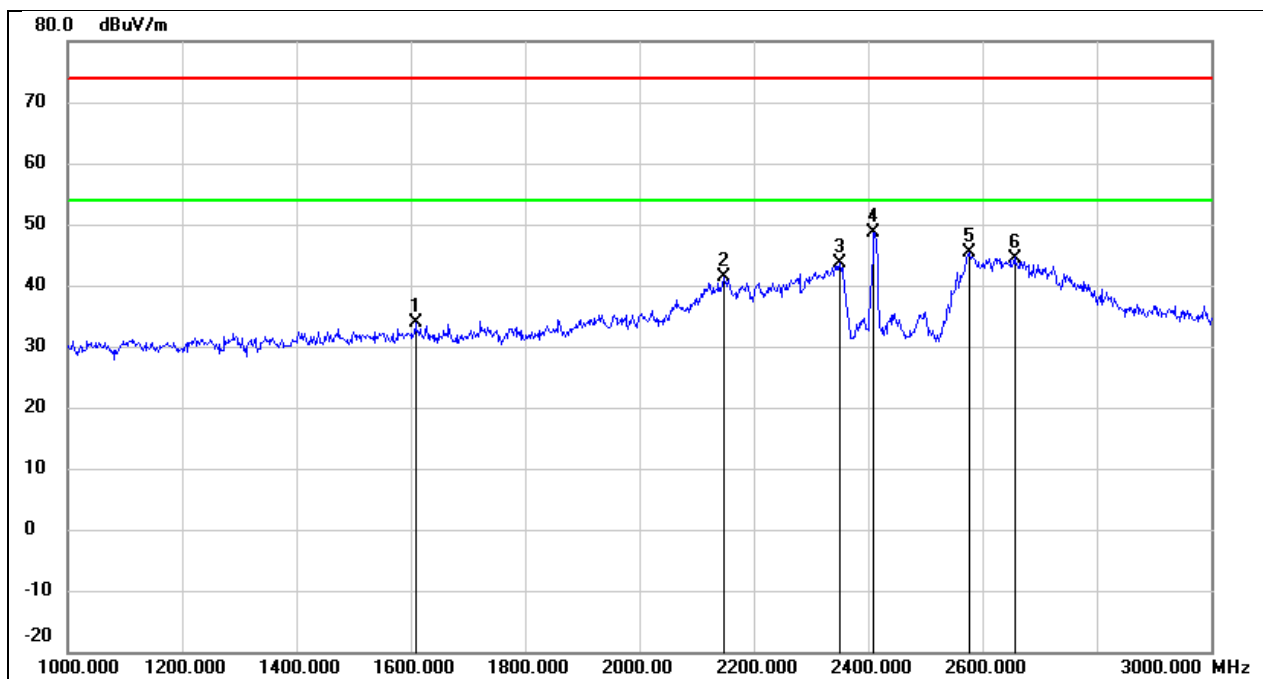
Test Mode:	802.11ax HE40 AV	Frequency(MHz):	2452
Polarity:	Vertical	Test Voltage:	DC 48 V



No.	Frequency (MHz)	Reading (dBuV)	Correct (dB/m)	Result (dBuV/m)	Limit (dBuV/m)	Margin (dB)	Remark
1	2483.500	20.28	32.44	52.72	54.00	-1.28	AVG
2	2484.460	20.05	32.44	52.49	54.00	-1.51	AVG

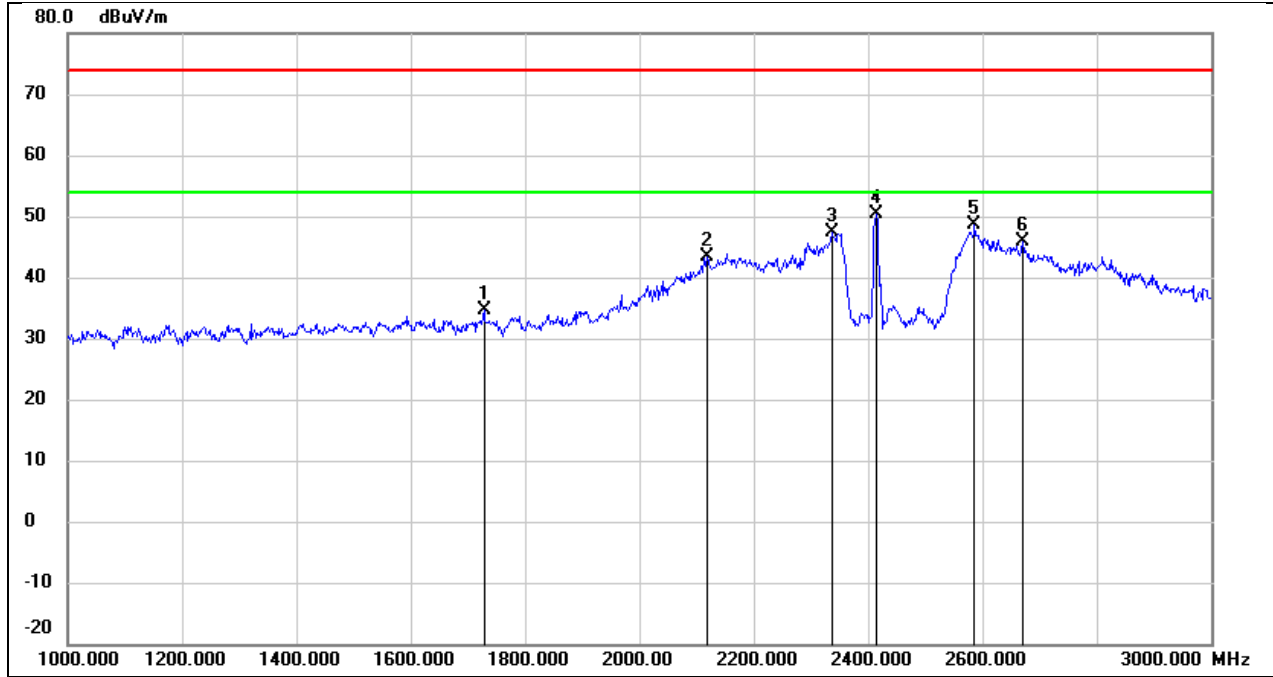
### 8.3. SPURIOUS EMISSIONS(1 GHZ~3 GHZ) FOR HORIZONTAL ANTENNA

Test Mode:	802.11b	Frequency(MHz):	2412
Polarity:	Horizontal	Test Voltage:	DC 48 V



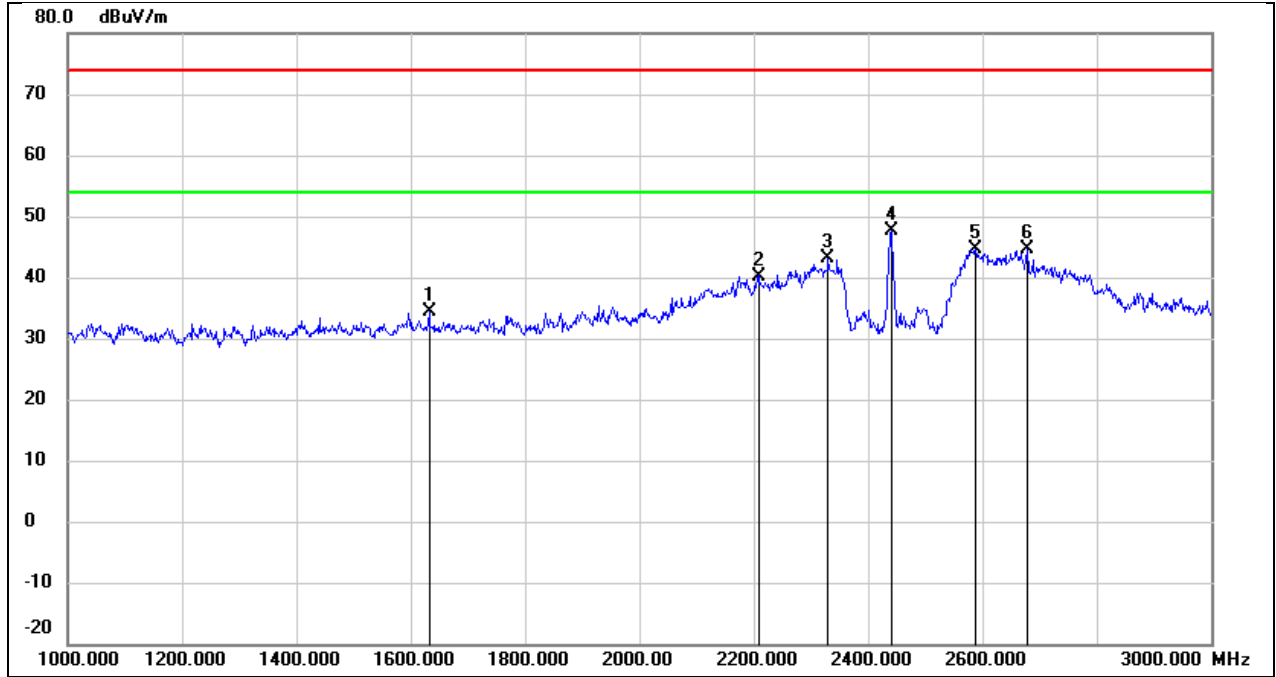
No.	Frequency (MHz)	Reading (dBuV)	Correct (dB/m)	Result (dBuV/m)	Limit (dBuV/m)	Margin (dB)	Remark
1	1608.000	46.33	-12.35	33.98	74.00	-40.02	peak
2	2148.000	51.71	-10.31	41.40	74.00	-32.60	peak
3	2350.000	52.85	-9.26	43.59	74.00	-30.41	peak
4	2410.000	57.58	-8.95	48.63	74.00	-25.37	peak
5	2578.000	53.74	-8.26	45.48	74.00	-28.52	peak
6	2656.000	52.52	-8.02	44.50	74.00	-29.50	peak

Test Mode:	802.11b	Frequency(MHz):	2412
Polarity:	Vertical	Test Voltage:	DC 48 V



No.	Frequency (MHz)	Reading (dBuV)	Correct (dB/m)	Result (dBuV/m)	Limit (dBuV/m)	Margin (dB)	Remark
1	1728.000	46.60	-11.95	34.65	74.00	-39.35	peak
2	2118.000	53.94	-10.45	43.49	74.00	-30.51	peak
3	2336.000	56.59	-9.33	47.26	74.00	-26.74	peak
4	2414.000	59.42	-8.93	50.49	74.00	-23.51	peak
5	2586.000	56.81	-8.24	48.57	74.00	-25.43	peak
6	2670.000	53.73	-7.97	45.76	74.00	-28.24	peak

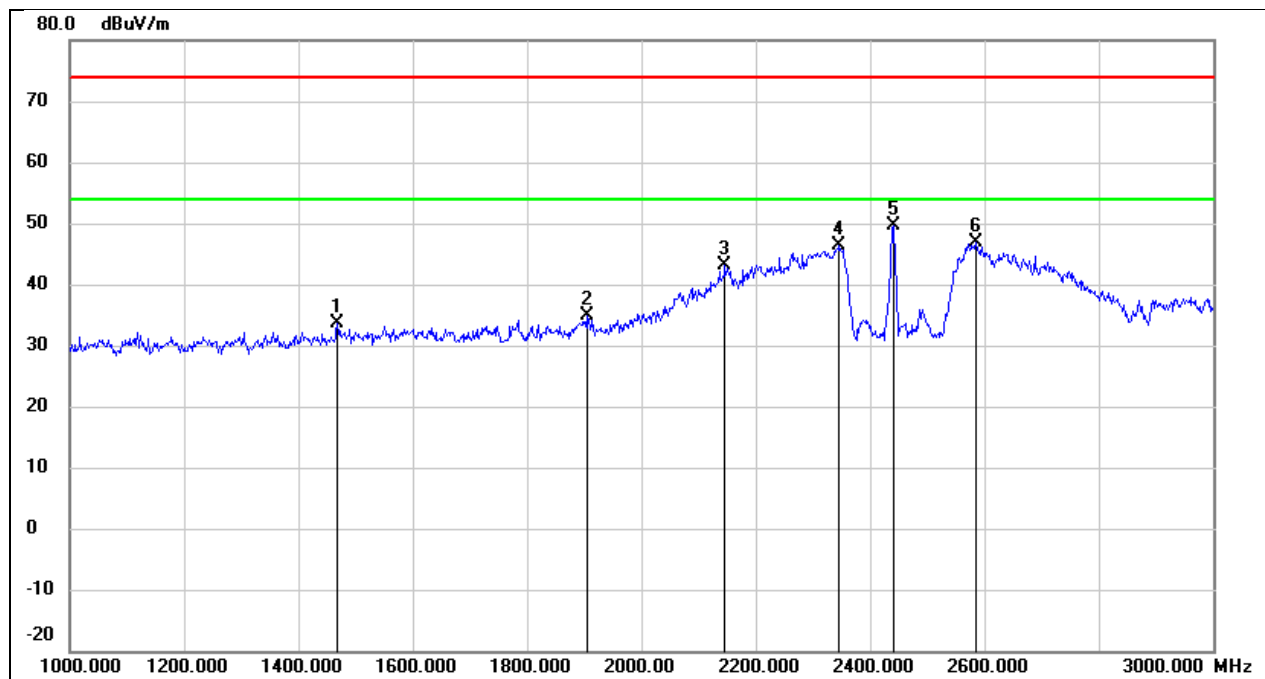
Test Mode:	802.11b	Frequency(MHz):	2437
Polarity:	Horizontal	Test Voltage:	DC 48 V



No.	Frequency (MHz)	Reading (dBuV)	Correct (dB/m)	Result (dBuV/m)	Limit (dBuV/m)	Margin (dB)	Remark
1	1632.000	46.73	-12.27	34.46	74.00	-39.54	peak
2	2208.000	50.24	-9.99	40.25	74.00	-33.75	peak
3	2330.000	52.54	-9.36	43.18	74.00	-30.82	peak
4	2440.000	56.38	-8.80	47.58	74.00	-26.42	peak
5	2588.000	52.84	-8.22	44.62	74.00	-29.38	peak
6	2678.000	52.59	-7.96	44.63	74.00	-29.37	peak

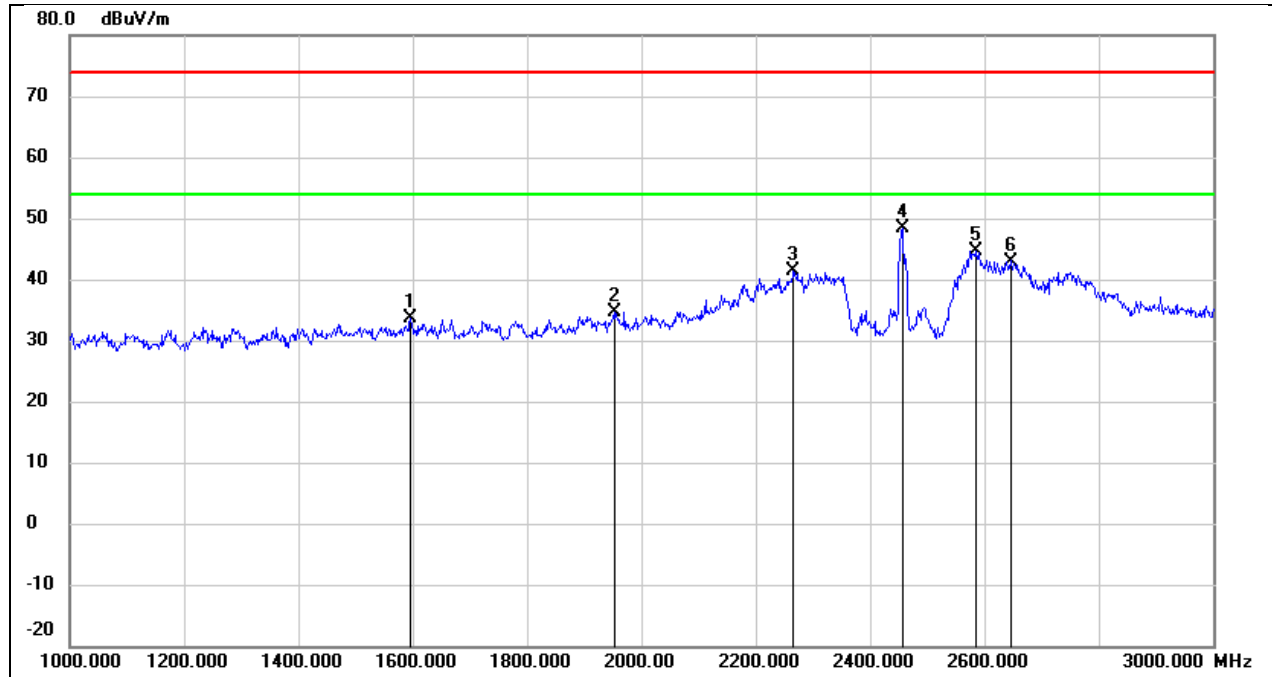


Test Mode:	802.11b	Frequency(MHz):	2437
Polarity:	Vertical	Test Voltage:	DC 48 V



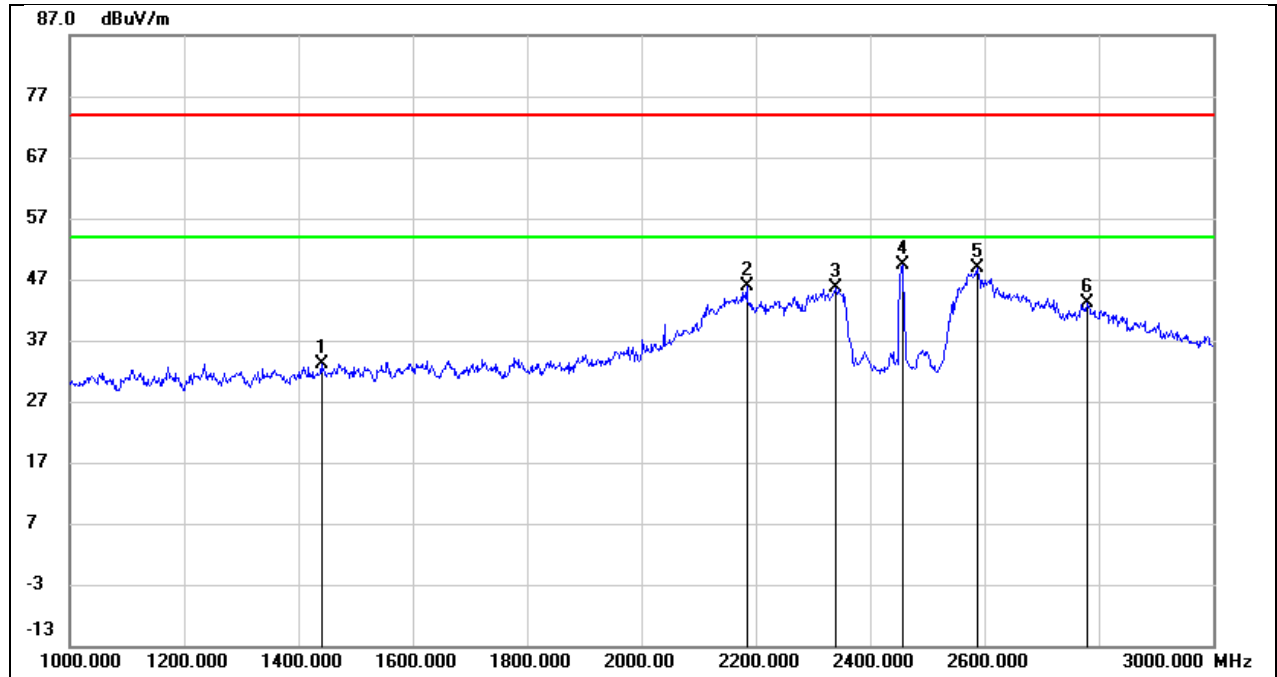
No.	Frequency (MHz)	Reading (dBuV)	Correct (dB/m)	Result (dBuV/m)	Limit (dBuV/m)	Margin (dB)	Remark
1	1468.000	46.41	-12.86	33.55	74.00	-40.45	peak
2	1904.000	46.16	-11.38	34.78	74.00	-39.22	peak
3	2146.000	53.51	-10.31	43.20	74.00	-30.80	peak
4	2346.000	55.62	-9.28	46.34	74.00	-27.66	peak
5	2440.000	58.35	-8.80	49.55	74.00	-24.45	peak
6	2586.000	55.23	-8.24	46.99	74.00	-27.01	peak

Test Mode:	802.11b	Frequency(MHz):	2457
Polarity:	Horizontal	Test Voltage:	DC 48 V



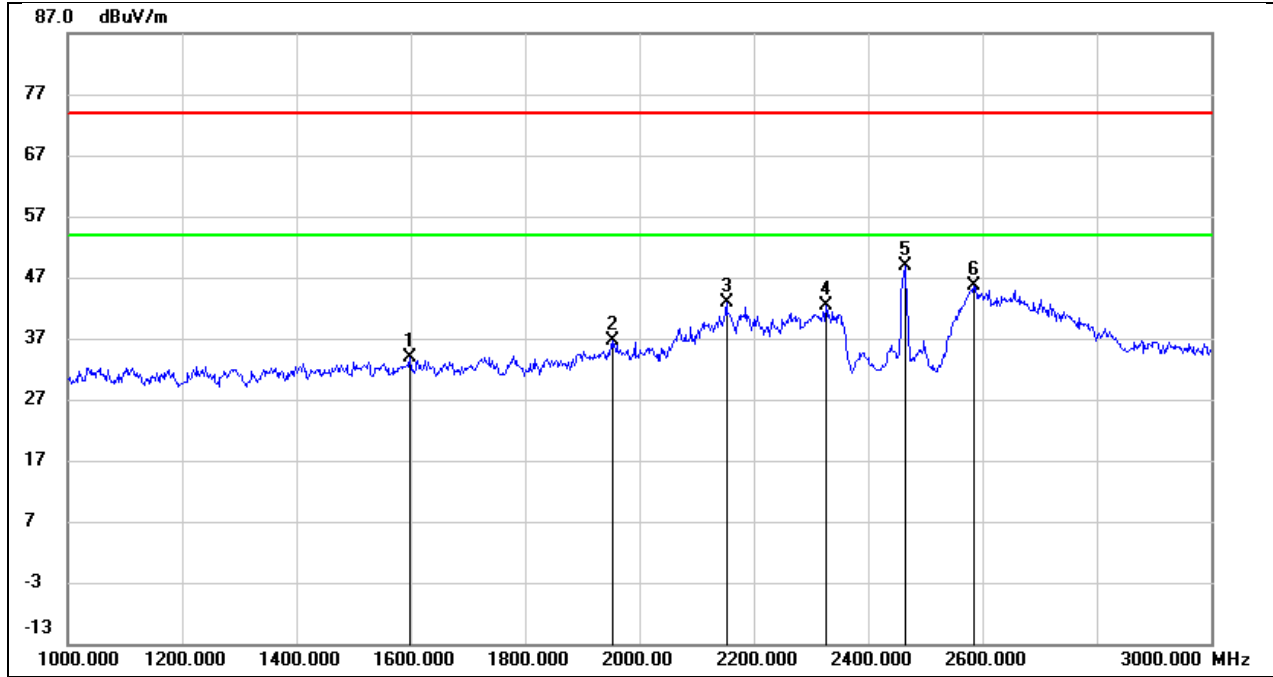
No.	Frequency (MHz)	Reading (dBuV)	Correct (dB/m)	Result (dBuV/m)	Limit (dBuV/m)	Margin (dB)	Remark
1	1596.000	46.06	-12.39	33.67	74.00	-40.33	peak
2	1952.000	45.77	-11.22	34.55	74.00	-39.45	peak
3	2266.000	50.98	-9.69	41.29	74.00	-32.71	peak
4	2456.000	57.17	-8.71	48.46	74.00	-25.54	peak
5	2584.000	52.87	-8.24	44.63	74.00	-29.37	peak
6	2646.000	51.05	-8.05	43.00	74.00	-31.00	peak

Test Mode:	802.11b	Frequency(MHz):	2457
Polarity:	Vertical	Test Voltage:	DC 48 V



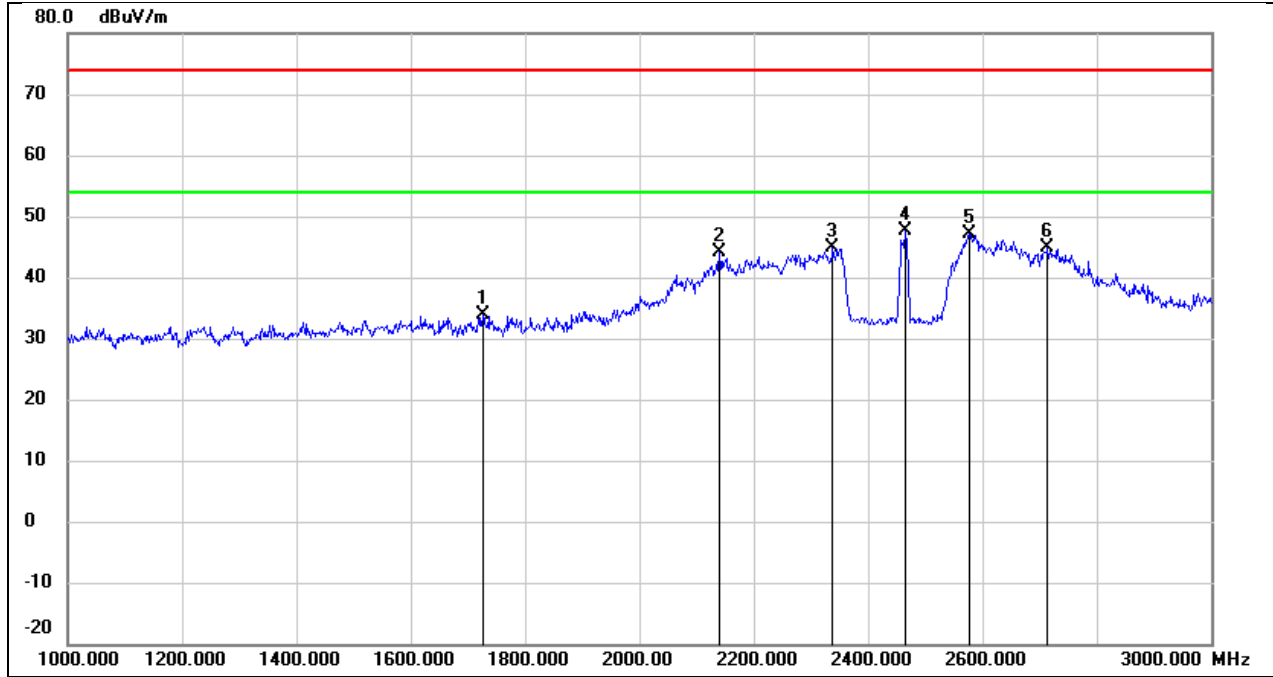
No.	Frequency (MHz)	Reading (dBuV)	Correct (dB/m)	Result (dBuV/m)	Limit (dBuV/m)	Margin (dB)	Remark
1	1440.000	46.12	-12.98	33.14	74.00	-40.86	peak
2	2184.000	55.99	-10.11	45.88	74.00	-28.12	peak
3	2340.000	54.88	-9.31	45.57	74.00	-28.43	peak
4	2456.000	58.10	-8.71	49.39	74.00	-24.61	peak
5	2588.000	57.05	-8.22	48.83	74.00	-25.17	peak
6	2780.000	50.80	-7.64	43.16	74.00	-30.84	peak

Test Mode:	802.11b	Frequency(MHz):	2462
Polarity:	Horizontal	Test Voltage:	DC 48 V



No.	Frequency (MHz)	Reading (dBuV)	Correct (dB/m)	Result (dBuV/m)	Limit (dBuV/m)	Margin (dB)	Remark
1	1598.000	46.29	-12.38	33.91	74.00	-40.09	peak
2	1954.000	47.85	-11.21	36.64	74.00	-37.36	peak
3	2152.000	53.06	-10.27	42.79	74.00	-31.21	peak
4	2326.000	51.68	-9.38	42.30	74.00	-31.70	peak
5	2464.000	57.44	-8.68	48.76	74.00	-25.24	peak
6	2584.000	53.79	-8.24	45.55	74.00	-28.45	peak

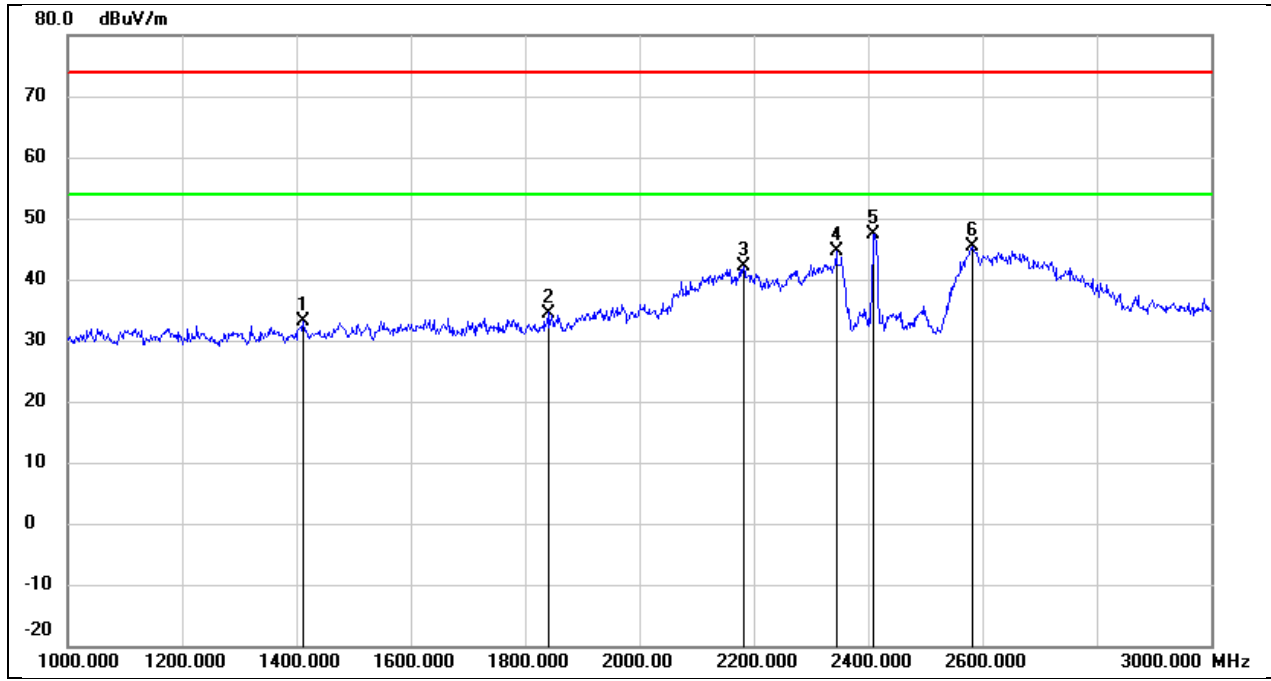
Test Mode:	802.11b	Frequency(MHz):	2462
Polarity:	Vertical	Test Voltage:	DC 48 V



No.	Frequency (MHz)	Reading (dBuV)	Correct (dB/m)	Result (dBuV/m)	Limit (dBuV/m)	Margin (dB)	Remark
1	1726.000	45.73	-11.97	33.76	74.00	-40.24	peak
2	2140.000	54.58	-10.34	44.24	74.00	-29.76	peak
3	2338.000	54.21	-9.32	44.89	74.00	-29.11	peak
4	2464.000	56.35	-8.68	47.67	74.00	-26.33	peak
5	2578.000	55.44	-8.26	47.18	74.00	-26.82	peak
6	2714.000	52.62	-7.84	44.78	74.00	-29.22	peak

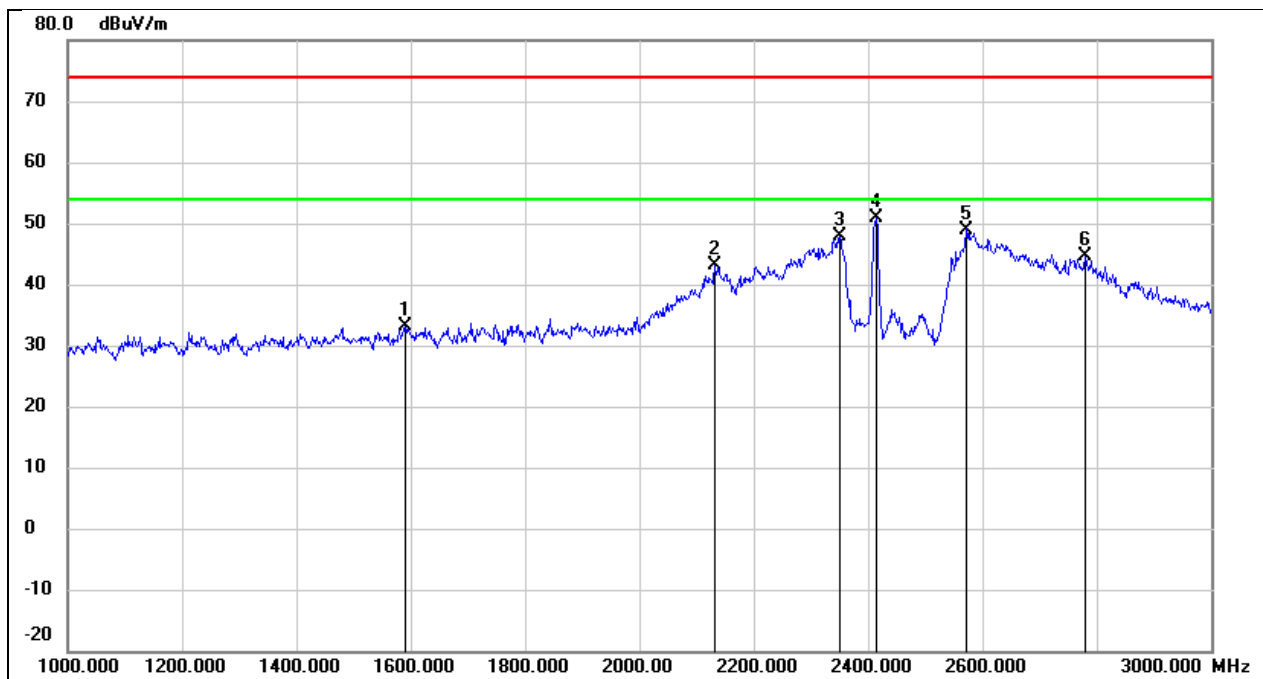
### 8.4. SPURIOUS EMISSIONS(1 GHZ~3 GHZ) FOR VERTICAL ANTENNA

Test Mode:	802.11b	Frequency(MHz):	2412
Polarity:	Horizontal	Test Voltage:	DC 48 V



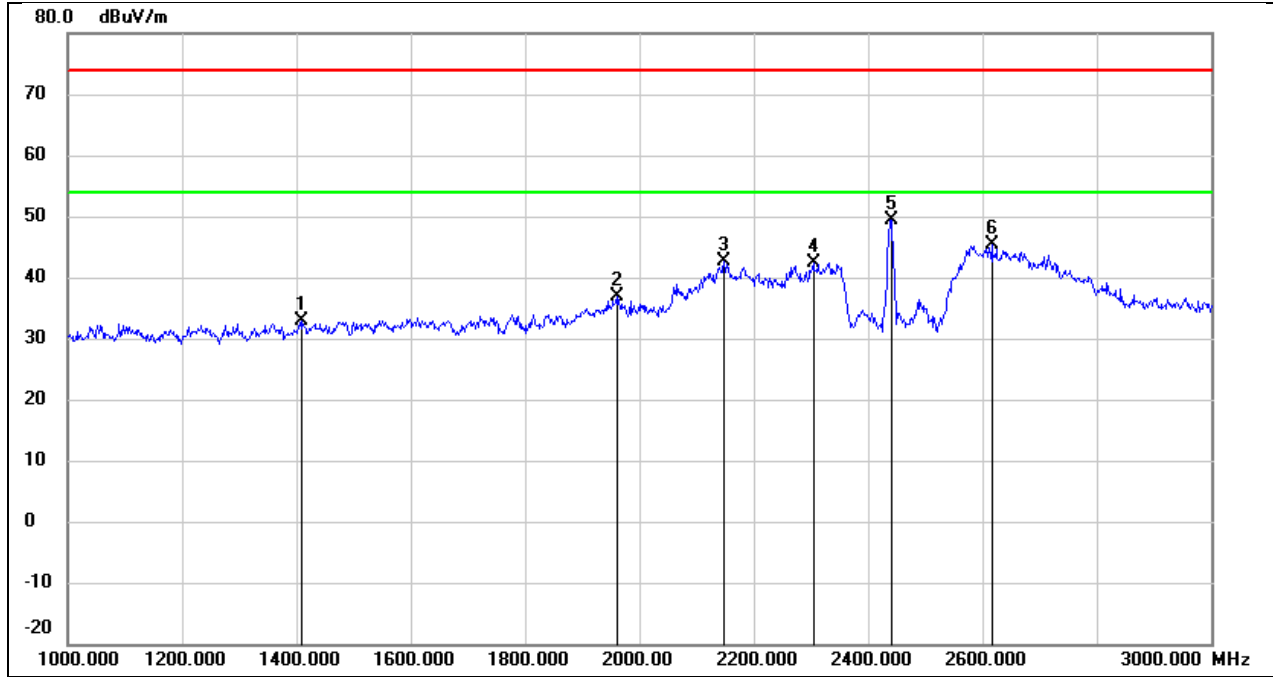
No.	Frequency (MHz)	Reading (dBuV)	Correct (dB/m)	Result (dBuV/m)	Limit (dBuV/m)	Margin (dB)	Remark
1	1412.000	46.15	-13.12	33.03	74.00	-40.97	peak
2	1840.000	46.08	-11.58	34.50	74.00	-39.50	peak
3	2182.000	52.33	-10.13	42.20	74.00	-31.80	peak
4	2344.000	53.83	-9.30	44.53	74.00	-29.47	peak
5	2410.000	56.37	-8.95	47.42	74.00	-26.58	peak
6	2582.000	53.52	-8.24	45.28	74.00	-28.72	peak

Test Mode:	802.11b	Frequency(MHz):	2412
Polarity:	Vertical	Test Voltage:	DC 48 V



No.	Frequency (MHz)	Reading (dBuV)	Correct (dB/m)	Result (dBuV/m)	Limit (dBuV/m)	Margin (dB)	Remark
1	1590.000	45.44	-12.41	33.03	74.00	-40.97	peak
2	2132.000	53.52	-10.39	43.13	74.00	-30.87	peak
3	2350.000	57.07	-9.26	47.81	74.00	-26.19	peak
4	2414.000	59.79	-8.93	50.86	74.00	-23.14	peak
5	2572.000	57.27	-8.27	49.00	74.00	-25.00	peak
6	2780.000	52.16	-7.64	44.52	74.00	-29.48	peak

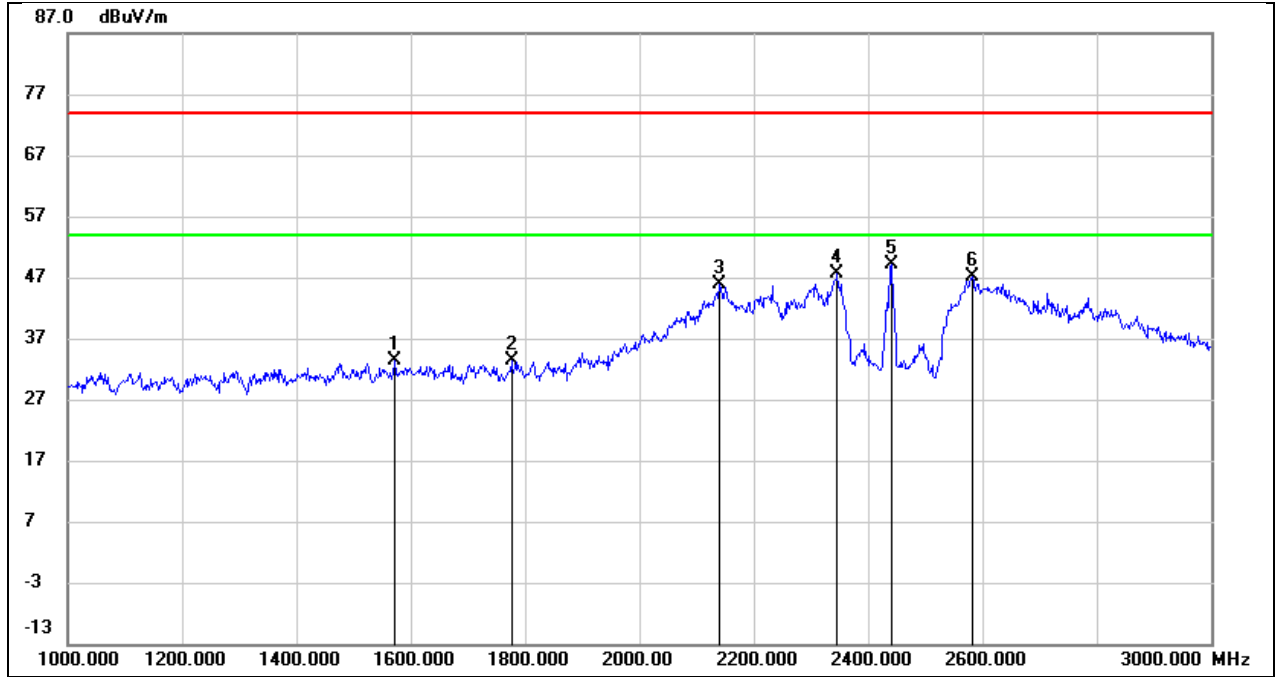
Test Mode:	802.11b	Frequency(MHz):	2437
Polarity:	Horizontal	Test Voltage:	DC 48 V



No.	Frequency (MHz)	Reading (dBuV)	Correct (dB/m)	Result (dBuV/m)	Limit (dBuV/m)	Margin (dB)	Remark
1	1410.000	45.94	-13.13	32.81	74.00	-41.19	peak
2	1960.000	48.04	-11.20	36.84	74.00	-37.16	peak
3	2148.000	52.88	-10.31	42.57	74.00	-31.43	peak
4	2304.000	51.90	-9.50	42.40	74.00	-31.60	peak
5	2440.000	58.25	-8.80	49.45	74.00	-24.55	peak
6	2616.000	53.52	-8.14	45.38	74.00	-28.62	peak

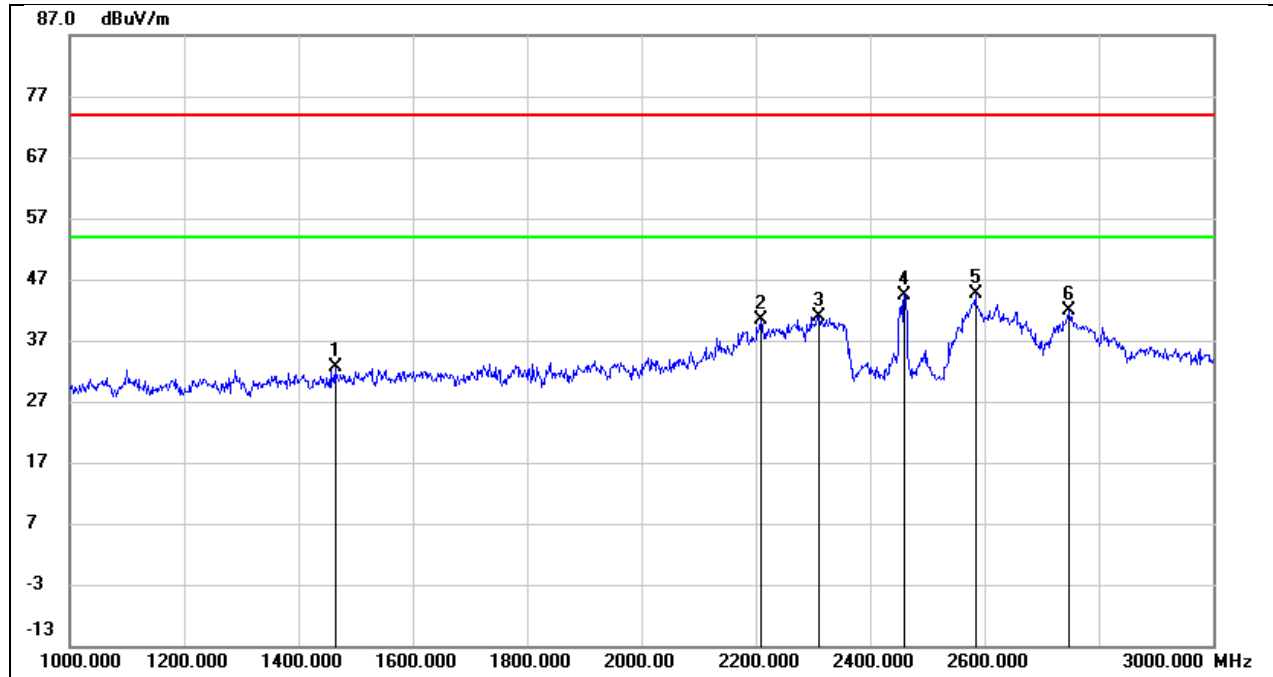


Test Mode:	802.11b	Frequency(MHz):	2437
Polarity:	Vertical	Test Voltage:	DC 48 V



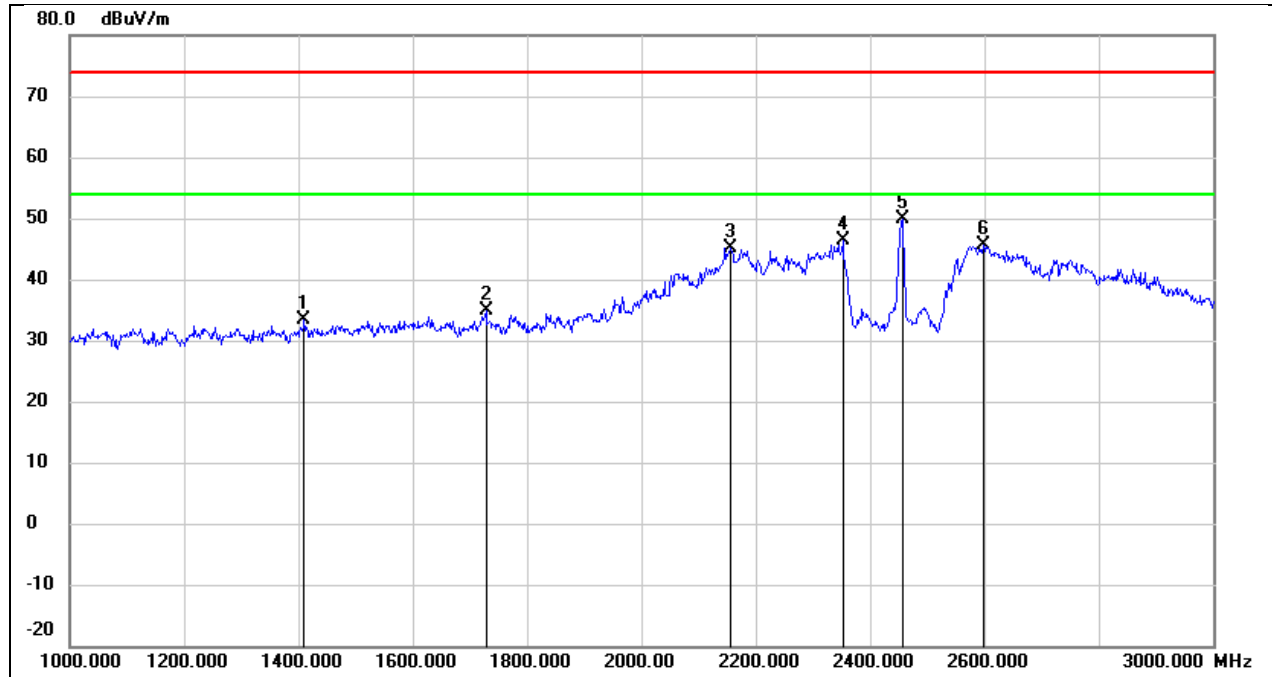
No.	Frequency (MHz)	Reading (dBuV)	Correct (dB/m)	Result (dBuV/m)	Limit (dBuV/m)	Margin (dB)	Remark
1	1572.000	45.76	-12.48	33.28	74.00	-40.72	peak
2	1776.000	45.11	-11.80	33.31	74.00	-40.69	peak
3	2140.000	56.23	-10.34	45.89	74.00	-28.11	peak
4	2346.000	56.98	-9.28	47.70	74.00	-26.30	peak
5	2440.000	57.88	-8.80	49.08	74.00	-24.92	peak
6	2582.000	55.40	-8.24	47.16	74.00	-26.84	peak

Test Mode:	802.11b	Frequency(MHz):	2457
Polarity:	Horizontal	Test Voltage:	DC 48 V



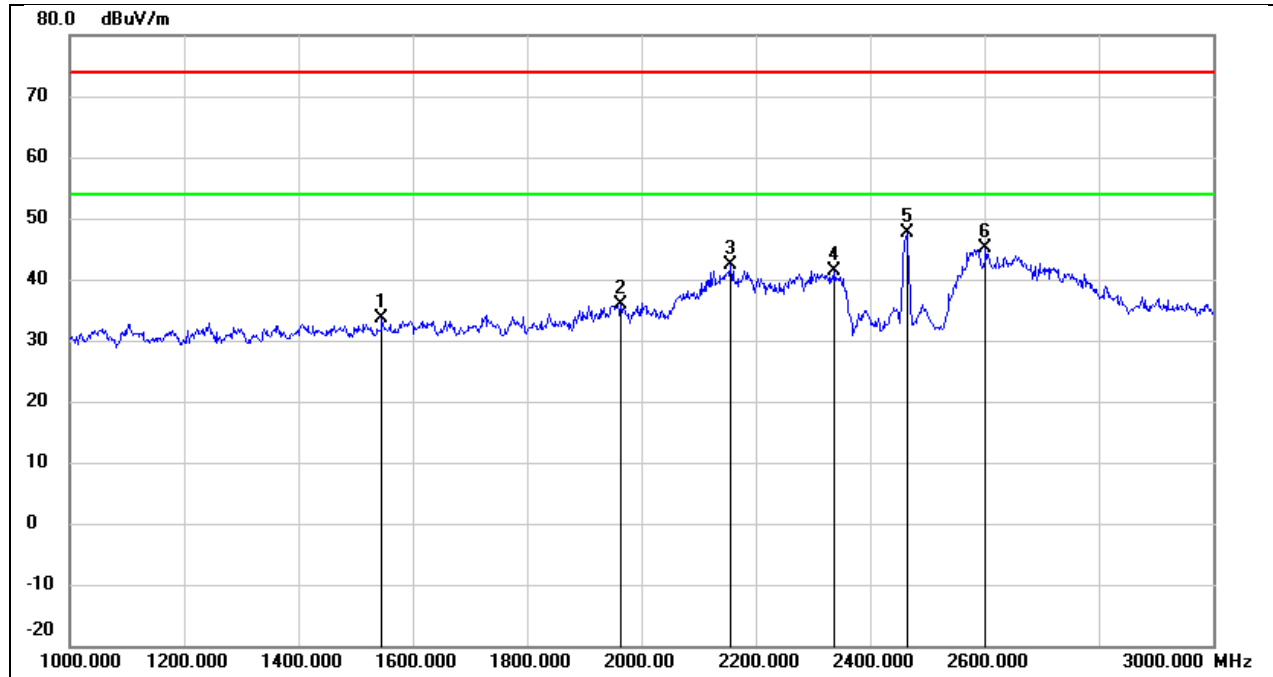
No.	Frequency (MHz)	Reading (dBuV)	Correct (dB/m)	Result (dBuV/m)	Limit (dBuV/m)	Margin (dB)	Remark
1	1464.000	45.44	-12.87	32.57	74.00	-41.43	peak
2	2210.000	50.47	-9.97	40.50	74.00	-33.50	peak
3	2310.000	50.37	-9.46	40.91	74.00	-33.09	peak
4	2460.000	53.06	-8.69	44.37	74.00	-29.63	peak
5	2584.000	52.81	-8.24	44.57	74.00	-29.43	peak
6	2748.000	49.66	-7.74	41.92	74.00	-32.08	peak

Test Mode:	802.11b	Frequency(MHz):	2457
Polarity:	Vertical	Test Voltage:	DC 48 V



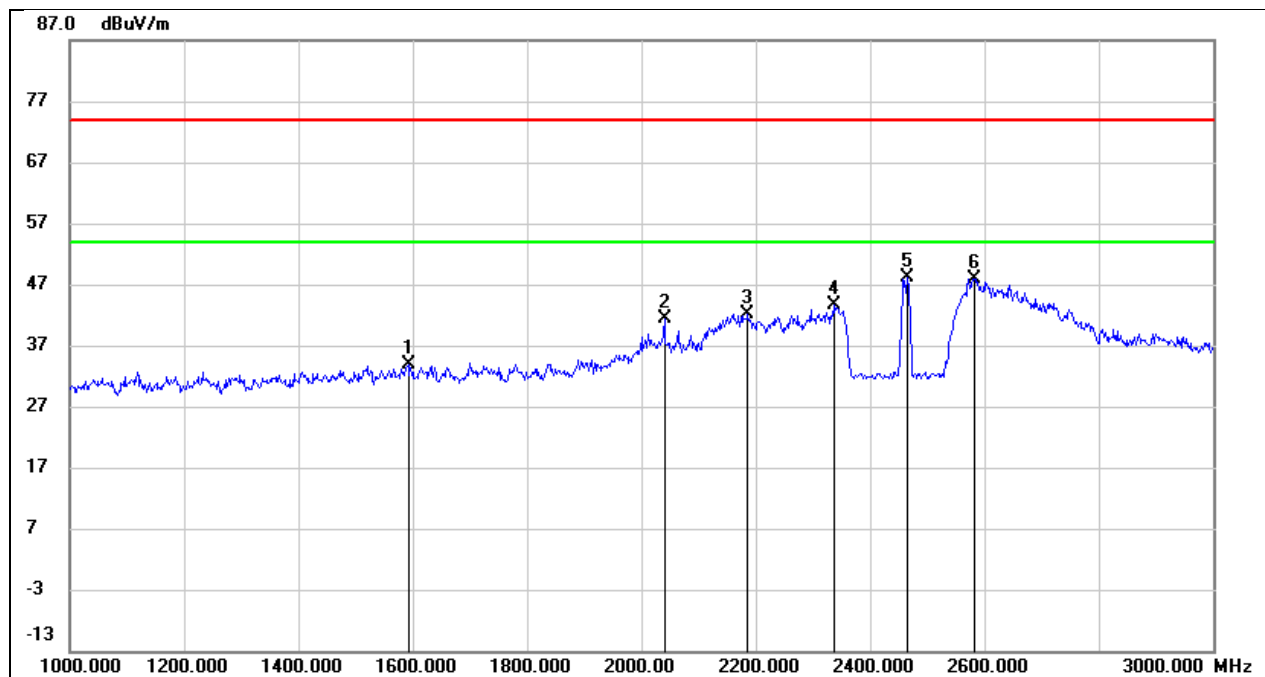
No.	Frequency (MHz)	Reading (dBuV)	Correct (dB/m)	Result (dBuV/m)	Limit (dBuV/m)	Margin (dB)	Remark
1	1410.000	46.42	-13.13	33.29	74.00	-40.71	peak
2	1728.000	46.73	-11.95	34.78	74.00	-39.22	peak
3	2156.000	55.43	-10.25	45.18	74.00	-28.82	peak
4	2352.000	55.70	-9.24	46.46	74.00	-27.54	peak
5	2456.000	58.48	-8.71	49.77	74.00	-24.23	peak
6	2598.000	53.88	-8.19	45.69	74.00	-28.31	peak

Test Mode:	802.11b	Frequency(MHz):	2462
Polarity:	Horizontal	Test Voltage:	DC 48 V



No.	Frequency (MHz)	Reading (dBuV)	Correct (dB/m)	Result (dBuV/m)	Limit (dBuV/m)	Margin (dB)	Remark
1	1546.000	46.07	-12.56	33.51	74.00	-40.49	peak
2	1964.000	47.07	-11.18	35.89	74.00	-38.11	peak
3	2156.000	52.52	-10.25	42.27	74.00	-31.73	peak
4	2338.000	50.79	-9.32	41.47	74.00	-32.53	peak
5	2464.000	56.19	-8.68	47.51	74.00	-26.49	peak
6	2602.000	53.34	-8.19	45.15	74.00	-28.85	peak

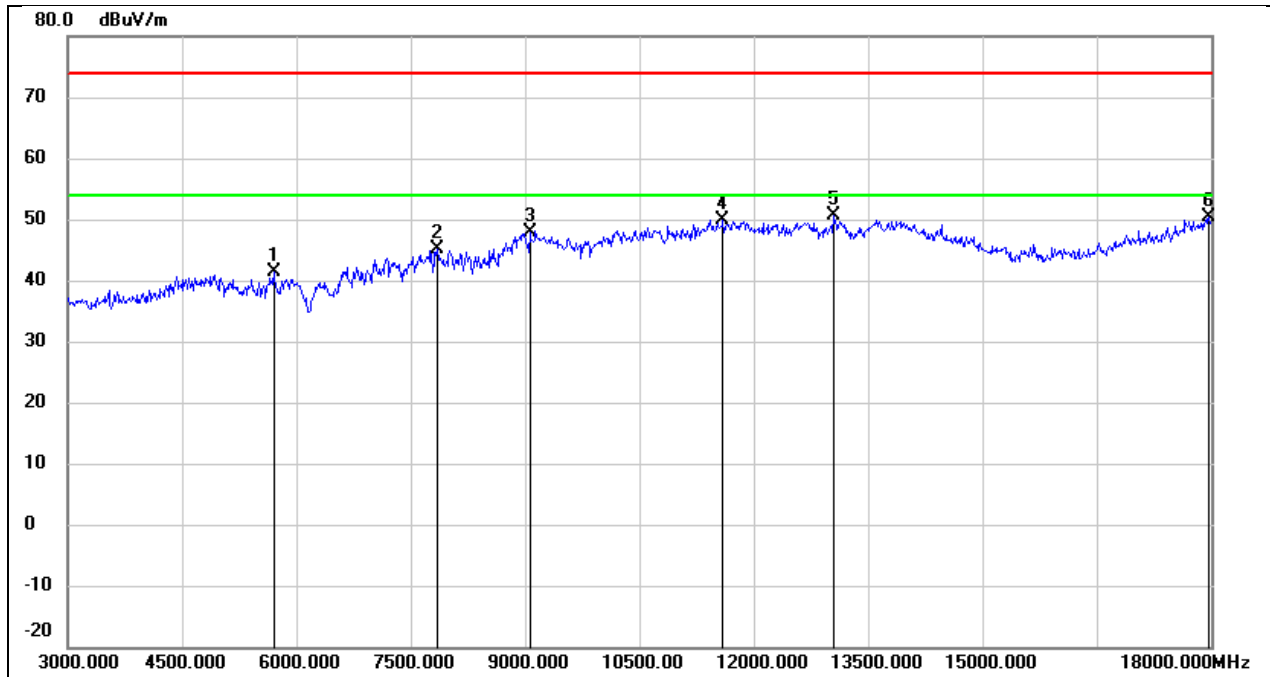
Test Mode:	802.11b	Frequency(MHz):	2462
Polarity:	Vertical	Test Voltage:	DC 48 V



No.	Frequency (MHz)	Reading (dBuV)	Correct (dB/m)	Result (dBuV/m)	Limit (dBuV/m)	Margin (dB)	Remark
1	1592.000	46.34	-12.41	33.93	74.00	-40.07	peak
2	2040.000	52.21	-10.86	41.35	74.00	-32.65	peak
3	2186.000	52.20	-10.11	42.09	74.00	-31.91	peak
4	2336.000	52.88	-9.33	43.55	74.00	-30.45	peak
5	2464.000	56.87	-8.68	48.19	74.00	-25.81	peak
6	2582.000	56.20	-8.24	47.96	74.00	-26.04	peak

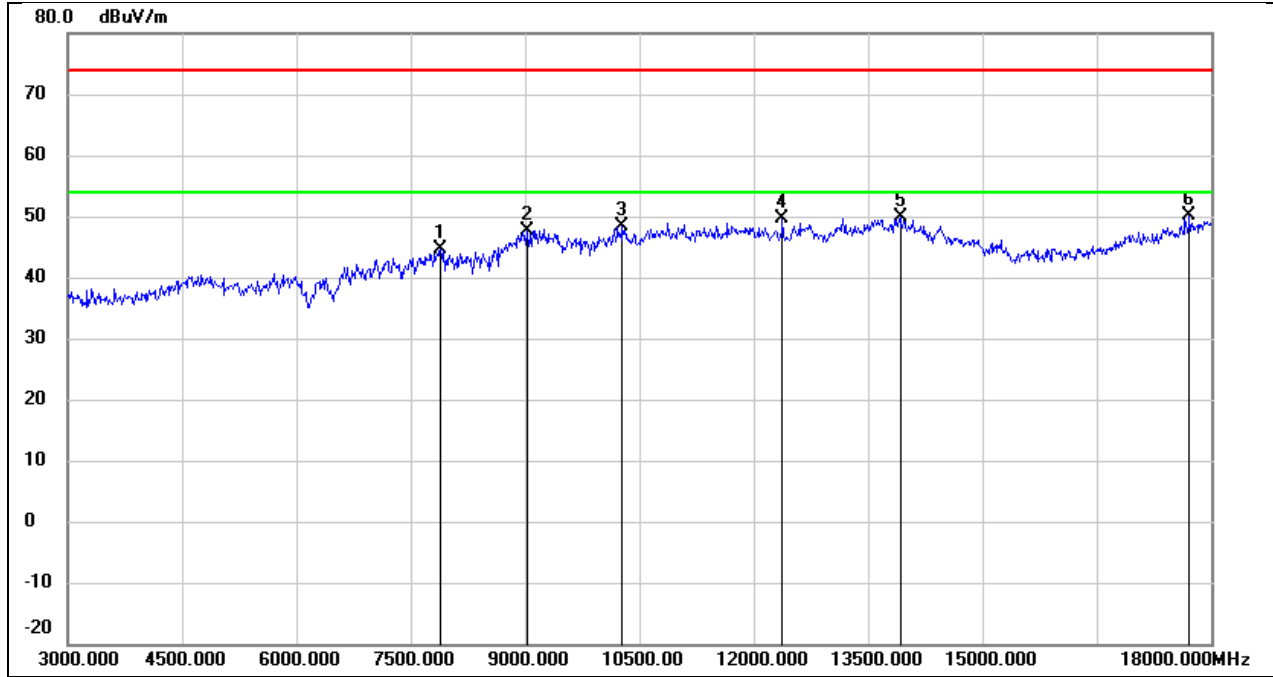
### 8.5. SPURIOUS EMISSIONS(3 GHZ~18 GHZ) FOR HORIZONTAL ANTENNA

Test Mode:	802.11b	Frequency(MHz):	2412
Polarity:	Horizontal	Test Voltage:	DC 48 V



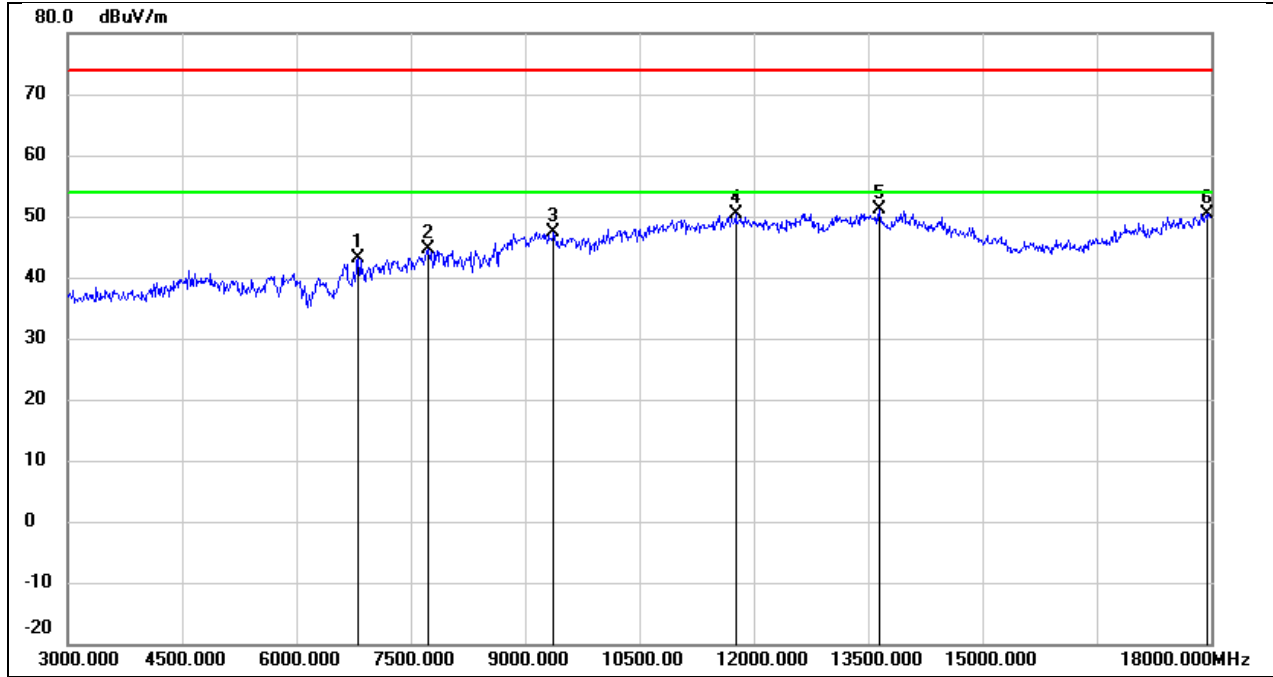
No.	Frequency (MHz)	Reading (dBuV)	Correct (dB/m)	Result (dBuV/m)	Limit (dBuV/m)	Margin (dB)	Remark
1	5700.000	39.91	1.41	41.32	74.00	-32.68	peak
2	7845.000	38.77	6.32	45.09	74.00	-28.91	peak
3	9060.000	37.37	10.51	47.88	74.00	-26.12	peak
4	11595.000	33.04	16.86	49.90	74.00	-24.10	peak
5	13050.000	31.64	18.93	50.57	74.00	-23.43	peak
6	17970.000	24.94	25.51	50.45	74.00	-23.55	peak

Test Mode:	802.11b	Frequency(MHz):	2412
Polarity:	Vertical	Test Voltage:	DC 48 V



No.	Frequency (MHz)	Reading (dBuV)	Correct (dB/m)	Result (dBuV/m)	Limit (dBuV/m)	Margin (dB)	Remark
1	7890.000	38.22	6.31	44.53	74.00	-29.47	peak
2	9030.000	37.14	10.49	47.63	74.00	-26.37	peak
3	10275.000	35.80	12.54	48.34	74.00	-25.66	peak
4	12375.000	31.89	17.69	49.58	74.00	-24.42	peak
5	13920.000	28.00	21.79	49.79	74.00	-24.21	peak
6	17715.000	26.11	24.00	50.11	74.00	-23.89	peak

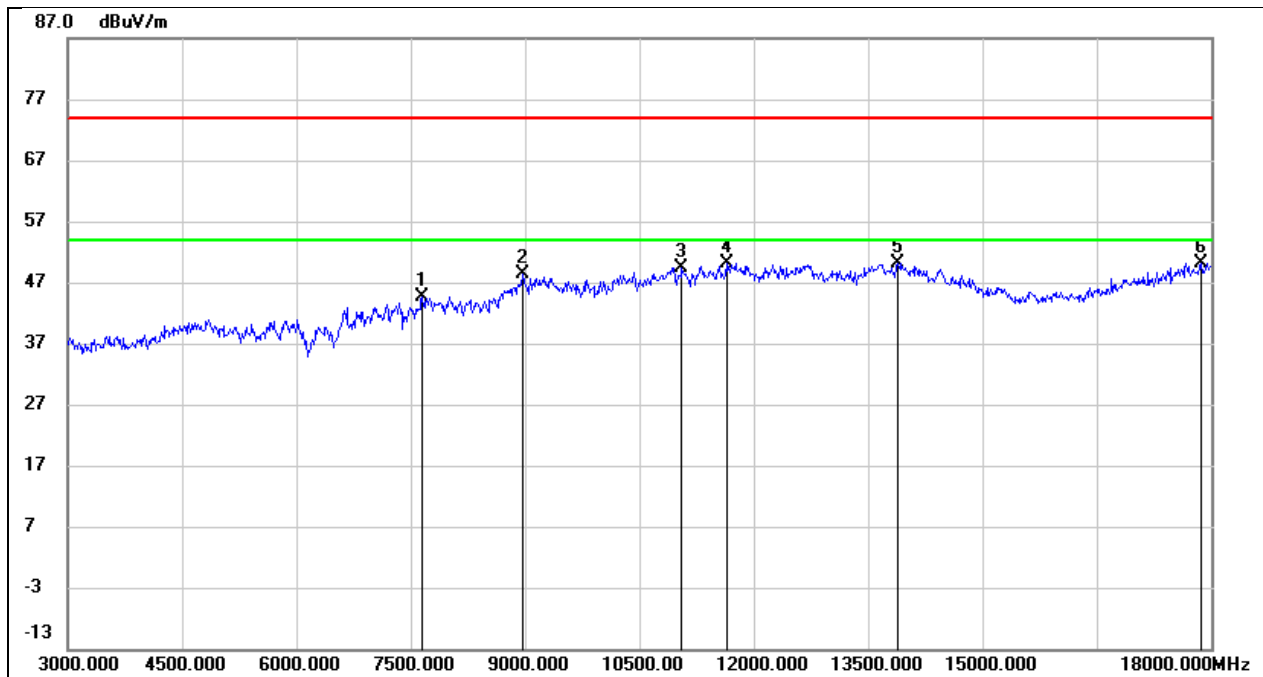
Test Mode:	802.11b	Frequency(MHz):	2437
Polarity:	Horizontal	Test Voltage:	DC 48 V



No.	Frequency (MHz)	Reading (dBuV)	Correct (dB/m)	Result (dBuV/m)	Limit (dBuV/m)	Margin (dB)	Remark
1	6810.000	37.29	5.76	43.05	74.00	-30.95	peak
2	7725.000	38.30	6.32	44.62	74.00	-29.38	peak
3	9375.000	36.79	10.64	47.43	74.00	-26.57	peak
4	11760.000	33.04	17.31	50.35	74.00	-23.65	peak
5	13650.000	29.96	21.21	51.17	74.00	-22.83	peak
6	17940.000	25.11	25.34	50.45	74.00	-23.55	peak

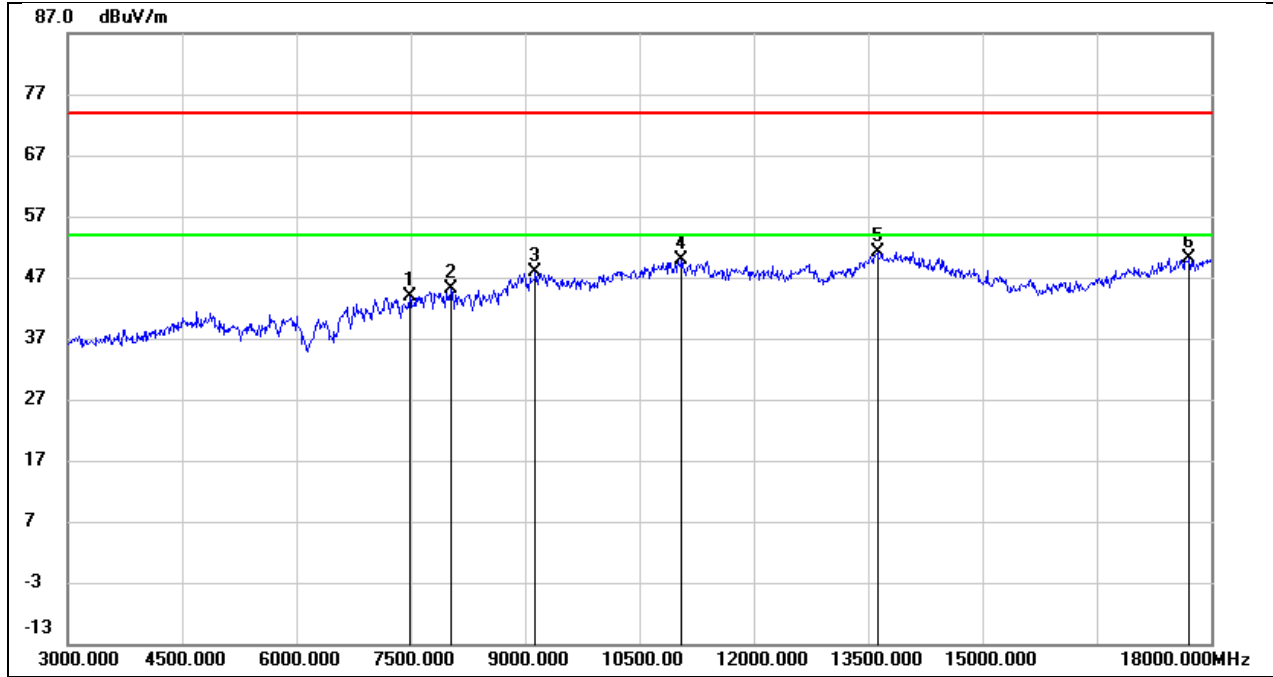


Test Mode:	802.11b	Frequency(MHz):	2437
Polarity:	Vertical	Test Voltage:	DC 48 V



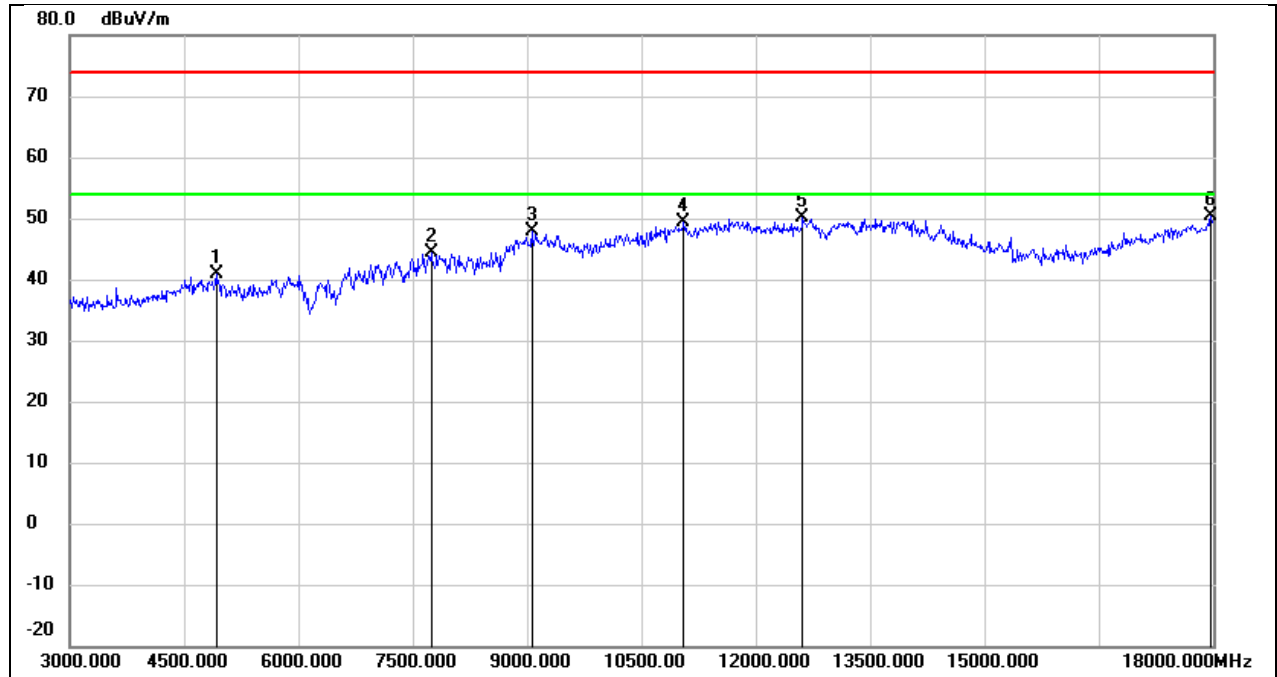
No.	Frequency (MHz)	Reading (dBuV)	Correct (dB/m)	Result (dBuV/m)	Limit (dBuV/m)	Margin (dB)	Remark
1	7650.000	38.33	6.33	44.66	74.00	-29.34	peak
2	8970.000	38.00	10.26	48.26	74.00	-25.74	peak
3	11055.000	34.53	14.96	49.49	74.00	-24.51	peak
4	11640.000	33.11	16.98	50.09	74.00	-23.91	peak
5	13890.000	28.44	21.72	50.16	74.00	-23.84	peak
6	17865.000	25.28	24.89	50.17	74.00	-23.83	peak

Test Mode:	802.11b	Frequency(MHz):	2457
Polarity:	Horizontal	Test Voltage:	DC 48 V



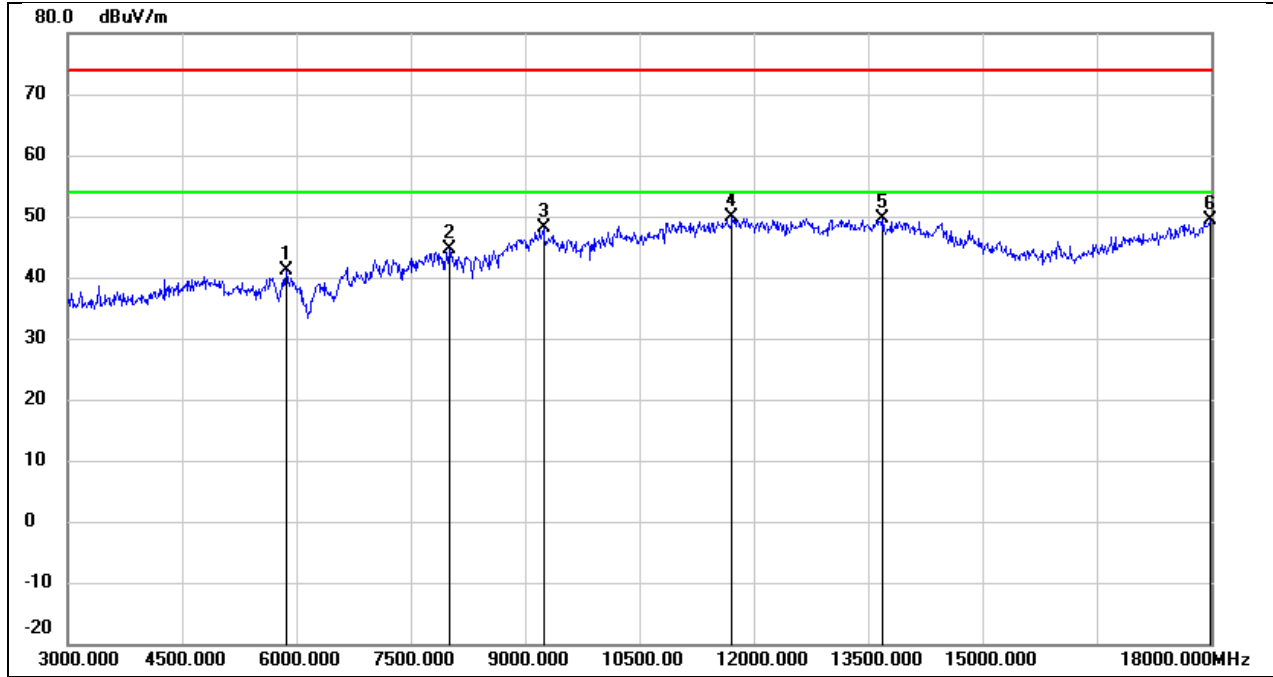
No.	Frequency (MHz)	Reading (dBuV)	Correct (dB/m)	Result (dBuV/m)	Limit (dBuV/m)	Margin (dB)	Remark
1	7485.000	37.58	6.34	43.92	74.00	-30.08	peak
2	8025.000	38.80	6.34	45.14	74.00	-28.86	peak
3	9135.000	37.31	10.55	47.86	74.00	-26.14	peak
4	11055.000	34.86	14.96	49.82	74.00	-24.18	peak
5	13620.000	30.03	21.15	51.18	74.00	-22.82	peak
6	17715.000	26.21	24.00	50.21	74.00	-23.79	peak

Test Mode:	802.11b	Frequency(MHz):	2457
Polarity:	Vertical	Test Voltage:	DC 48 V



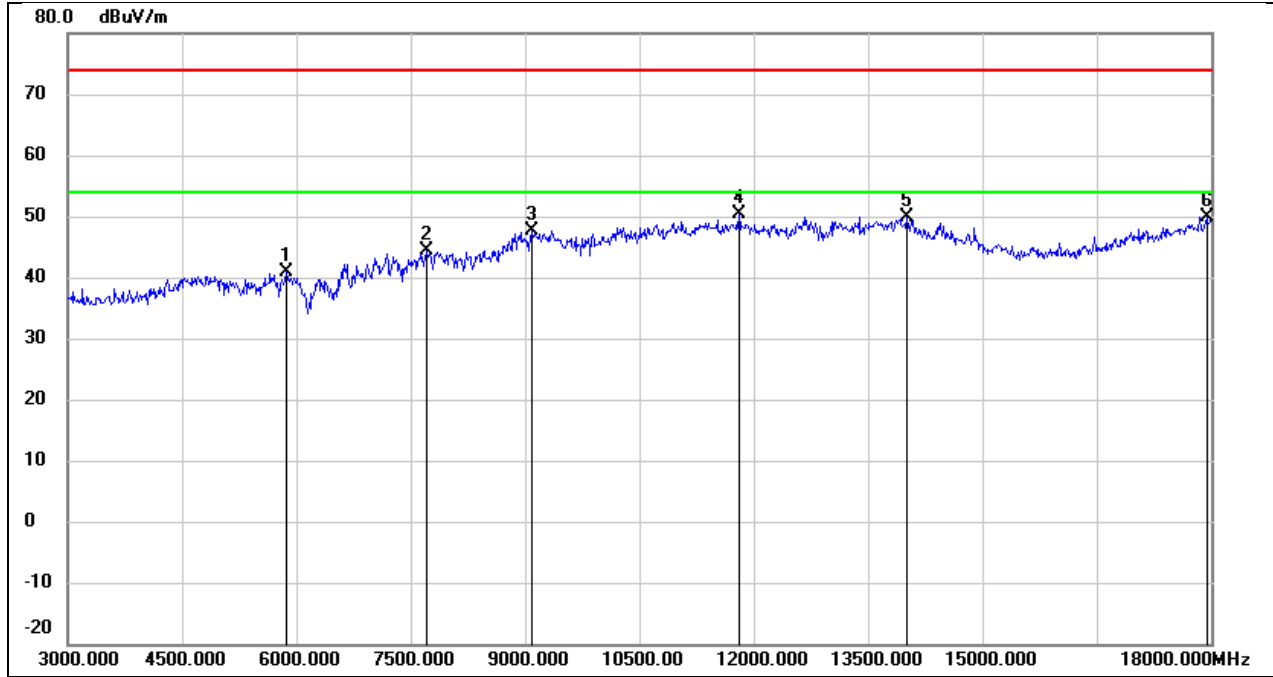
No.	Frequency (MHz)	Reading (dBuV)	Correct (dB/m)	Result (dBuV/m)	Limit (dBuV/m)	Margin (dB)	Remark
1	4920.000	40.71	0.14	40.85	74.00	-33.15	peak
2	7740.000	38.08	6.32	44.40	74.00	-29.60	peak
3	9060.000	37.32	10.51	47.83	74.00	-26.17	peak
4	11055.000	34.35	14.96	49.31	74.00	-24.69	peak
5	12615.000	32.32	17.86	50.18	74.00	-23.82	peak
6	17970.000	24.95	25.51	50.46	74.00	-23.54	peak

Test Mode:	802.11b	Frequency(MHz):	2462
Polarity:	Horizontal	Test Voltage:	DC 48 V



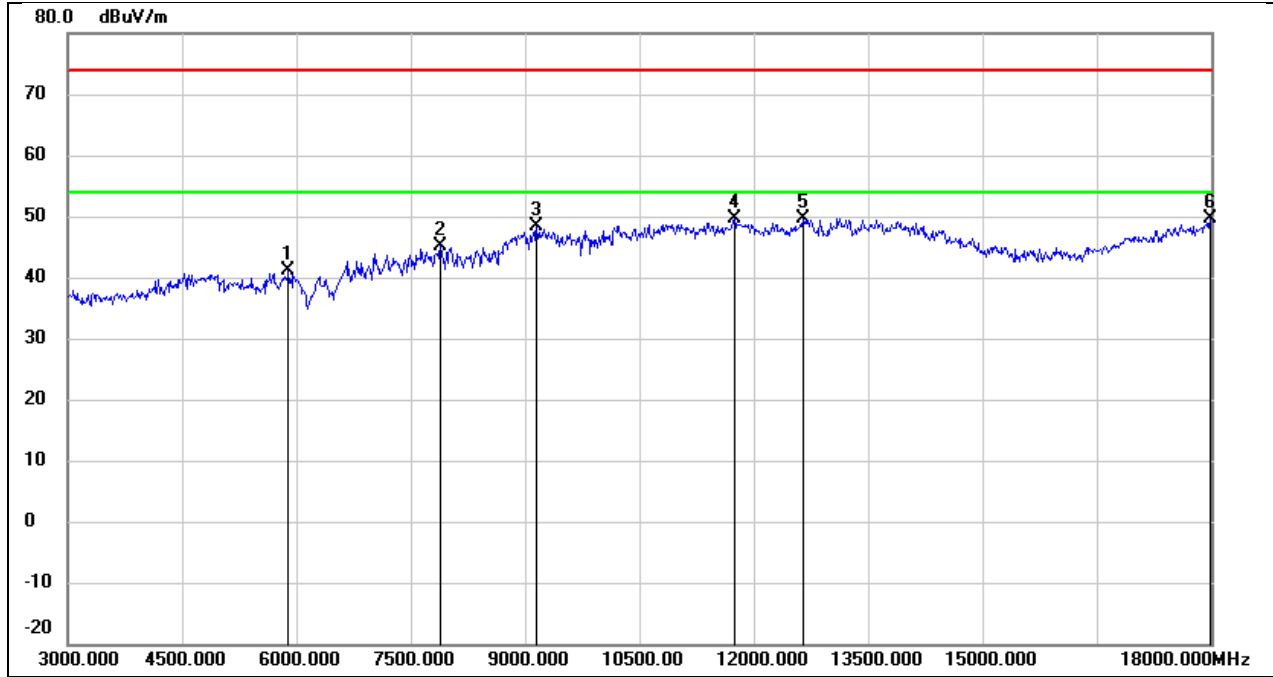
No.	Frequency (MHz)	Reading (dBuV)	Correct (dB/m)	Result (dBuV/m)	Limit (dBuV/m)	Margin (dB)	Remark
1	5865.000	39.27	1.88	41.15	74.00	-32.85	peak
2	8010.000	38.21	6.32	44.53	74.00	-29.47	peak
3	9240.000	37.47	10.58	48.05	74.00	-25.95	peak
4	11715.000	32.79	17.19	49.98	74.00	-24.02	peak
5	13695.000	28.43	21.31	49.74	74.00	-24.26	peak
6	17985.000	23.81	25.60	49.41	74.00	-24.59	peak

Test Mode:	802.11b	Frequency(MHz):	2462
Polarity:	Vertical	Test Voltage:	DC 48 V



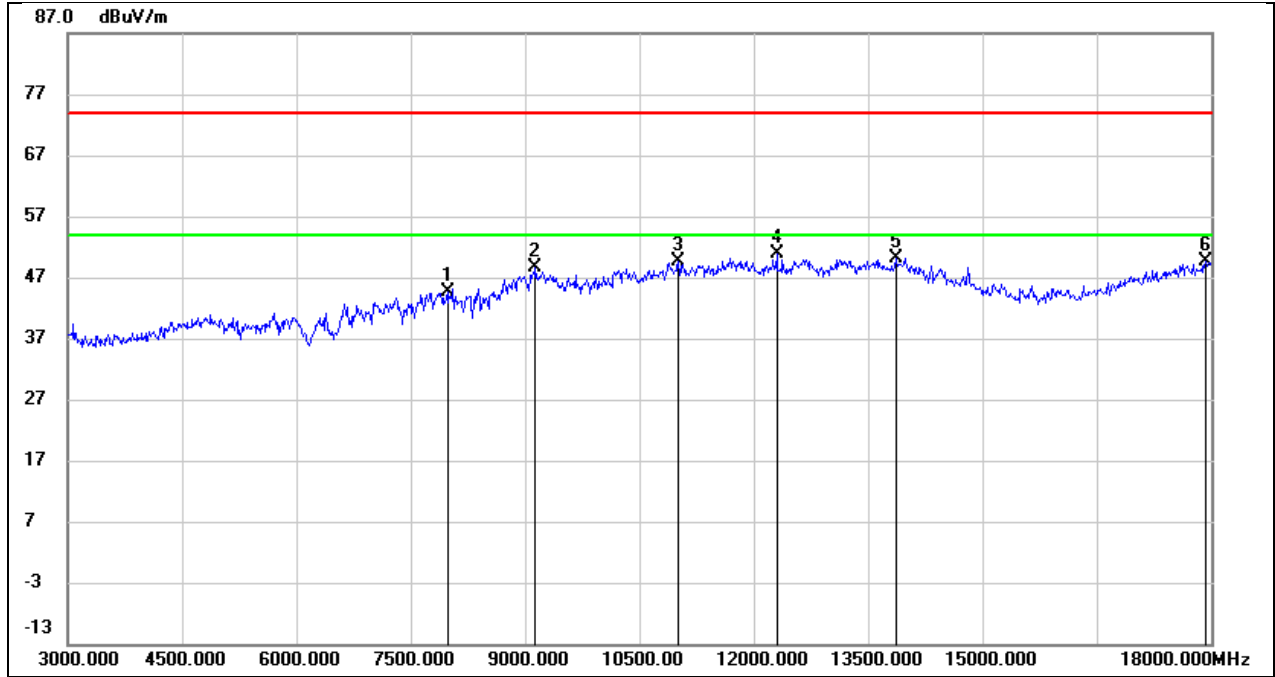
No.	Frequency (MHz)	Reading (dBuV)	Correct (dB/m)	Result (dBuV/m)	Limit (dBuV/m)	Margin (dB)	Remark
1	5865.000	38.94	1.88	40.82	74.00	-33.18	peak
2	7710.000	38.11	6.33	44.44	74.00	-29.56	peak
3	9090.000	37.23	10.51	47.74	74.00	-26.26	peak
4	11805.000	32.85	17.43	50.28	74.00	-23.72	peak
5	14010.000	27.93	21.93	49.86	74.00	-24.14	peak
6	17940.000	24.58	25.34	49.92	74.00	-24.08	peak

Test Mode:	802.11g	Frequency(MHz):	2412
Polarity:	Horizontal	Test Voltage:	DC 48 V



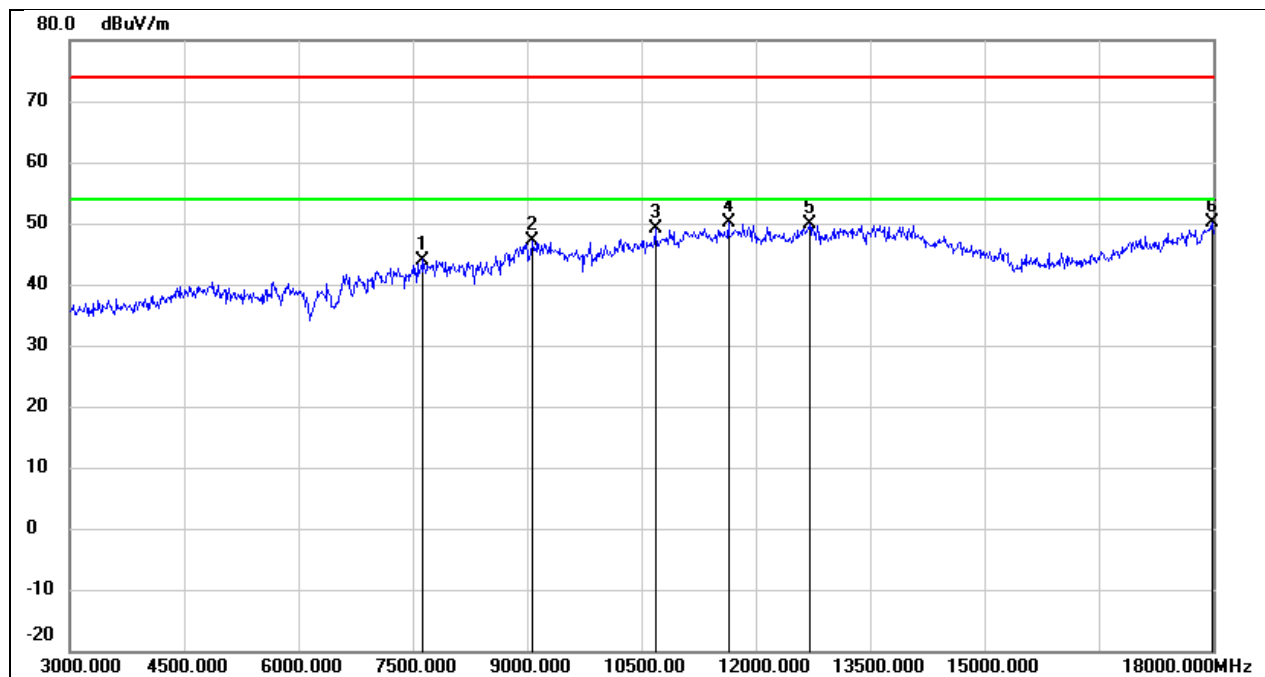
No.	Frequency (MHz)	Reading (dBuV)	Correct (dB/m)	Result (dBuV/m)	Limit (dBuV/m)	Margin (dB)	Remark
1	5895.000	39.14	1.96	41.10	74.00	-32.90	peak
2	7890.000	38.92	6.31	45.23	74.00	-28.77	peak
3	9150.000	37.95	10.54	48.49	74.00	-25.51	peak
4	11745.000	32.40	17.27	49.67	74.00	-24.33	peak
5	12645.000	31.73	17.92	49.65	74.00	-24.35	peak
6	17985.000	23.91	25.60	49.51	74.00	-24.49	peak

Test Mode:	802.11g	Frequency(MHz):	2412
Polarity:	Vertical	Test Voltage:	DC 48 V



No.	Frequency (MHz)	Reading (dBuV)	Correct (dB/m)	Result (dBuV/m)	Limit (dBuV/m)	Margin (dB)	Remark
1	7980.000	38.30	6.31	44.61	74.00	-29.39	peak
2	9135.000	37.99	10.55	48.54	74.00	-25.46	peak
3	11010.000	34.82	14.81	49.63	74.00	-24.37	peak
4	12300.000	33.26	17.74	51.00	74.00	-23.00	peak
5	13860.000	28.54	21.67	50.21	74.00	-23.79	peak
6	17925.000	24.44	25.25	49.69	74.00	-24.31	peak

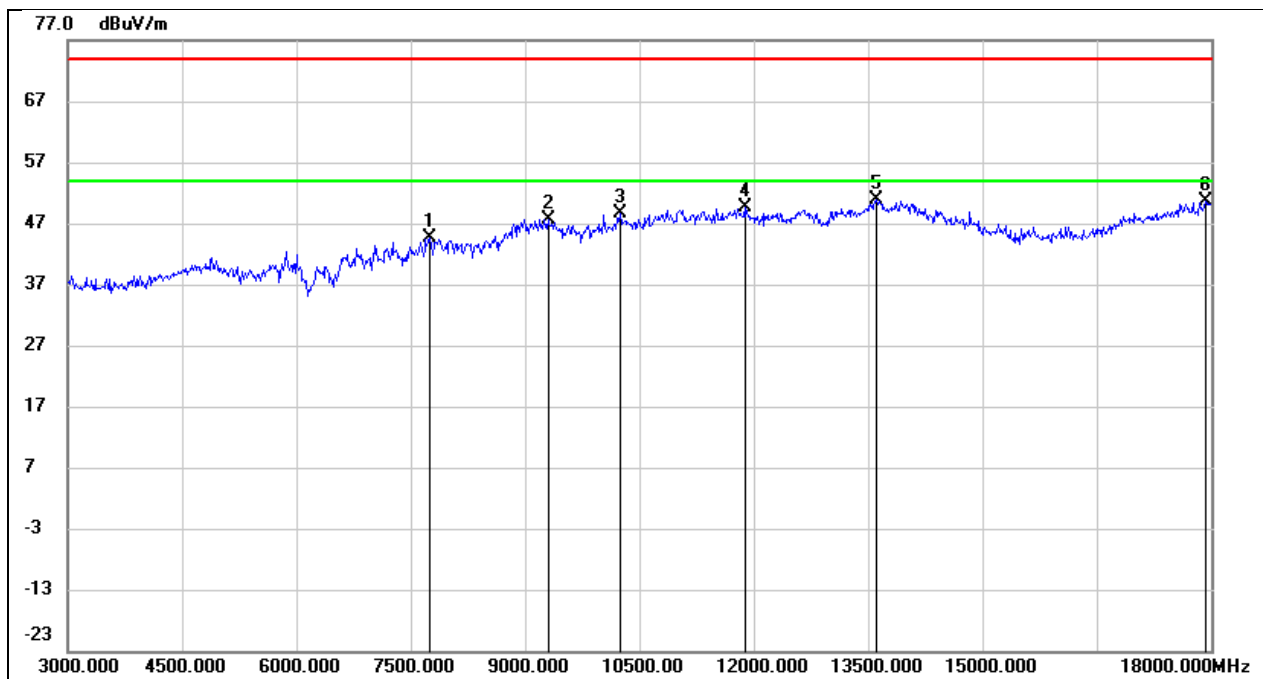
Test Mode:	802.11g	Frequency(MHz):	2417
Polarity:	Horizontal	Test Voltage:	DC 48 V



No.	Frequency (MHz)	Reading (dBuV)	Correct (dB/m)	Result (dBuV/m)	Limit (dBuV/m)	Margin (dB)	Remark
1	7635.000	37.67	6.33	44.00	74.00	-30.00	peak
2	9075.000	36.63	10.52	47.15	74.00	-26.85	peak
3	10680.000	35.45	13.62	49.07	74.00	-24.93	peak
4	11640.000	33.21	16.98	50.19	74.00	-23.81	peak
5	12705.000	31.83	18.06	49.89	74.00	-24.11	peak
6	17985.000	24.41	25.60	50.01	74.00	-23.99	peak

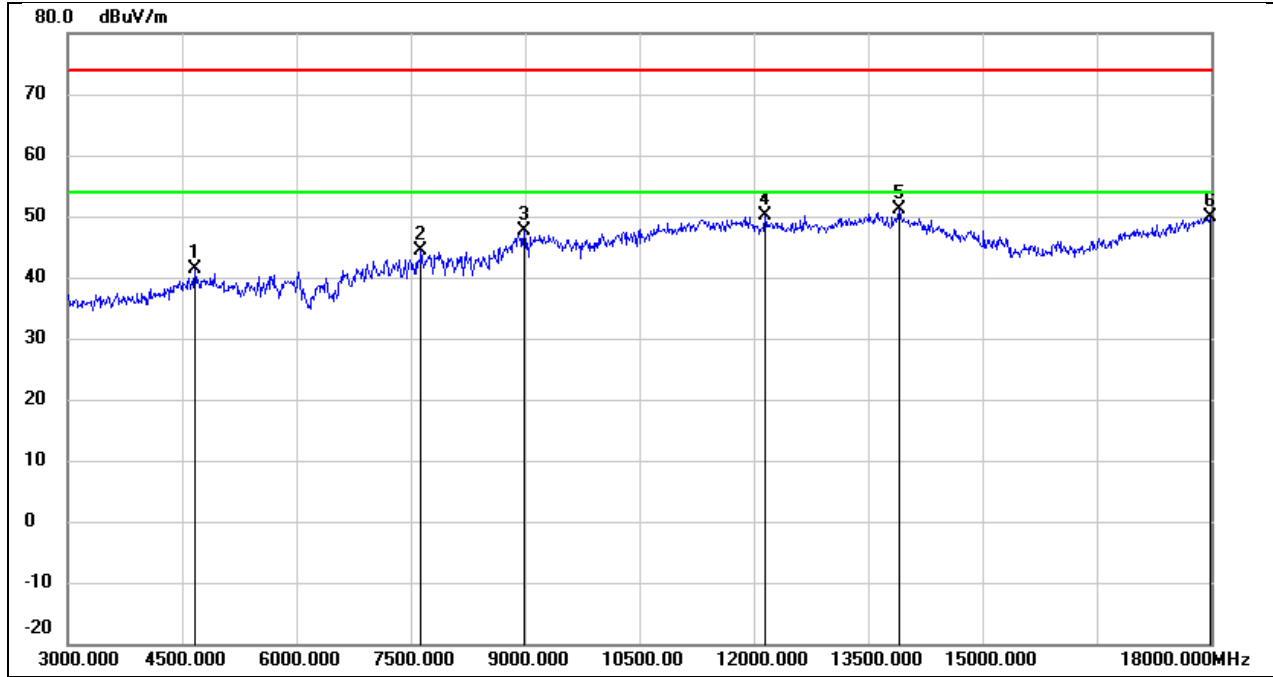


Test Mode:	802.11g	Frequency(MHz):	2417
Polarity:	Vertical	Test Voltage:	DC 48 V



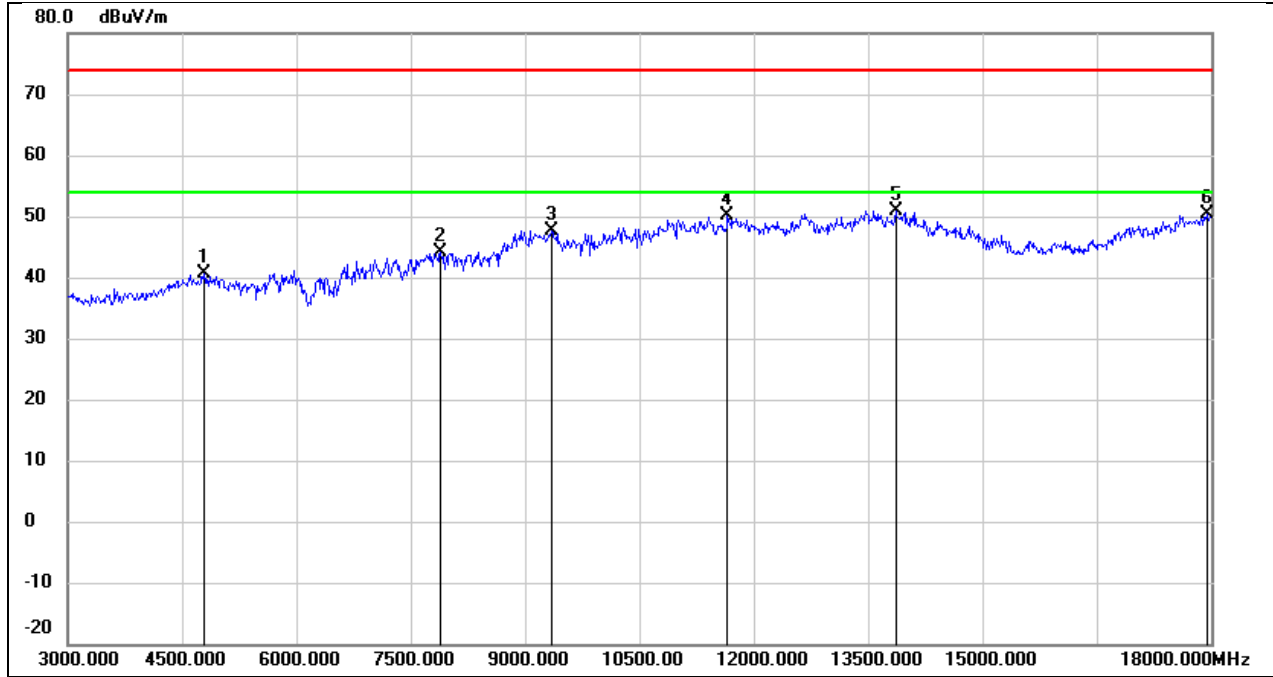
No.	Frequency (MHz)	Reading (dBuV)	Correct (dB/m)	Result (dBuV/m)	Limit (dBuV/m)	Margin (dB)	Remark
1	7740.000	38.25	6.32	44.57	74.00	-29.43	peak
2	9300.000	37.10	10.61	47.71	74.00	-26.29	peak
3	10245.000	36.07	12.48	48.55	74.00	-25.45	peak
4	11880.000	31.97	17.63	49.60	74.00	-24.40	peak
5	13605.000	29.72	21.12	50.84	74.00	-23.16	peak
6	17925.000	25.44	25.25	50.69	74.00	-23.31	peak

Test Mode:	802.11g	Frequency(MHz):	2437
Polarity:	Horizontal	Test Voltage:	DC 48 V



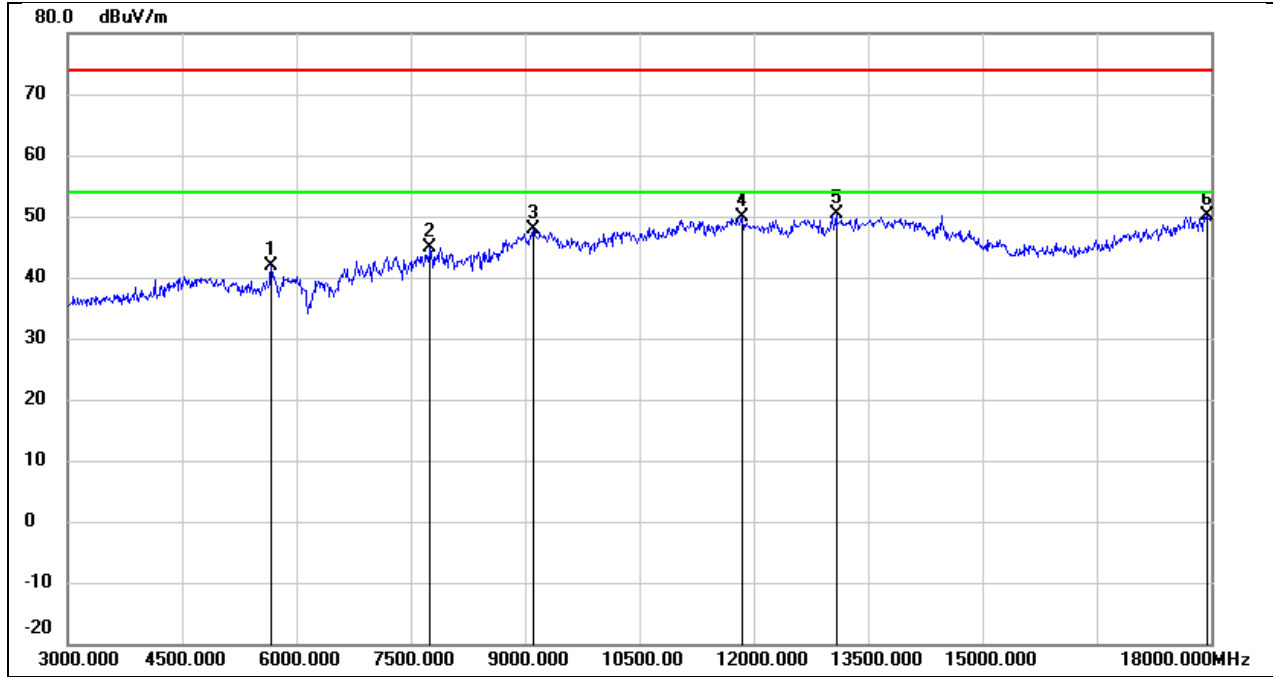
No.	Frequency (MHz)	Reading (dBuV)	Correct (dB/m)	Result (dBuV/m)	Limit (dBuV/m)	Margin (dB)	Remark
1	4665.000	42.11	-0.83	41.28	74.00	-32.72	peak
2	7635.000	38.11	6.33	44.44	74.00	-29.56	peak
3	8985.000	37.24	10.37	47.61	74.00	-26.39	peak
4	12150.000	32.37	17.86	50.23	74.00	-23.77	peak
5	13905.000	29.47	21.76	51.23	74.00	-22.77	peak
6	17985.000	24.31	25.60	49.91	74.00	-24.09	peak

Test Mode:	802.11g	Frequency(MHz):	2437
Polarity:	Vertical	Test Voltage:	DC 48 V



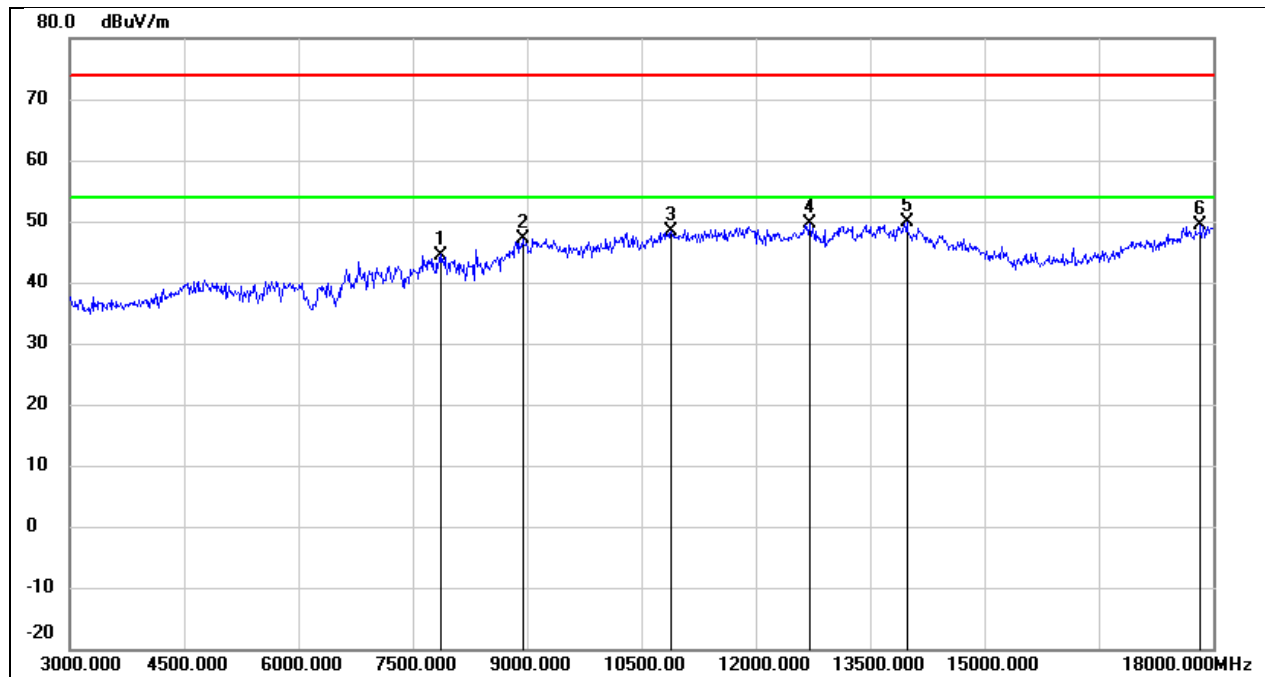
No.	Frequency (MHz)	Reading (dBuV)	Correct (dB/m)	Result (dBuV/m)	Limit (dBuV/m)	Margin (dB)	Remark
1	4785.000	40.96	-0.37	40.59	74.00	-33.41	peak
2	7890.000	37.83	6.31	44.14	74.00	-29.86	peak
3	9345.000	37.08	10.63	47.71	74.00	-26.29	peak
4	11655.000	33.19	17.01	50.20	74.00	-23.80	peak
5	13860.000	29.31	21.67	50.98	74.00	-23.02	peak
6	17940.000	25.07	25.34	50.41	74.00	-23.59	peak

Test Mode:	802.11g	Frequency(MHz):	2457
Polarity:	Horizontal	Test Voltage:	DC 48 V



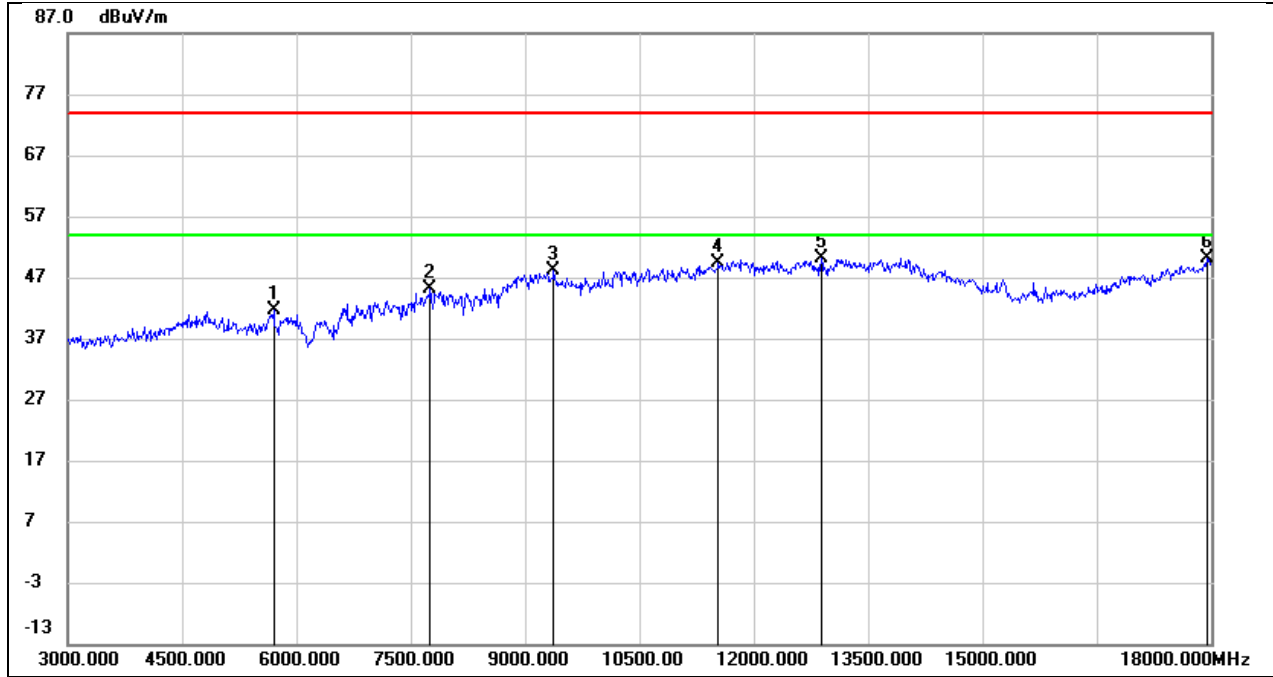
No.	Frequency (MHz)	Reading (dBuV)	Correct (dB/m)	Result (dBuV/m)	Limit (dBuV/m)	Margin (dB)	Remark
1	5670.000	40.61	1.33	41.94	74.00	-32.06	peak
2	7755.000	38.66	6.31	44.97	74.00	-29.03	peak
3	9105.000	37.31	10.53	47.84	74.00	-26.16	peak
4	11850.000	32.34	17.56	49.90	74.00	-24.10	peak
5	13080.000	31.27	19.07	50.34	74.00	-23.66	peak
6	17940.000	24.80	25.34	50.14	74.00	-23.86	peak

Test Mode:	802.11g	Frequency(MHz):	2457
Polarity:	Vertical	Test Voltage:	DC 48 V



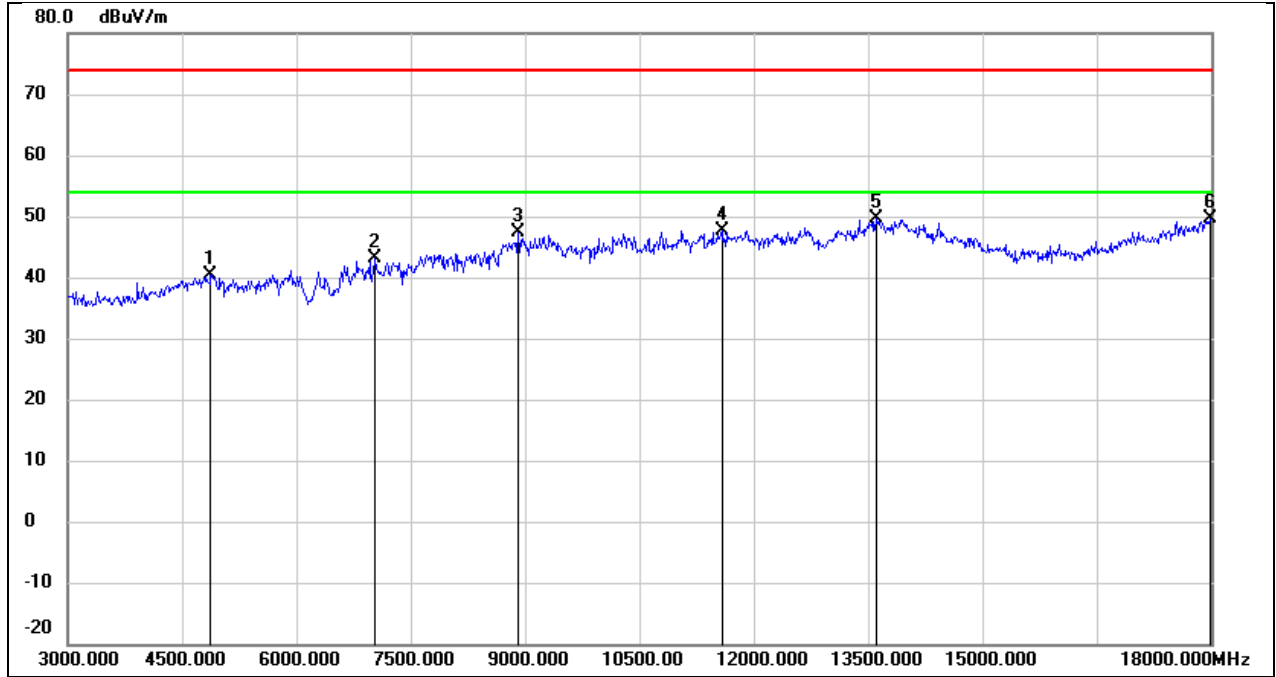
No.	Frequency (MHz)	Reading (dBuV)	Correct (dB/m)	Result (dBuV/m)	Limit (dBuV/m)	Margin (dB)	Remark
1	7860.000	38.18	6.32	44.50	74.00	-29.50	peak
2	8940.000	37.18	10.04	47.22	74.00	-26.78	peak
3	10890.000	34.05	14.39	48.44	74.00	-25.56	peak
4	12705.000	31.55	18.06	49.61	74.00	-24.39	peak
5	13980.000	27.94	21.92	49.86	74.00	-24.14	peak
6	17835.000	24.68	24.72	49.40	74.00	-24.60	peak

Test Mode:	802.11g	Frequency(MHz):	2462
Polarity:	Horizontal	Test Voltage:	DC 48 V



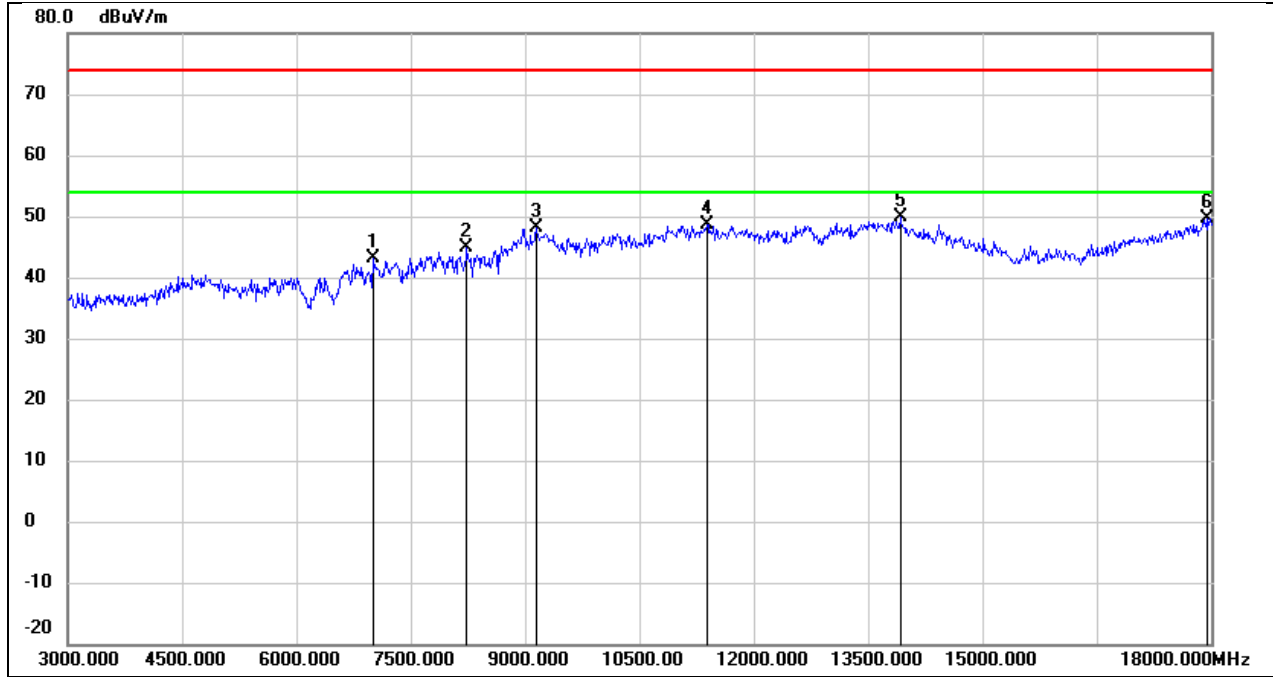
No.	Frequency (MHz)	Reading (dBuV)	Correct (dB/m)	Result (dBuV/m)	Limit (dBuV/m)	Margin (dB)	Remark
1	5700.000	40.31	1.41	41.72	74.00	-32.28	peak
2	7755.000	38.73	6.31	45.04	74.00	-28.96	peak
3	9375.000	37.38	10.64	48.02	74.00	-25.98	peak
4	11535.000	32.61	16.70	49.31	74.00	-24.69	peak
5	12885.000	31.72	18.46	50.18	74.00	-23.82	peak
6	17955.000	24.74	25.42	50.16	74.00	-23.84	peak

Test Mode:	802.11g	Frequency(MHz):	2462
Polarity:	Vertical	Test Voltage:	DC 48 V



No.	Frequency (MHz)	Reading (dBuV)	Correct (dB/m)	Result (dBuV/m)	Limit (dBuV/m)	Margin (dB)	Remark
1	4875.000	40.42	-0.03	40.39	74.00	-33.61	peak
2	7035.000	36.46	6.67	43.13	74.00	-30.87	peak
3	8910.000	37.47	9.82	47.29	74.00	-26.71	peak
4	11580.000	30.76	16.82	47.58	74.00	-26.42	peak
5	13605.000	28.47	21.12	49.59	74.00	-24.41	peak
6	17985.000	24.05	25.60	49.65	74.00	-24.35	peak

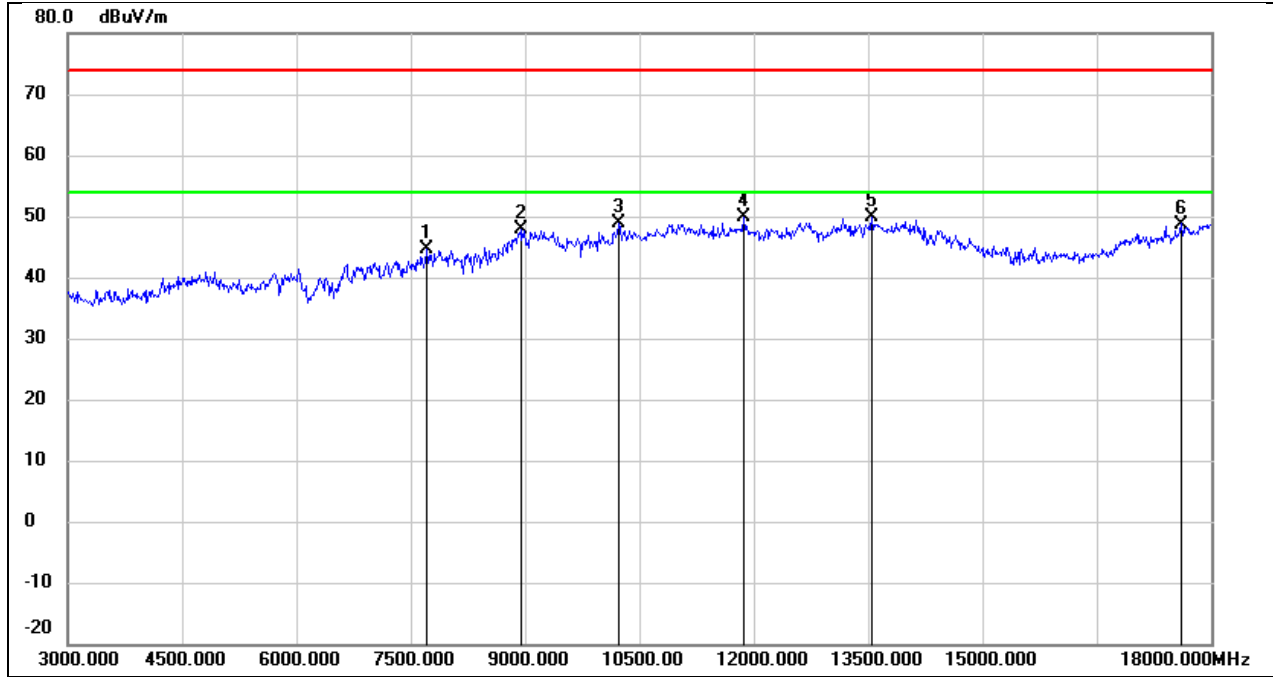
Test Mode:	802.11n HT20	Frequency(MHz):	2412
Polarity:	Horizontal	Test Voltage:	DC 48 V



No.	Frequency (MHz)	Reading (dBuV)	Correct (dB/m)	Result (dBuV/m)	Limit (dBuV/m)	Margin (dB)	Remark
1	7005.000	36.32	6.69	43.01	74.00	-30.99	peak
2	8235.000	38.30	6.56	44.86	74.00	-29.14	peak
3	9150.000	37.61	10.54	48.15	74.00	-25.85	peak
4	11385.000	32.55	16.17	48.72	74.00	-25.28	peak
5	13920.000	28.04	21.79	49.83	74.00	-24.17	peak
6	17940.000	24.25	25.34	49.59	74.00	-24.41	peak

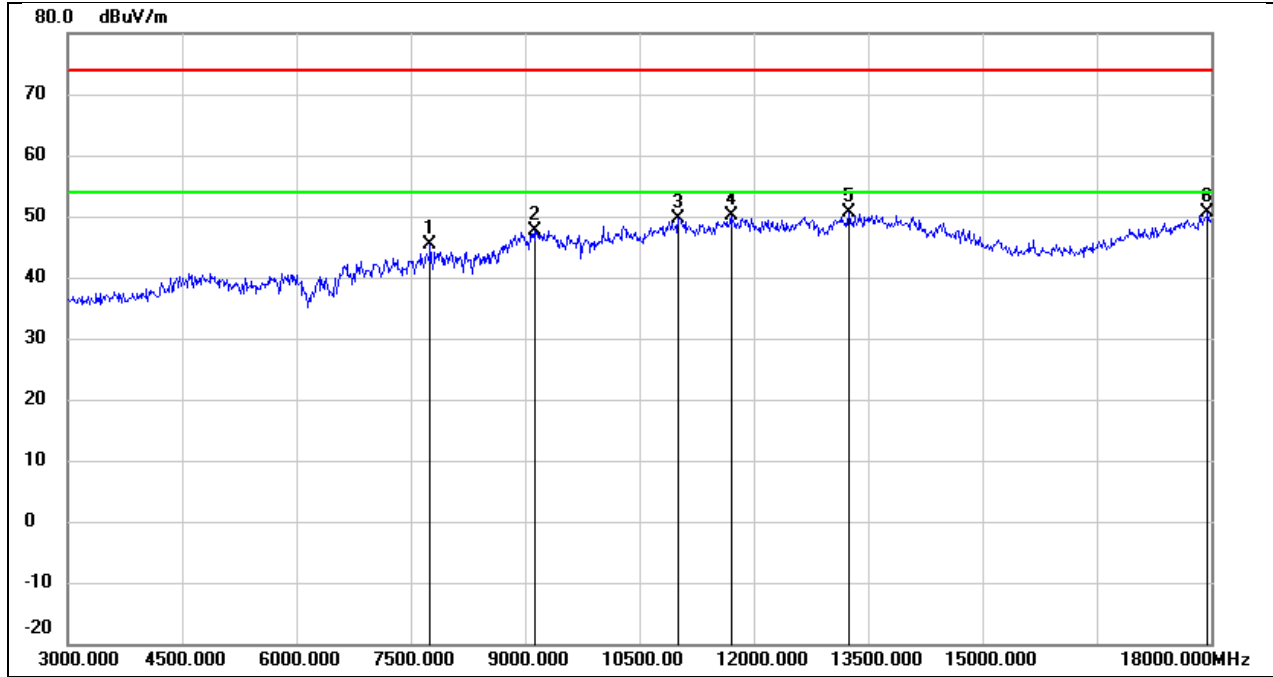


Test Mode:	802.11n HT20	Frequency(MHz):	2412
Polarity:	Vertical	Test Voltage:	DC 48 V



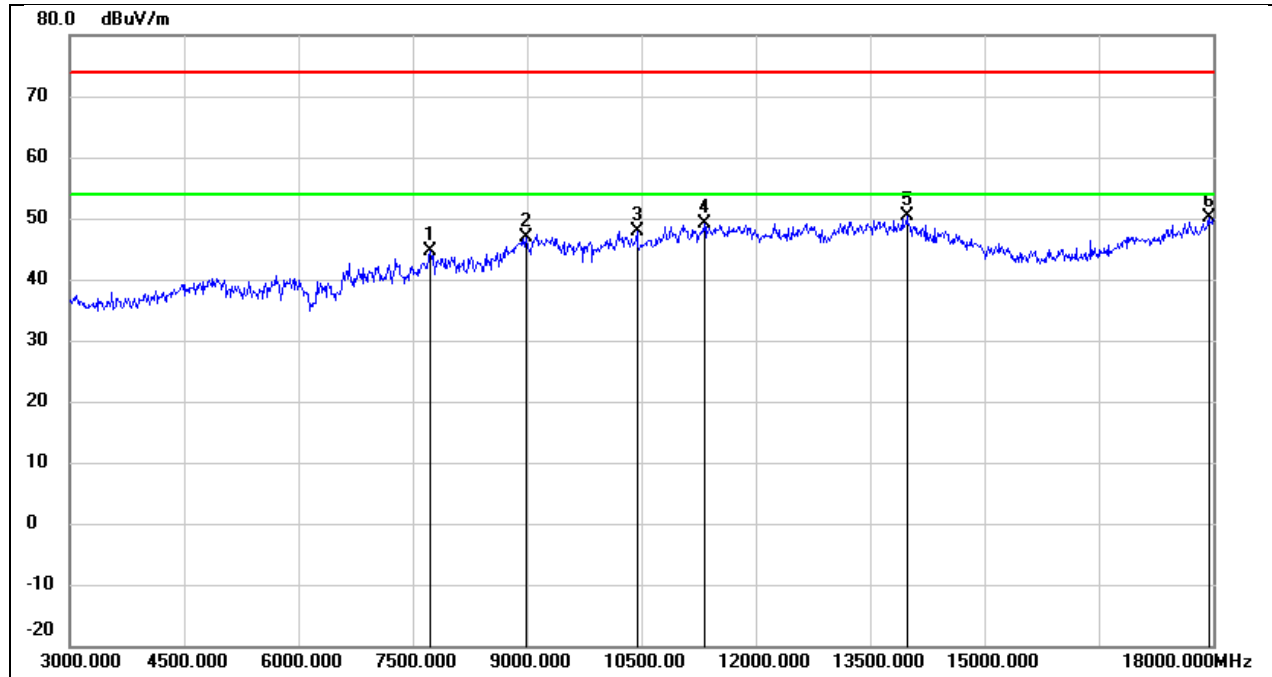
No.	Frequency (MHz)	Reading (dBuV)	Correct (dB/m)	Result (dBuV/m)	Limit (dBuV/m)	Margin (dB)	Remark
1	7710.000	38.41	6.33	44.74	74.00	-29.26	peak
2	8940.000	37.94	10.04	47.98	74.00	-26.02	peak
3	10230.000	36.37	12.46	48.83	74.00	-25.17	peak
4	11865.000	32.30	17.59	49.89	74.00	-24.11	peak
5	13545.000	28.83	20.99	49.82	74.00	-24.18	peak
6	17610.000	25.37	23.38	48.75	74.00	-25.25	peak

Test Mode:	802.11n HT20	Frequency(MHz):	2417
Polarity:	Horizontal	Test Voltage:	DC 48 V



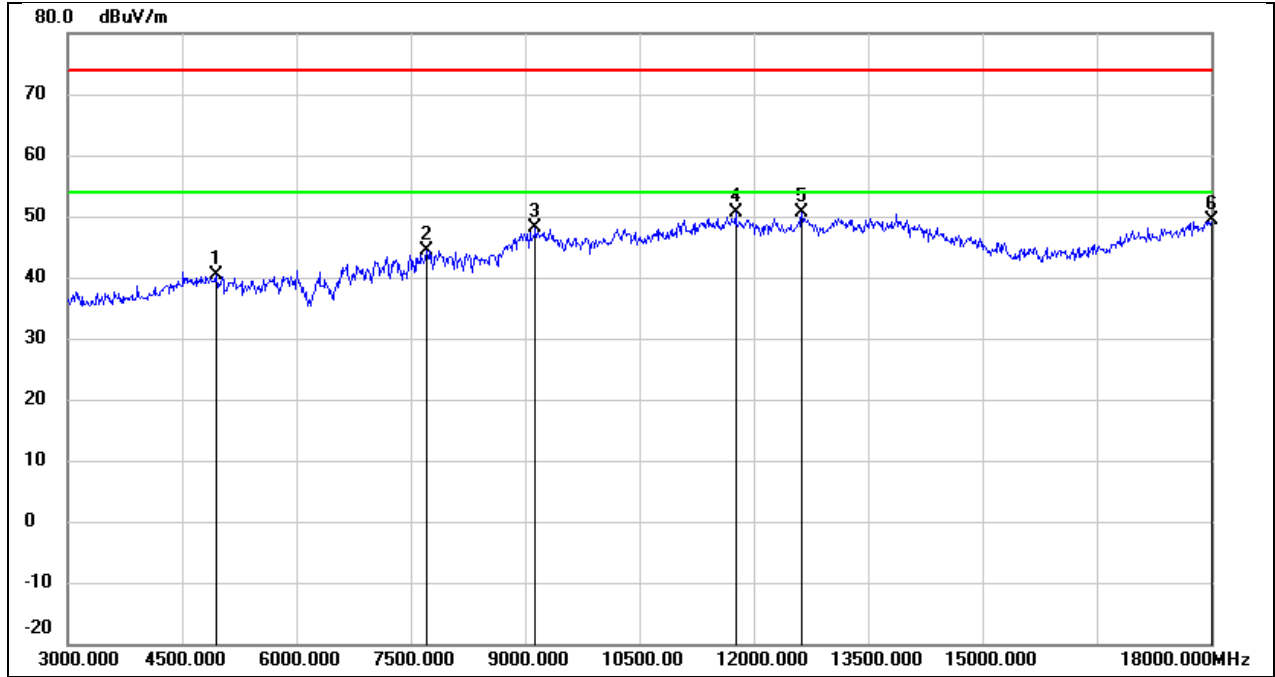
No.	Frequency (MHz)	Reading (dBuV)	Correct (dB/m)	Result (dBuV/m)	Limit (dBuV/m)	Margin (dB)	Remark
1	7755.000	39.18	6.31	45.49	74.00	-28.51	peak
2	9135.000	37.01	10.55	47.56	74.00	-26.44	peak
3	11010.000	34.81	14.81	49.62	74.00	-24.38	peak
4	11700.000	32.99	17.14	50.13	74.00	-23.87	peak
5	13245.000	30.89	19.78	50.67	74.00	-23.33	peak
6	17955.000	25.10	25.42	50.52	74.00	-23.48	peak

Test Mode:	802.11n HT20	Frequency(MHz):	2417
Polarity:	Vertical	Test Voltage:	DC 48 V



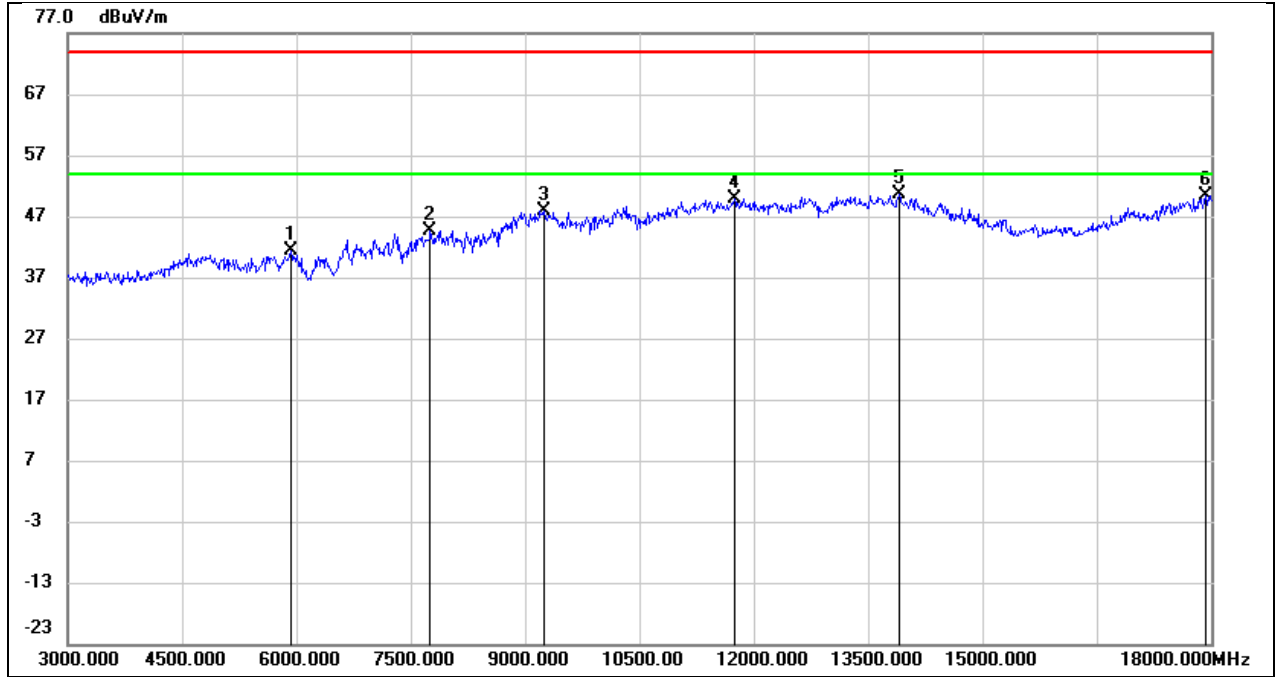
No.	Frequency (MHz)	Reading (dBuV)	Correct (dB/m)	Result (dBuV/m)	Limit (dBuV/m)	Margin (dB)	Remark
1	7725.000	38.31	6.32	44.63	74.00	-29.37	peak
2	8985.000	36.45	10.37	46.82	74.00	-27.18	peak
3	10440.000	35.02	12.87	47.89	74.00	-26.11	peak
4	11325.000	33.15	15.95	49.10	74.00	-24.90	peak
5	13980.000	28.50	21.92	50.42	74.00	-23.58	peak
6	17940.000	24.91	25.34	50.25	74.00	-23.75	peak

Test Mode:	802.11n HT20	Frequency(MHz):	2437
Polarity:	Horizontal	Test Voltage:	DC 48 V



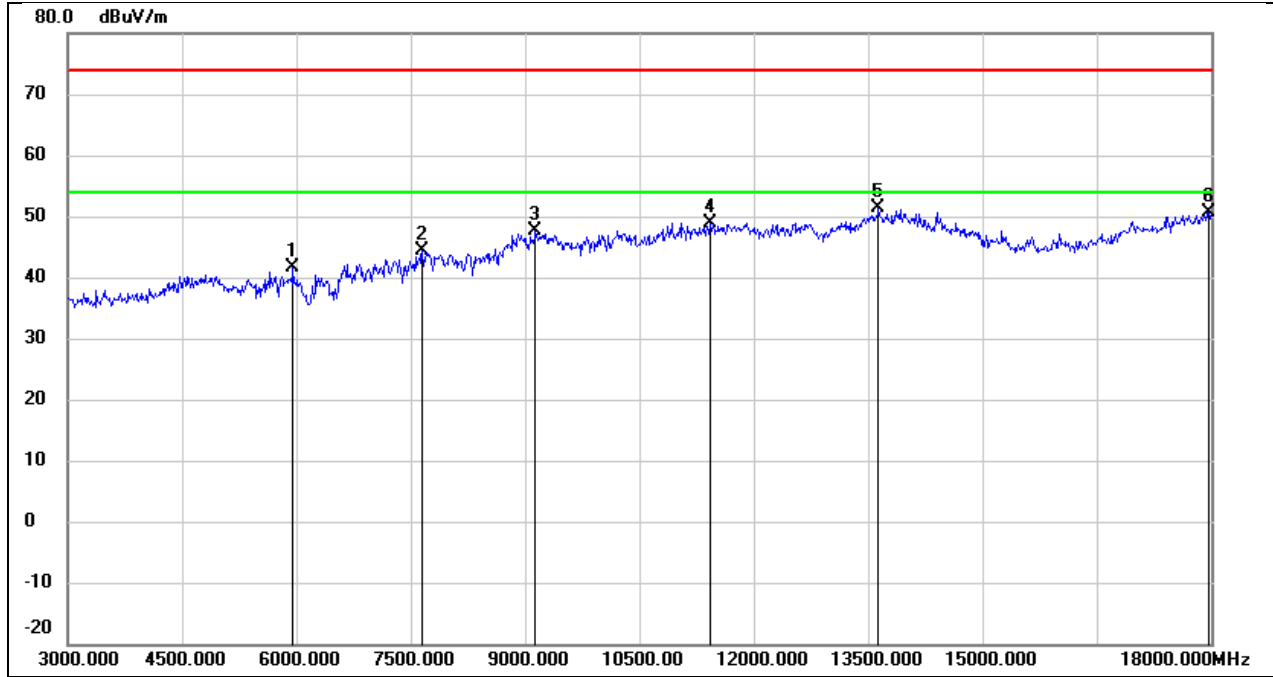
No.	Frequency (MHz)	Reading (dBuV)	Correct (dB/m)	Result (dBuV/m)	Limit (dBuV/m)	Margin (dB)	Remark
1	4950.000	40.05	0.26	40.31	74.00	-33.69	peak
2	7710.000	38.05	6.33	44.38	74.00	-29.62	peak
3	9135.000	37.48	10.55	48.03	74.00	-25.97	peak
4	11760.000	33.39	17.31	50.70	74.00	-23.30	peak
5	12630.000	32.65	17.89	50.54	74.00	-23.46	peak
6	18000.000	23.66	25.69	49.35	74.00	-24.65	peak

Test Mode:	802.11n HT20	Frequency(MHz):	2437
Polarity:	Vertical	Test Voltage:	DC 48 V



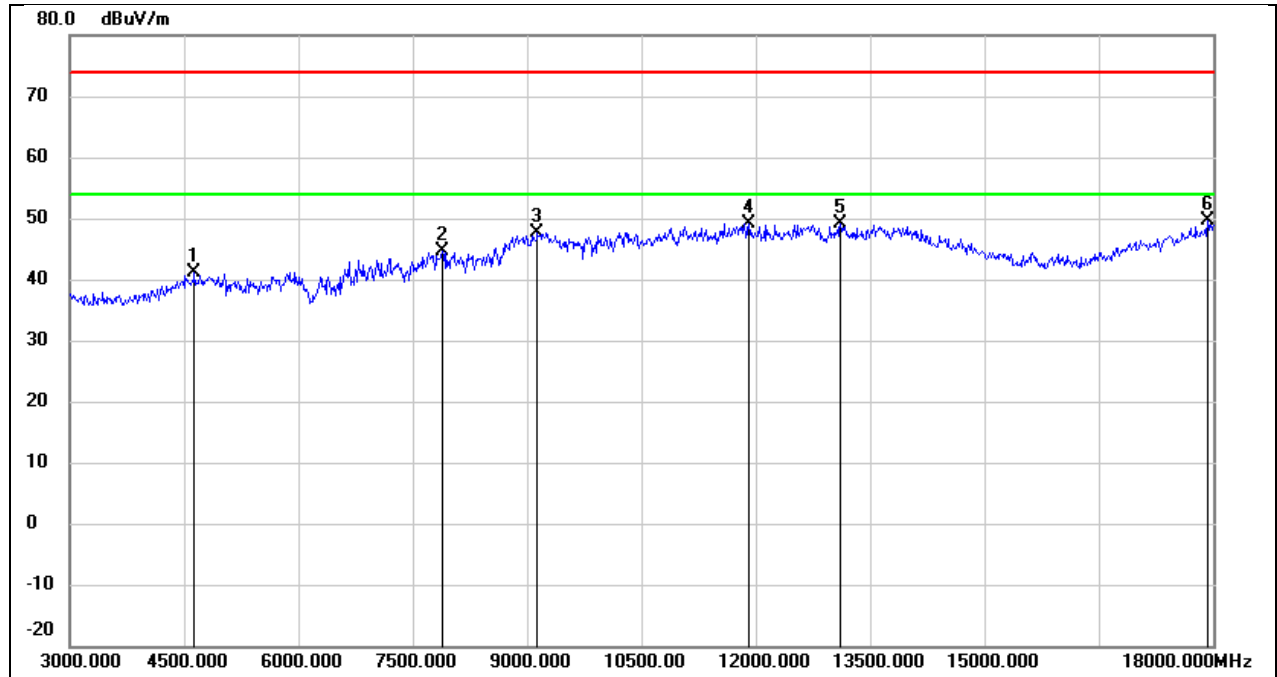
No.	Frequency (MHz)	Reading (dBuV)	Correct (dB/m)	Result (dBuV/m)	Limit (dBuV/m)	Margin (dB)	Remark
1	5925.000	39.30	2.04	41.34	74.00	-32.66	peak
2	7755.000	38.24	6.31	44.55	74.00	-29.45	peak
3	9240.000	37.33	10.58	47.91	74.00	-26.09	peak
4	11745.000	32.61	17.27	49.88	74.00	-24.12	peak
5	13905.000	28.78	21.76	50.54	74.00	-23.46	peak
6	17925.000	25.03	25.25	50.28	74.00	-23.72	peak

Test Mode:	802.11n HT20	Frequency(MHz):	2457
Polarity:	Horizontal	Test Voltage:	DC 48 V



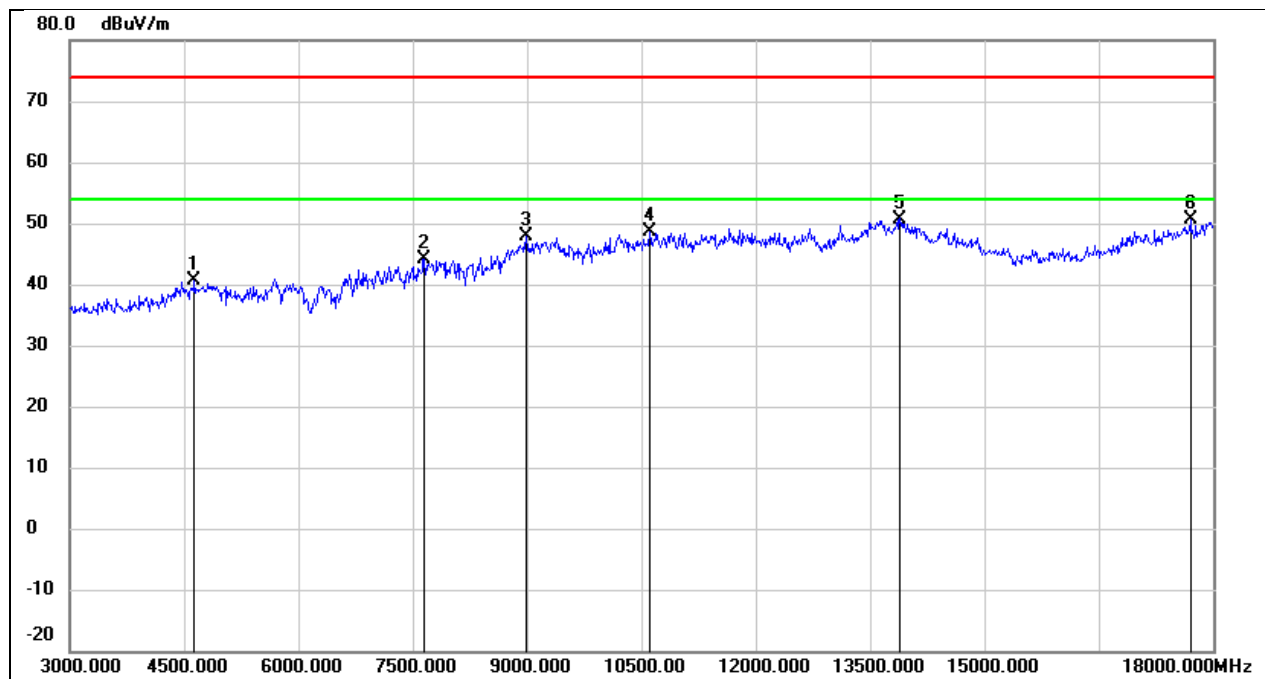
No.	Frequency (MHz)	Reading (dBuV)	Correct (dB/m)	Result (dBuV/m)	Limit (dBuV/m)	Margin (dB)	Remark
1	5955.000	39.55	2.13	41.68	74.00	-32.32	peak
2	7650.000	38.05	6.33	44.38	74.00	-29.62	peak
3	9135.000	37.15	10.55	47.70	74.00	-26.30	peak
4	11430.000	32.58	16.34	48.92	74.00	-25.08	peak
5	13635.000	30.08	21.19	51.27	74.00	-22.73	peak
6	17970.000	25.16	25.51	50.67	74.00	-23.33	peak

Test Mode:	802.11n HT20	Frequency(MHz):	2457
Polarity:	Vertical	Test Voltage:	DC 48 V



No.	Frequency (MHz)	Reading (dBuV)	Correct (dB/m)	Result (dBuV/m)	Limit (dBuV/m)	Margin (dB)	Remark
1	4635.000	41.97	-0.95	41.02	74.00	-32.98	peak
2	7890.000	38.40	6.31	44.71	74.00	-29.29	peak
3	9135.000	37.05	10.55	47.60	74.00	-26.40	peak
4	11910.000	31.48	17.72	49.20	74.00	-24.80	peak
5	13110.000	30.02	19.20	49.22	74.00	-24.78	peak
6	17925.000	24.31	25.25	49.56	74.00	-24.44	peak

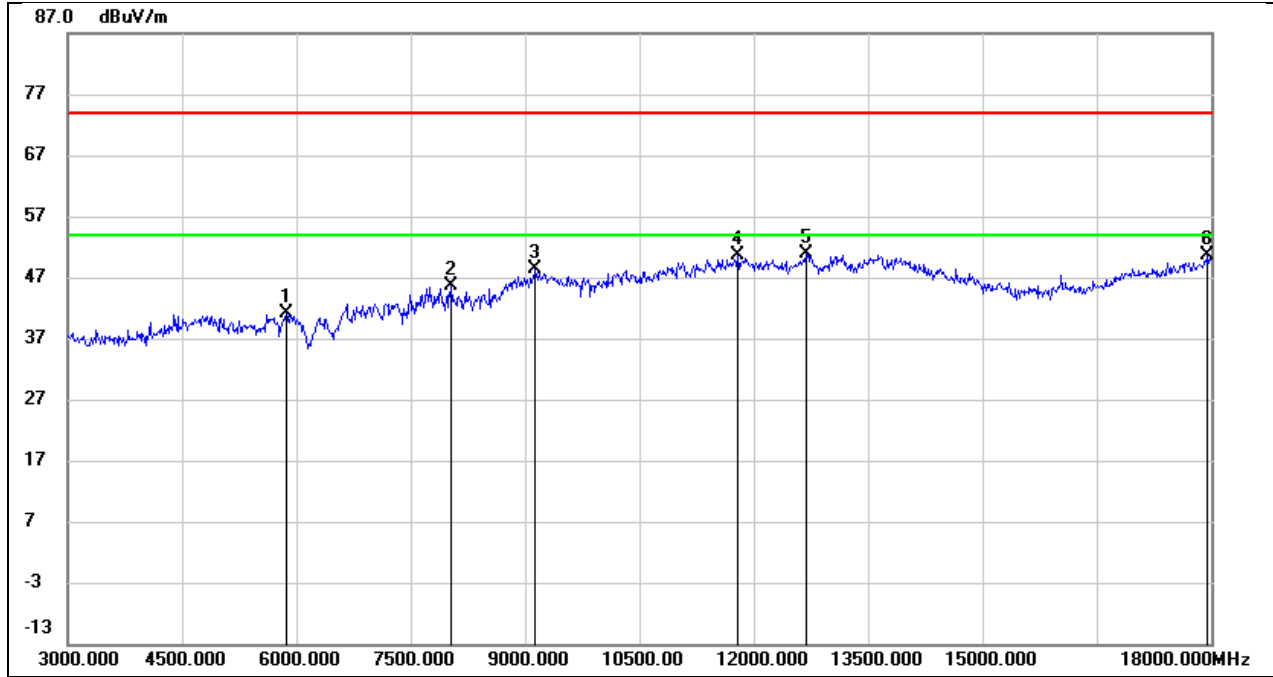
Test Mode:	802.11n HT20	Frequency(MHz):	2462
Polarity:	Horizontal	Test Voltage:	DC 48 V



No.	Frequency (MHz)	Reading (dBuV)	Correct (dB/m)	Result (dBuV/m)	Limit (dBuV/m)	Margin (dB)	Remark
1	4635.000	41.63	-0.95	40.68	74.00	-33.32	peak
2	7650.000	37.82	6.33	44.15	74.00	-29.85	peak
3	8985.000	37.61	10.37	47.98	74.00	-26.02	peak
4	10605.000	35.28	13.37	48.65	74.00	-25.35	peak
5	13890.000	29.03	21.72	50.75	74.00	-23.25	peak
6	17700.000	26.74	23.91	50.65	74.00	-23.35	peak

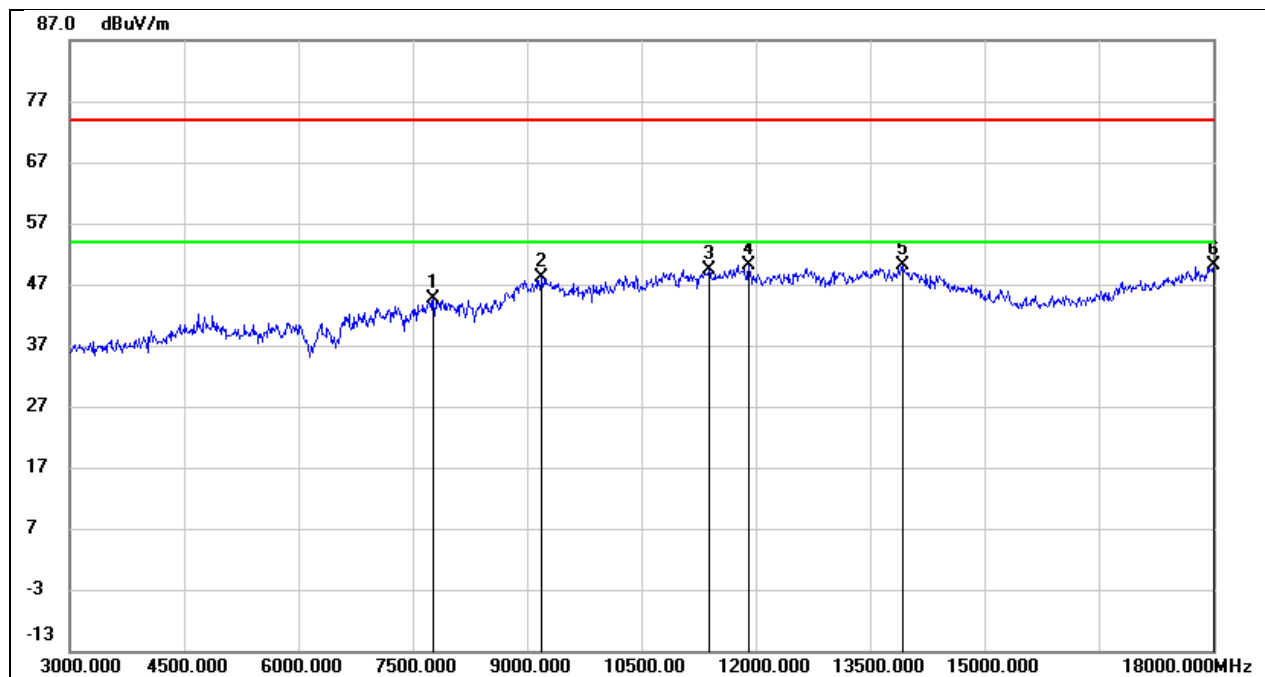


Test Mode:	802.11n HT20	Frequency(MHz):	2462
Polarity:	Vertical	Test Voltage:	DC 48 V



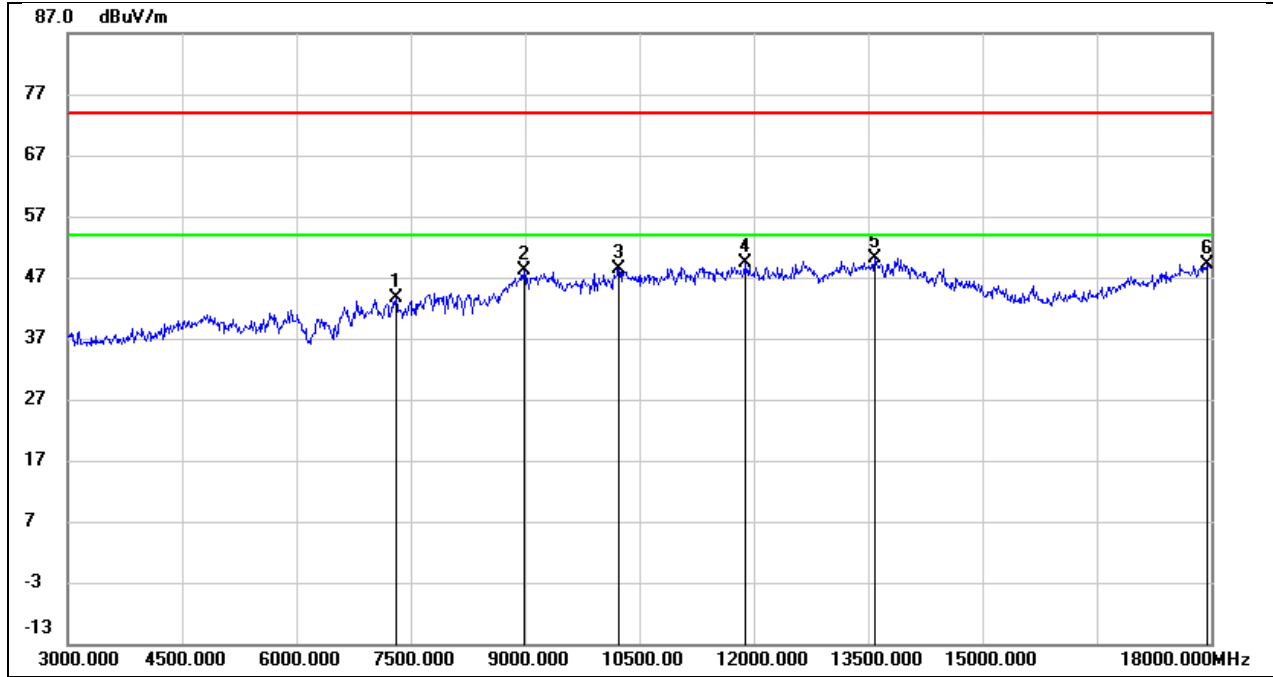
No.	Frequency (MHz)	Reading (dBuV)	Correct (dB/m)	Result (dBuV/m)	Limit (dBuV/m)	Margin (dB)	Remark
1	5865.000	39.27	1.88	41.15	74.00	-32.85	peak
2	8025.000	39.30	6.34	45.64	74.00	-28.36	peak
3	9135.000	37.87	10.55	48.42	74.00	-25.58	peak
4	11790.000	33.14	17.38	50.52	74.00	-23.48	peak
5	12690.000	32.82	18.02	50.84	74.00	-23.16	peak
6	17955.000	25.20	25.42	50.62	74.00	-23.38	peak

Test Mode:	802.11n HT40	Frequency(MHz):	2422
Polarity:	Horizontal	Test Voltage:	DC 48 V



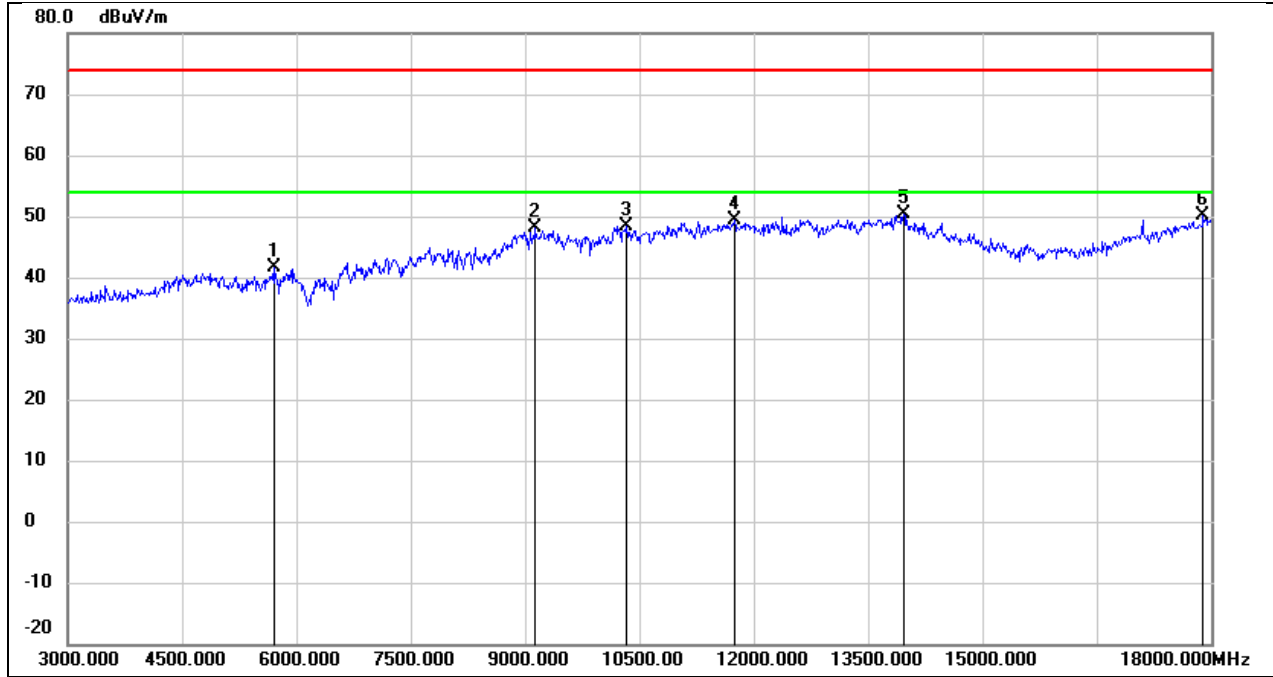
No.	Frequency (MHz)	Reading (dBuV)	Correct (dB/m)	Result (dBuV/m)	Limit (dBuV/m)	Margin (dB)	Remark
1	7770.000	38.28	6.31	44.59	74.00	-29.41	peak
2	9195.000	37.64	10.56	48.20	74.00	-25.80	peak
3	11385.000	33.28	16.17	49.45	74.00	-24.55	peak
4	11910.000	32.39	17.72	50.11	74.00	-23.89	peak
5	13920.000	28.22	21.79	50.01	74.00	-23.99	peak
6	18000.000	24.55	25.69	50.24	74.00	-23.76	peak

Test Mode:	802.11n HT40	Frequency(MHz):	2422
Polarity:	Vertical	Test Voltage:	DC 48 V



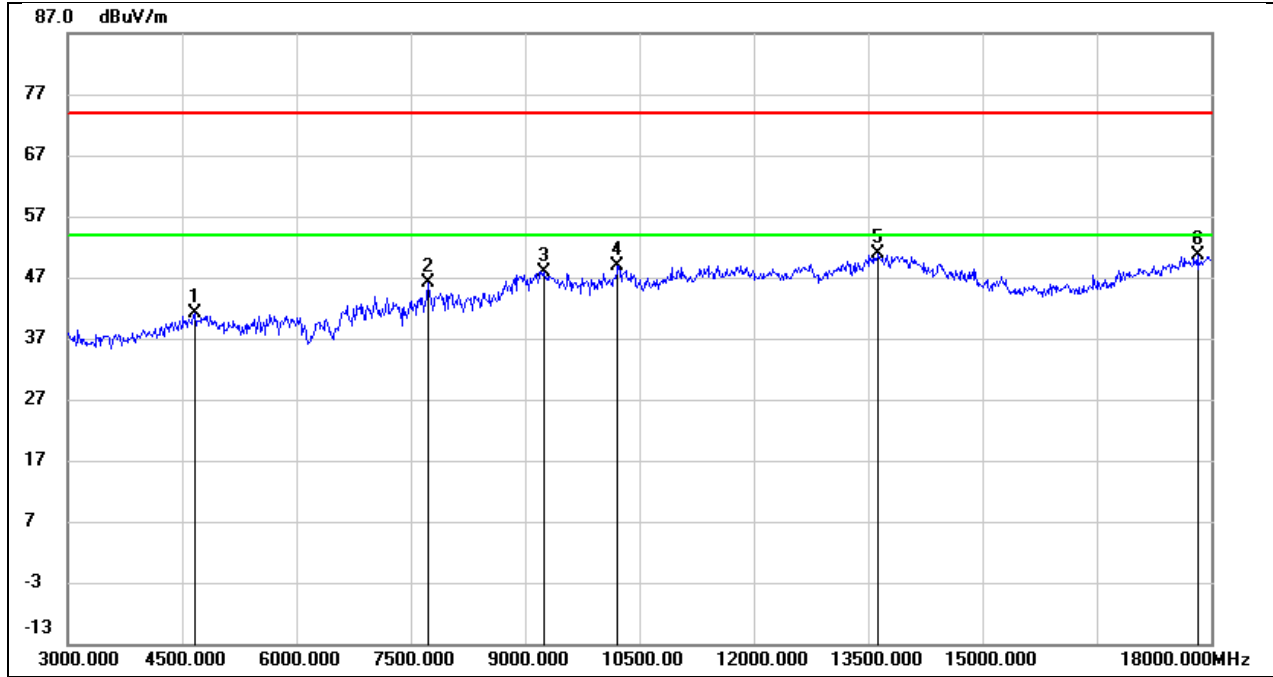
No.	Frequency (MHz)	Reading (dBuV)	Correct (dB/m)	Result (dBuV/m)	Limit (dBuV/m)	Margin (dB)	Remark
1	7305.000	37.08	6.47	43.55	74.00	-30.45	peak
2	8985.000	37.88	10.37	48.25	74.00	-25.75	peak
3	10230.000	35.93	12.46	48.39	74.00	-25.61	peak
4	11880.000	31.82	17.63	49.45	74.00	-24.55	peak
5	13590.000	29.10	21.09	50.19	74.00	-23.81	peak
6	17955.000	23.81	25.42	49.23	74.00	-24.77	peak

Test Mode:	802.11n HT40	Frequency(MHz):	2427
Polarity:	Horizontal	Test Voltage:	DC 48 V



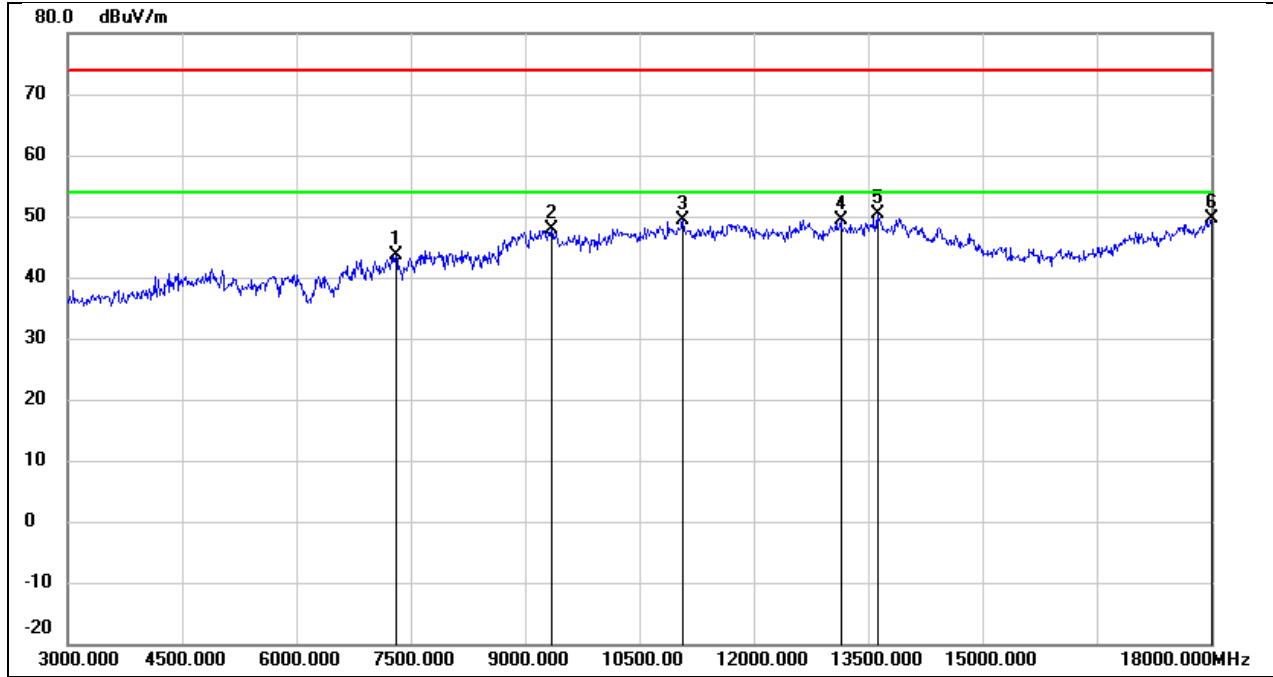
No.	Frequency (MHz)	Reading (dBuV)	Correct (dB/m)	Result (dBuV/m)	Limit (dBuV/m)	Margin (dB)	Remark
1	5700.000	40.12	1.41	41.53	74.00	-32.47	peak
2	9135.000	37.62	10.55	48.17	74.00	-25.83	peak
3	10335.000	35.78	12.67	48.45	74.00	-25.55	peak
4	11745.000	31.99	17.27	49.26	74.00	-24.74	peak
5	13965.000	28.42	21.89	50.31	74.00	-23.69	peak
6	17895.000	24.95	25.07	50.02	74.00	-23.98	peak

Test Mode:	802.11n HT40	Frequency(MHz):	2427
Polarity:	Vertical	Test Voltage:	DC 48 V



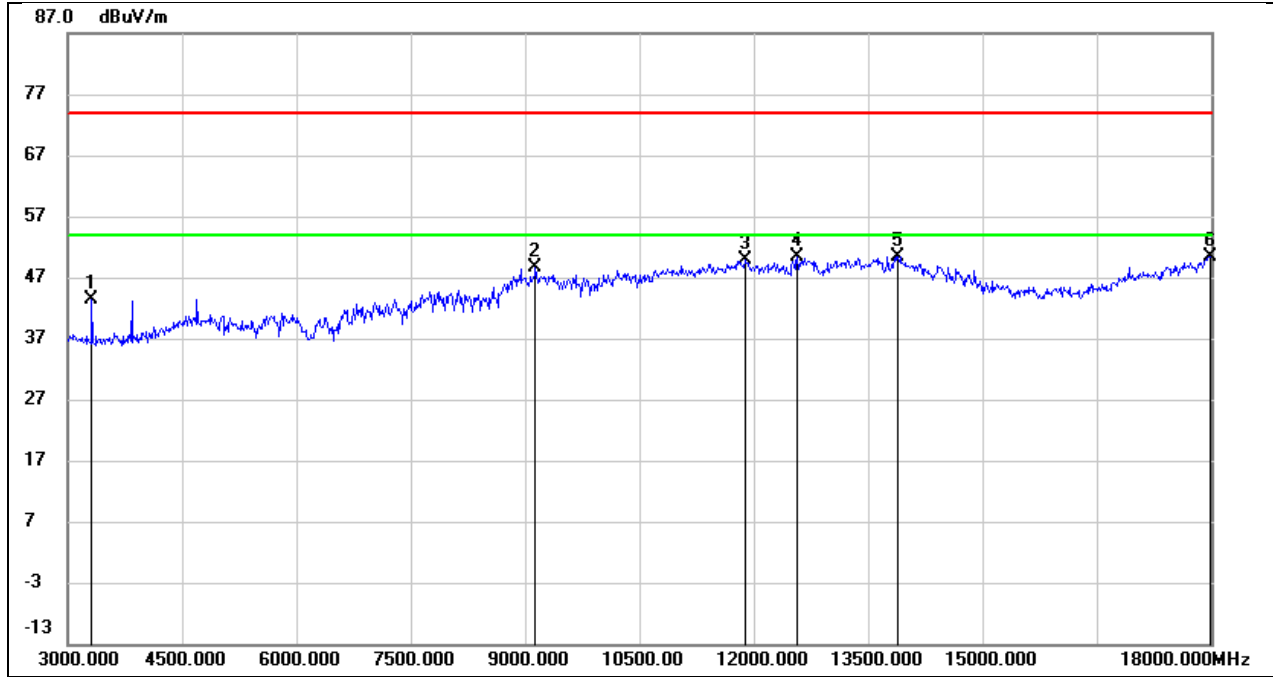
No.	Frequency (MHz)	Reading (dBuV)	Correct (dB/m)	Result (dBuV/m)	Limit (dBuV/m)	Margin (dB)	Remark
1	4665.000	41.88	-0.83	41.05	74.00	-32.95	peak
2	7725.000	39.80	6.32	46.12	74.00	-27.88	peak
3	9240.000	37.36	10.58	47.94	74.00	-26.06	peak
4	10215.000	36.56	12.43	48.99	74.00	-25.01	peak
5	13635.000	29.78	21.19	50.97	74.00	-23.03	peak
6	17820.000	25.94	24.63	50.57	74.00	-23.43	peak

Test Mode:	802.11n HT40	Frequency(MHz):	2437
Polarity:	Horizontal	Test Voltage:	DC 48 V



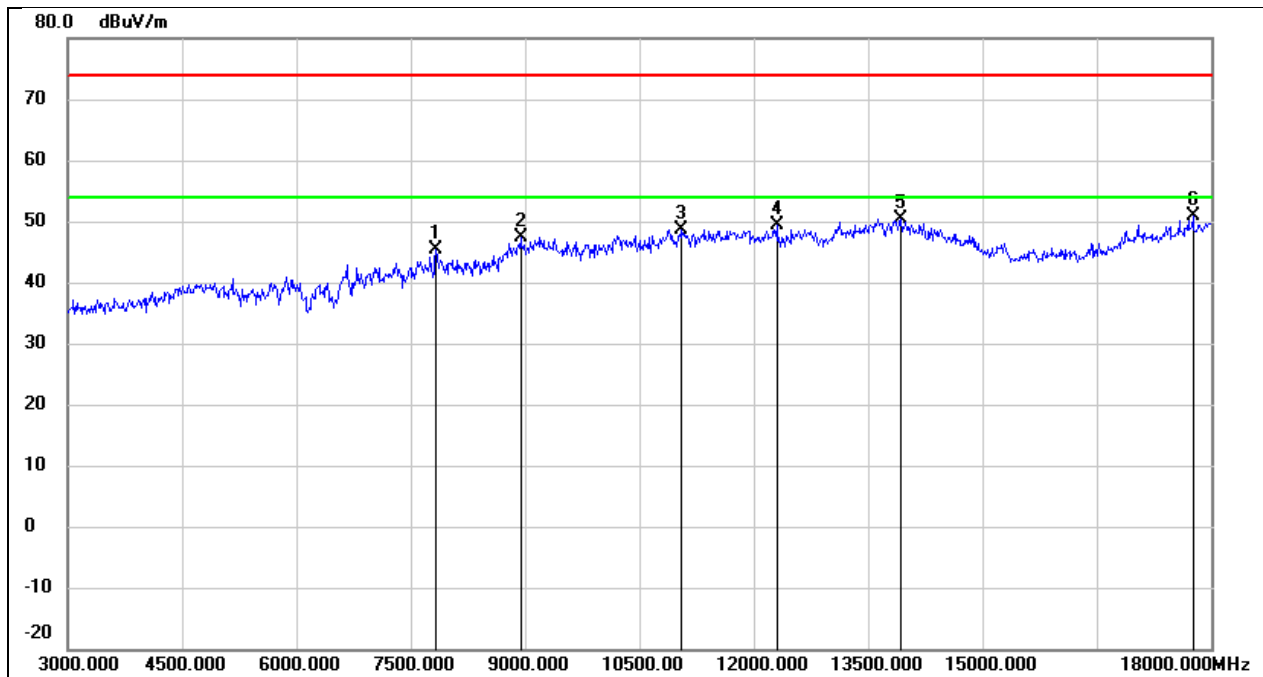
No.	Frequency (MHz)	Reading (dBuV)	Correct (dB/m)	Result (dBuV/m)	Limit (dBuV/m)	Margin (dB)	Remark
1	7305.000	37.27	6.47	43.74	74.00	-30.26	peak
2	9345.000	37.21	10.63	47.84	74.00	-26.16	peak
3	11070.000	34.38	15.03	49.41	74.00	-24.59	peak
4	13140.000	30.10	19.33	49.43	74.00	-24.57	peak
5	13620.000	29.24	21.15	50.39	74.00	-23.61	peak
6	18000.000	24.02	25.69	49.71	74.00	-24.29	peak

Test Mode:	802.11n HT40	Frequency(MHz):	2437
Polarity:	Vertical	Test Voltage:	DC 48 V



No.	Frequency (MHz)	Reading (dBuV)	Correct (dB/m)	Result (dBuV/m)	Limit (dBuV/m)	Margin (dB)	Remark
1	3315.000	48.48	-5.07	43.41	74.00	-30.59	peak
2	9135.000	38.03	10.55	48.58	74.00	-25.42	peak
3	11895.000	32.15	17.68	49.83	74.00	-24.17	peak
4	12570.000	32.53	17.75	50.28	74.00	-23.72	peak
5	13890.000	28.70	21.72	50.42	74.00	-23.58	peak
6	17985.000	24.78	25.60	50.38	74.00	-23.62	peak

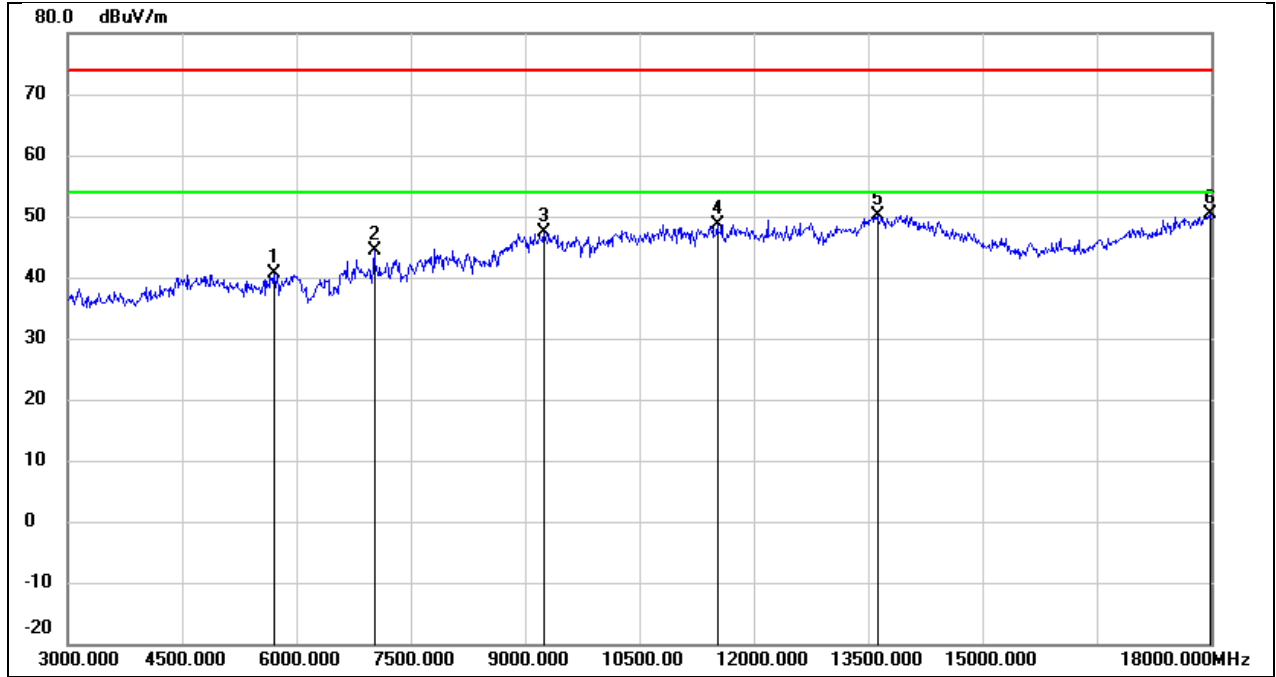
Test Mode:	802.11n HT40	Frequency(MHz):	2447
Polarity:	Horizontal	Test Voltage:	DC 48 V



No.	Frequency (MHz)	Reading (dBuV)	Correct (dB/m)	Result (dBuV/m)	Limit (dBuV/m)	Margin (dB)	Remark
1	7830.000	39.02	6.32	45.34	74.00	-28.66	peak
2	8940.000	37.42	10.04	47.46	74.00	-26.54	peak
3	11055.000	33.63	14.96	48.59	74.00	-25.41	peak
4	12300.000	31.74	17.74	49.48	74.00	-24.52	peak
5	13920.000	28.59	21.79	50.38	74.00	-23.62	peak
6	17760.000	26.53	24.27	50.80	74.00	-23.20	peak

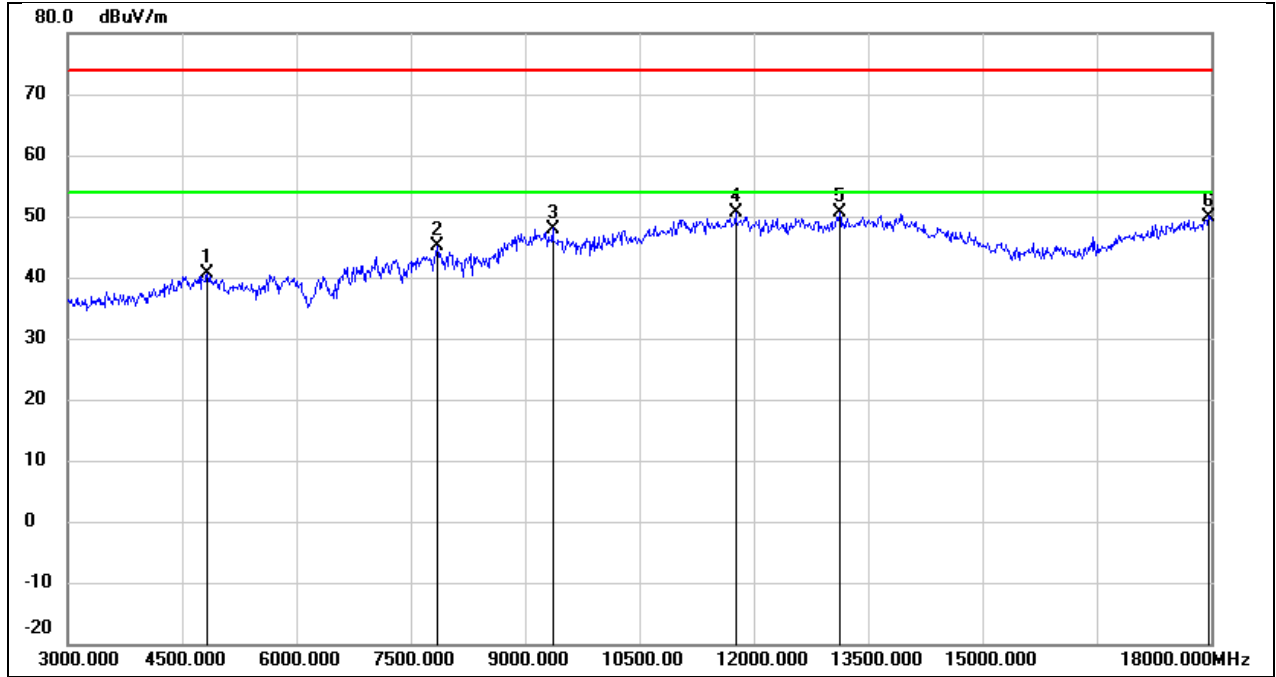


Test Mode:	802.11n HT40	Frequency(MHz):	2447
Polarity:	Vertical	Test Voltage:	DC 48 V



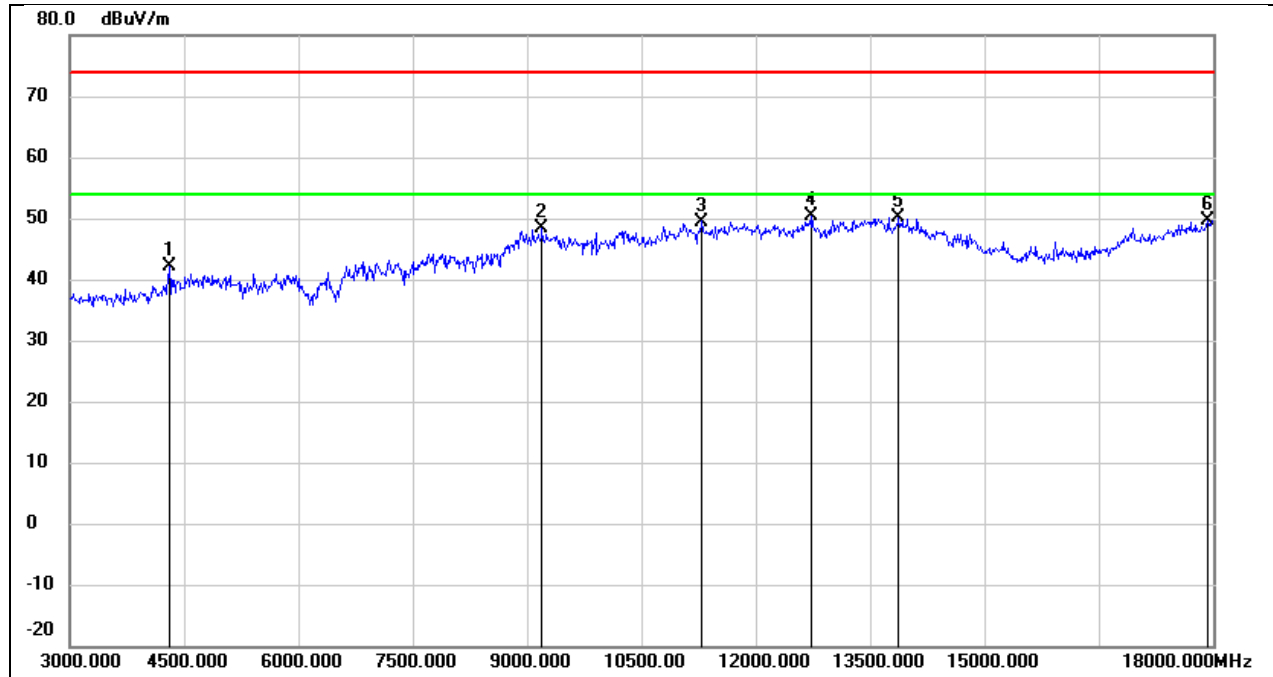
No.	Frequency (MHz)	Reading (dBuV)	Correct (dB/m)	Result (dBuV/m)	Limit (dBuV/m)	Margin (dB)	Remark
1	5700.000	39.16	1.41	40.57	74.00	-33.43	peak
2	7020.000	37.68	6.67	44.35	74.00	-29.65	peak
3	9240.000	36.70	10.58	47.28	74.00	-26.72	peak
4	11520.000	32.08	16.65	48.73	74.00	-25.27	peak
5	13620.000	29.00	21.15	50.15	74.00	-23.85	peak
6	17985.000	24.78	25.60	50.38	74.00	-23.62	peak

Test Mode:	802.11n HT40	Frequency(MHz):	2452
Polarity:	Horizontal	Test Voltage:	DC 48 V



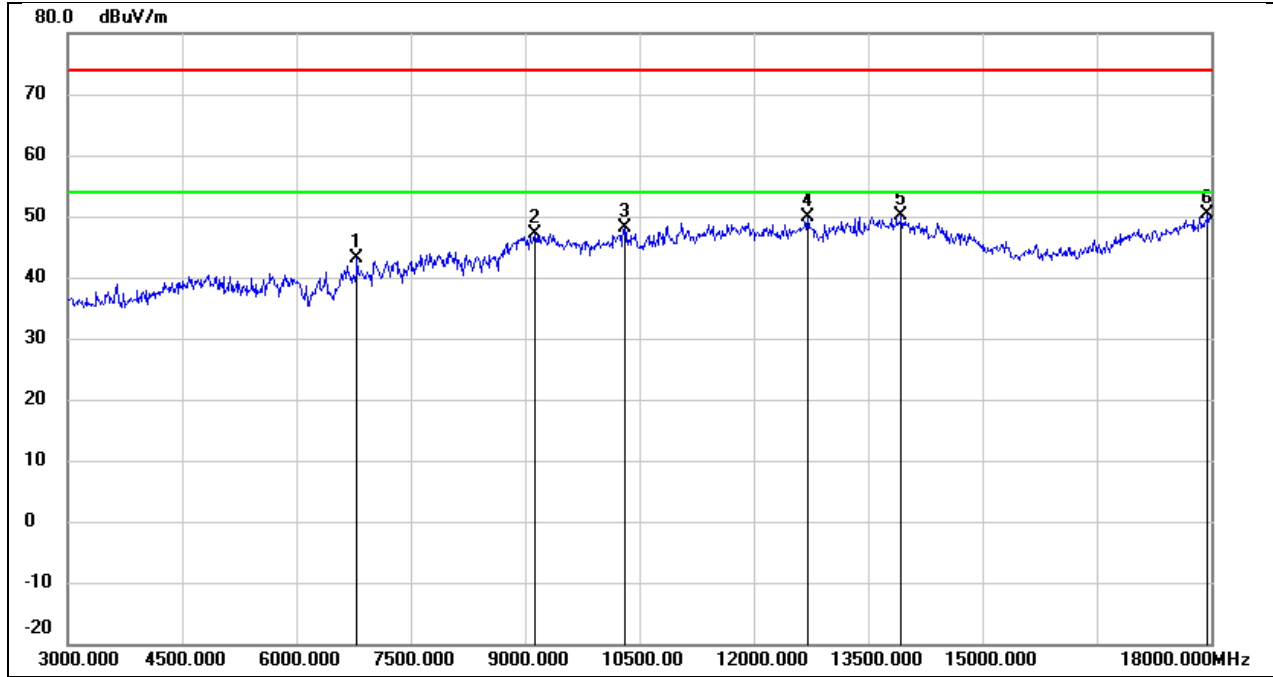
No.	Frequency (MHz)	Reading (dBuV)	Correct (dB/m)	Result (dBuV/m)	Limit (dBuV/m)	Margin (dB)	Remark
1	4830.000	40.79	-0.20	40.59	74.00	-33.41	peak
2	7845.000	38.86	6.32	45.18	74.00	-28.82	peak
3	9360.000	37.36	10.64	48.00	74.00	-26.00	peak
4	11760.000	33.23	17.31	50.54	74.00	-23.46	peak
5	13125.000	31.26	19.26	50.52	74.00	-23.48	peak
6	17970.000	24.49	25.51	50.00	74.00	-24.00	peak

Test Mode:	802.11n HT40	Frequency(MHz):	2452
Polarity:	Vertical	Test Voltage:	DC 48 V



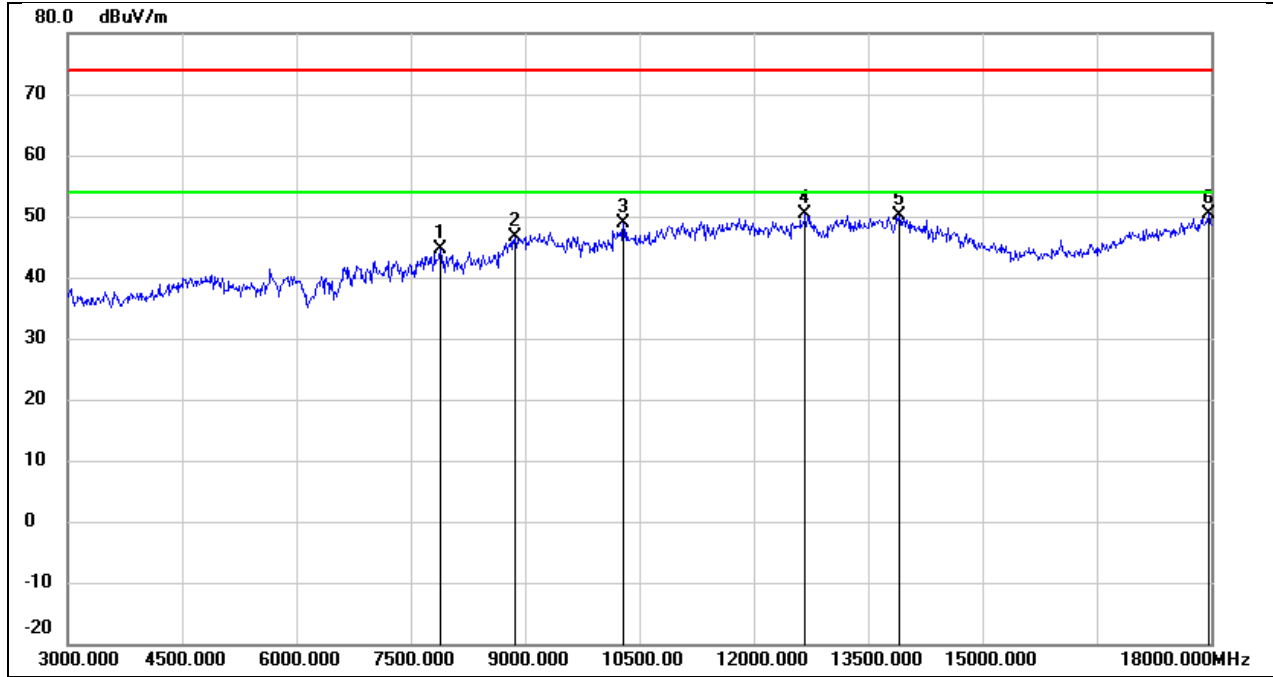
No.	Frequency (MHz)	Reading (dBuV)	Correct (dB/m)	Result (dBuV/m)	Limit (dBuV/m)	Margin (dB)	Remark
1	4305.000	44.40	-2.38	42.02	74.00	-31.98	peak
2	9195.000	37.71	10.56	48.27	74.00	-25.73	peak
3	11295.000	33.65	15.85	49.50	74.00	-24.50	peak
4	12735.000	32.28	18.12	50.40	74.00	-23.60	peak
5	13875.000	28.44	21.70	50.14	74.00	-23.86	peak
6	17925.000	24.39	25.25	49.64	74.00	-24.36	peak

Test Mode:	802.11ax HE20	Frequency(MHz):	2412
Polarity:	Horizontal	Test Voltage:	DC 48 V



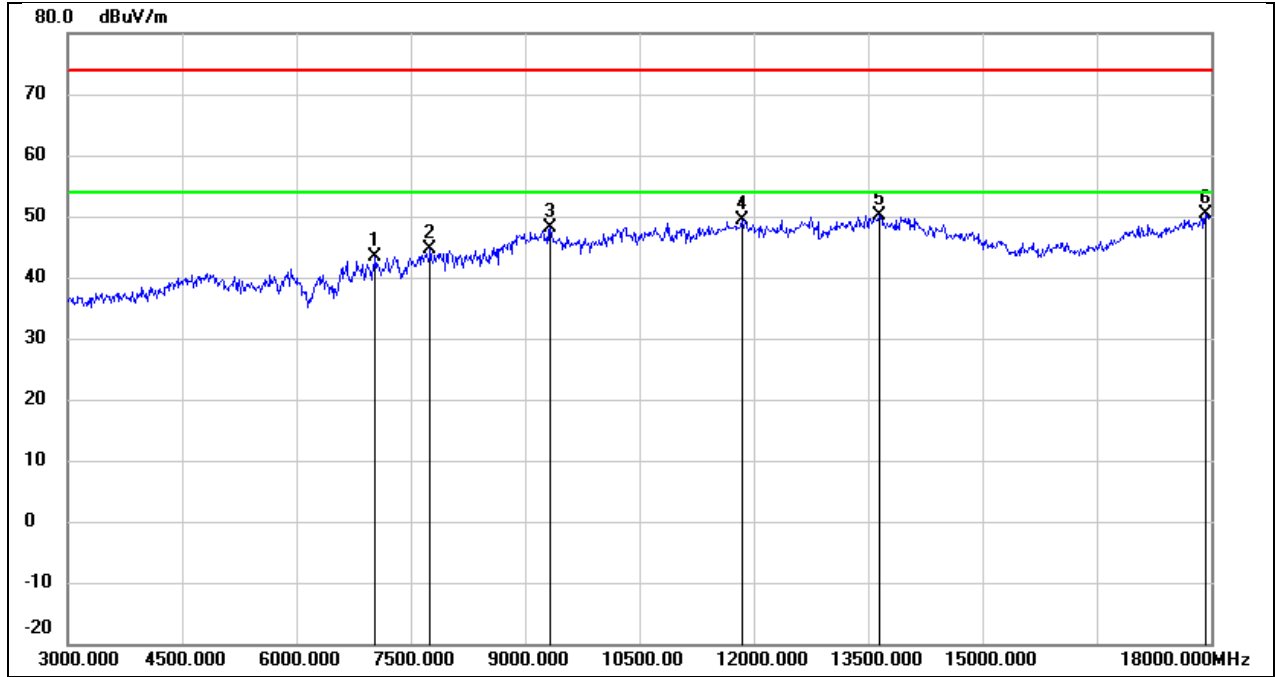
No.	Frequency (MHz)	Reading (dBuV)	Correct (dB/m)	Result (dBuV/m)	Limit (dBuV/m)	Margin (dB)	Remark
1	6795.000	37.47	5.68	43.15	74.00	-30.85	peak
2	9135.000	36.61	10.55	47.16	74.00	-26.84	peak
3	10305.000	35.41	12.61	48.02	74.00	-25.98	peak
4	12705.000	31.93	18.06	49.99	74.00	-24.01	peak
5	13935.000	28.27	21.82	50.09	74.00	-23.91	peak
6	17955.000	24.97	25.42	50.39	74.00	-23.61	peak

Test Mode:	802.11ax HE20	Frequency(MHz):	2412
Polarity:	Vertical	Test Voltage:	DC 48 V



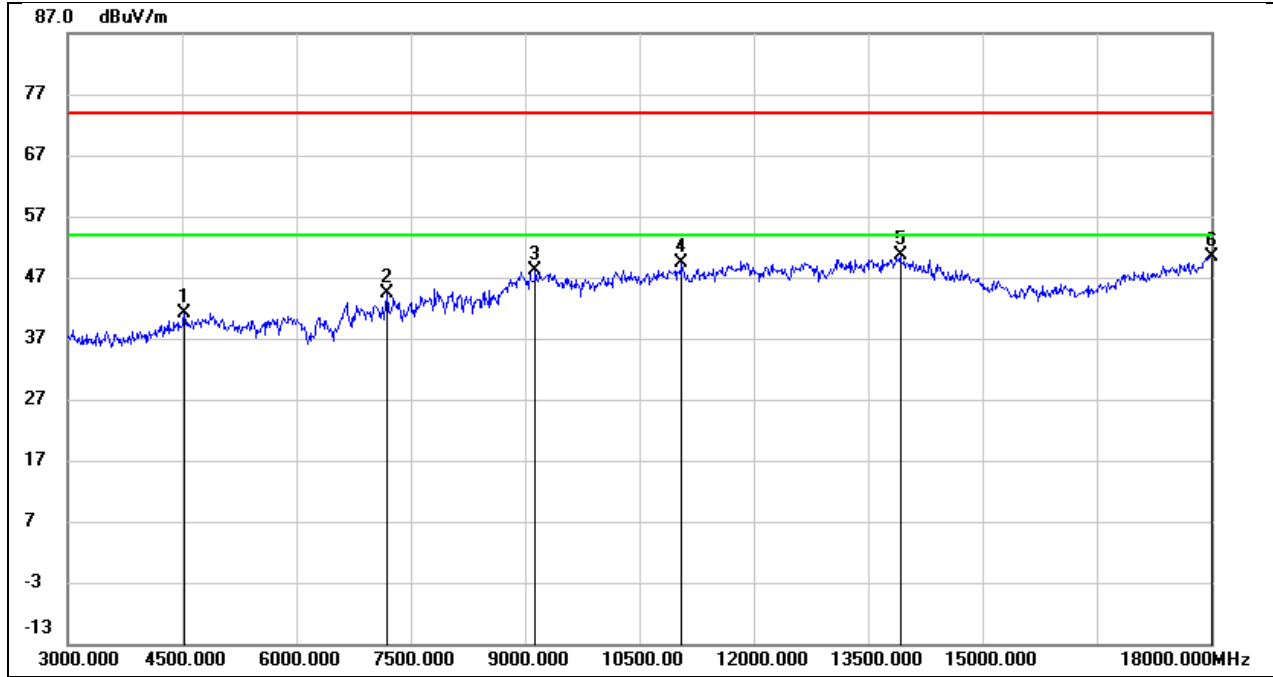
No.	Frequency (MHz)	Reading (dBuV)	Correct (dB/m)	Result (dBuV/m)	Limit (dBuV/m)	Margin (dB)	Remark
1	7890.000	38.28	6.31	44.59	74.00	-29.41	peak
2	8865.000	37.15	9.50	46.65	74.00	-27.35	peak
3	10290.000	36.23	12.59	48.82	74.00	-25.18	peak
4	12675.000	32.31	17.99	50.30	74.00	-23.70	peak
5	13905.000	28.40	21.76	50.16	74.00	-23.84	peak
6	17970.000	24.79	25.51	50.30	74.00	-23.70	peak

Test Mode:	802.11ax HE20	Frequency(MHz):	2417
Polarity:	Horizontal	Test Voltage:	DC 48 V



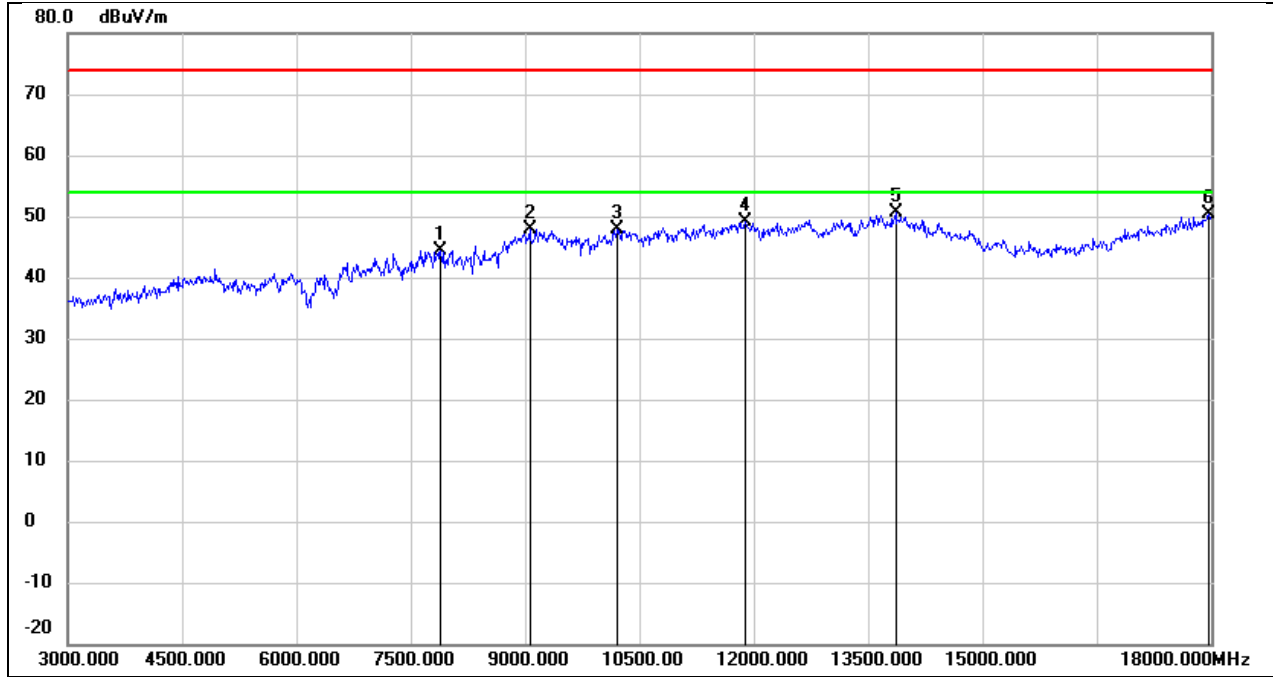
No.	Frequency (MHz)	Reading (dBuV)	Correct (dB/m)	Result (dBuV/m)	Limit (dBuV/m)	Margin (dB)	Remark
1	7035.000	36.60	6.67	43.27	74.00	-30.73	peak
2	7755.000	38.22	6.31	44.53	74.00	-29.47	peak
3	9330.000	37.51	10.62	48.13	74.00	-25.87	peak
4	11850.000	31.86	17.56	49.42	74.00	-24.58	peak
5	13650.000	28.88	21.21	50.09	74.00	-23.91	peak
6	17925.000	25.05	25.25	50.30	74.00	-23.70	peak

Test Mode:	802.11ax HE20	Frequency(MHz):	2417
Polarity:	Vertical	Test Voltage:	DC 48 V



No.	Frequency (MHz)	Reading (dBuV)	Correct (dB/m)	Result (dBuV/m)	Limit (dBuV/m)	Margin (dB)	Remark
1	4530.000	42.41	-1.35	41.06	74.00	-32.94	peak
2	7185.000	37.78	6.55	44.33	74.00	-29.67	peak
3	9135.000	37.46	10.55	48.01	74.00	-25.99	peak
4	11055.000	34.45	14.96	49.41	74.00	-24.59	peak
5	13920.000	28.85	21.79	50.64	74.00	-23.36	peak
6	18000.000	24.79	25.69	50.48	74.00	-23.52	peak

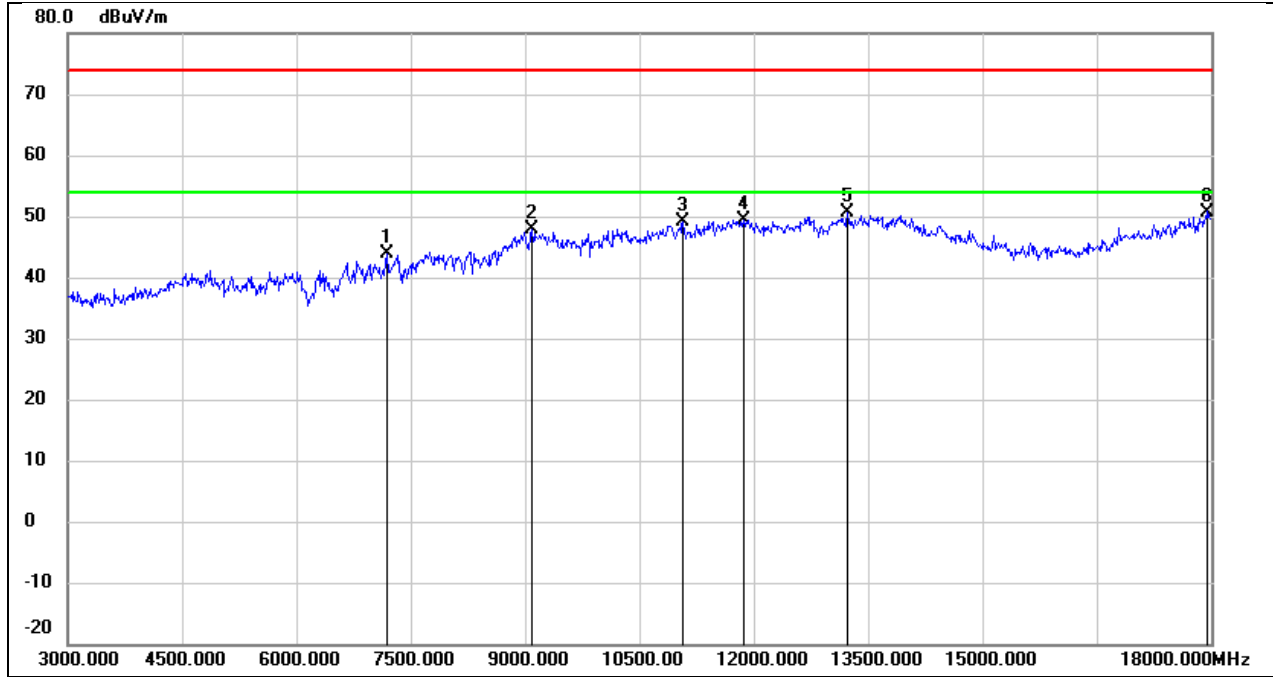
Test Mode:	802.11ax HE20	Frequency(MHz):	2437
Polarity:	Horizontal	Test Voltage:	DC 48 V



No.	Frequency (MHz)	Reading (dBuV)	Correct (dB/m)	Result (dBuV/m)	Limit (dBuV/m)	Margin (dB)	Remark
1	7890.000	38.10	6.31	44.41	74.00	-29.59	peak
2	9060.000	37.31	10.51	47.82	74.00	-26.18	peak
3	10215.000	35.40	12.43	47.83	74.00	-26.17	peak
4	11880.000	31.45	17.63	49.08	74.00	-24.92	peak
5	13860.000	28.98	21.67	50.65	74.00	-23.35	peak
6	17970.000	24.79	25.51	50.30	74.00	-23.70	peak

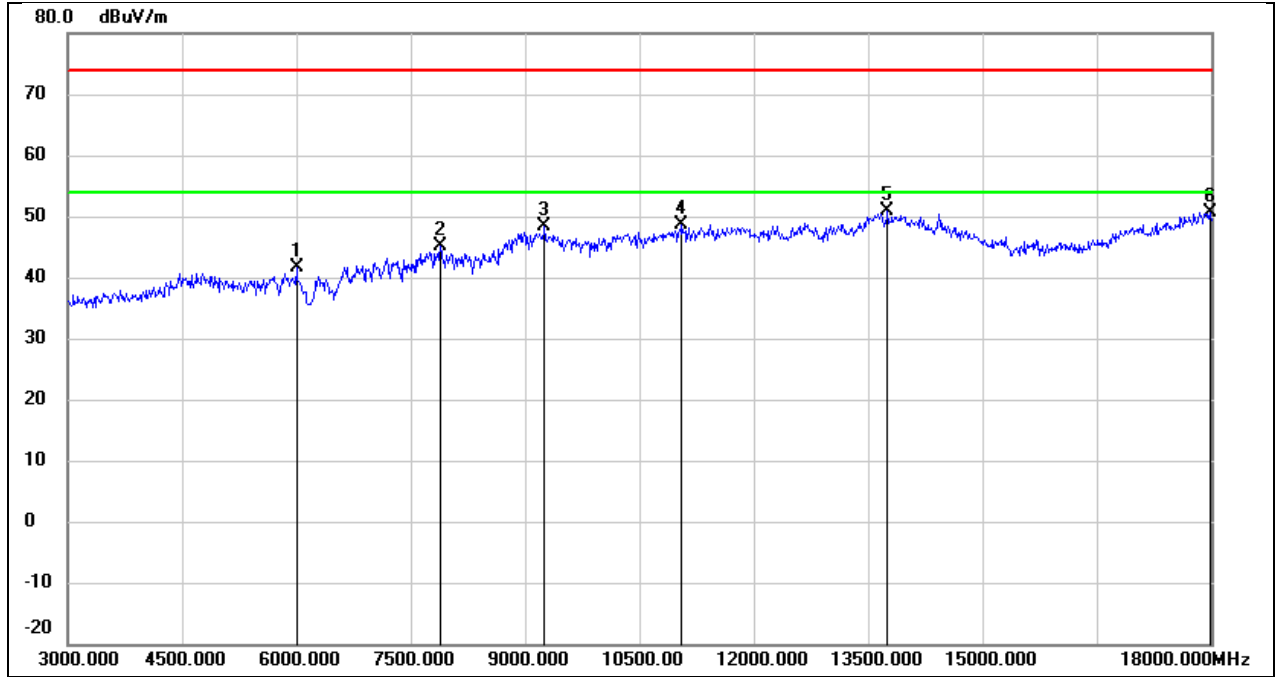


Test Mode:	802.11ax HE20	Frequency(MHz):	2437
Polarity:	Vertical	Test Voltage:	DC 48 V



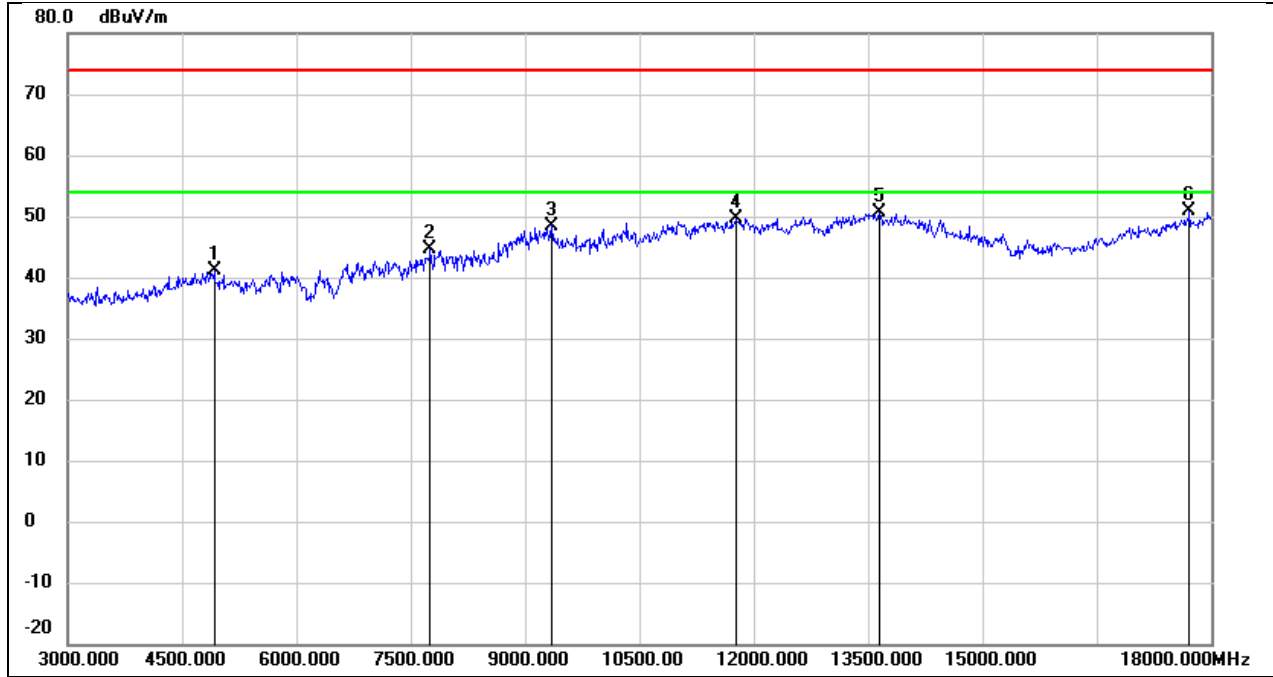
No.	Frequency (MHz)	Reading (dBuV)	Correct (dB/m)	Result (dBuV/m)	Limit (dBuV/m)	Margin (dB)	Remark
1	7185.000	37.23	6.55	43.78	74.00	-30.22	peak
2	9090.000	37.27	10.51	47.78	74.00	-26.22	peak
3	11070.000	34.17	15.03	49.20	74.00	-24.80	peak
4	11865.000	31.83	17.59	49.42	74.00	-24.58	peak
5	13230.000	30.84	19.72	50.56	74.00	-23.44	peak
6	17955.000	25.33	25.42	50.75	74.00	-23.25	peak

Test Mode:	802.11ax HE20	Frequency(MHz):	2457
Polarity:	Horizontal	Test Voltage:	DC 48 V



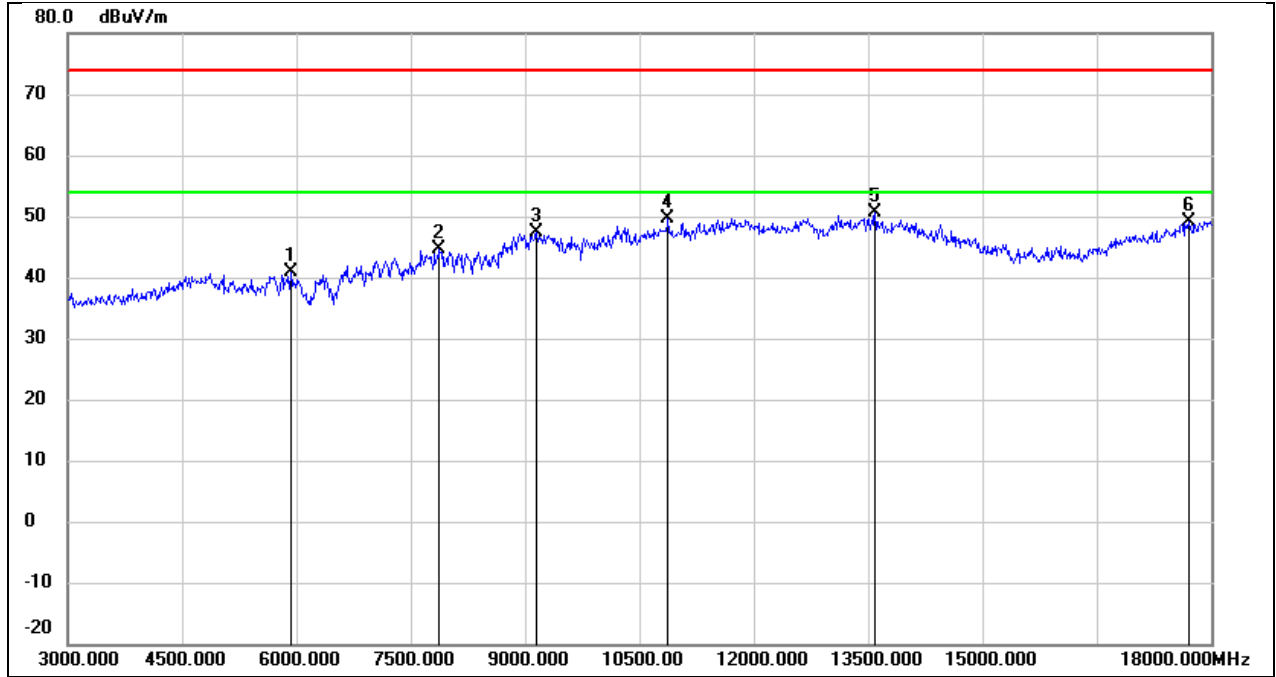
No.	Frequency (MHz)	Reading (dBuV)	Correct (dB/m)	Result (dBuV/m)	Limit (dBuV/m)	Margin (dB)	Remark
1	6000.000	39.33	2.25	41.58	74.00	-32.42	peak
2	7890.000	38.90	6.31	45.21	74.00	-28.79	peak
3	9255.000	37.77	10.59	48.36	74.00	-25.64	peak
4	11055.000	33.56	14.96	48.52	74.00	-25.48	peak
5	13755.000	29.42	21.45	50.87	74.00	-23.13	peak
6	17985.000	25.04	25.60	50.64	74.00	-23.36	peak

Test Mode:	802.11ax HE20	Frequency(MHz):	2457
Polarity:	Vertical	Test Voltage:	DC 48 V



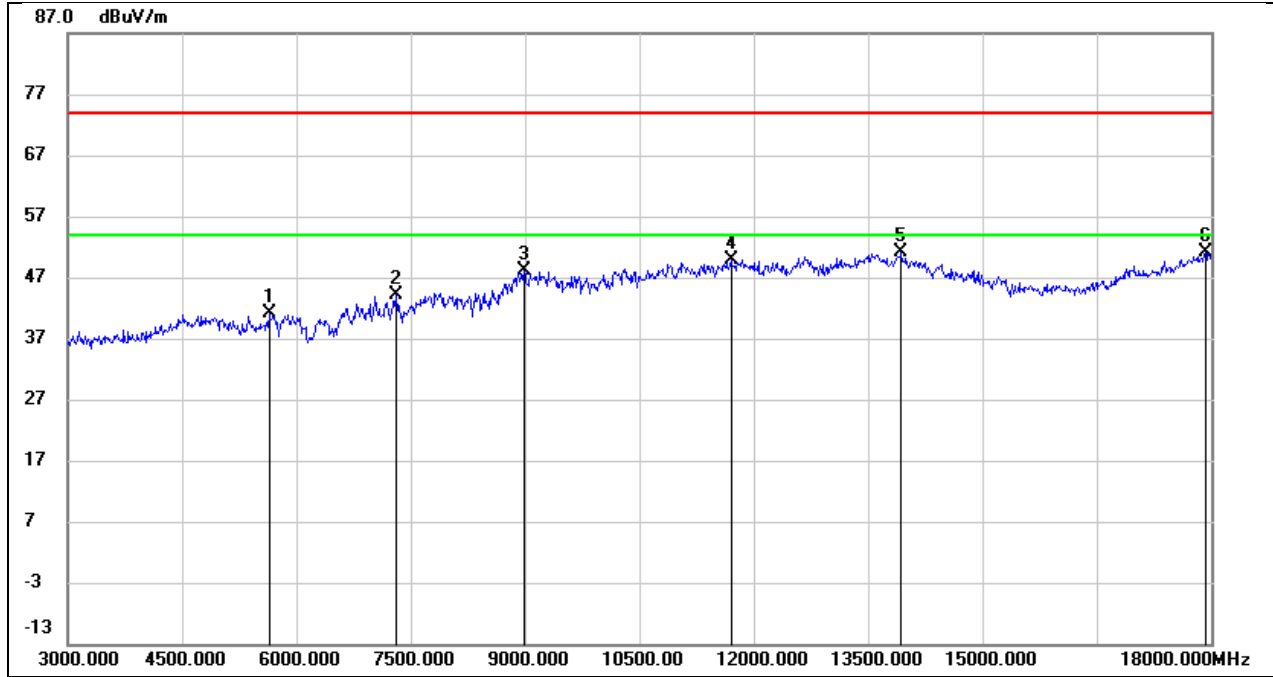
No.	Frequency (MHz)	Reading (dBuV)	Correct (dB/m)	Result (dBuV/m)	Limit (dBuV/m)	Margin (dB)	Remark
1	4920.000	40.87	0.14	41.01	74.00	-32.99	peak
2	7755.000	38.42	6.31	44.73	74.00	-29.27	peak
3	9345.000	37.87	10.63	48.50	74.00	-25.50	peak
4	11775.000	32.30	17.35	49.65	74.00	-24.35	peak
5	13650.000	29.35	21.21	50.56	74.00	-23.44	peak
6	17715.000	26.95	24.00	50.95	74.00	-23.05	peak

Test Mode:	802.11ax HE20	Frequency(MHz):	2462
Polarity:	Horizontal	Test Voltage:	DC 48 V



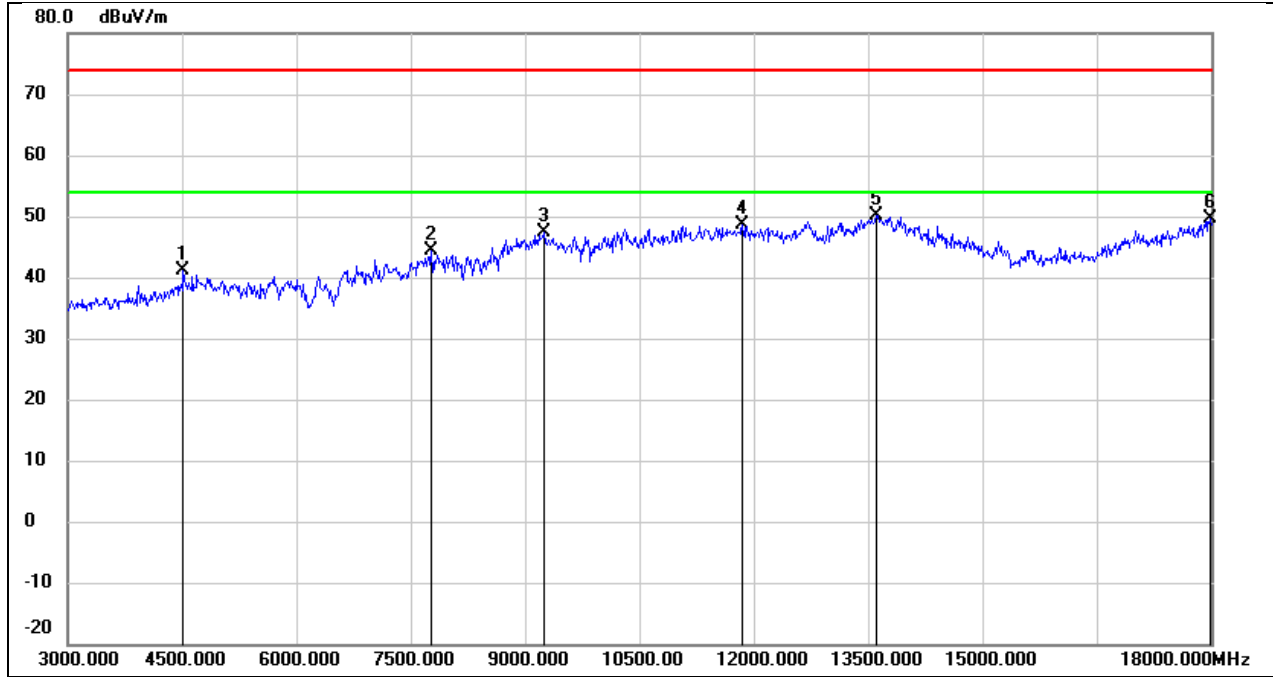
No.	Frequency (MHz)	Reading (dBuV)	Correct (dB/m)	Result (dBuV/m)	Limit (dBuV/m)	Margin (dB)	Remark
1	5925.000	38.90	2.04	40.94	74.00	-33.06	peak
2	7875.000	38.25	6.31	44.56	74.00	-29.44	peak
3	9150.000	36.87	10.54	47.41	74.00	-26.59	peak
4	10875.000	35.20	14.32	49.52	74.00	-24.48	peak
5	13590.000	29.47	21.09	50.56	74.00	-23.44	peak
6	17700.000	25.29	23.91	49.20	74.00	-24.80	peak

Test Mode:	802.11ax HE20	Frequency(MHz):	2462
Polarity:	Vertical	Test Voltage:	DC 48 V



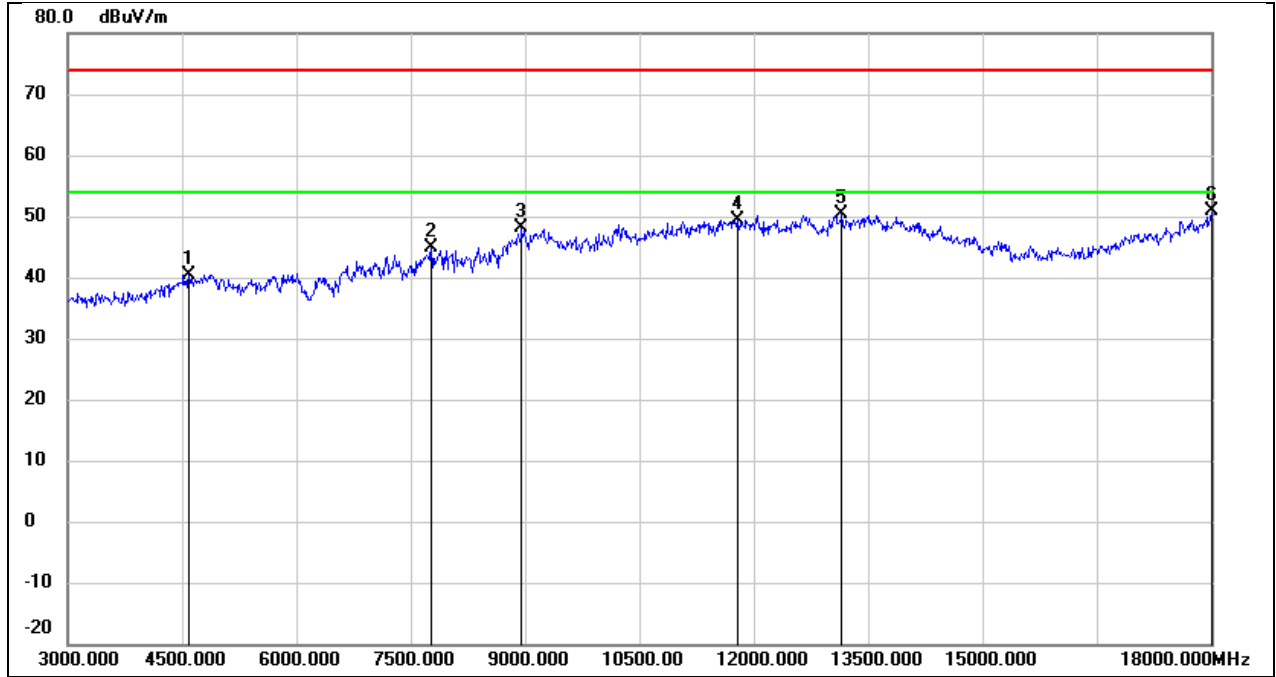
No.	Frequency (MHz)	Reading (dBuV)	Correct (dB/m)	Result (dBuV/m)	Limit (dBuV/m)	Margin (dB)	Remark
1	5640.000	39.88	1.24	41.12	74.00	-32.88	peak
2	7305.000	37.59	6.47	44.06	74.00	-29.94	peak
3	8985.000	37.83	10.37	48.20	74.00	-25.80	peak
4	11700.000	32.84	17.14	49.98	74.00	-24.02	peak
5	13935.000	29.32	21.82	51.14	74.00	-22.86	peak
6	17925.000	25.86	25.25	51.11	74.00	-22.89	peak

Test Mode:	802.11ax HE40	Frequency(MHz):	2422
Polarity:	Horizontal	Test Voltage:	DC 48 V



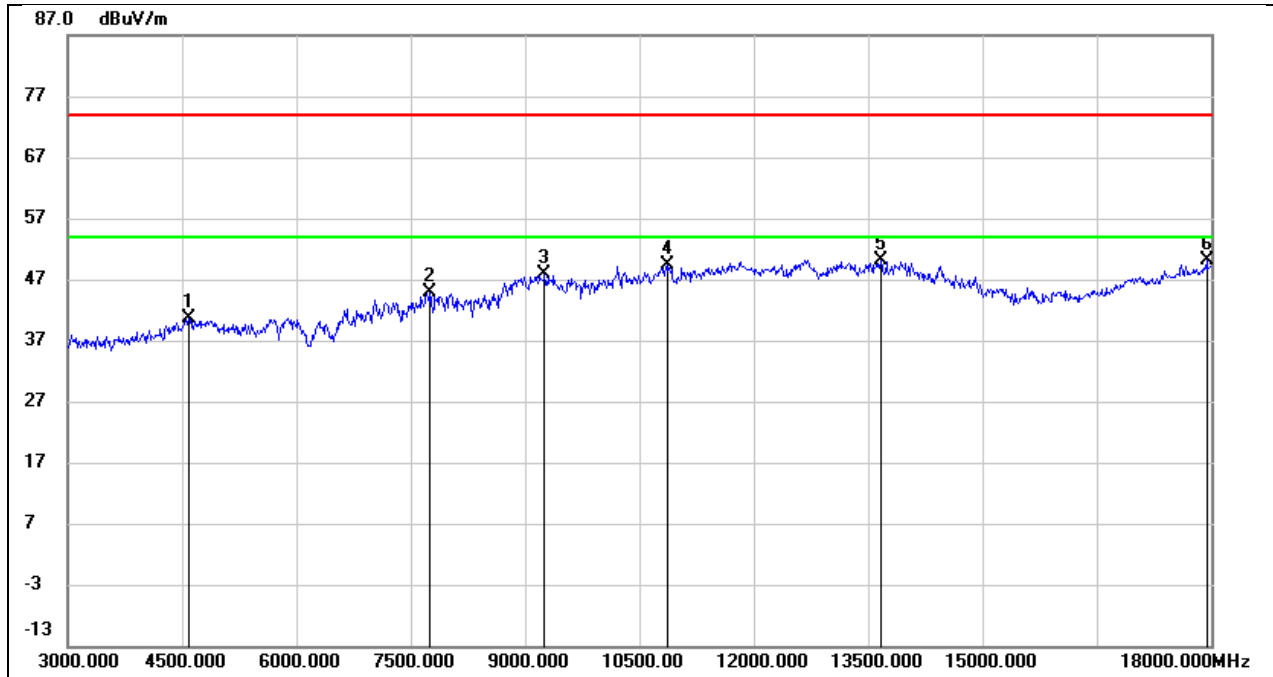
No.	Frequency (MHz)	Reading (dBuV)	Correct (dB/m)	Result (dBuV/m)	Limit (dBuV/m)	Margin (dB)	Remark
1	4515.000	42.42	-1.40	41.02	74.00	-32.98	peak
2	7770.000	37.95	6.31	44.26	74.00	-29.74	peak
3	9255.000	36.91	10.59	47.50	74.00	-26.50	peak
4	11850.000	30.96	17.56	48.52	74.00	-25.48	peak
5	13605.000	28.97	21.12	50.09	74.00	-23.91	peak
6	17985.000	24.03	25.60	49.63	74.00	-24.37	peak

Test Mode:	802.11ax HE40	Frequency(MHz):	2422
Polarity:	Vertical	Test Voltage:	DC 48 V



No.	Frequency (MHz)	Reading (dBuV)	Correct (dB/m)	Result (dBuV/m)	Limit (dBuV/m)	Margin (dB)	Remark
1	4590.000	41.60	-1.12	40.48	74.00	-33.52	peak
2	7770.000	38.68	6.31	44.99	74.00	-29.01	peak
3	8955.000	38.09	10.16	48.25	74.00	-25.75	peak
4	11790.000	31.99	17.38	49.37	74.00	-24.63	peak
5	13155.000	31.06	19.40	50.46	74.00	-23.54	peak
6	18000.000	25.25	25.69	50.94	74.00	-23.06	peak

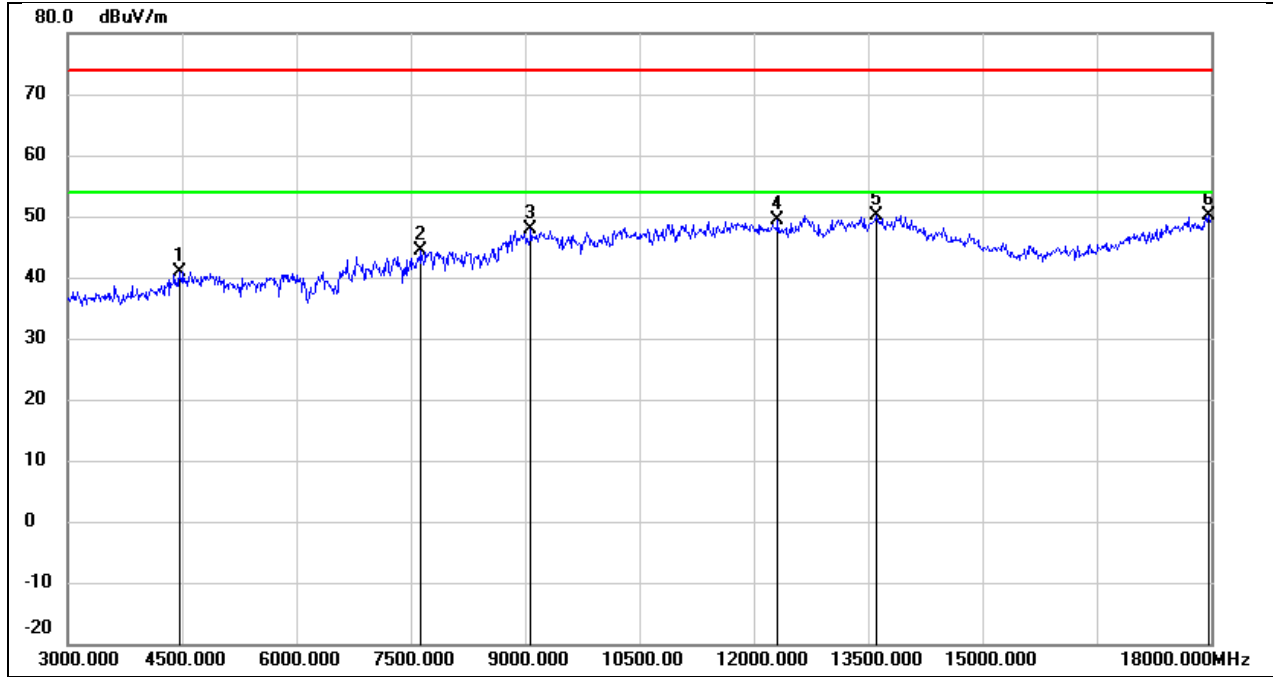
Test Mode:	802.11ax HE40	Frequency(MHz):	2427
Polarity:	Horizontal	Test Voltage:	DC 48 V



No.	Frequency (MHz)	Reading (dBuV)	Correct (dB/m)	Result (dBuV/m)	Limit (dBuV/m)	Margin (dB)	Remark
1	4590.000	41.81	-1.12	40.69	74.00	-33.31	peak
2	7755.000	38.51	6.31	44.82	74.00	-29.18	peak
3	9255.000	37.32	10.59	47.91	74.00	-26.09	peak
4	10860.000	35.17	14.27	49.44	74.00	-24.56	peak
5	13665.000	28.82	21.25	50.07	74.00	-23.93	peak
6	17940.000	24.75	25.34	50.09	74.00	-23.91	peak

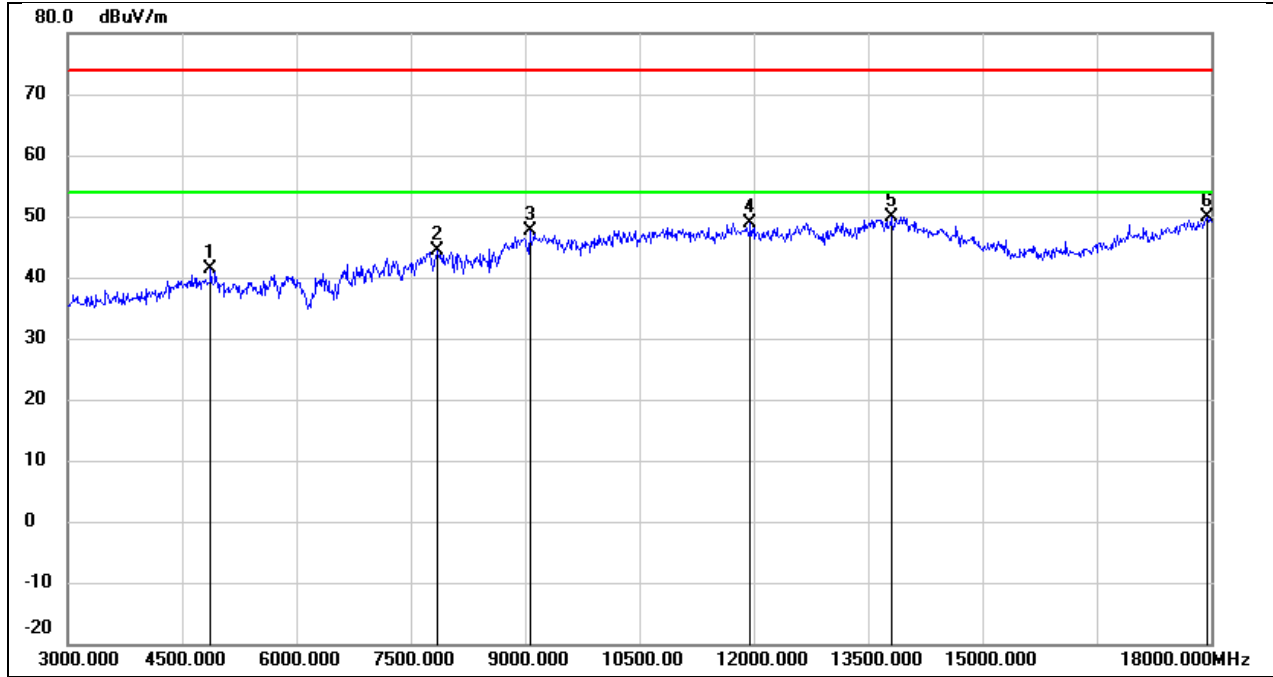


Test Mode:	802.11ax HE40	Frequency(MHz):	2427
Polarity:	Vertical	Test Voltage:	DC 48 V



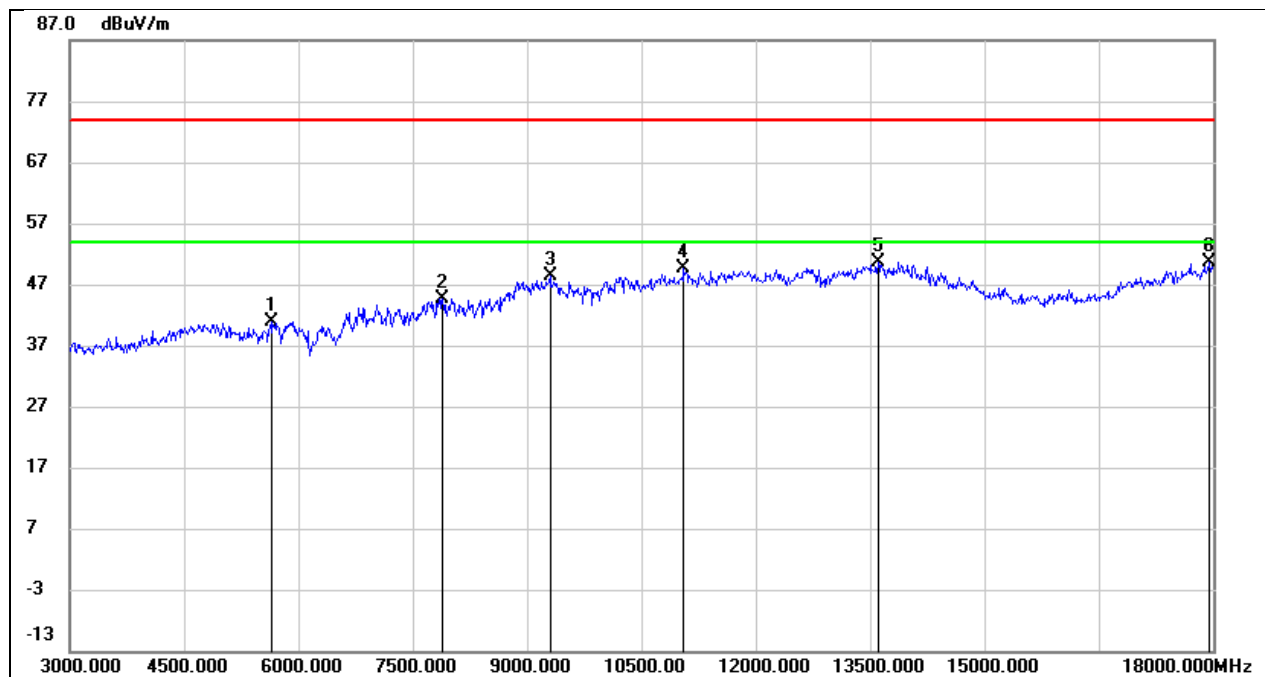
No.	Frequency (MHz)	Reading (dBuV)	Correct (dB/m)	Result (dBuV/m)	Limit (dBuV/m)	Margin (dB)	Remark
1	4470.000	42.46	-1.60	40.86	74.00	-33.14	peak
2	7635.000	37.95	6.33	44.28	74.00	-29.72	peak
3	9075.000	37.32	10.52	47.84	74.00	-26.16	peak
4	12315.000	31.52	17.74	49.26	74.00	-24.74	peak
5	13605.000	29.08	21.12	50.20	74.00	-23.80	peak
6	17970.000	24.60	25.51	50.11	74.00	-23.89	peak

Test Mode:	802.11ax HE40	Frequency(MHz):	2437
Polarity:	Horizontal	Test Voltage:	DC 48 V



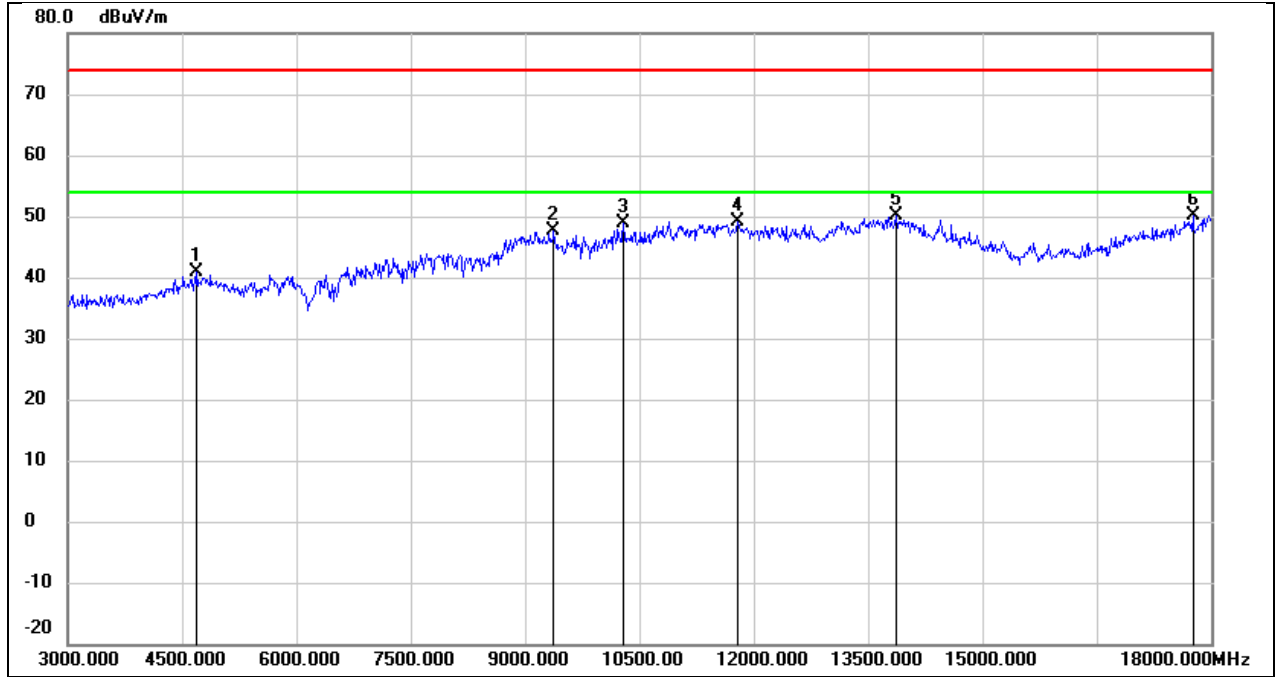
No.	Frequency (MHz)	Reading (dBuV)	Correct (dB/m)	Result (dBuV/m)	Limit (dBuV/m)	Margin (dB)	Remark
1	4875.000	41.32	-0.03	41.29	74.00	-32.71	peak
2	7845.000	37.97	6.32	44.29	74.00	-29.71	peak
3	9060.000	37.19	10.51	47.70	74.00	-26.30	peak
4	11955.000	31.14	17.83	48.97	74.00	-25.03	peak
5	13800.000	28.36	21.54	49.90	74.00	-24.10	peak
6	17955.000	24.49	25.42	49.91	74.00	-24.09	peak

Test Mode:	802.11ax HE40	Frequency(MHz):	2437
Polarity:	Vertical	Test Voltage:	DC 48 V



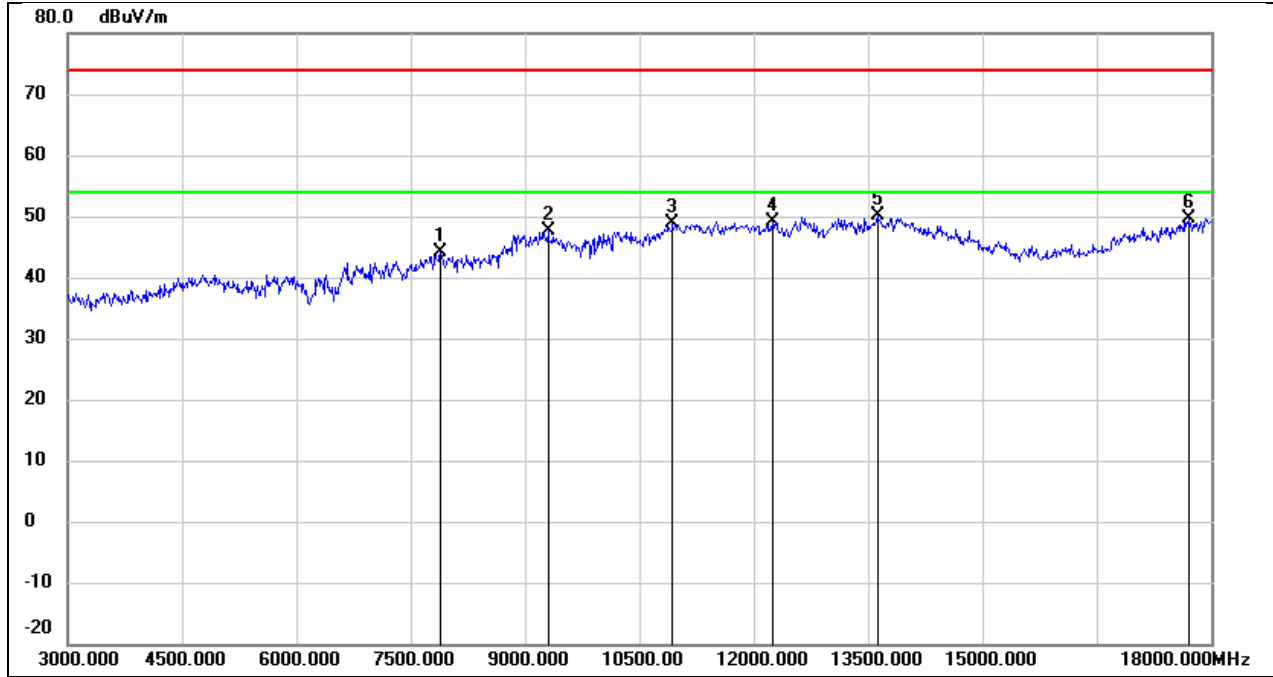
No.	Frequency (MHz)	Reading (dBuV)	Correct (dB/m)	Result (dBuV/m)	Limit (dBuV/m)	Margin (dB)	Remark
1	5655.000	39.67	1.29	40.96	74.00	-33.04	peak
2	7890.000	38.27	6.31	44.58	74.00	-29.42	peak
3	9300.000	37.85	10.61	48.46	74.00	-25.54	peak
4	11055.000	34.70	14.96	49.66	74.00	-24.34	peak
5	13605.000	29.47	21.12	50.59	74.00	-23.41	peak
6	17955.000	25.17	25.42	50.59	74.00	-23.41	peak

Test Mode:	802.11ax HE40	Frequency(MHz):	2447
Polarity:	Horizontal	Test Voltage:	DC 48 V



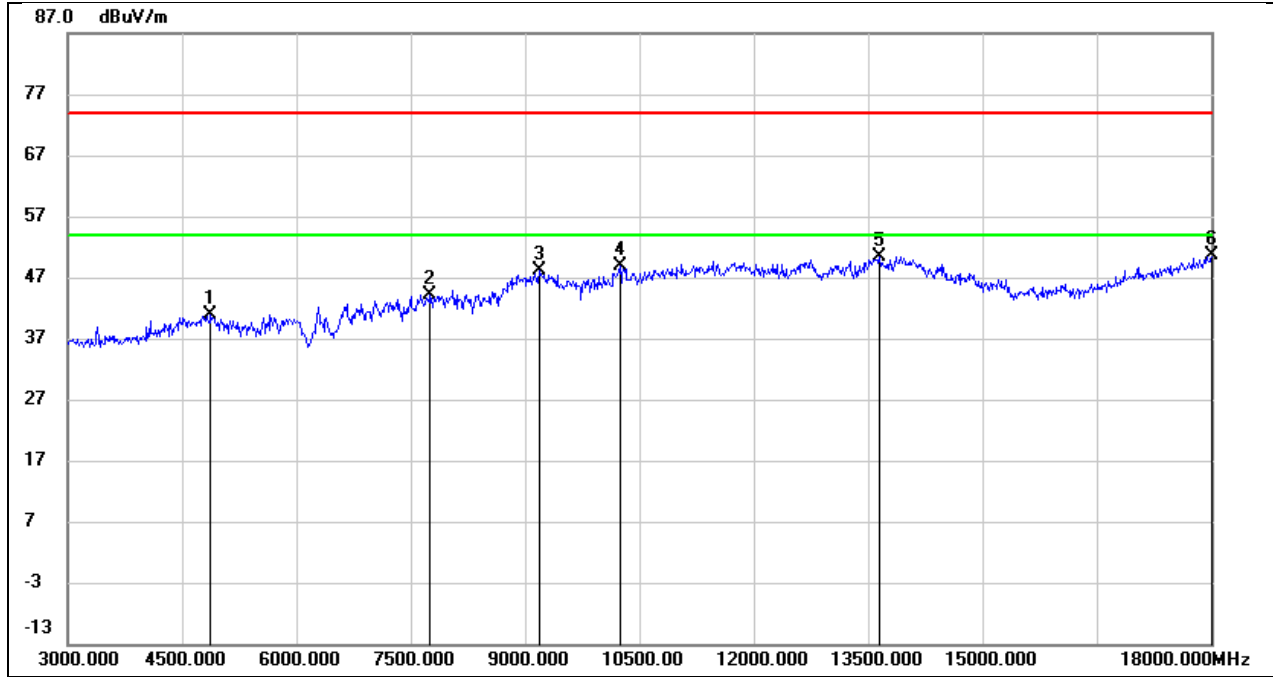
No.	Frequency (MHz)	Reading (dBuV)	Correct (dB/m)	Result (dBuV/m)	Limit (dBuV/m)	Margin (dB)	Remark
1	4695.000	41.51	-0.71	40.80	74.00	-33.20	peak
2	9375.000	36.96	10.64	47.60	74.00	-26.40	peak
3	10290.000	36.36	12.59	48.95	74.00	-25.05	peak
4	11790.000	31.82	17.38	49.20	74.00	-24.80	peak
5	13860.000	28.57	21.67	50.24	74.00	-23.76	peak
6	17760.000	25.91	24.27	50.18	74.00	-23.82	peak

Test Mode:	802.11ax HE40	Frequency(MHz):	2447
Polarity:	Vertical	Test Voltage:	DC 48 V



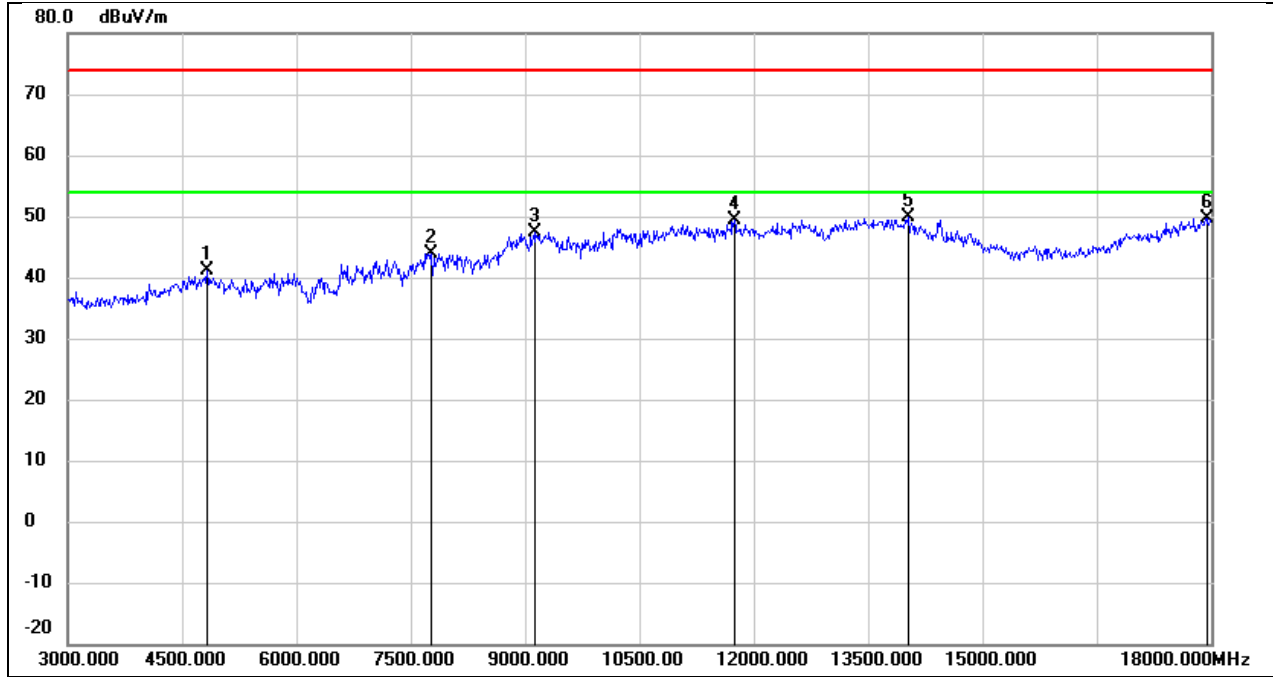
No.	Frequency (MHz)	Reading (dBuV)	Correct (dB/m)	Result (dBuV/m)	Limit (dBuV/m)	Margin (dB)	Remark
1	7890.000	37.77	6.31	44.08	74.00	-29.92	peak
2	9300.000	37.12	10.61	47.73	74.00	-26.27	peak
3	10935.000	34.34	14.54	48.88	74.00	-25.12	peak
4	12240.000	31.42	17.79	49.21	74.00	-24.79	peak
5	13620.000	28.99	21.15	50.14	74.00	-23.86	peak
6	17700.000	25.70	23.91	49.61	74.00	-24.39	peak

Test Mode:	802.11ax HE40	Frequency(MHz):	2452
Polarity:	Horizontal	Test Voltage:	DC 48 V



No.	Frequency (MHz)	Reading (dBuV)	Correct (dB/m)	Result (dBuV/m)	Limit (dBuV/m)	Margin (dB)	Remark
1	4875.000	40.90	-0.03	40.87	74.00	-33.13	peak
2	7755.000	37.87	6.31	44.18	74.00	-29.82	peak
3	9180.000	37.68	10.56	48.24	74.00	-25.76	peak
4	10245.000	36.37	12.48	48.85	74.00	-25.15	peak
5	13650.000	29.17	21.21	50.38	74.00	-23.62	peak
6	18000.000	25.04	25.69	50.73	74.00	-23.27	peak

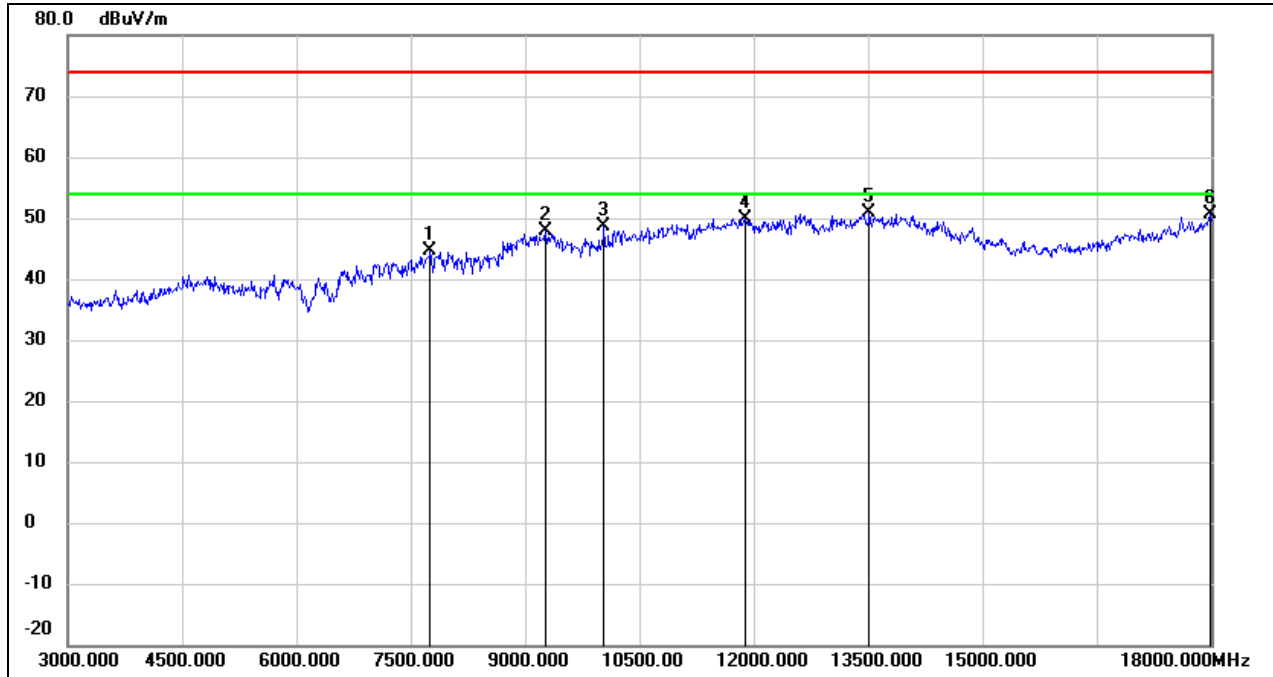
Test Mode:	802.11ax HE40	Frequency(MHz):	2452
Polarity:	Vertical	Test Voltage:	DC 48 V



No.	Frequency (MHz)	Reading (dBuV)	Correct (dB/m)	Result (dBuV/m)	Limit (dBuV/m)	Margin (dB)	Remark
1	4830.000	41.37	-0.20	41.17	74.00	-32.83	peak
2	7770.000	37.64	6.31	43.95	74.00	-30.05	peak
3	9135.000	36.78	10.55	47.33	74.00	-26.67	peak
4	11745.000	32.14	17.27	49.41	74.00	-24.59	peak
5	14025.000	27.95	21.86	49.81	74.00	-24.19	peak
6	17940.000	24.23	25.34	49.57	74.00	-24.43	peak

### 8.6. SPURIOUS EMISSIONS(3 GHZ~18 GHZ) FOR VERTICAL ANTENNA

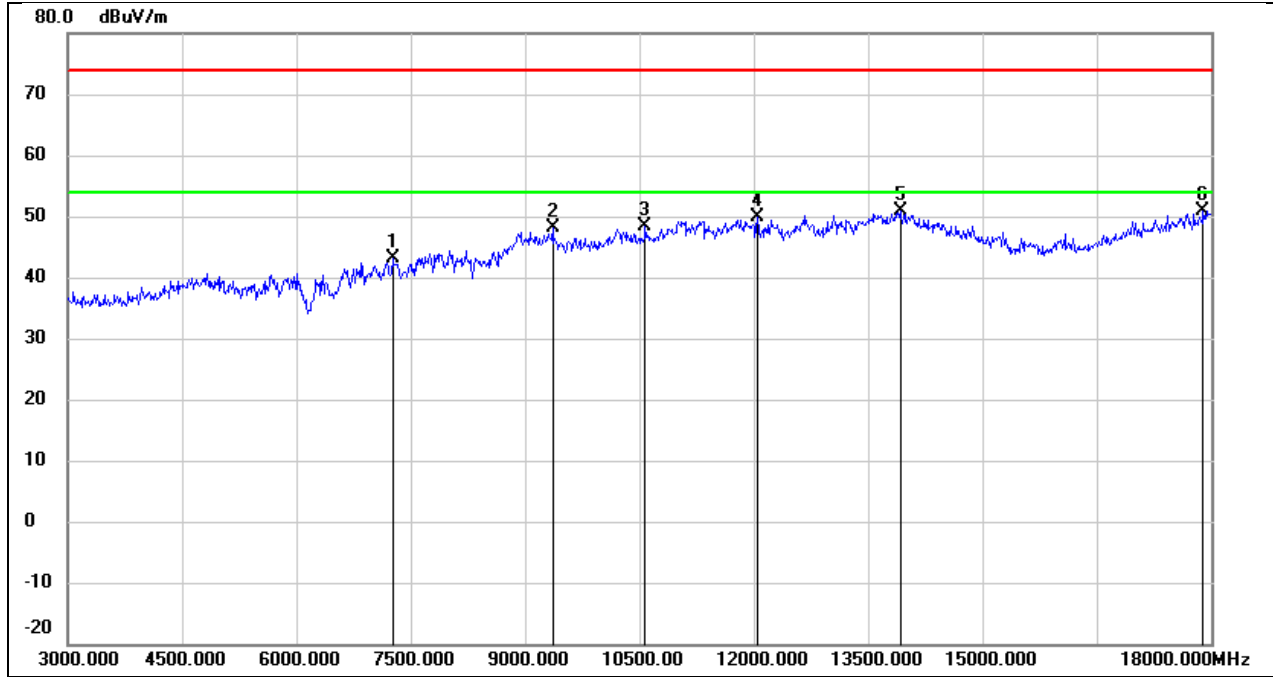
Test Mode:	802.11b	Frequency(MHz):	2412
Polarity:	Horizontal	Test Voltage:	DC 48 V



No.	Frequency (MHz)	Reading (dBuV)	Correct (dB/m)	Result (dBuV/m)	Limit (dBuV/m)	Margin (dB)	Remark
1	7755.000	38.31	6.31	44.62	74.00	-29.38	peak
2	9270.000	37.26	10.59	47.85	74.00	-26.15	peak
3	10035.000	36.46	12.08	48.54	74.00	-25.46	peak
4	11895.000	32.30	17.68	49.98	74.00	-24.02	peak
5	13515.000	29.83	20.93	50.76	74.00	-23.24	peak
6	17985.000	24.98	25.60	50.58	74.00	-23.42	peak

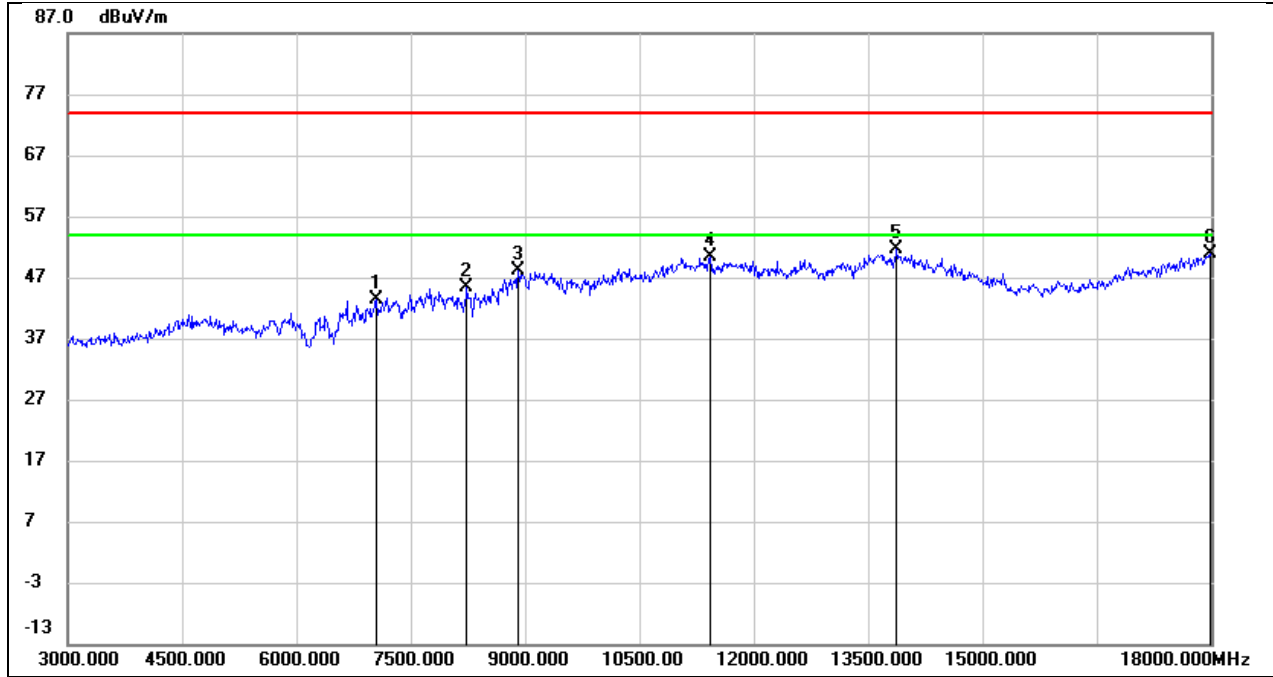


Test Mode:	802.11b	Frequency(MHz):	2412
Polarity:	Vertical	Test Voltage:	DC 48 V



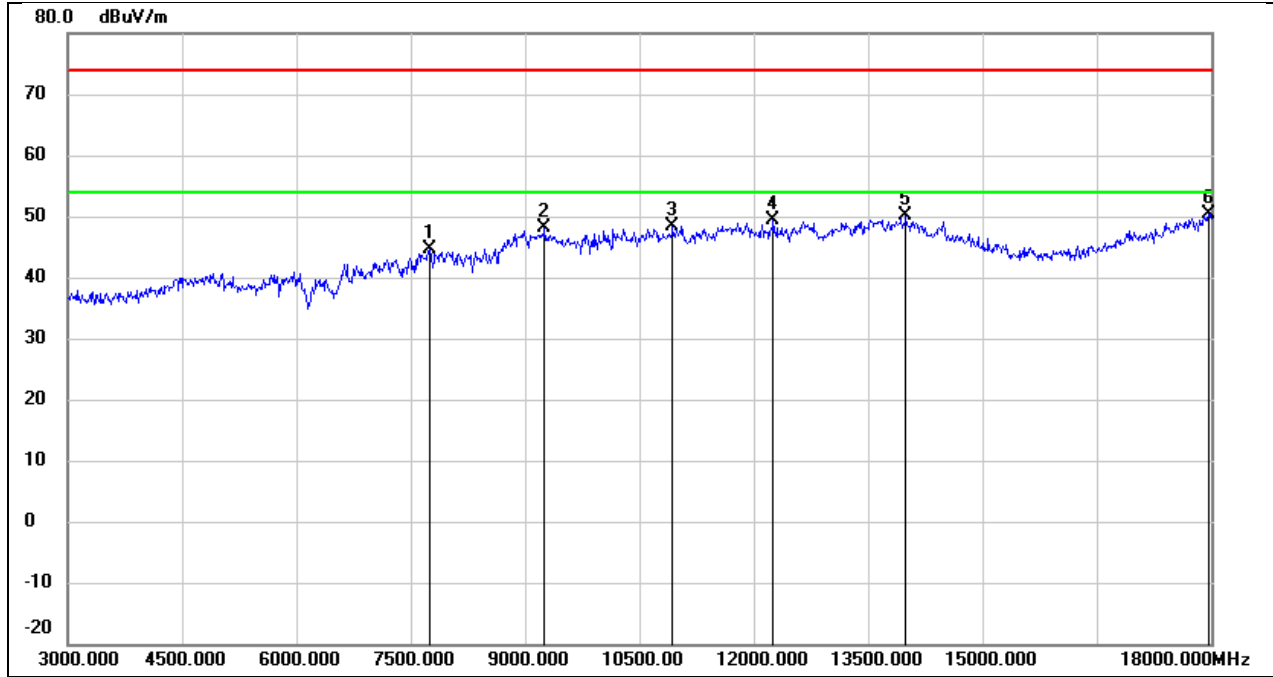
No.	Frequency (MHz)	Reading (dBuV)	Correct (dB/m)	Result (dBuV/m)	Limit (dBuV/m)	Margin (dB)	Remark
1	7260.000	36.62	6.50	43.12	74.00	-30.88	peak
2	9360.000	37.61	10.64	48.25	74.00	-25.75	peak
3	10575.000	35.05	13.25	48.30	74.00	-25.70	peak
4	12045.000	32.01	17.93	49.94	74.00	-24.06	peak
5	13920.000	29.13	21.79	50.92	74.00	-23.08	peak
6	17895.000	25.79	25.07	50.86	74.00	-23.14	peak

Test Mode:	802.11b	Frequency(MHz):	2437
Polarity:	Horizontal	Test Voltage:	DC 48 V



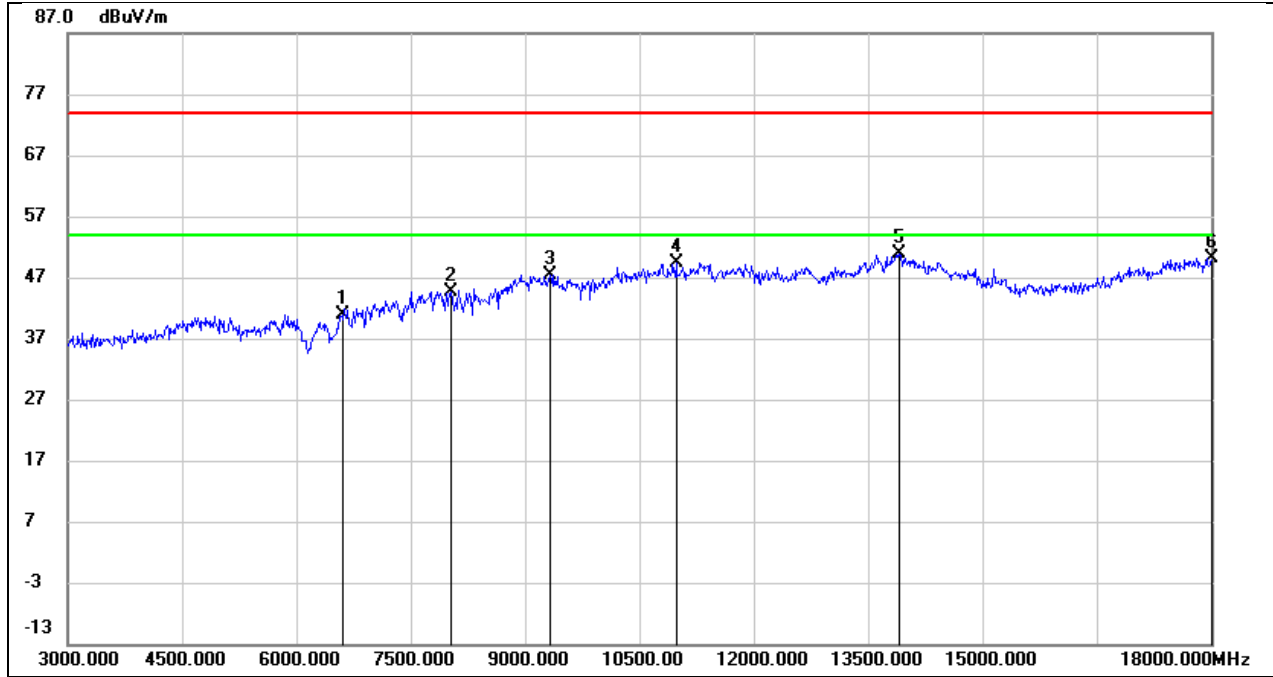
No.	Frequency (MHz)	Reading (dBuV)	Correct (dB/m)	Result (dBuV/m)	Limit (dBuV/m)	Margin (dB)	Remark
1	7050.000	36.73	6.66	43.39	74.00	-30.61	peak
2	8235.000	38.79	6.56	45.35	74.00	-28.65	peak
3	8910.000	38.21	9.82	48.03	74.00	-25.97	peak
4	11430.000	34.07	16.34	50.41	74.00	-23.59	peak
5	13875.000	30.04	21.70	51.74	74.00	-22.26	peak
6	17985.000	25.31	25.60	50.91	74.00	-23.09	peak

Test Mode:	802.11b	Frequency(MHz):	2437
Polarity:	Vertical	Test Voltage:	DC 48 V



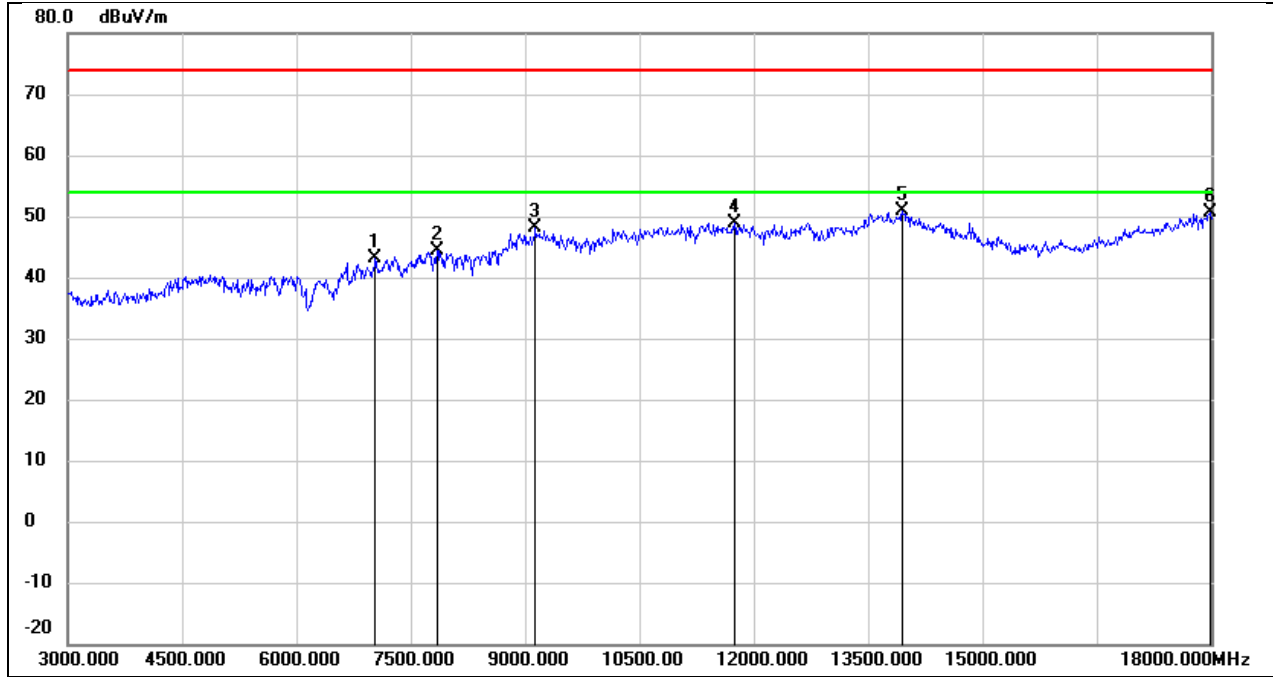
No.	Frequency (MHz)	Reading (dBuV)	Correct (dB/m)	Result (dBuV/m)	Limit (dBuV/m)	Margin (dB)	Remark
1	7755.000	38.32	6.31	44.63	74.00	-29.37	peak
2	9255.000	37.46	10.59	48.05	74.00	-25.95	peak
3	10935.000	33.90	14.54	48.44	74.00	-25.56	peak
4	12255.000	31.48	17.78	49.26	74.00	-24.74	peak
5	13995.000	28.06	21.95	50.01	74.00	-23.99	peak
6	17970.000	24.86	25.51	50.37	74.00	-23.63	peak

Test Mode:	802.11b	Frequency(MHz):	2457
Polarity:	Horizontal	Test Voltage:	DC 48 V



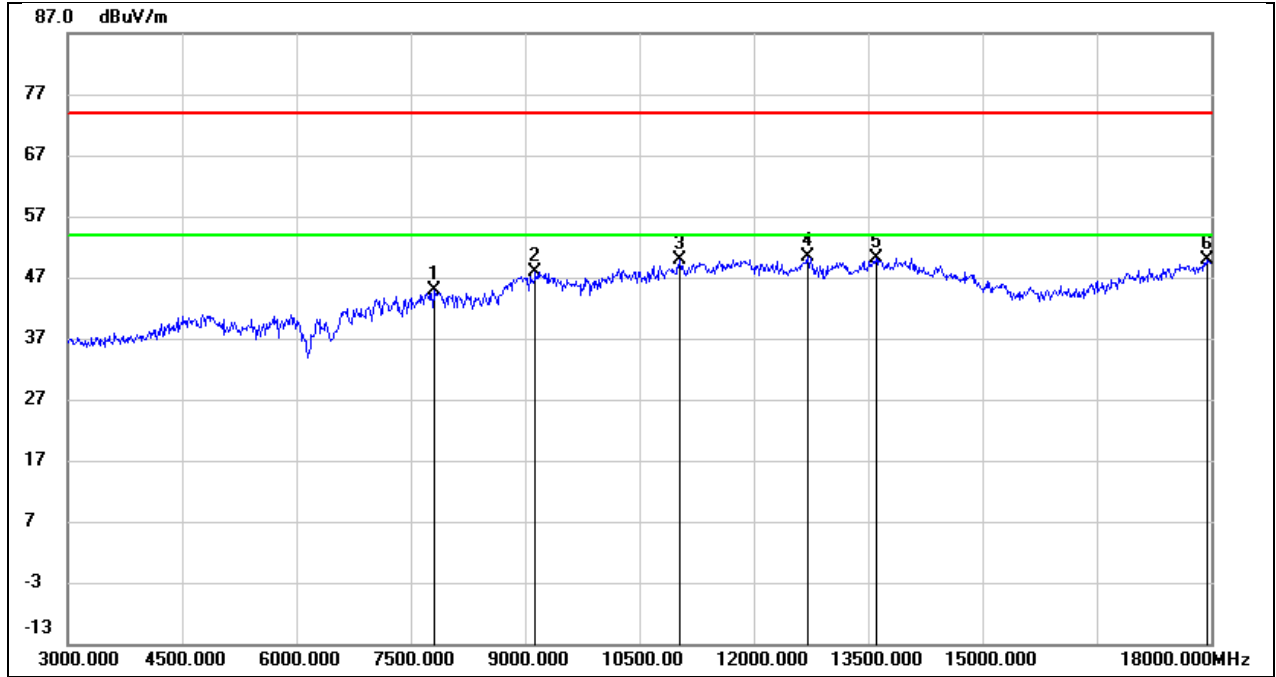
No.	Frequency (MHz)	Reading (dBuV)	Correct (dB/m)	Result (dBuV/m)	Limit (dBuV/m)	Margin (dB)	Remark
1	6600.000	36.22	4.71	40.93	74.00	-33.07	peak
2	8025.000	38.39	6.34	44.73	74.00	-29.27	peak
3	9330.000	36.80	10.62	47.42	74.00	-26.58	peak
4	10980.000	34.79	14.69	49.48	74.00	-24.52	peak
5	13905.000	29.04	21.76	50.80	74.00	-23.20	peak
6	18000.000	24.44	25.69	50.13	74.00	-23.87	peak

Test Mode:	802.11b	Frequency(MHz):	2457
Polarity:	Vertical	Test Voltage:	DC 48 V



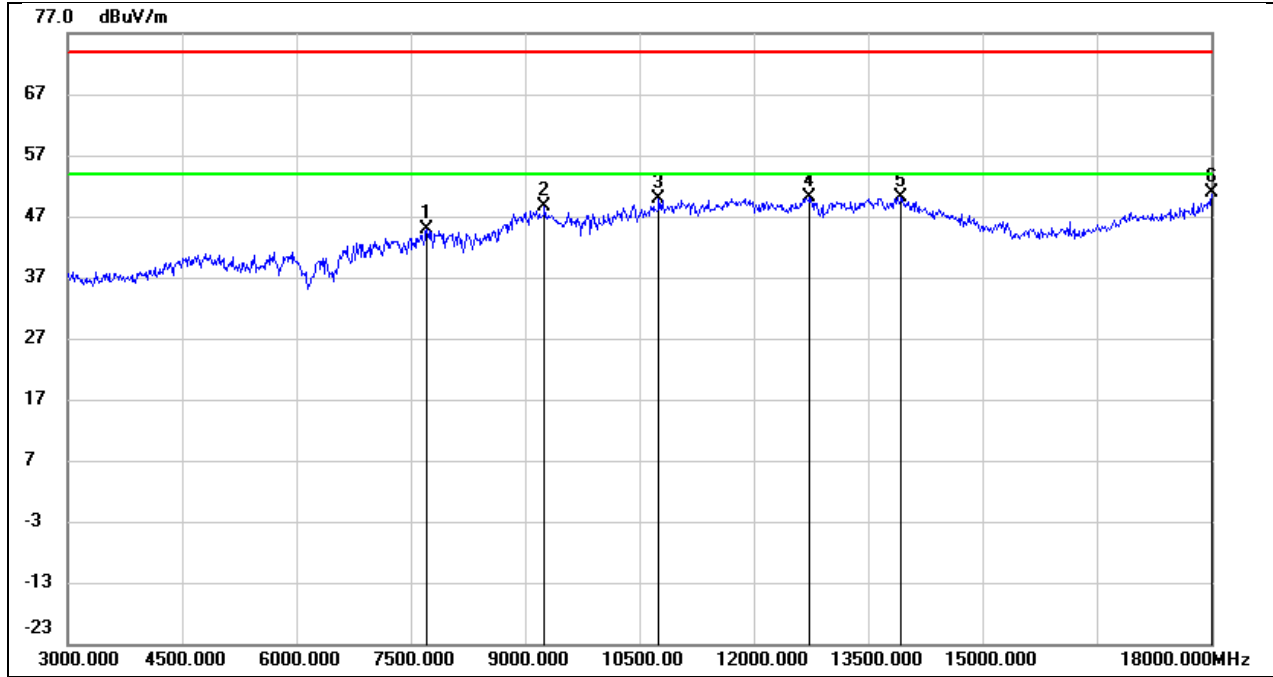
No.	Frequency (MHz)	Reading (dBuV)	Correct (dB/m)	Result (dBuV/m)	Limit (dBuV/m)	Margin (dB)	Remark
1	7035.000	36.34	6.67	43.01	74.00	-30.99	peak
2	7845.000	38.12	6.32	44.44	74.00	-29.56	peak
3	9135.000	37.49	10.55	48.04	74.00	-25.96	peak
4	11745.000	31.57	17.27	48.84	74.00	-25.16	peak
5	13950.000	28.99	21.86	50.85	74.00	-23.15	peak
6	17985.000	25.06	25.60	50.66	74.00	-23.34	peak

Test Mode:	802.11b	Frequency(MHz):	2462
Polarity:	Horizontal	Test Voltage:	DC 48 V



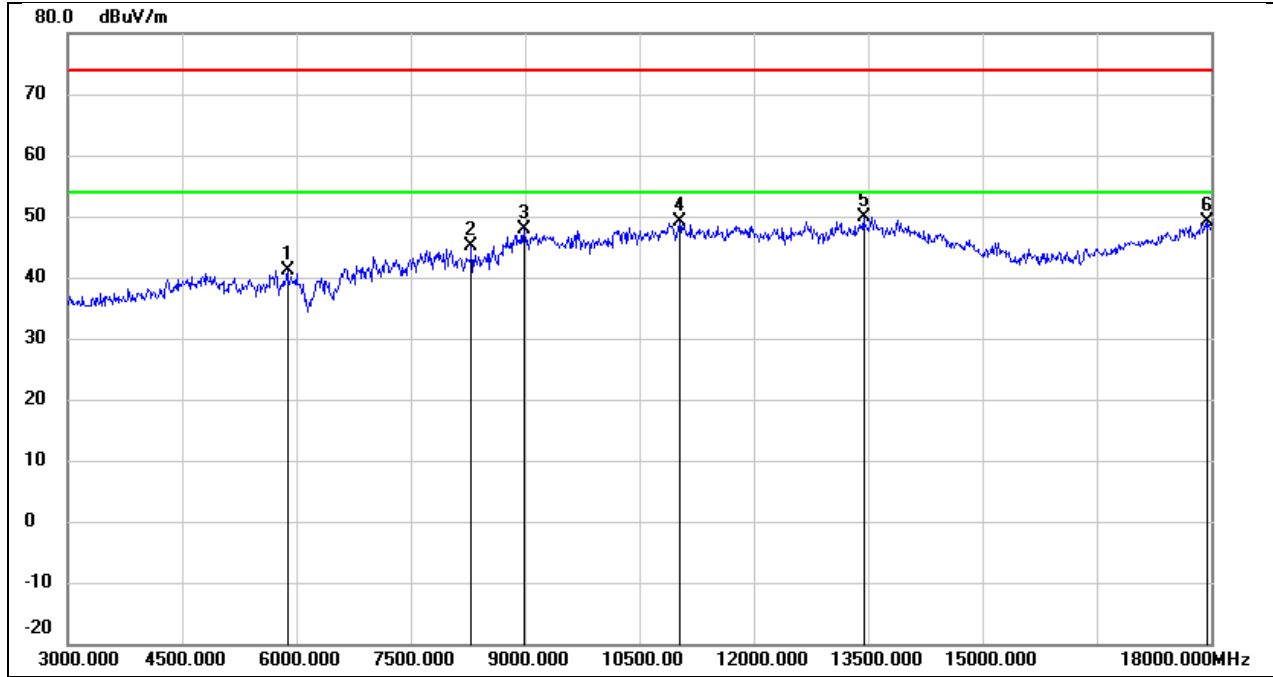
No.	Frequency (MHz)	Reading (dBuV)	Correct (dB/m)	Result (dBuV/m)	Limit (dBuV/m)	Margin (dB)	Remark
1	7800.000	38.46	6.32	44.78	74.00	-29.22	peak
2	9135.000	37.22	10.55	47.77	74.00	-26.23	peak
3	11025.000	35.12	14.85	49.97	74.00	-24.03	peak
4	12705.000	32.33	18.06	50.39	74.00	-23.61	peak
5	13605.000	29.05	21.12	50.17	74.00	-23.83	peak
6	17940.000	24.66	25.34	50.00	74.00	-24.00	peak

Test Mode:	802.11b	Frequency(MHz):	2462
Polarity:	Vertical	Test Voltage:	DC 48 V



No.	Frequency (MHz)	Reading (dBuV)	Correct (dB/m)	Result (dBuV/m)	Limit (dBuV/m)	Margin (dB)	Remark
1	7710.000	38.44	6.33	44.77	74.00	-29.23	peak
2	9255.000	37.93	10.59	48.52	74.00	-25.48	peak
3	10755.000	36.09	13.90	49.99	74.00	-24.01	peak
4	12735.000	31.90	18.12	50.02	74.00	-23.98	peak
5	13935.000	28.31	21.82	50.13	74.00	-23.87	peak
6	18000.000	25.13	25.69	50.82	74.00	-23.18	peak

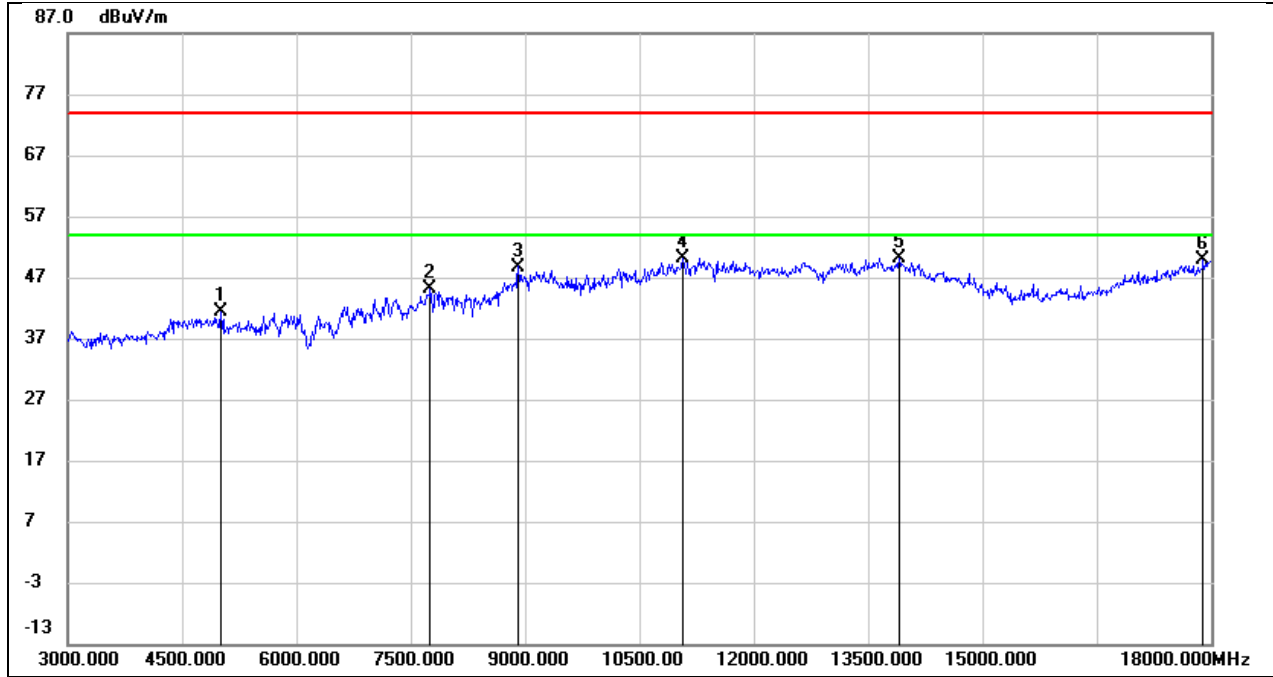
Test Mode:	802.11g	Frequency(MHz):	2412
Polarity:	Horizontal	Test Voltage:	DC 48 V



No.	Frequency (MHz)	Reading (dBuV)	Correct (dB/m)	Result (dBuV/m)	Limit (dBuV/m)	Margin (dB)	Remark
1	5880.000	39.23	1.92	41.15	74.00	-32.85	peak
2	8295.000	38.58	6.62	45.20	74.00	-28.80	peak
3	8985.000	37.62	10.37	47.99	74.00	-26.01	peak
4	11025.000	34.26	14.85	49.11	74.00	-24.89	peak
5	13440.000	29.24	20.64	49.88	74.00	-24.12	peak
6	17955.000	23.59	25.42	49.01	74.00	-24.99	peak

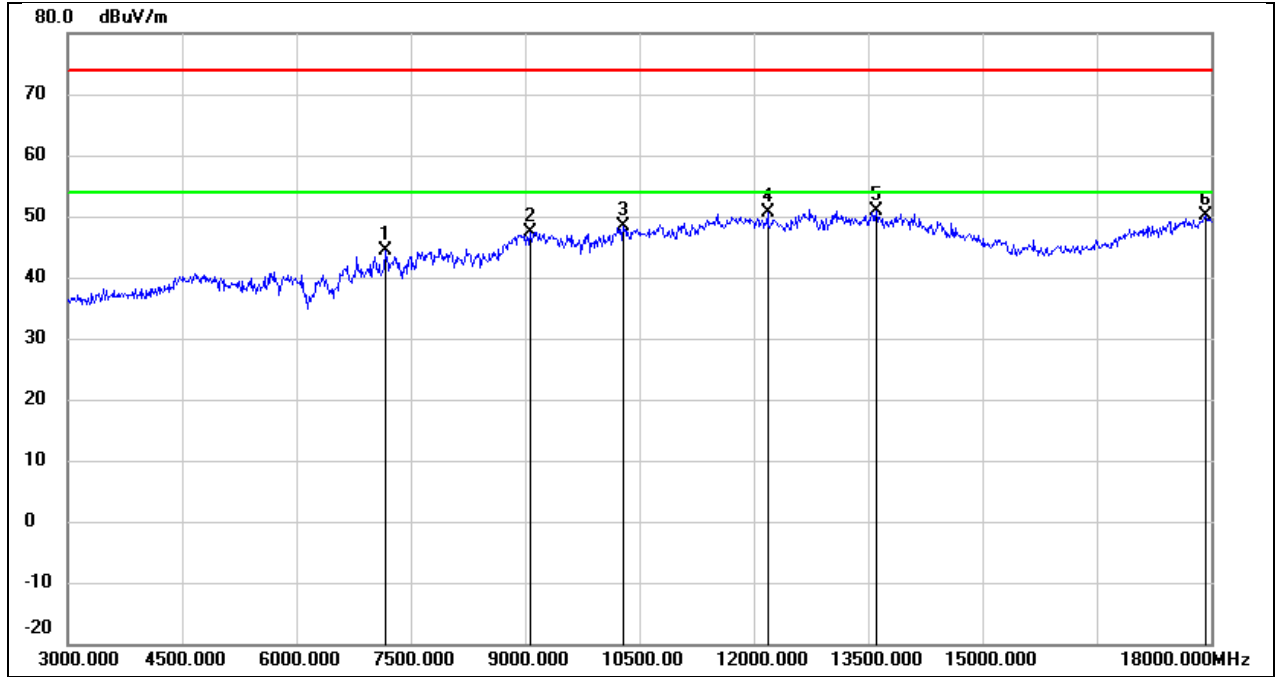


Test Mode:	802.11g	Frequency(MHz):	2412
Polarity:	Vertical	Test Voltage:	DC 48 V



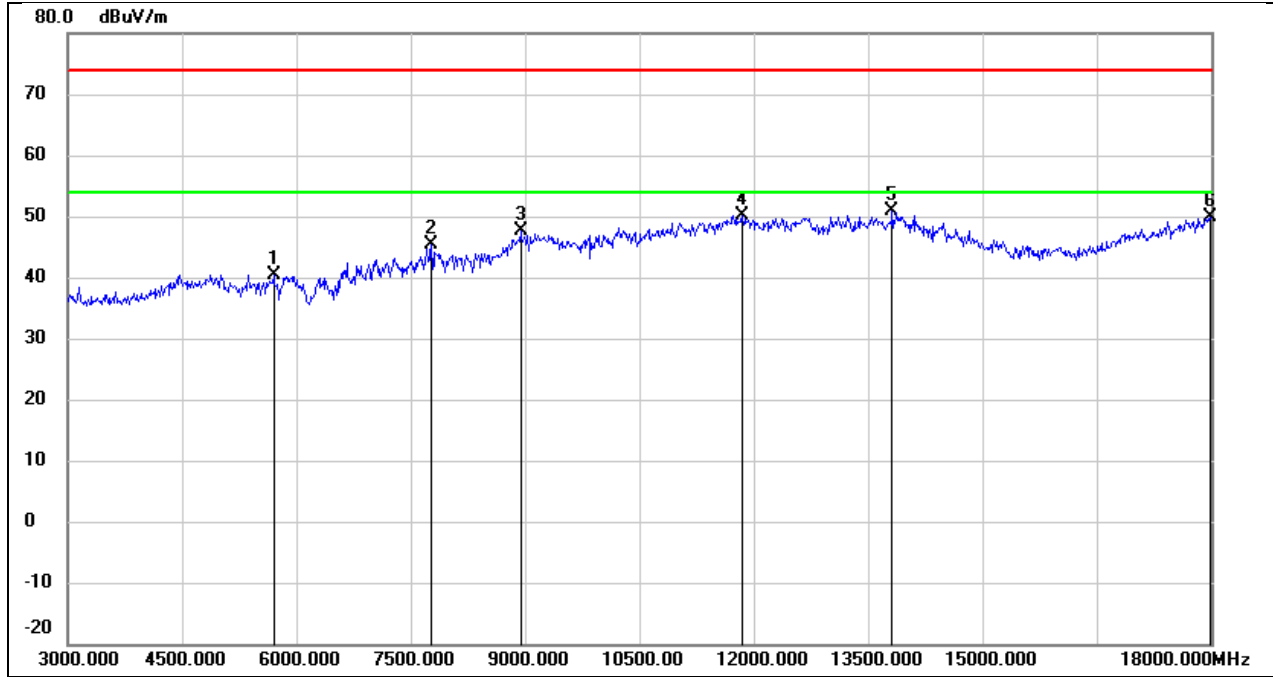
No.	Frequency (MHz)	Reading (dBuV)	Correct (dB/m)	Result (dBuV/m)	Limit (dBuV/m)	Margin (dB)	Remark
1	5010.000	40.92	0.46	41.38	74.00	-32.62	peak
2	7755.000	38.75	6.31	45.06	74.00	-28.94	peak
3	8910.000	38.93	9.82	48.75	74.00	-25.25	peak
4	11070.000	35.03	15.03	50.06	74.00	-23.94	peak
5	13905.000	28.26	21.76	50.02	74.00	-23.98	peak
6	17895.000	24.79	25.07	49.86	74.00	-24.14	peak

Test Mode:	802.11g	Frequency(MHz):	2417
Polarity:	Horizontal	Test Voltage:	DC 48 V



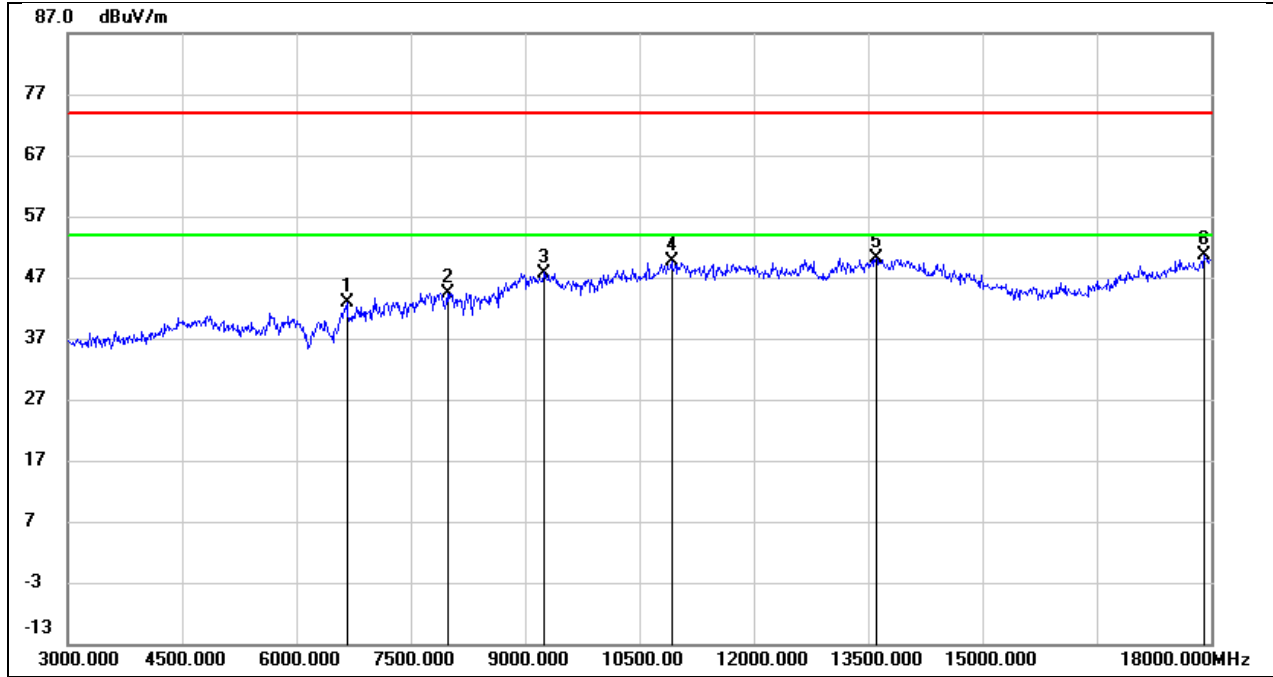
No.	Frequency (MHz)	Reading (dBuV)	Correct (dB/m)	Result (dBuV/m)	Limit (dBuV/m)	Margin (dB)	Remark
1	7170.000	37.73	6.56	44.29	74.00	-29.71	peak
2	9060.000	36.87	10.51	47.38	74.00	-26.62	peak
3	10290.000	35.71	12.59	48.30	74.00	-25.70	peak
4	12180.000	32.72	17.83	50.55	74.00	-23.45	peak
5	13605.000	29.79	21.12	50.91	74.00	-23.09	peak
6	17925.000	24.83	25.25	50.08	74.00	-23.92	peak

Test Mode:	802.11g	Frequency(MHz):	2417
Polarity:	Vertical	Test Voltage:	DC 48 V



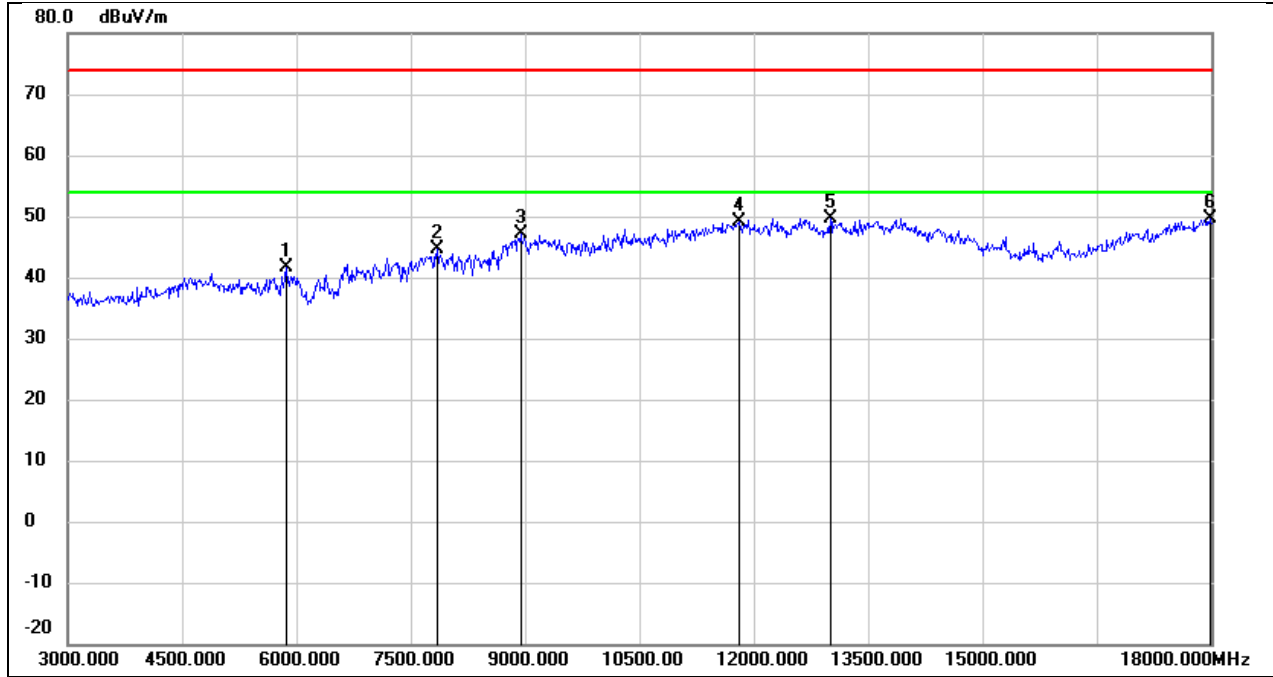
No.	Frequency (MHz)	Reading (dBuV)	Correct (dB/m)	Result (dBuV/m)	Limit (dBuV/m)	Margin (dB)	Remark
1	5700.000	39.03	1.41	40.44	74.00	-33.56	peak
2	7770.000	38.99	6.31	45.30	74.00	-28.70	peak
3	8940.000	37.55	10.04	47.59	74.00	-26.41	peak
4	11850.000	32.63	17.56	50.19	74.00	-23.81	peak
5	13815.000	29.29	21.56	50.85	74.00	-23.15	peak
6	17985.000	24.19	25.60	49.79	74.00	-24.21	peak

Test Mode:	802.11g	Frequency(MHz):	2437
Polarity:	Horizontal	Test Voltage:	DC 48 V



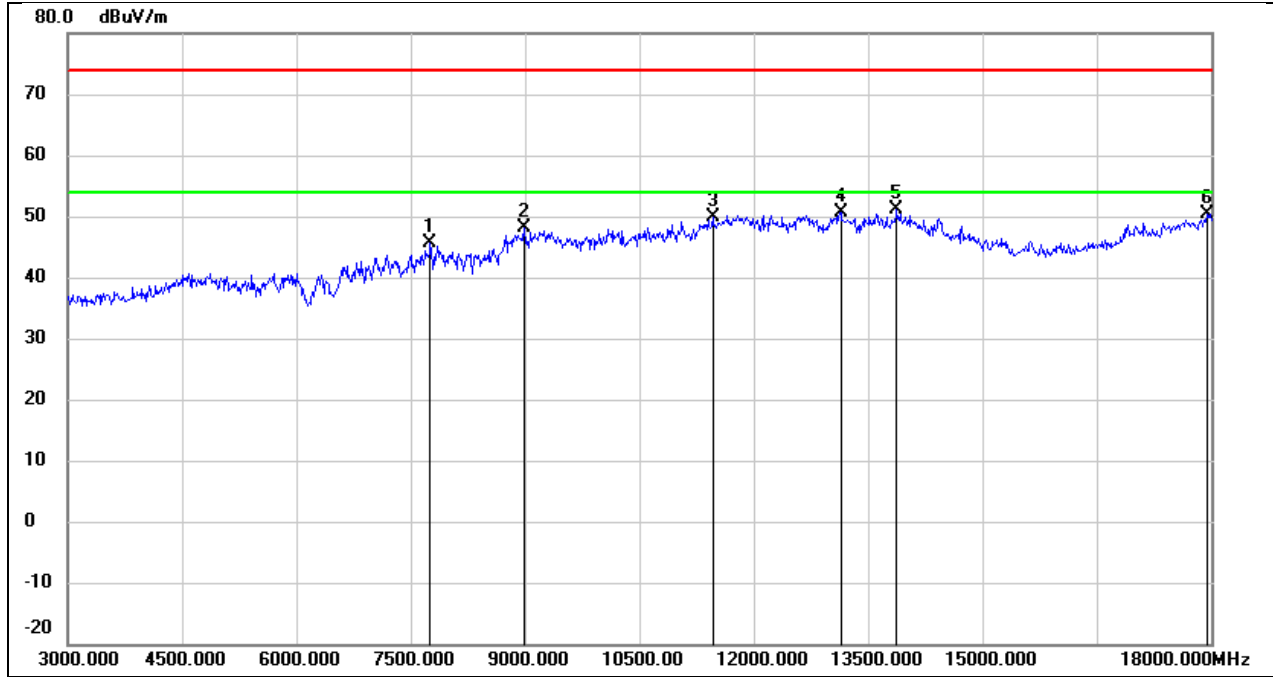
No.	Frequency (MHz)	Reading (dBuV)	Correct (dB/m)	Result (dBuV/m)	Limit (dBuV/m)	Margin (dB)	Remark
1	6660.000	37.94	5.02	42.96	74.00	-31.04	peak
2	7980.000	38.17	6.31	44.48	74.00	-29.52	peak
3	9255.000	37.16	10.59	47.75	74.00	-26.25	peak
4	10920.000	35.11	14.49	49.60	74.00	-24.40	peak
5	13605.000	28.91	21.12	50.03	74.00	-23.97	peak
6	17910.000	25.43	25.16	50.59	74.00	-23.41	peak

Test Mode:	802.11g	Frequency(MHz):	2437
Polarity:	Vertical	Test Voltage:	DC 48 V



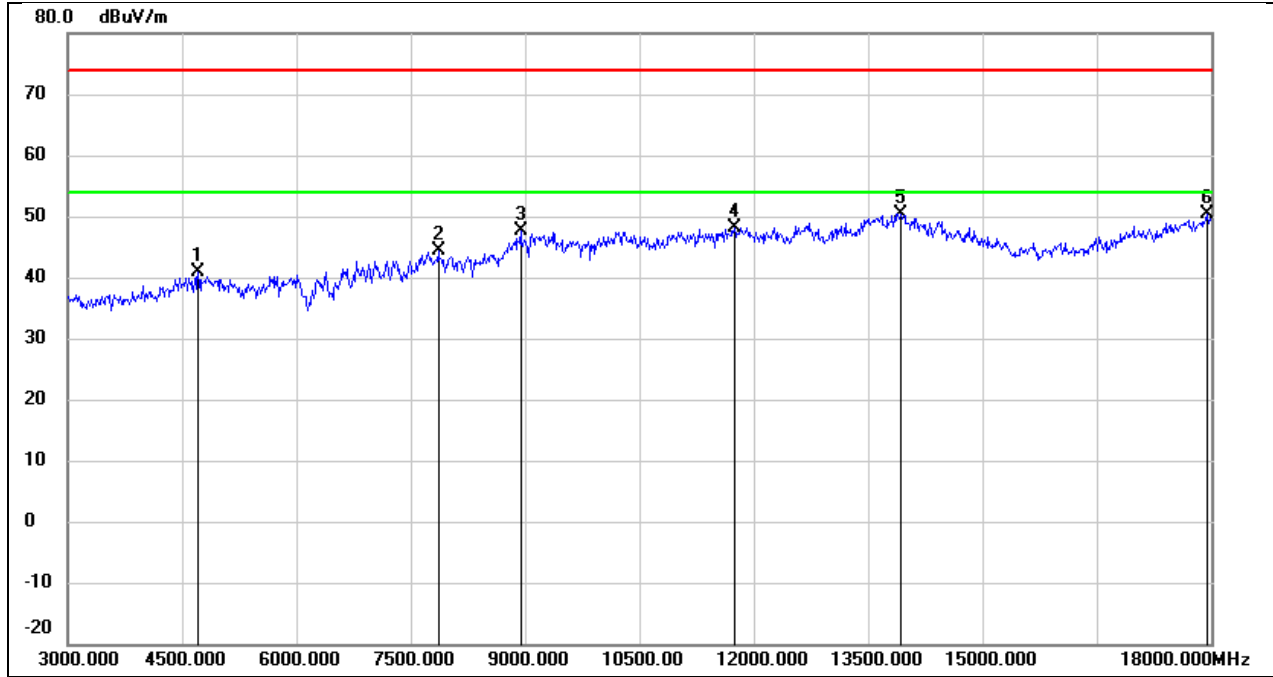
No.	Frequency (MHz)	Reading (dBuV)	Correct (dB/m)	Result (dBuV/m)	Limit (dBuV/m)	Margin (dB)	Remark
1	5865.000	39.63	1.88	41.51	74.00	-32.49	peak
2	7845.000	38.40	6.32	44.72	74.00	-29.28	peak
3	8940.000	37.12	10.04	47.16	74.00	-26.84	peak
4	11805.000	31.64	17.43	49.07	74.00	-24.93	peak
5	13005.000	30.96	18.74	49.70	74.00	-24.30	peak
6	17985.000	23.99	25.60	49.59	74.00	-24.41	peak

Test Mode:	802.11g	Frequency(MHz):	2457
Polarity:	Horizontal	Test Voltage:	DC 48 V



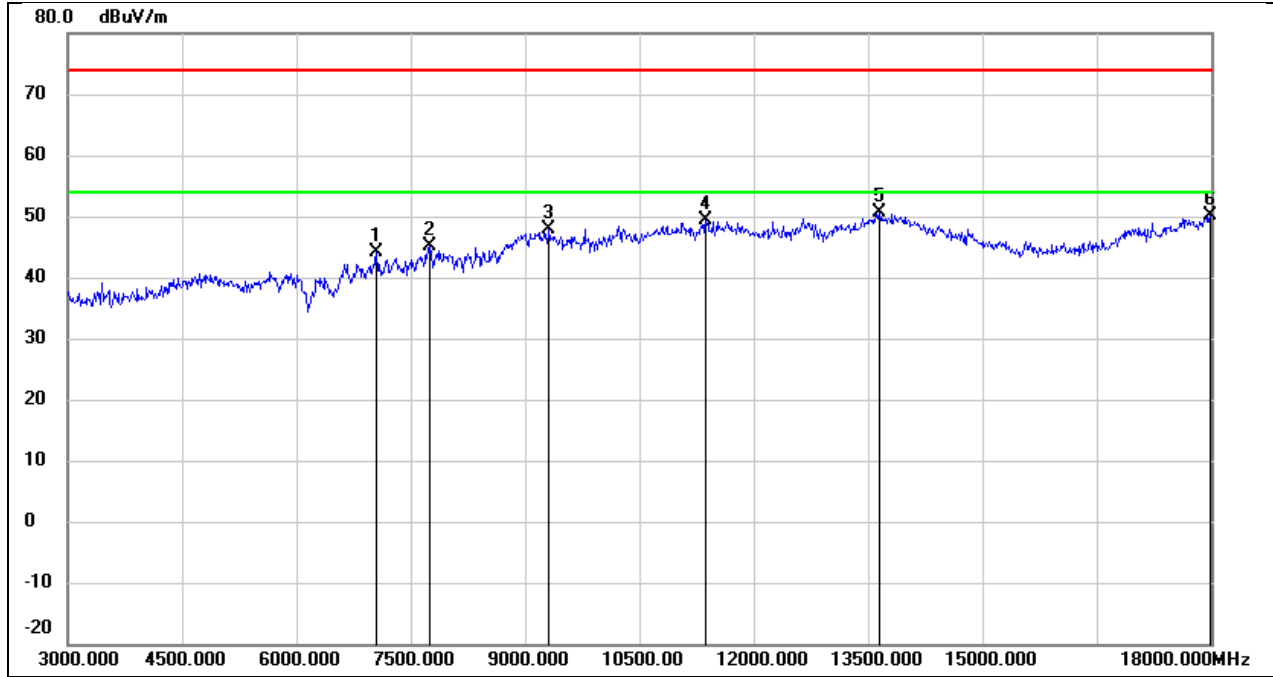
No.	Frequency (MHz)	Reading (dBuV)	Correct (dB/m)	Result (dBuV/m)	Limit (dBuV/m)	Margin (dB)	Remark
1	7755.000	39.20	6.31	45.51	74.00	-28.49	peak
2	8985.000	37.66	10.37	48.03	74.00	-25.97	peak
3	11460.000	33.38	16.46	49.84	74.00	-24.16	peak
4	13140.000	31.39	19.33	50.72	74.00	-23.28	peak
5	13875.000	29.32	21.70	51.02	74.00	-22.98	peak
6	17955.000	24.91	25.42	50.33	74.00	-23.67	peak

Test Mode:	802.11g	Frequency(MHz):	2457
Polarity:	Vertical	Test Voltage:	DC 48 V



No.	Frequency (MHz)	Reading (dBuV)	Correct (dB/m)	Result (dBuV/m)	Limit (dBuV/m)	Margin (dB)	Remark
1	4710.000	41.43	-0.66	40.77	74.00	-33.23	peak
2	7860.000	38.06	6.32	44.38	74.00	-29.62	peak
3	8940.000	37.55	10.04	47.59	74.00	-26.41	peak
4	11745.000	30.83	17.27	48.10	74.00	-25.90	peak
5	13935.000	28.58	21.82	50.40	74.00	-23.60	peak
6	17955.000	25.07	25.42	50.49	74.00	-23.51	peak

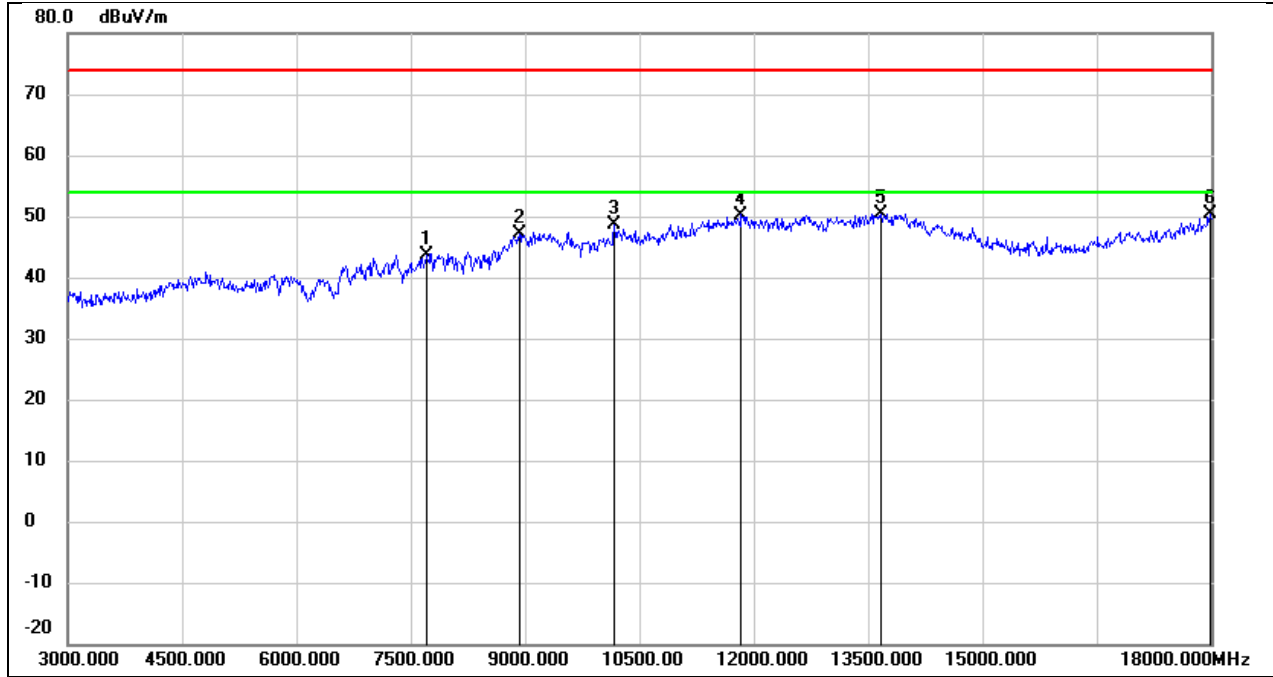
Test Mode:	802.11g	Frequency(MHz):	2462
Polarity:	Horizontal	Test Voltage:	DC 48 V



No.	Frequency (MHz)	Reading (dBuV)	Correct (dB/m)	Result (dBuV/m)	Limit (dBuV/m)	Margin (dB)	Remark
1	7050.000	37.39	6.66	44.05	74.00	-29.95	peak
2	7755.000	38.77	6.31	45.08	74.00	-28.92	peak
3	9315.000	37.35	10.61	47.96	74.00	-26.04	peak
4	11370.000	33.14	16.12	49.26	74.00	-24.74	peak
5	13650.000	29.38	21.21	50.59	74.00	-23.41	peak
6	17985.000	24.52	25.60	50.12	74.00	-23.88	peak

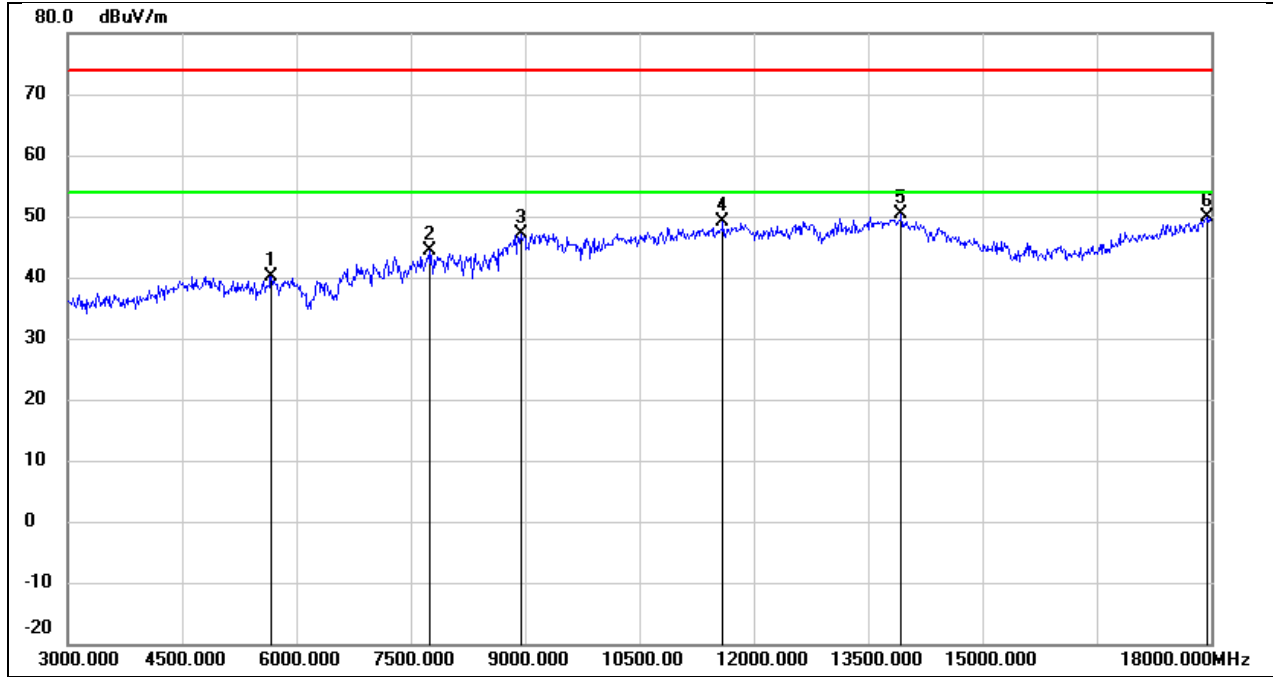


Test Mode:	802.11g	Frequency(MHz):	2462
Polarity:	Vertical	Test Voltage:	DC 48 V



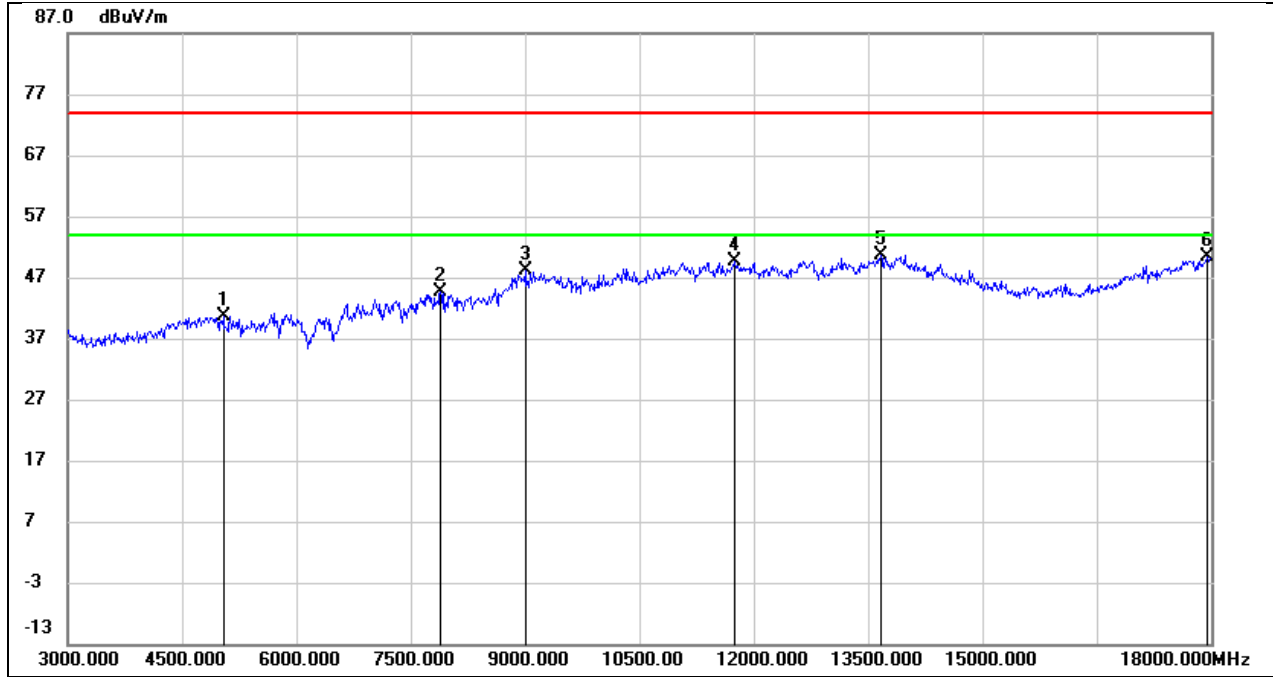
No.	Frequency (MHz)	Reading (dBuV)	Correct (dB/m)	Result (dBuV/m)	Limit (dBuV/m)	Margin (dB)	Remark
1	7710.000	37.21	6.33	43.54	74.00	-30.46	peak
2	8925.000	37.16	9.94	47.10	74.00	-26.90	peak
3	10170.000	36.23	12.34	48.57	74.00	-25.43	peak
4	11835.000	32.74	17.51	50.25	74.00	-23.75	peak
5	13665.000	29.22	21.25	50.47	74.00	-23.53	peak
6	17985.000	24.70	25.60	50.30	74.00	-23.70	peak

Test Mode:	802.11n HT20	Frequency(MHz):	2412
Polarity:	Horizontal	Test Voltage:	DC 48 V



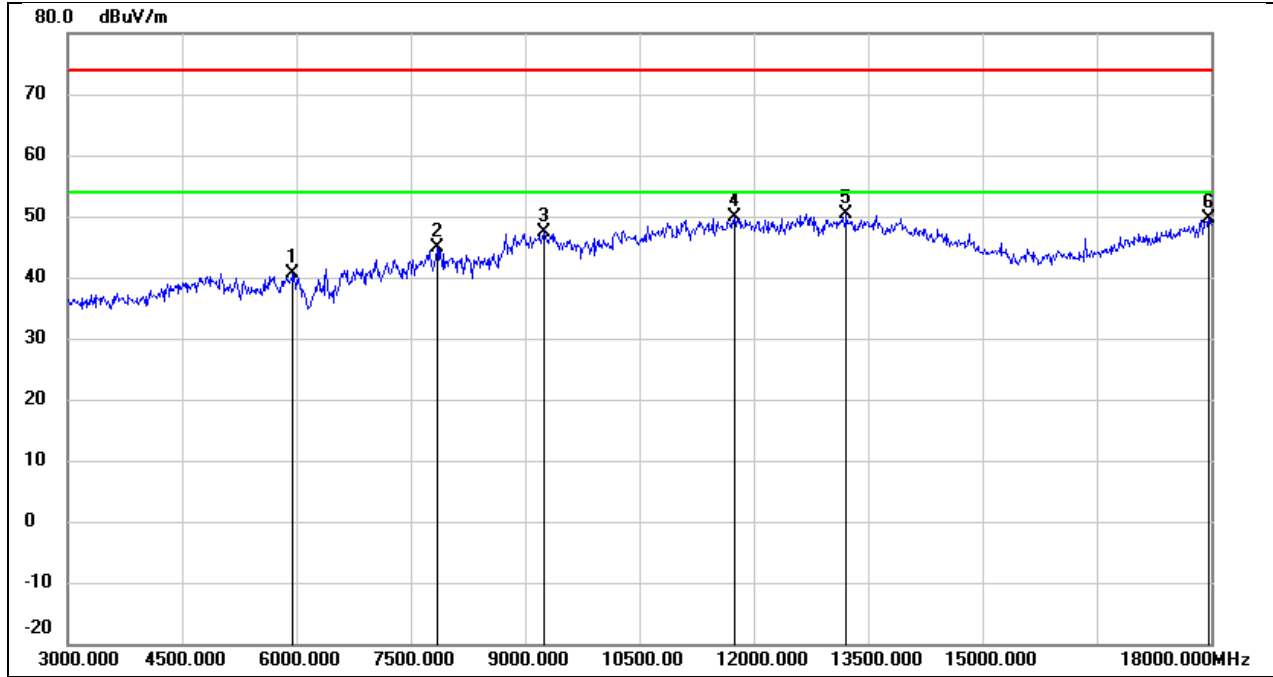
No.	Frequency (MHz)	Reading (dBuV)	Correct (dB/m)	Result (dBuV/m)	Limit (dBuV/m)	Margin (dB)	Remark
1	5670.000	38.80	1.33	40.13	74.00	-33.87	peak
2	7755.000	37.99	6.31	44.30	74.00	-29.70	peak
3	8940.000	37.18	10.04	47.22	74.00	-26.78	peak
4	11595.000	32.39	16.86	49.25	74.00	-24.75	peak
5	13935.000	28.53	21.82	50.35	74.00	-23.65	peak
6	17940.000	24.55	25.34	49.89	74.00	-24.11	peak

Test Mode:	802.11n HT20	Frequency(MHz):	2412
Polarity:	Vertical	Test Voltage:	DC 48 V



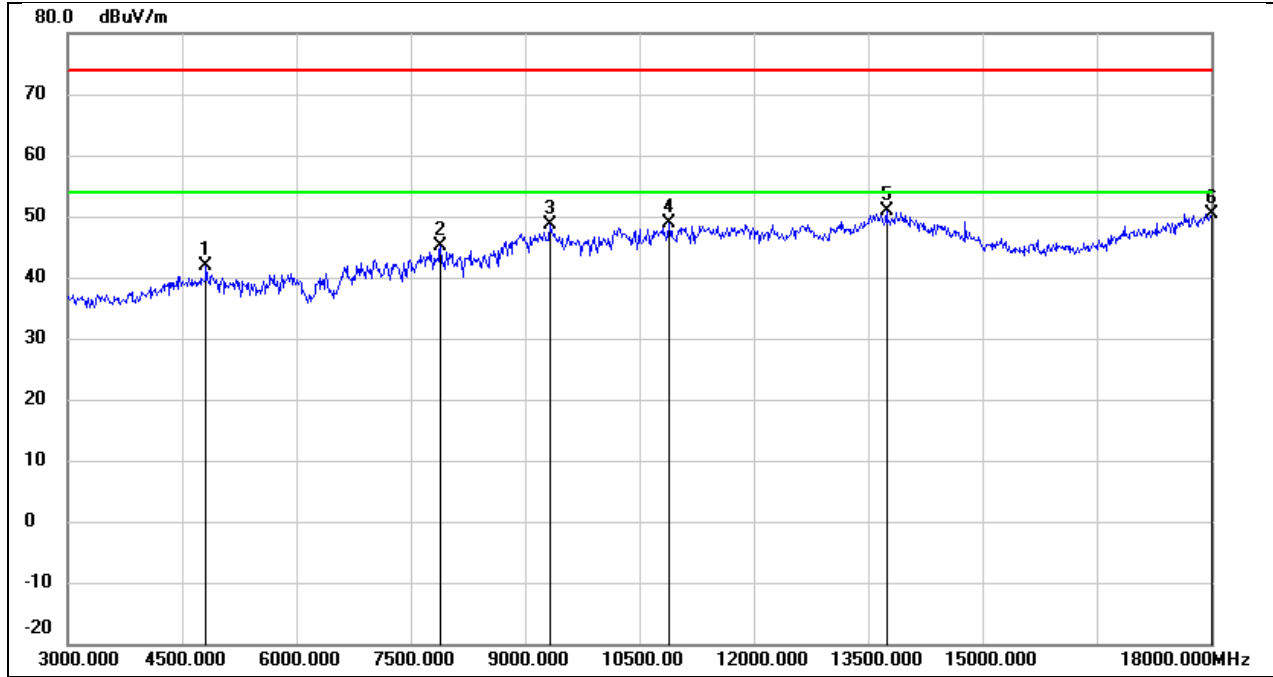
No.	Frequency (MHz)	Reading (dBuV)	Correct (dB/m)	Result (dBuV/m)	Limit (dBuV/m)	Margin (dB)	Remark
1	5040.000	40.24	0.48	40.72	74.00	-33.28	peak
2	7890.000	38.37	6.31	44.68	74.00	-29.32	peak
3	9000.000	37.70	10.48	48.18	74.00	-25.82	peak
4	11745.000	32.48	17.27	49.75	74.00	-24.25	peak
5	13665.000	29.47	21.25	50.72	74.00	-23.28	peak
6	17955.000	24.86	25.42	50.28	74.00	-23.72	peak

Test Mode:	802.11n HT20	Frequency(MHz):	2417
Polarity:	Horizontal	Test Voltage:	DC 48 V



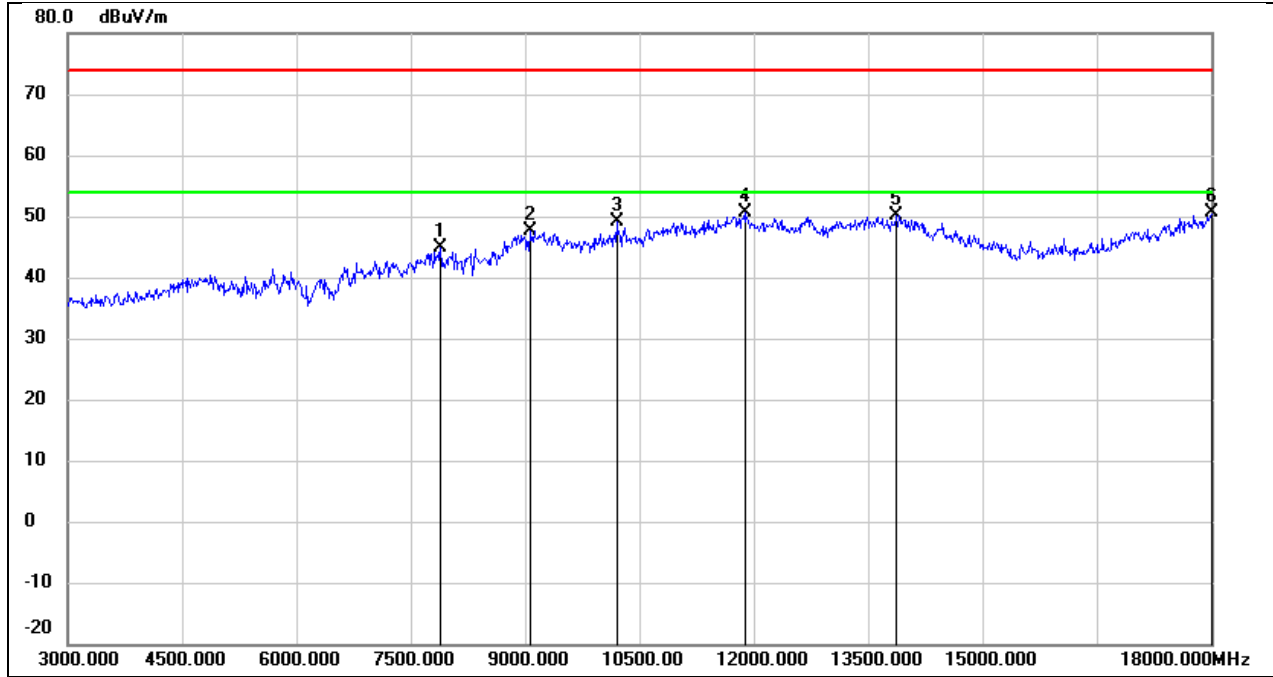
No.	Frequency (MHz)	Reading (dBuV)	Correct (dB/m)	Result (dBuV/m)	Limit (dBuV/m)	Margin (dB)	Remark
1	5955.000	38.52	2.13	40.65	74.00	-33.35	peak
2	7845.000	38.55	6.32	44.87	74.00	-29.13	peak
3	9255.000	36.70	10.59	47.29	74.00	-26.71	peak
4	11745.000	32.64	17.27	49.91	74.00	-24.09	peak
5	13215.000	30.72	19.65	50.37	74.00	-23.63	peak
6	17970.000	24.01	25.51	49.52	74.00	-24.48	peak

Test Mode:	802.11n HT20	Frequency(MHz):	2417
Polarity:	Vertical	Test Voltage:	DC 48 V



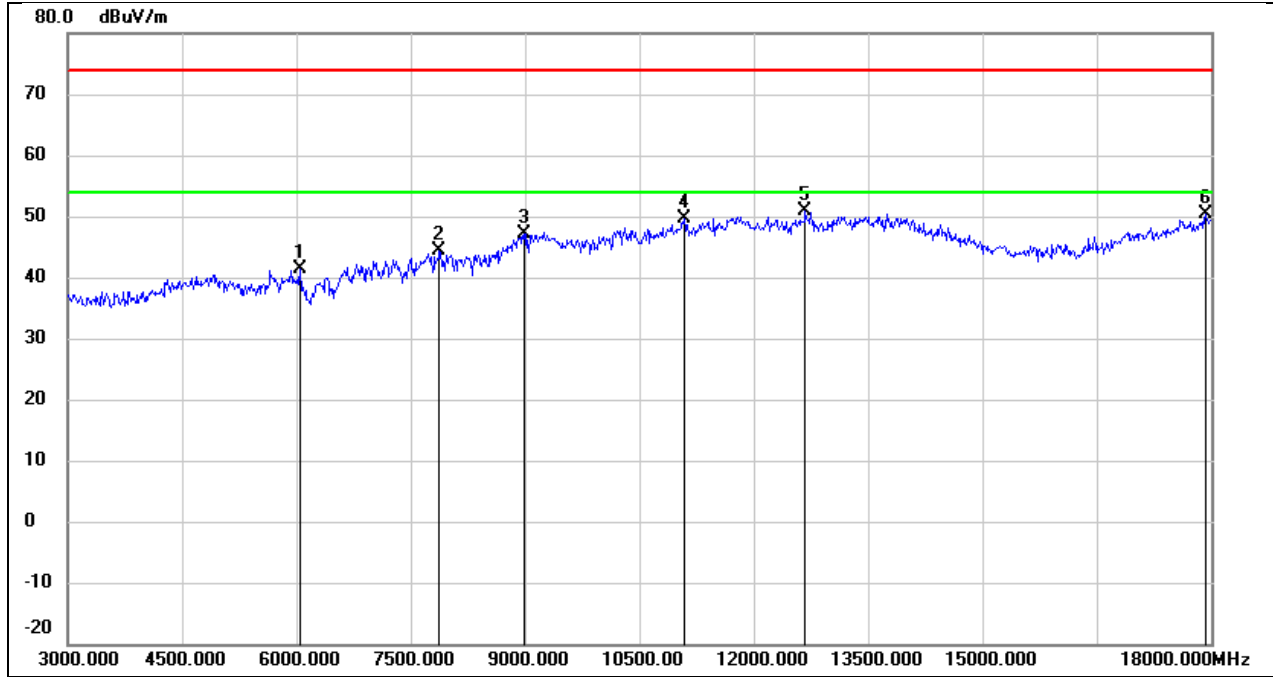
No.	Frequency (MHz)	Reading (dBuV)	Correct (dB/m)	Result (dBuV/m)	Limit (dBuV/m)	Margin (dB)	Remark
1	4815.000	42.04	-0.26	41.78	74.00	-32.22	peak
2	7890.000	38.72	6.31	45.03	74.00	-28.97	peak
3	9330.000	37.93	10.62	48.55	74.00	-25.45	peak
4	10890.000	34.53	14.39	48.92	74.00	-25.08	peak
5	13740.000	29.41	21.40	50.81	74.00	-23.19	peak
6	18000.000	24.78	25.69	50.47	74.00	-23.53	peak

Test Mode:	802.11n HT20	Frequency(MHz):	2437
Polarity:	Horizontal	Test Voltage:	DC 48 V



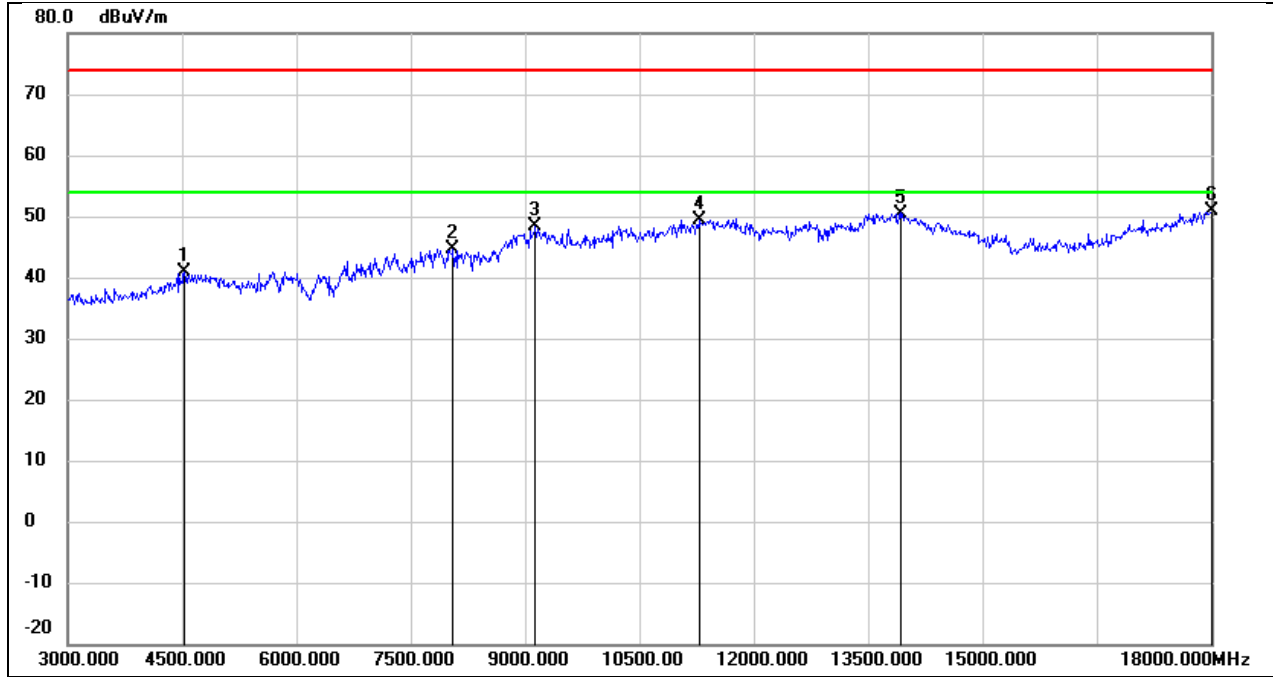
No.	Frequency (MHz)	Reading (dBuV)	Correct (dB/m)	Result (dBuV/m)	Limit (dBuV/m)	Margin (dB)	Remark
1	7890.000	38.62	6.31	44.93	74.00	-29.07	peak
2	9075.000	37.18	10.52	47.70	74.00	-26.30	peak
3	10200.000	36.83	12.40	49.23	74.00	-24.77	peak
4	11880.000	33.01	17.63	50.64	74.00	-23.36	peak
5	13875.000	28.55	21.70	50.25	74.00	-23.75	peak
6	18000.000	24.96	25.69	50.65	74.00	-23.35	peak

Test Mode:	802.11n HT20	Frequency(MHz):	2437
Polarity:	Vertical	Test Voltage:	DC 48 V



No.	Frequency (MHz)	Reading (dBuV)	Correct (dB/m)	Result (dBuV/m)	Limit (dBuV/m)	Margin (dB)	Remark
1	6045.000	39.05	2.43	41.48	74.00	-32.52	peak
2	7875.000	37.98	6.31	44.29	74.00	-29.71	peak
3	8985.000	36.86	10.37	47.23	74.00	-26.77	peak
4	11085.000	34.65	15.08	49.73	74.00	-24.27	peak
5	12675.000	32.91	17.99	50.90	74.00	-23.10	peak
6	17925.000	25.22	25.25	50.47	74.00	-23.53	peak

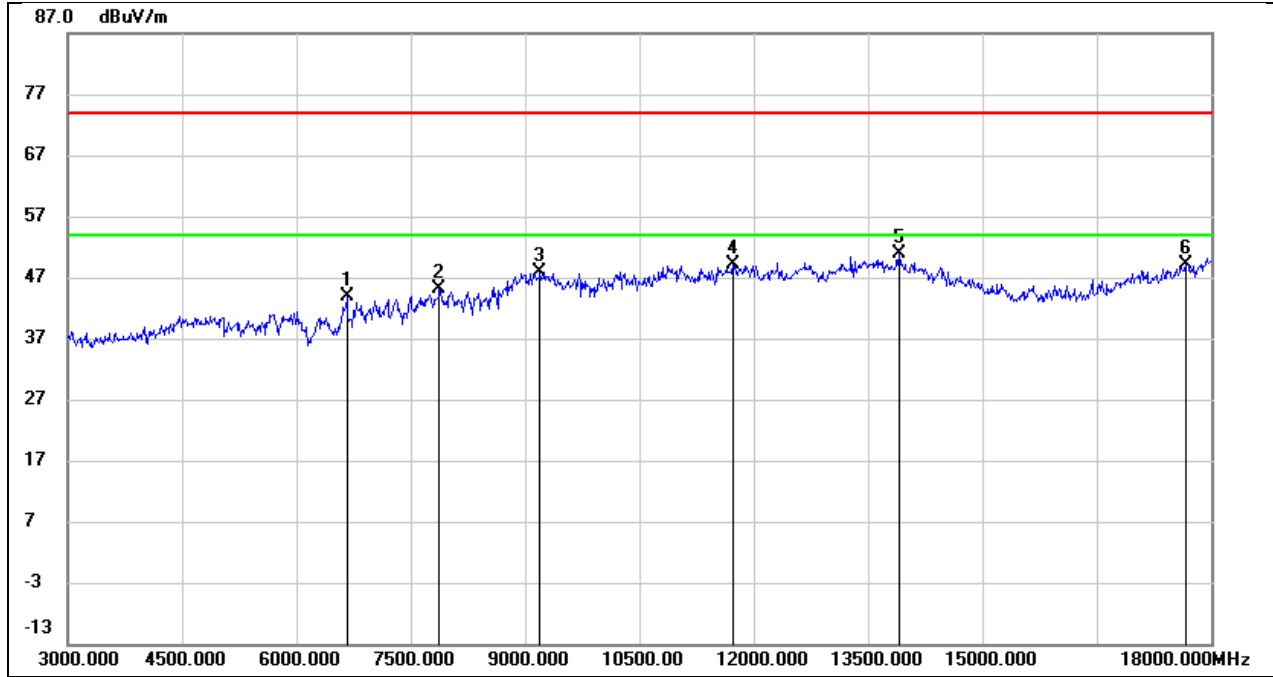
Test Mode:	802.11n HT20	Frequency(MHz):	2457
Polarity:	Horizontal	Test Voltage:	DC 48 V



No.	Frequency (MHz)	Reading (dBuV)	Correct (dB/m)	Result (dBuV/m)	Limit (dBuV/m)	Margin (dB)	Remark
1	4530.000	42.24	-1.35	40.89	74.00	-33.11	peak
2	8055.000	38.15	6.37	44.52	74.00	-29.48	peak
3	9135.000	37.91	10.55	48.46	74.00	-25.54	peak
4	11280.000	33.61	15.80	49.41	74.00	-24.59	peak
5	13920.000	28.71	21.79	50.50	74.00	-23.50	peak
6	18000.000	25.22	25.69	50.91	74.00	-23.09	peak

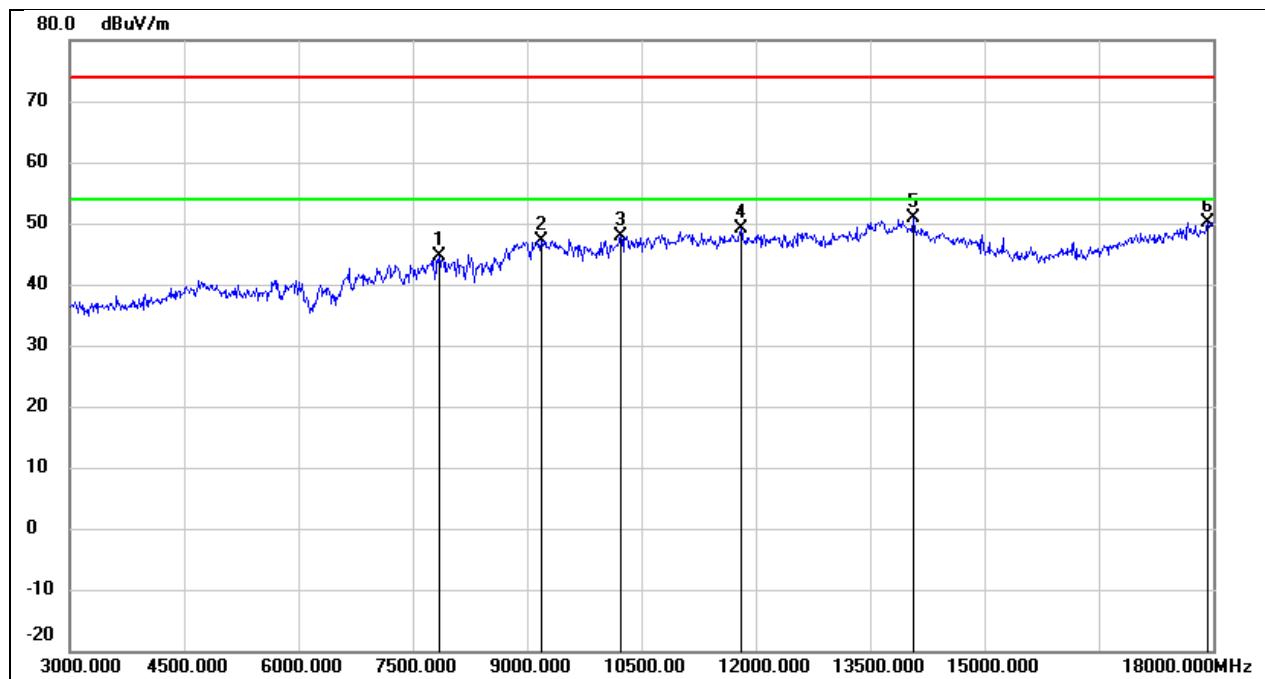


Test Mode:	802.11n HT20	Frequency(MHz):	2457
Polarity:	Vertical	Test Voltage:	DC 48 V



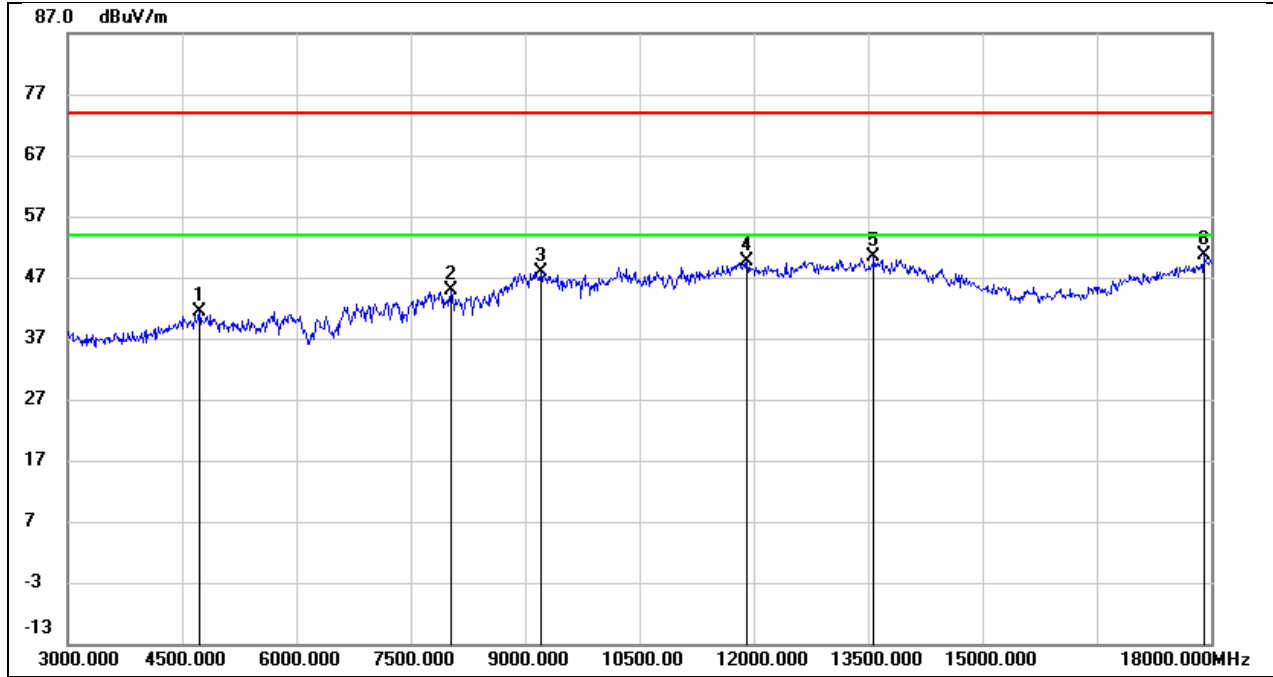
No.	Frequency (MHz)	Reading (dBuV)	Correct (dB/m)	Result (dBuV/m)	Limit (dBuV/m)	Margin (dB)	Remark
1	6660.000	38.84	5.02	43.86	74.00	-30.14	peak
2	7875.000	38.85	6.31	45.16	74.00	-28.84	peak
3	9195.000	37.32	10.56	47.88	74.00	-26.12	peak
4	11730.000	31.85	17.22	49.07	74.00	-24.93	peak
5	13905.000	29.23	21.76	50.99	74.00	-23.01	peak
6	17670.000	25.35	23.73	49.08	74.00	-24.92	peak

Test Mode:	802.11n HT20	Frequency(MHz):	2462
Polarity:	Horizontal	Test Voltage:	DC 48 V



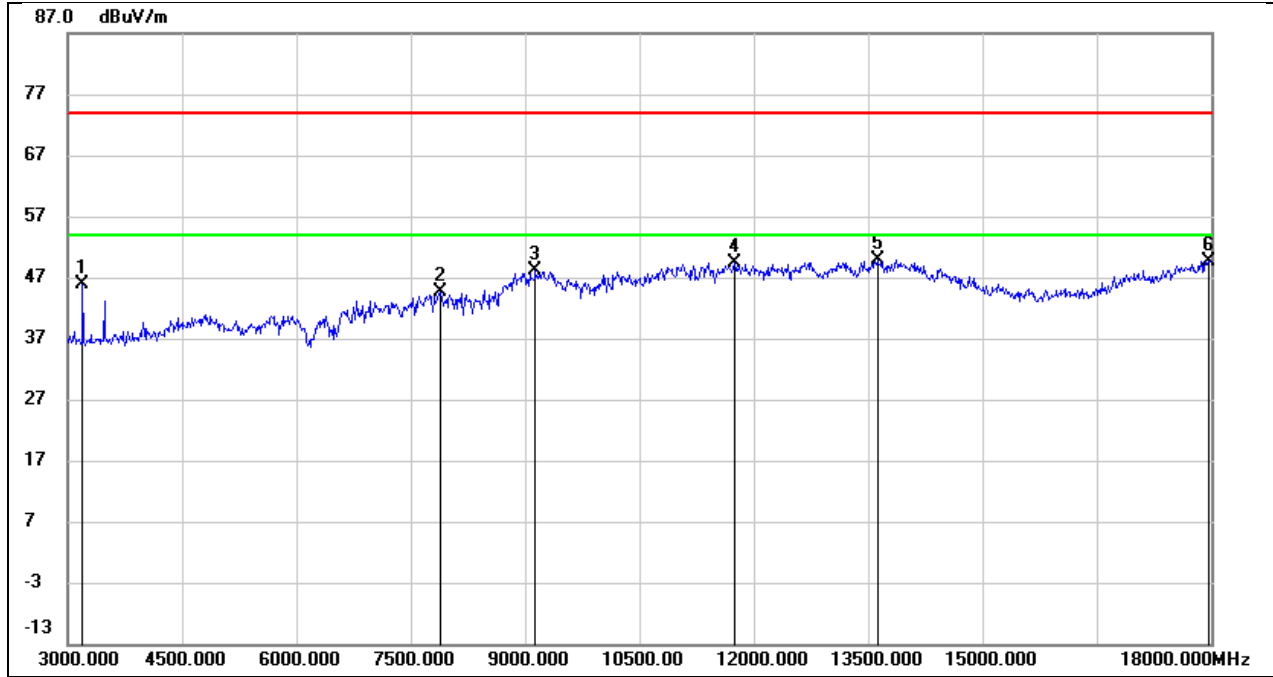
No.	Frequency (MHz)	Reading (dBuV)	Correct (dB/m)	Result (dBuV/m)	Limit (dBuV/m)	Margin (dB)	Remark
1	7845.000	38.26	6.32	44.58	74.00	-29.42	peak
2	9180.000	36.64	10.56	47.20	74.00	-26.80	peak
3	10230.000	35.36	12.46	47.82	74.00	-26.18	peak
4	11805.000	31.68	17.43	49.11	74.00	-24.89	peak
5	14070.000	29.17	21.67	50.84	74.00	-23.16	peak
6	17925.000	24.99	25.25	50.24	74.00	-23.76	peak

Test Mode:	802.11n HT20	Frequency(MHz):	2462
Polarity:	Vertical	Test Voltage:	DC 48 V



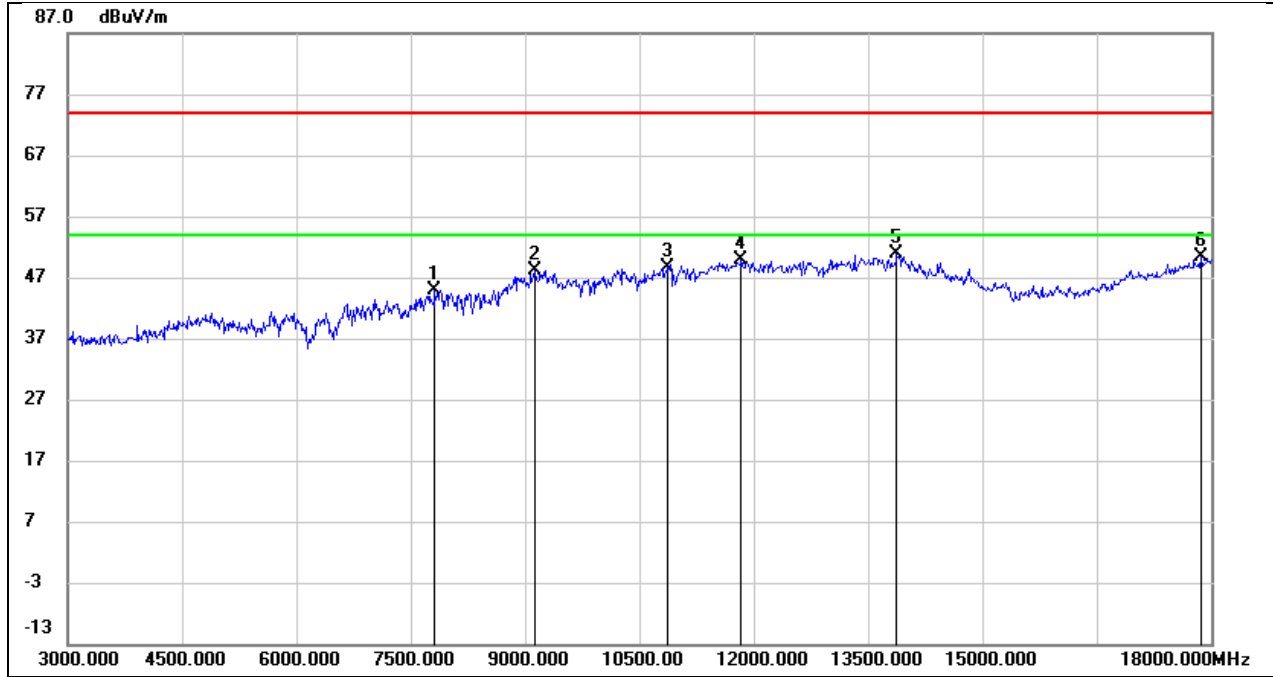
No.	Frequency (MHz)	Reading (dBuV)	Correct (dB/m)	Result (dBuV/m)	Limit (dBuV/m)	Margin (dB)	Remark
1	4725.000	42.05	-0.59	41.46	74.00	-32.54	peak
2	8025.000	38.42	6.34	44.76	74.00	-29.24	peak
3	9210.000	37.27	10.57	47.84	74.00	-26.16	peak
4	11910.000	31.87	17.72	49.59	74.00	-24.41	peak
5	13575.000	29.30	21.06	50.36	74.00	-23.64	peak
6	17910.000	25.46	25.16	50.62	74.00	-23.38	peak

Test Mode:	802.11n HT40	Frequency(MHz):	2422
Polarity:	Horizontal	Test Voltage:	DC 48 V



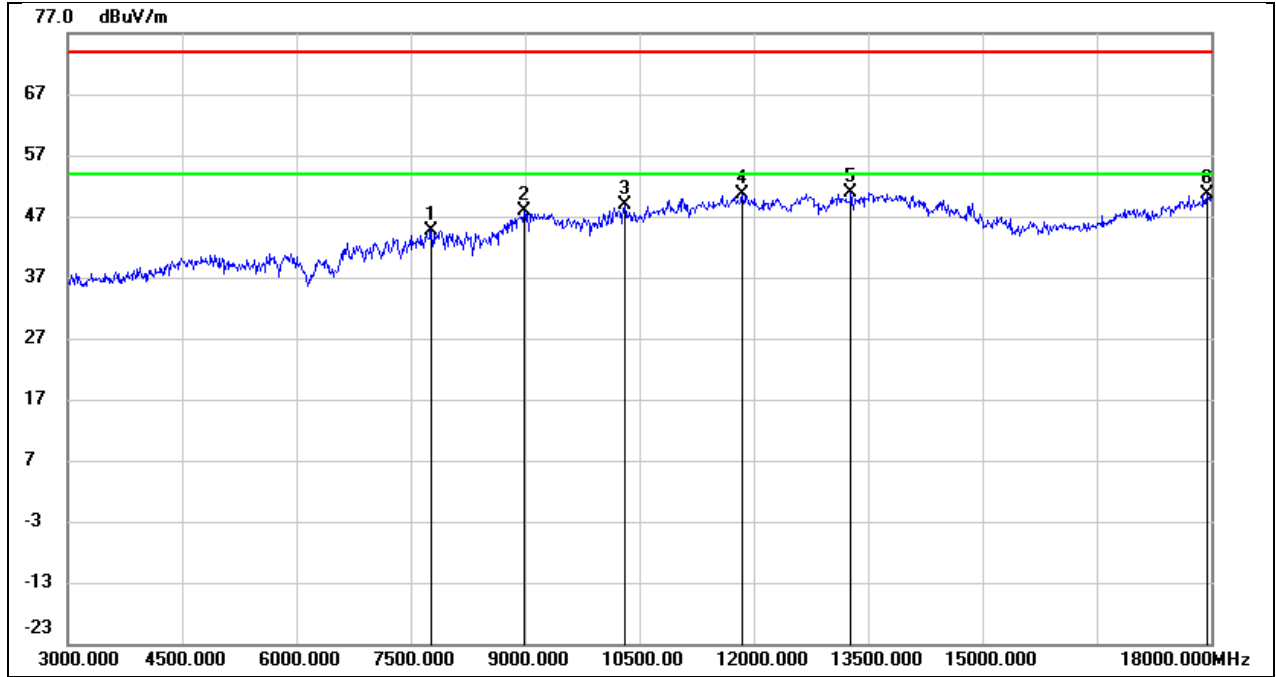
No.	Frequency (MHz)	Reading (dBuV)	Correct (dB/m)	Result (dBuV/m)	Limit (dBuV/m)	Margin (dB)	Remark
1	3195.000	51.12	-5.13	45.99	74.00	-28.01	peak
2	7890.000	38.35	6.31	44.66	74.00	-29.34	peak
3	9135.000	37.50	10.55	48.05	74.00	-25.95	peak
4	11745.000	32.06	17.27	49.33	74.00	-24.67	peak
5	13620.000	28.84	21.15	49.99	74.00	-24.01	peak
6	17970.000	24.17	25.51	49.68	74.00	-24.32	peak

Test Mode:	802.11n HT40	Frequency(MHz):	2422
Polarity:	Vertical	Test Voltage:	DC 48 V



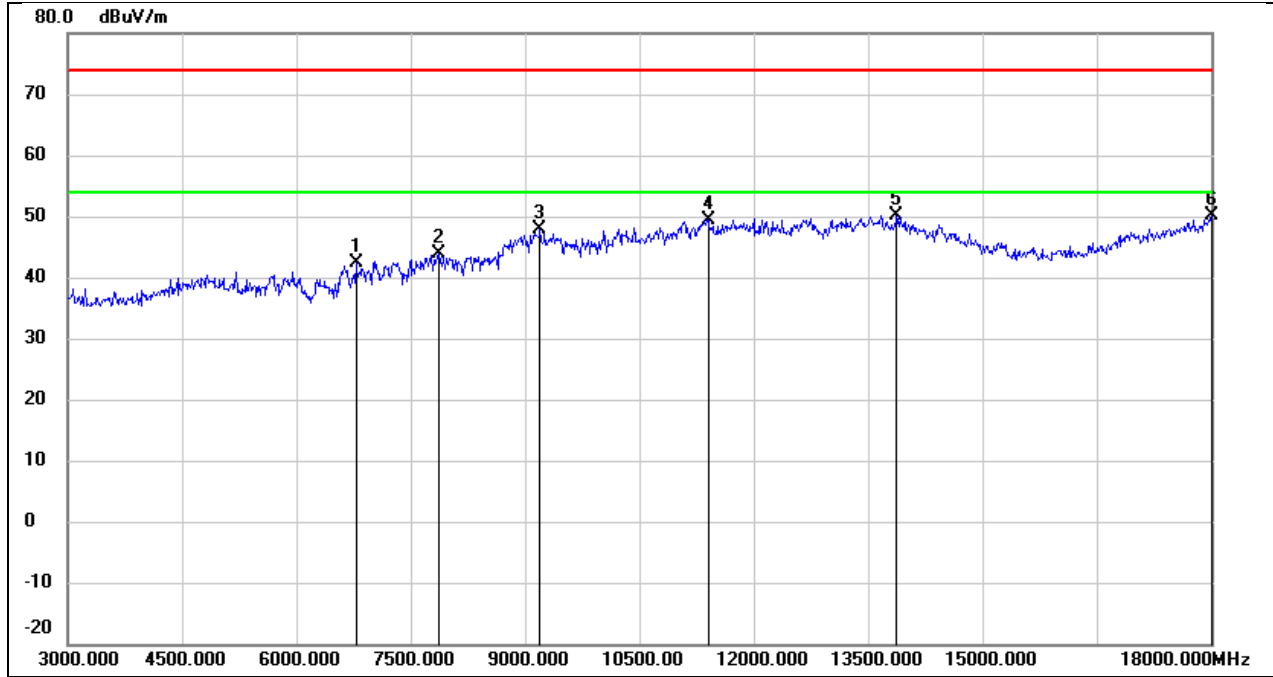
No.	Frequency (MHz)	Reading (dBuV)	Correct (dB/m)	Result (dBuV/m)	Limit (dBuV/m)	Margin (dB)	Remark
1	7815.000	38.60	6.32	44.92	74.00	-29.08	peak
2	9120.000	37.59	10.53	48.12	74.00	-25.88	peak
3	10875.000	34.24	14.32	48.56	74.00	-25.44	peak
4	11835.000	32.29	17.51	49.80	74.00	-24.20	peak
5	13875.000	29.18	21.70	50.88	74.00	-23.12	peak
6	17865.000	25.38	24.89	50.27	74.00	-23.73	peak

Test Mode:	802.11n HT40	Frequency(MHz):	2427
Polarity:	Horizontal	Test Voltage:	DC 48 V



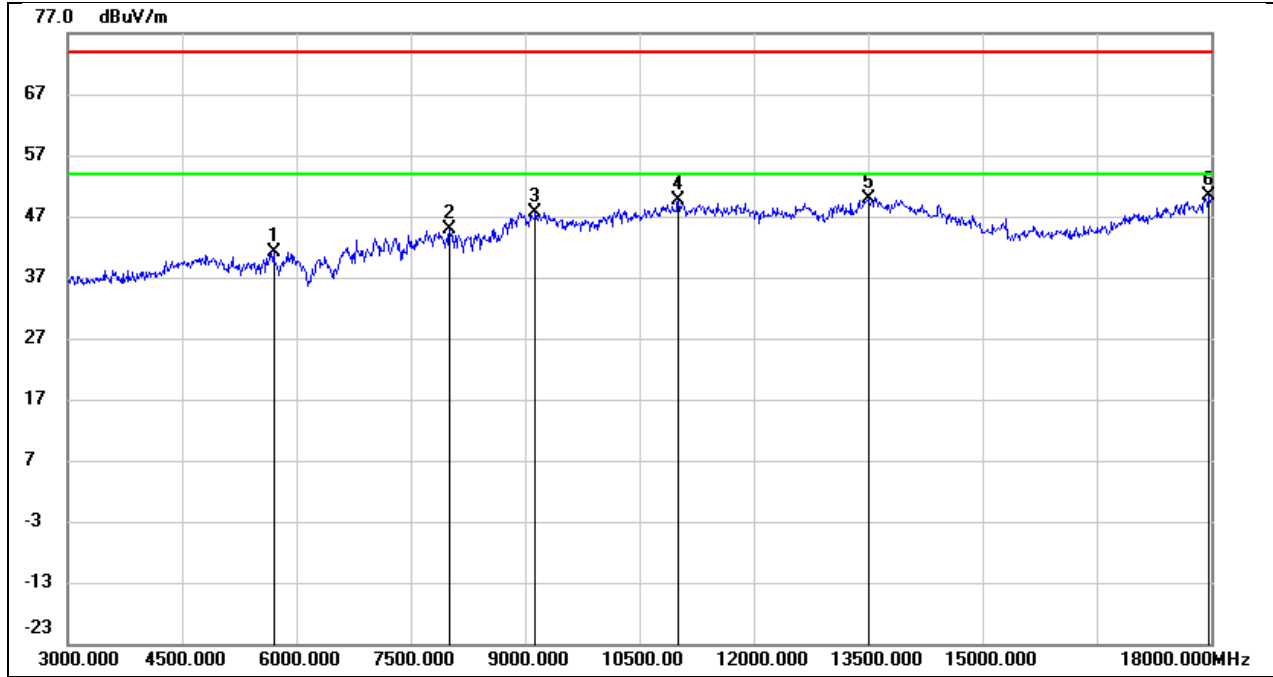
No.	Frequency (MHz)	Reading (dBuV)	Correct (dB/m)	Result (dBuV/m)	Limit (dBuV/m)	Margin (dB)	Remark
1	7770.000	38.41	6.31	44.72	74.00	-29.28	peak
2	8985.000	37.58	10.37	47.95	74.00	-26.05	peak
3	10305.000	36.36	12.61	48.97	74.00	-25.03	peak
4	11850.000	33.16	17.56	50.72	74.00	-23.28	peak
5	13275.000	31.02	19.93	50.95	74.00	-23.05	peak
6	17940.000	25.17	25.34	50.51	74.00	-23.49	peak

Test Mode:	802.11n HT40	Frequency(MHz):	2427
Polarity:	Vertical	Test Voltage:	DC 48 V



No.	Frequency (MHz)	Reading (dBuV)	Correct (dB/m)	Result (dBuV/m)	Limit (dBuV/m)	Margin (dB)	Remark
1	6780.000	36.67	5.60	42.27	74.00	-31.73	peak
2	7875.000	37.53	6.31	43.84	74.00	-30.16	peak
3	9195.000	37.28	10.56	47.84	74.00	-26.16	peak
4	11400.000	33.26	16.23	49.49	74.00	-24.51	peak
5	13875.000	28.54	21.70	50.24	74.00	-23.76	peak
6	18000.000	24.56	25.69	50.25	74.00	-23.75	peak

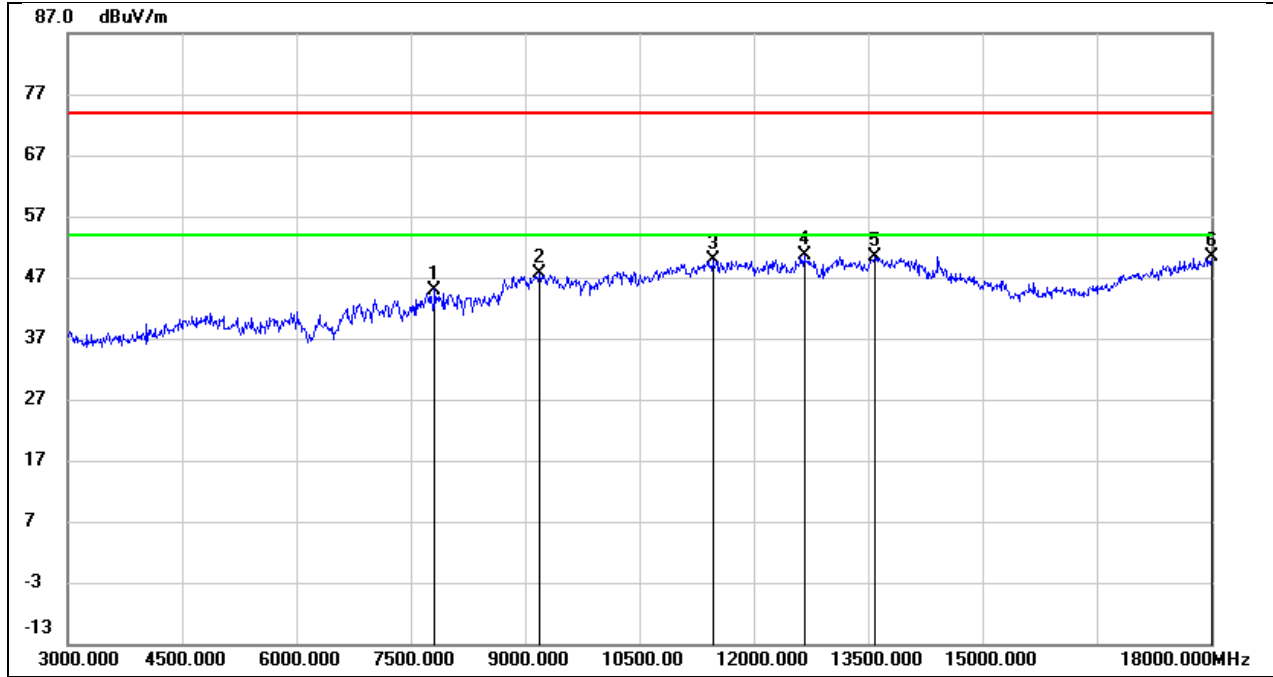
Test Mode:	802.11n HT40	Frequency(MHz):	2437
Polarity:	Horizontal	Test Voltage:	DC 48 V



No.	Frequency (MHz)	Reading (dBuV)	Correct (dB/m)	Result (dBuV/m)	Limit (dBuV/m)	Margin (dB)	Remark
1	5700.000	39.84	1.41	41.25	74.00	-32.75	peak
2	8010.000	38.65	6.32	44.97	74.00	-29.03	peak
3	9135.000	37.20	10.55	47.75	74.00	-26.25	peak
4	11010.000	34.89	14.81	49.70	74.00	-24.30	peak
5	13515.000	28.99	20.93	49.92	74.00	-24.08	peak
6	17970.000	24.83	25.51	50.34	74.00	-23.66	peak

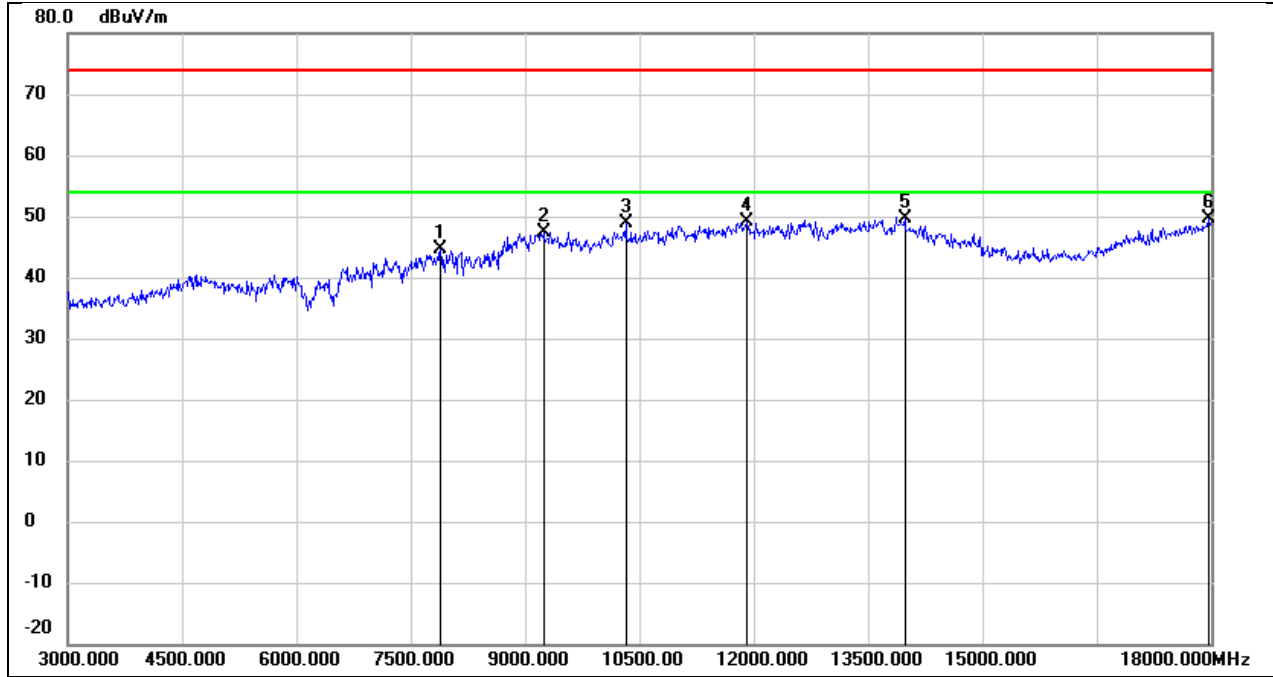


Test Mode:	802.11n HT40	Frequency(MHz):	2437
Polarity:	Vertical	Test Voltage:	DC 48 V



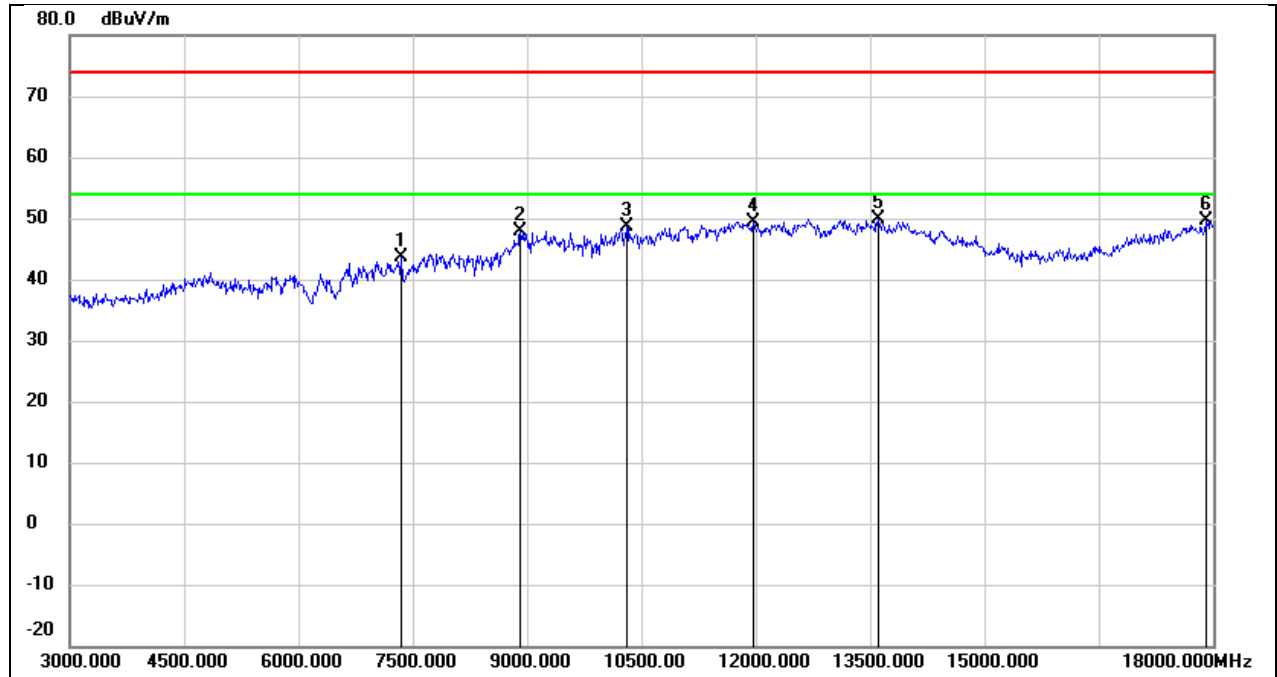
No.	Frequency (MHz)	Reading (dBuV)	Correct (dB/m)	Result (dBuV/m)	Limit (dBuV/m)	Margin (dB)	Remark
1	7815.000	38.68	6.32	45.00	74.00	-29.00	peak
2	9195.000	37.05	10.56	47.61	74.00	-26.39	peak
3	11460.000	33.33	16.46	49.79	74.00	-24.21	peak
4	12660.000	32.62	17.95	50.57	74.00	-23.43	peak
5	13590.000	29.25	21.09	50.34	74.00	-23.66	peak
6	18000.000	24.70	25.69	50.39	74.00	-23.61	peak

Test Mode:	802.11n HT40	Frequency(MHz):	2447
Polarity:	Horizontal	Test Voltage:	DC 48 V



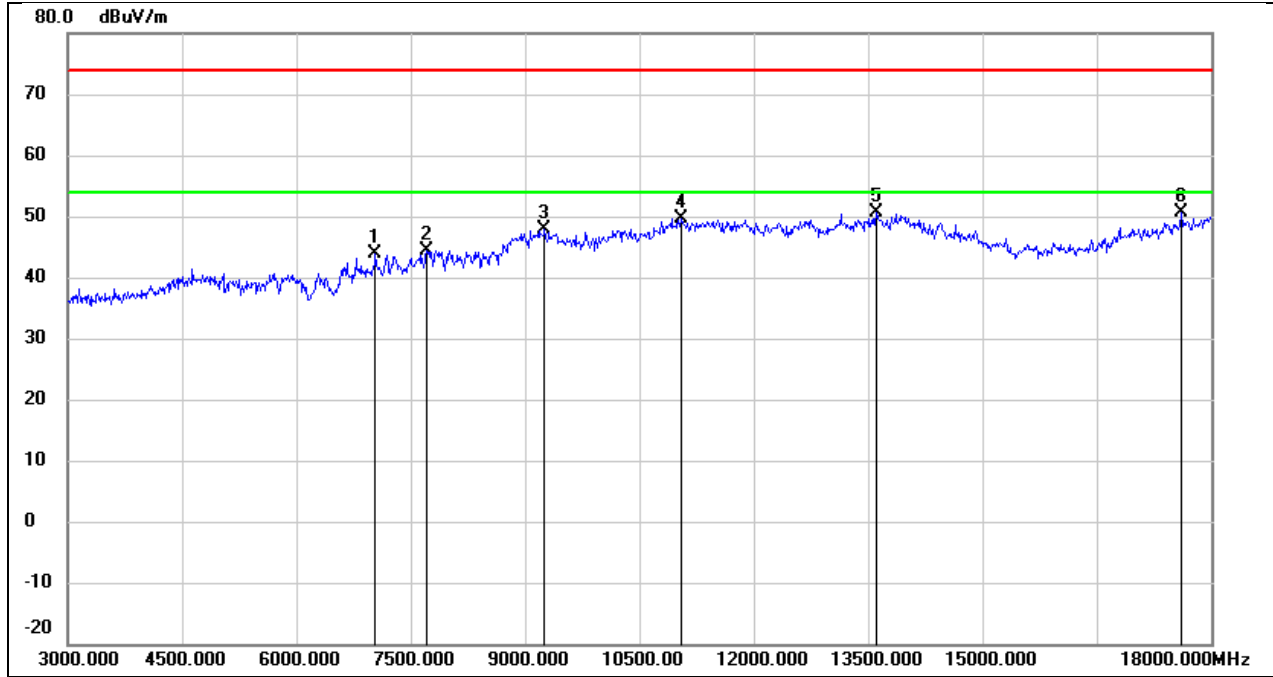
No.	Frequency (MHz)	Reading (dBuV)	Correct (dB/m)	Result (dBuV/m)	Limit (dBuV/m)	Margin (dB)	Remark
1	7890.000	38.29	6.31	44.60	74.00	-29.40	peak
2	9240.000	36.91	10.58	47.49	74.00	-26.51	peak
3	10320.000	36.32	12.64	48.96	74.00	-25.04	peak
4	11910.000	31.45	17.72	49.17	74.00	-24.83	peak
5	13980.000	27.80	21.92	49.72	74.00	-24.28	peak
6	17970.000	24.13	25.51	49.64	74.00	-24.36	peak

Test Mode:	802.11n HT40	Frequency(MHz):	2447
Polarity:	Vertical	Test Voltage:	DC 48 V



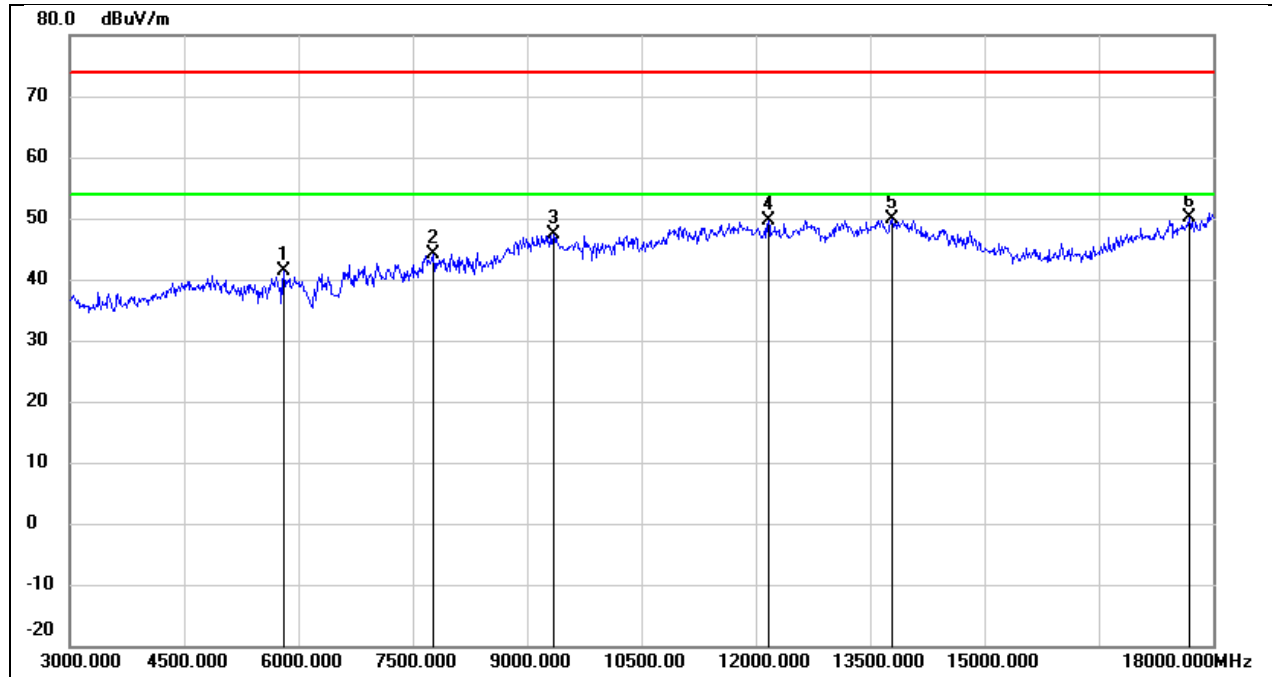
No.	Frequency (MHz)	Reading (dBuV)	Correct (dB/m)	Result (dBuV/m)	Limit (dBuV/m)	Margin (dB)	Remark
1	7350.000	37.07	6.44	43.51	74.00	-30.49	peak
2	8910.000	38.16	9.82	47.98	74.00	-26.02	peak
3	10305.000	36.12	12.61	48.73	74.00	-25.27	peak
4	11970.000	31.43	17.88	49.31	74.00	-24.69	peak
5	13605.000	28.87	21.12	49.99	74.00	-24.01	peak
6	17910.000	24.54	25.16	49.70	74.00	-24.30	peak

Test Mode:	802.11n HT40	Frequency(MHz):	2452
Polarity:	Horizontal	Test Voltage:	DC 48 V



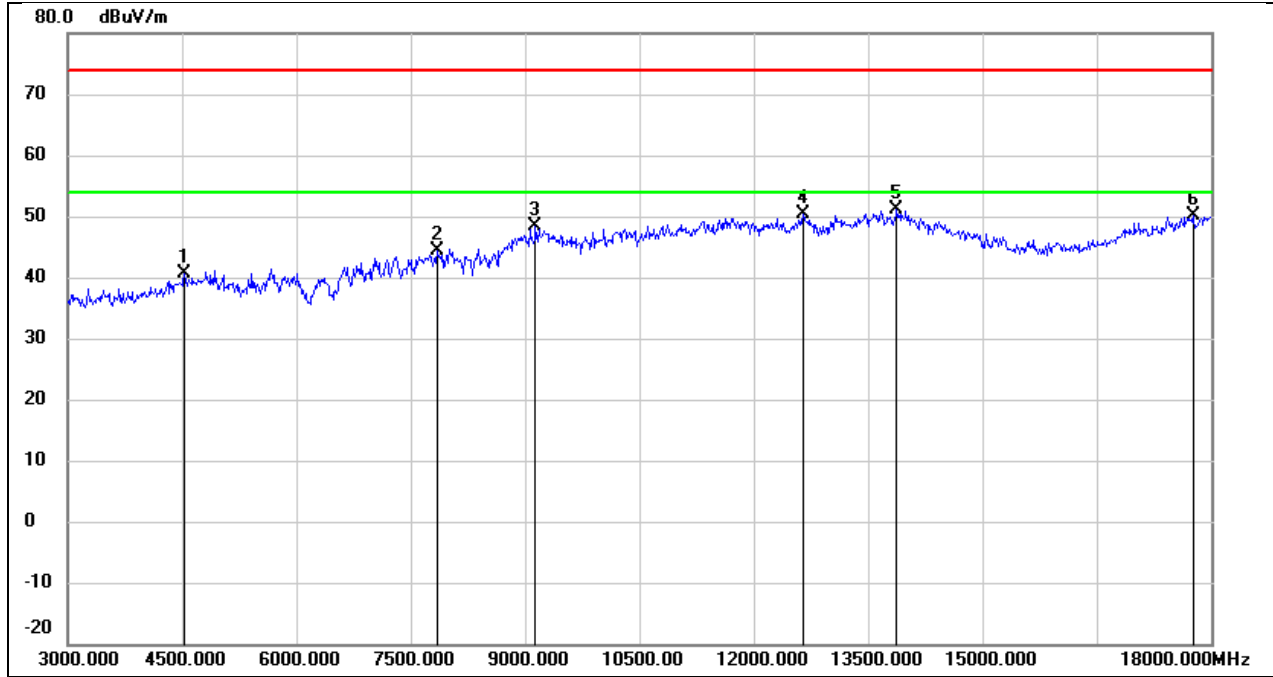
No.	Frequency (MHz)	Reading (dBuV)	Correct (dB/m)	Result (dBuV/m)	Limit (dBuV/m)	Margin (dB)	Remark
1	7035.000	37.14	6.67	43.81	74.00	-30.19	peak
2	7710.000	38.07	6.33	44.40	74.00	-29.60	peak
3	9255.000	37.21	10.59	47.80	74.00	-26.20	peak
4	11040.000	34.81	14.91	49.72	74.00	-24.28	peak
5	13605.000	29.53	21.12	50.65	74.00	-23.35	peak
6	17610.000	27.16	23.38	50.54	74.00	-23.46	peak

Test Mode:	802.11n HT40	Frequency(MHz):	2452
Polarity:	Vertical	Test Voltage:	DC 48 V



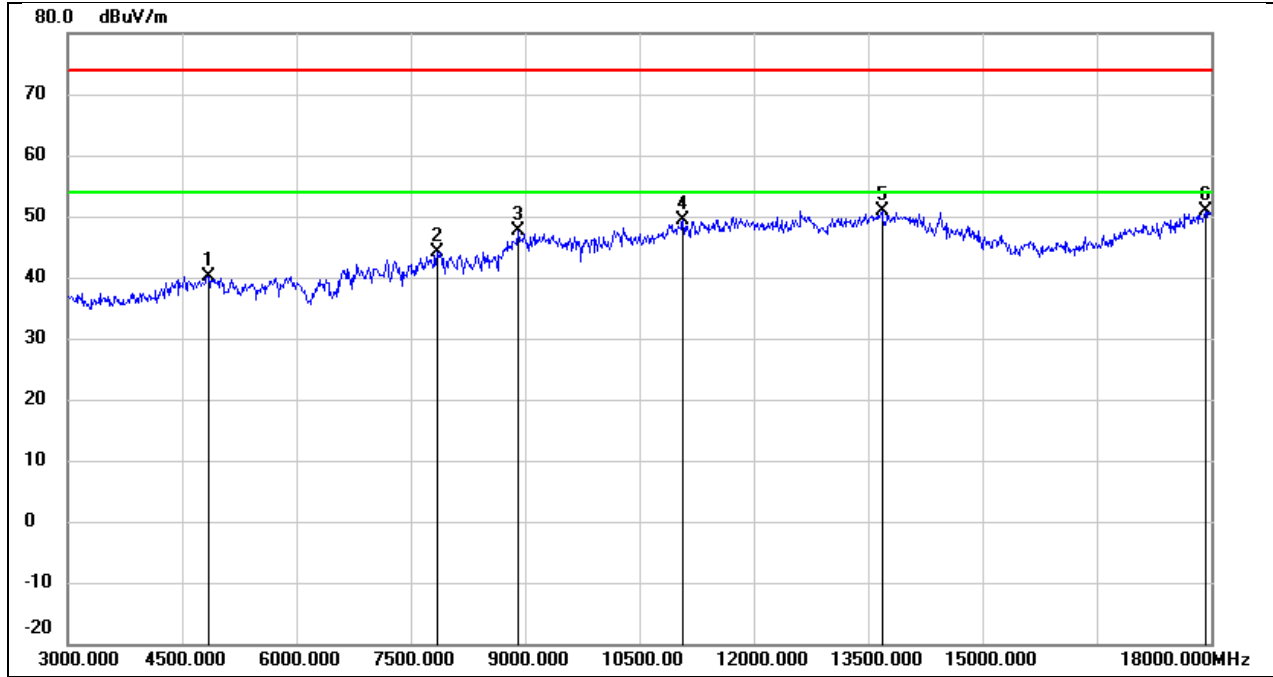
No.	Frequency (MHz)	Reading (dBuV)	Correct (dB/m)	Result (dBuV/m)	Limit (dBuV/m)	Margin (dB)	Remark
1	5805.000	39.65	1.71	41.36	74.00	-32.64	peak
2	7770.000	37.86	6.31	44.17	74.00	-29.83	peak
3	9345.000	36.75	10.63	47.38	74.00	-26.62	peak
4	12165.000	31.88	17.84	49.72	74.00	-24.28	peak
5	13785.000	28.38	21.51	49.89	74.00	-24.11	peak
6	17685.000	26.36	23.82	50.18	74.00	-23.82	peak

Test Mode:	802.11ax HE20	Frequency(MHz):	2412
Polarity:	Horizontal	Test Voltage:	DC 48 V



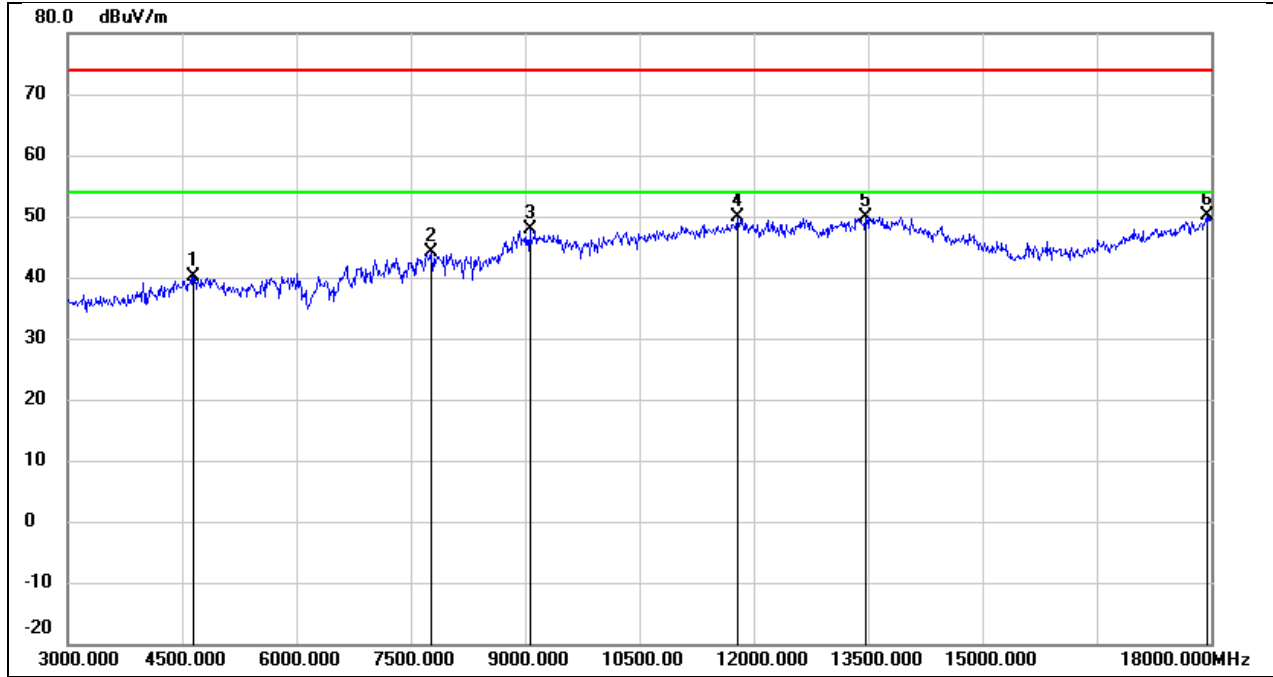
No.	Frequency (MHz)	Reading (dBuV)	Correct (dB/m)	Result (dBuV/m)	Limit (dBuV/m)	Margin (dB)	Remark
1	4530.000	41.90	-1.35	40.55	74.00	-33.45	peak
2	7845.000	38.05	6.32	44.37	74.00	-29.63	peak
3	9135.000	37.72	10.55	48.27	74.00	-25.73	peak
4	12645.000	32.53	17.92	50.45	74.00	-23.55	peak
5	13875.000	29.48	21.70	51.18	74.00	-22.82	peak
6	17760.000	25.87	24.27	50.14	74.00	-23.86	peak

Test Mode:	802.11ax HE20	Frequency(MHz):	2412
Polarity:	Vertical	Test Voltage:	DC 48 V



No.	Frequency (MHz)	Reading (dBuV)	Correct (dB/m)	Result (dBuV/m)	Limit (dBuV/m)	Margin (dB)	Remark
1	4845.000	40.32	-0.15	40.17	74.00	-33.83	peak
2	7845.000	37.90	6.32	44.22	74.00	-29.78	peak
3	8910.000	37.90	9.82	47.72	74.00	-26.28	peak
4	11070.000	34.46	15.03	49.49	74.00	-24.51	peak
5	13680.000	29.63	21.29	50.92	74.00	-23.08	peak
6	17925.000	25.74	25.25	50.99	74.00	-23.01	peak

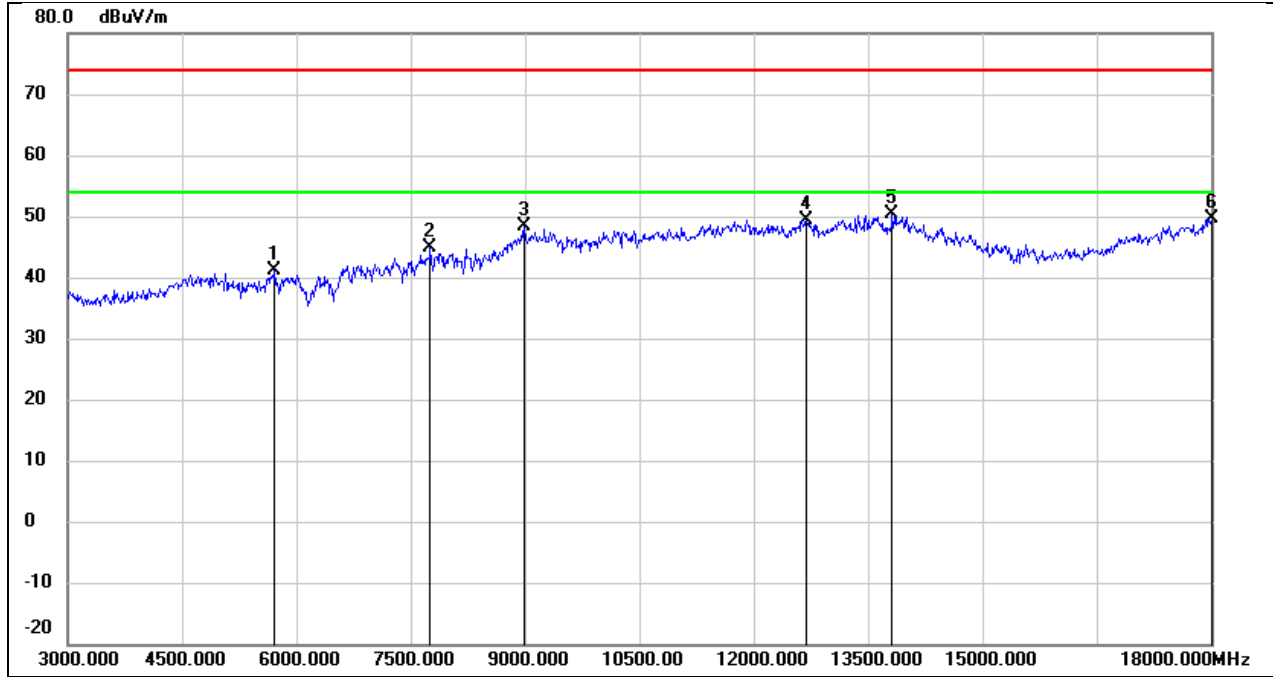
Test Mode:	802.11ax HE20	Frequency(MHz):	2417
Polarity:	Horizontal	Test Voltage:	DC 48 V



No.	Frequency (MHz)	Reading (dBuV)	Correct (dB/m)	Result (dBuV/m)	Limit (dBuV/m)	Margin (dB)	Remark
1	4650.000	40.96	-0.88	40.08	74.00	-33.92	peak
2	7770.000	37.70	6.31	44.01	74.00	-29.99	peak
3	9060.000	37.35	10.51	47.86	74.00	-26.14	peak
4	11790.000	32.49	17.38	49.87	74.00	-24.13	peak
5	13470.000	29.20	20.77	49.97	74.00	-24.03	peak
6	17940.000	24.83	25.34	50.17	74.00	-23.83	peak

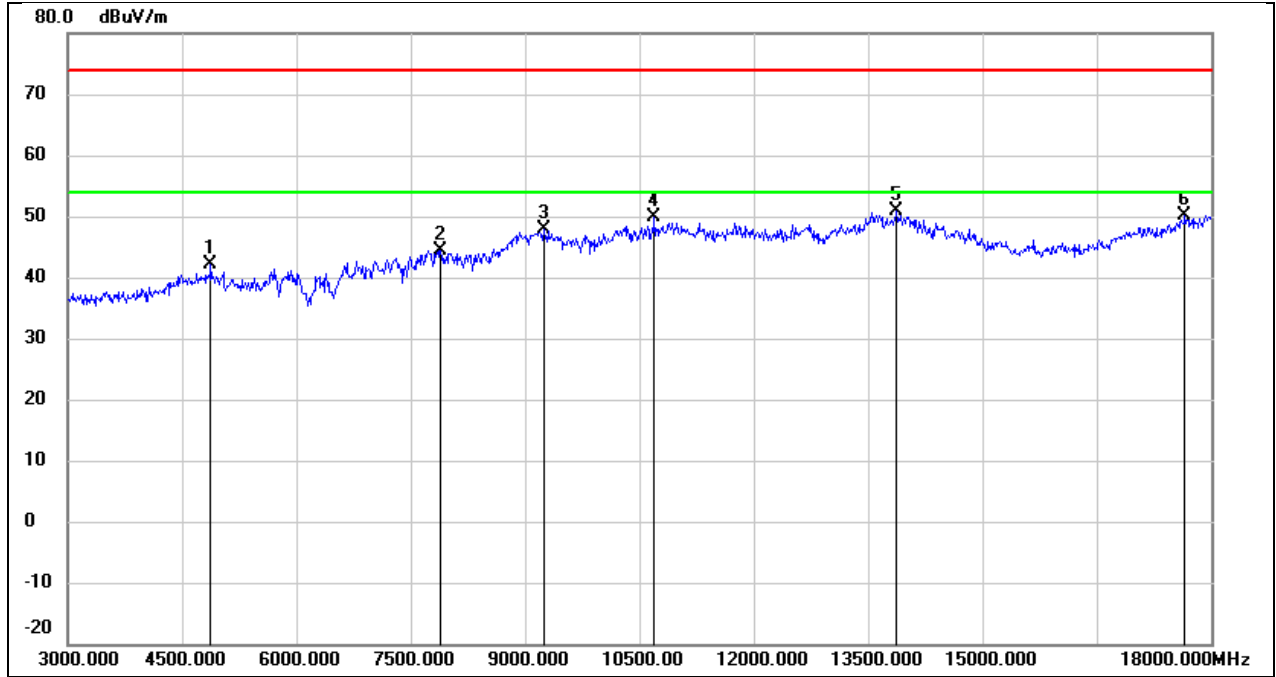


Test Mode:	802.11ax HE20	Frequency(MHz):	2417
Polarity:	Vertical	Test Voltage:	DC 48 V



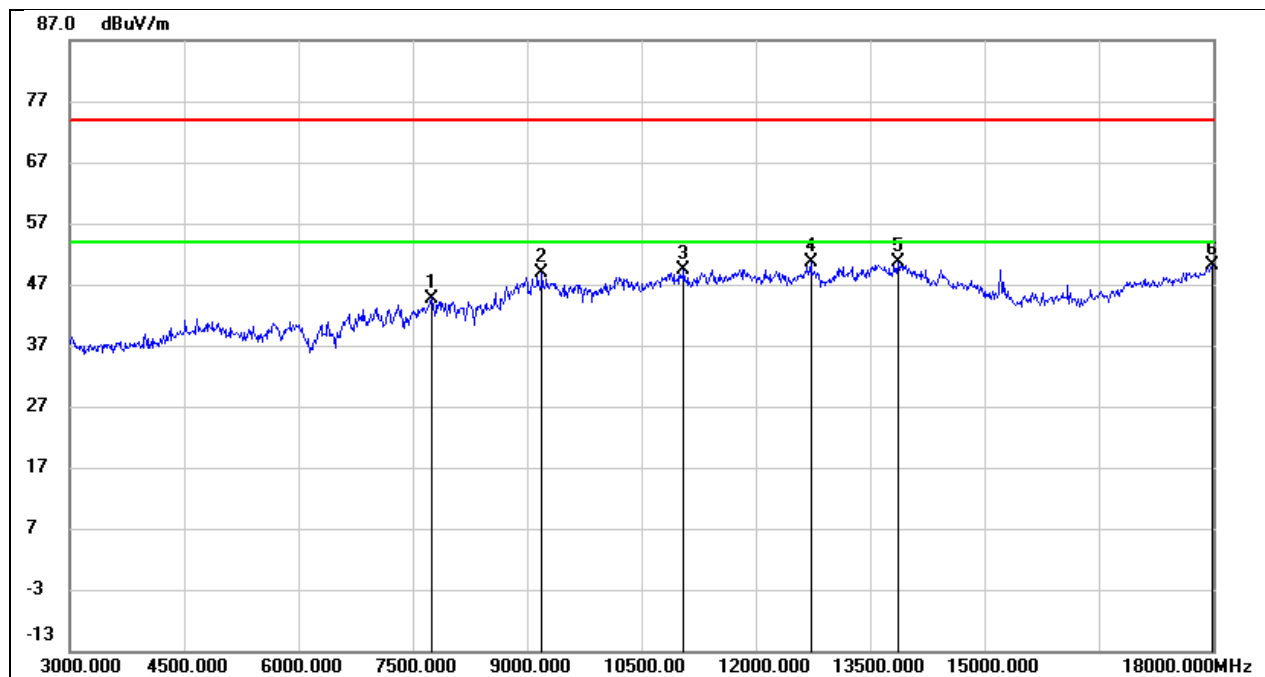
No.	Frequency (MHz)	Reading (dBuV)	Correct (dB/m)	Result (dBuV/m)	Limit (dBuV/m)	Margin (dB)	Remark
1	5715.000	39.61	1.46	41.07	74.00	-32.93	peak
2	7755.000	38.63	6.31	44.94	74.00	-29.06	peak
3	8985.000	37.93	10.37	48.30	74.00	-25.70	peak
4	12690.000	31.47	18.02	49.49	74.00	-24.51	peak
5	13815.000	28.70	21.56	50.26	74.00	-23.74	peak
6	18000.000	24.00	25.69	49.69	74.00	-24.31	peak

Test Mode:	802.11ax HE20	Frequency(MHz):	2437
Polarity:	Horizontal	Test Voltage:	DC 48 V



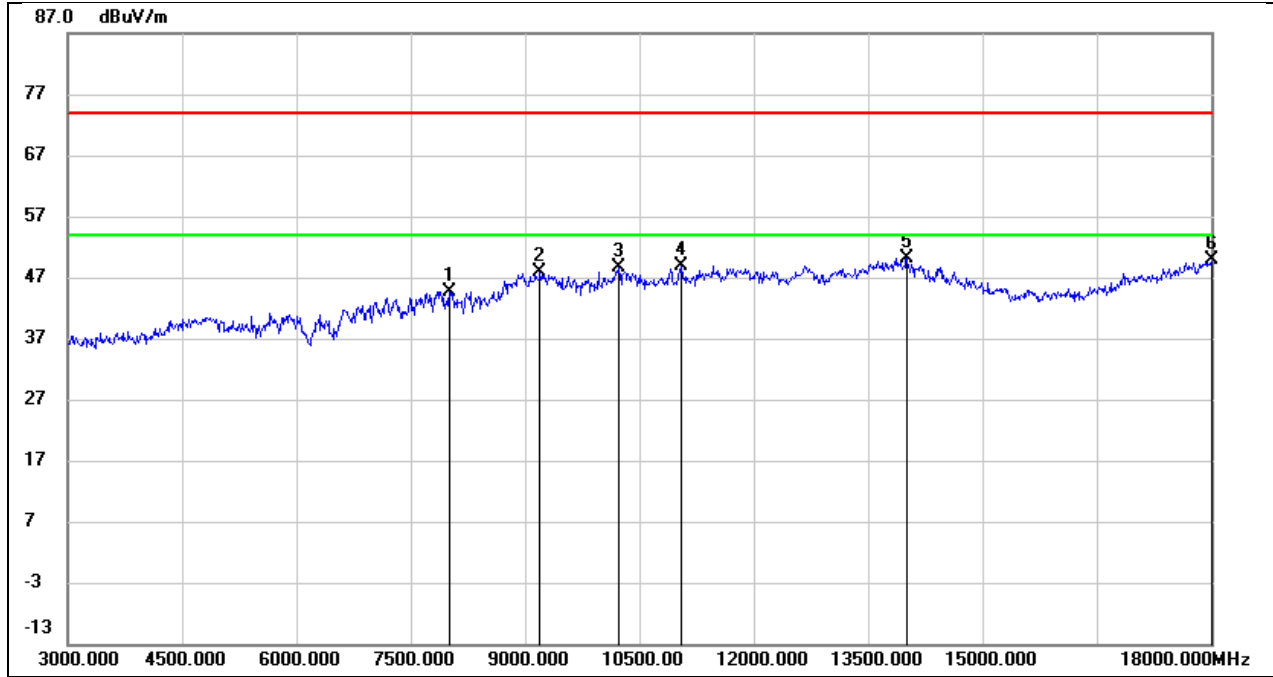
No.	Frequency (MHz)	Reading (dBuV)	Correct (dB/m)	Result (dBuV/m)	Limit (dBuV/m)	Margin (dB)	Remark
1	4875.000	42.18	-0.03	42.15	74.00	-31.85	peak
2	7890.000	38.13	6.31	44.44	74.00	-29.56	peak
3	9240.000	37.19	10.58	47.77	74.00	-26.23	peak
4	10695.000	36.29	13.68	49.97	74.00	-24.03	peak
5	13875.000	29.27	21.70	50.97	74.00	-23.03	peak
6	17655.000	26.43	23.64	50.07	74.00	-23.93	peak

Test Mode:	802.11ax HE20	Frequency(MHz):	2437
Polarity:	Vertical	Test Voltage:	DC 48 V



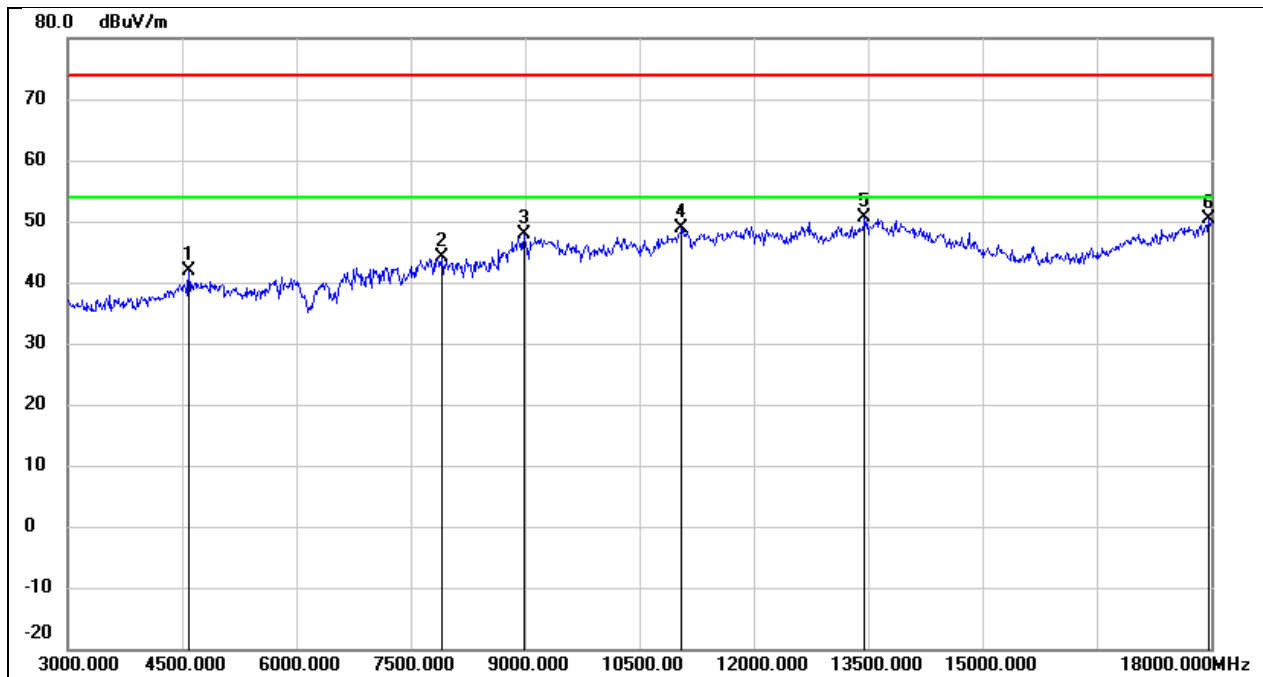
No.	Frequency (MHz)	Reading (dBuV)	Correct (dB/m)	Result (dBuV/m)	Limit (dBuV/m)	Margin (dB)	Remark
1	7740.000	38.43	6.32	44.75	74.00	-29.25	peak
2	9195.000	38.24	10.56	48.80	74.00	-25.20	peak
3	11055.000	34.32	14.96	49.28	74.00	-24.72	peak
4	12720.000	32.43	18.08	50.51	74.00	-23.49	peak
5	13875.000	28.84	21.70	50.54	74.00	-23.46	peak
6	17985.000	24.49	25.60	50.09	74.00	-23.91	peak

Test Mode:	802.11ax HE20	Frequency(MHz):	2457
Polarity:	Horizontal	Test Voltage:	DC 48 V



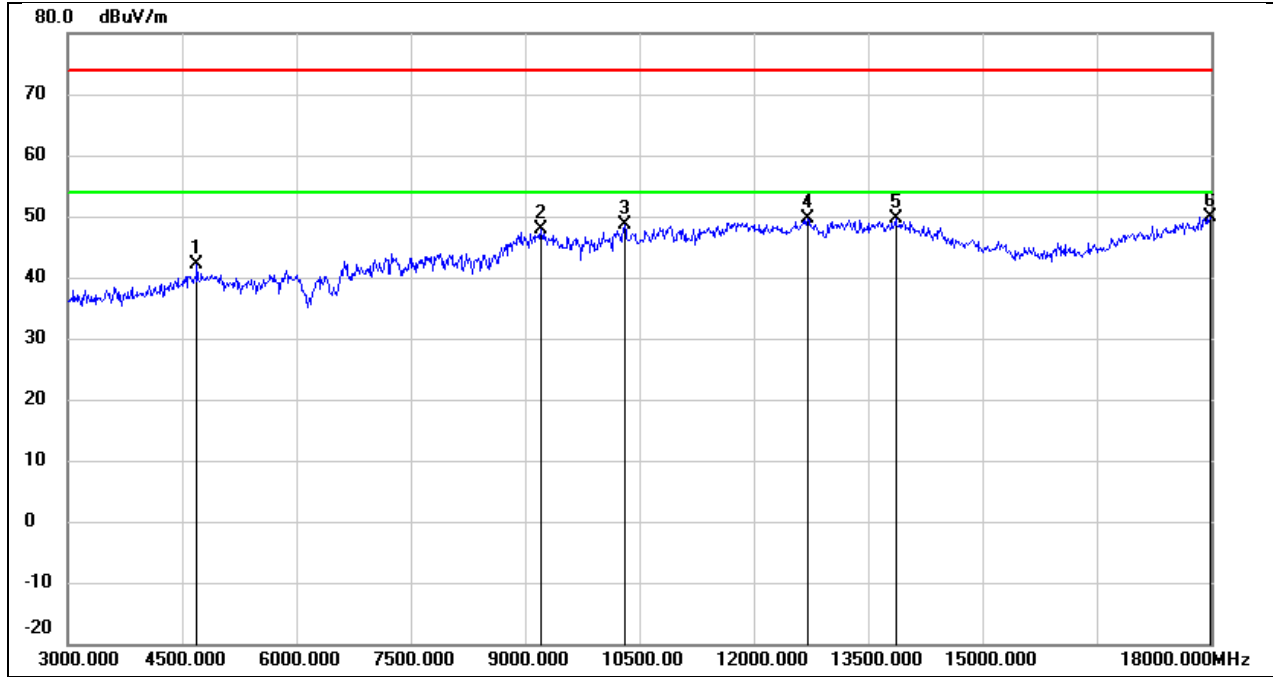
No.	Frequency (MHz)	Reading (dBuV)	Correct (dB/m)	Result (dBuV/m)	Limit (dBuV/m)	Margin (dB)	Remark
1	8010.000	38.42	6.32	44.74	74.00	-29.26	peak
2	9195.000	37.41	10.56	47.97	74.00	-26.03	peak
3	10230.000	36.08	12.46	48.54	74.00	-25.46	peak
4	11055.000	34.03	14.96	48.99	74.00	-25.01	peak
5	14010.000	28.27	21.93	50.20	74.00	-23.80	peak
6	18000.000	24.19	25.69	49.88	74.00	-24.12	peak

Test Mode:	802.11ax HE20	Frequency(MHz):	2457
Polarity:	Vertical	Test Voltage:	DC 48 V



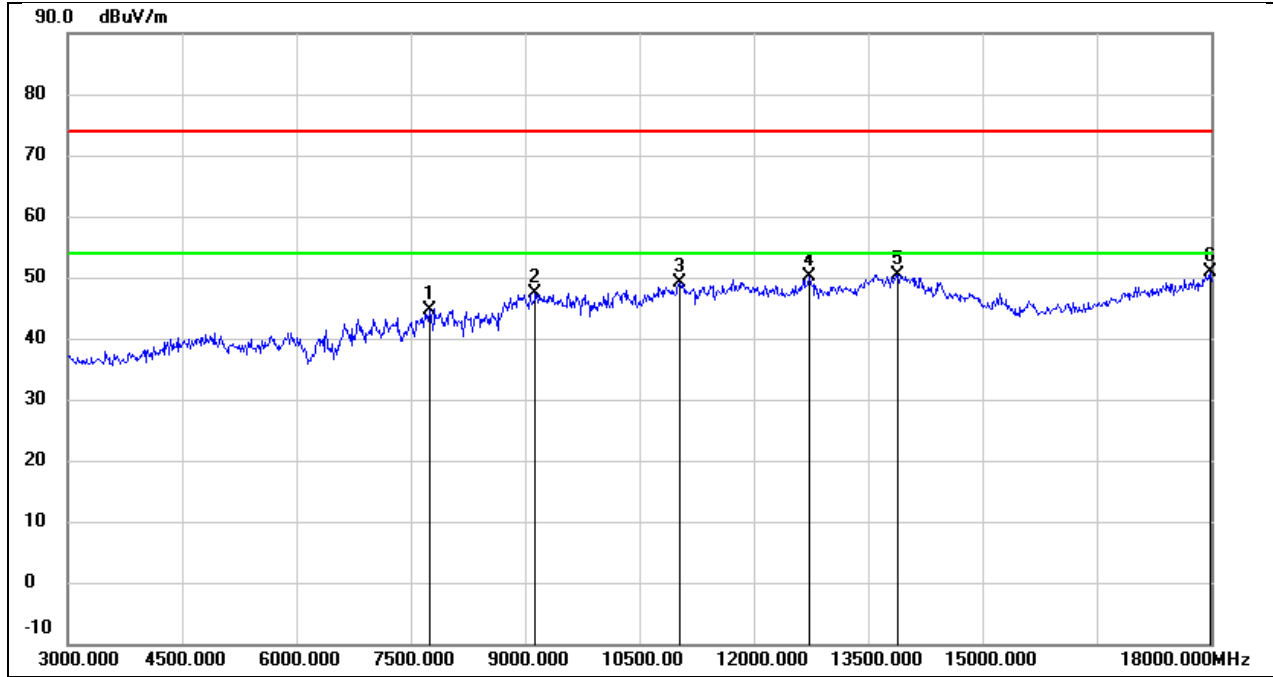
No.	Frequency (MHz)	Reading (dBuV)	Correct (dB/m)	Result (dBuV/m)	Limit (dBuV/m)	Margin (dB)	Remark
1	4590.000	42.89	-1.12	41.77	74.00	-32.23	peak
2	7905.000	37.83	6.31	44.14	74.00	-29.86	peak
3	8985.000	37.58	10.37	47.95	74.00	-26.05	peak
4	11055.000	33.87	14.96	48.83	74.00	-25.17	peak
5	13455.000	29.84	20.71	50.55	74.00	-23.45	peak
6	17970.000	24.81	25.51	50.32	74.00	-23.68	peak

Test Mode:	802.11ax HE20	Frequency(MHz):	2462
Polarity:	Horizontal	Test Voltage:	DC 48 V



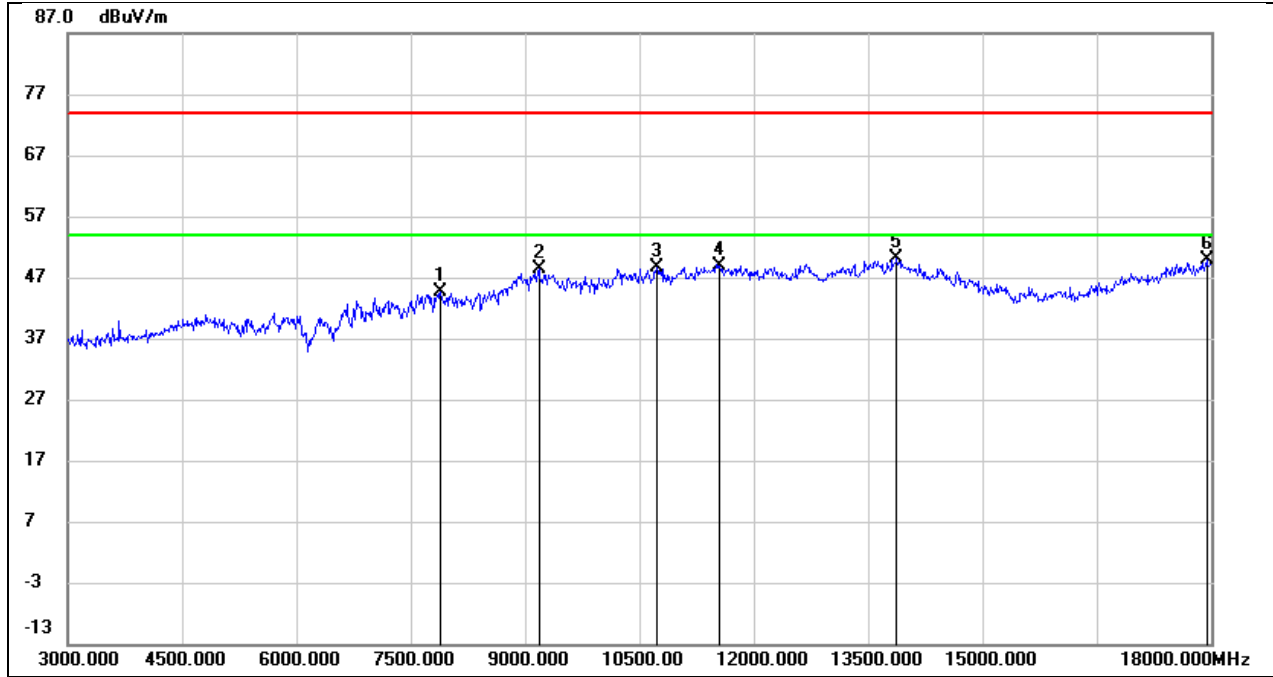
No.	Frequency (MHz)	Reading (dBuV)	Correct (dB/m)	Result (dBuV/m)	Limit (dBuV/m)	Margin (dB)	Remark
1	4695.000	42.72	-0.71	42.01	74.00	-31.99	peak
2	9210.000	37.37	10.57	47.94	74.00	-26.06	peak
3	10305.000	35.98	12.61	48.59	74.00	-25.41	peak
4	12705.000	31.54	18.06	49.60	74.00	-24.40	peak
5	13860.000	27.96	21.67	49.63	74.00	-24.37	peak
6	17985.000	24.32	25.60	49.92	74.00	-24.08	peak

Test Mode:	802.11ax HE20	Frequency(MHz):	2462
Polarity:	Vertical	Test Voltage:	DC 48 V



No.	Frequency (MHz)	Reading (dBuV)	Correct (dB/m)	Result (dBuV/m)	Limit (dBuV/m)	Margin (dB)	Remark
1	7740.000	38.20	6.32	44.52	74.00	-29.48	peak
2	9135.000	36.73	10.55	47.28	74.00	-26.72	peak
3	11025.000	34.24	14.85	49.09	74.00	-24.91	peak
4	12735.000	32.02	18.12	50.14	74.00	-23.86	peak
5	13890.000	28.71	21.72	50.43	74.00	-23.57	peak
6	17985.000	25.18	25.60	50.78	74.00	-23.22	peak

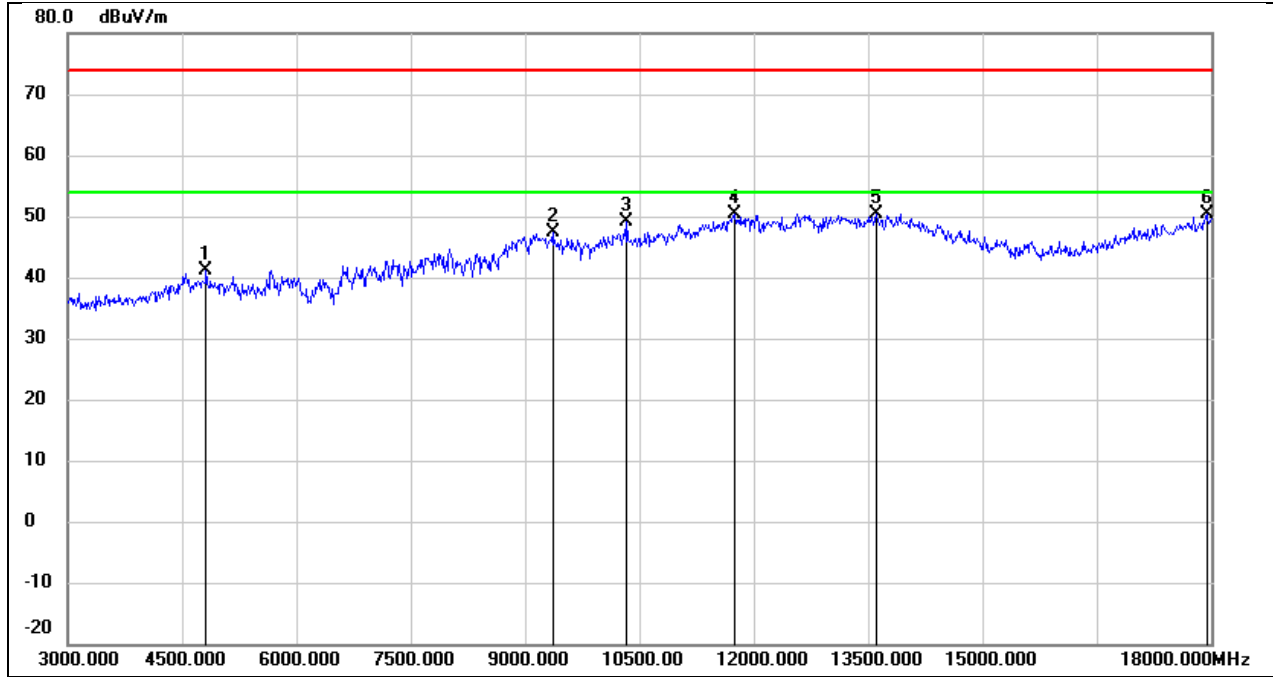
Test Mode:	802.11ax HE40	Frequency(MHz):	2422
Polarity:	Horizontal	Test Voltage:	DC 48 V



No.	Frequency (MHz)	Reading (dBuV)	Correct (dB/m)	Result (dBuV/m)	Limit (dBuV/m)	Margin (dB)	Remark
1	7890.000	38.21	6.31	44.52	74.00	-29.48	peak
2	9180.000	37.75	10.56	48.31	74.00	-25.69	peak
3	10725.000	34.74	13.79	48.53	74.00	-25.47	peak
4	11550.000	32.07	16.74	48.81	74.00	-25.19	peak
5	13875.000	28.52	21.70	50.22	74.00	-23.78	peak
6	17940.000	24.44	25.34	49.78	74.00	-24.22	peak

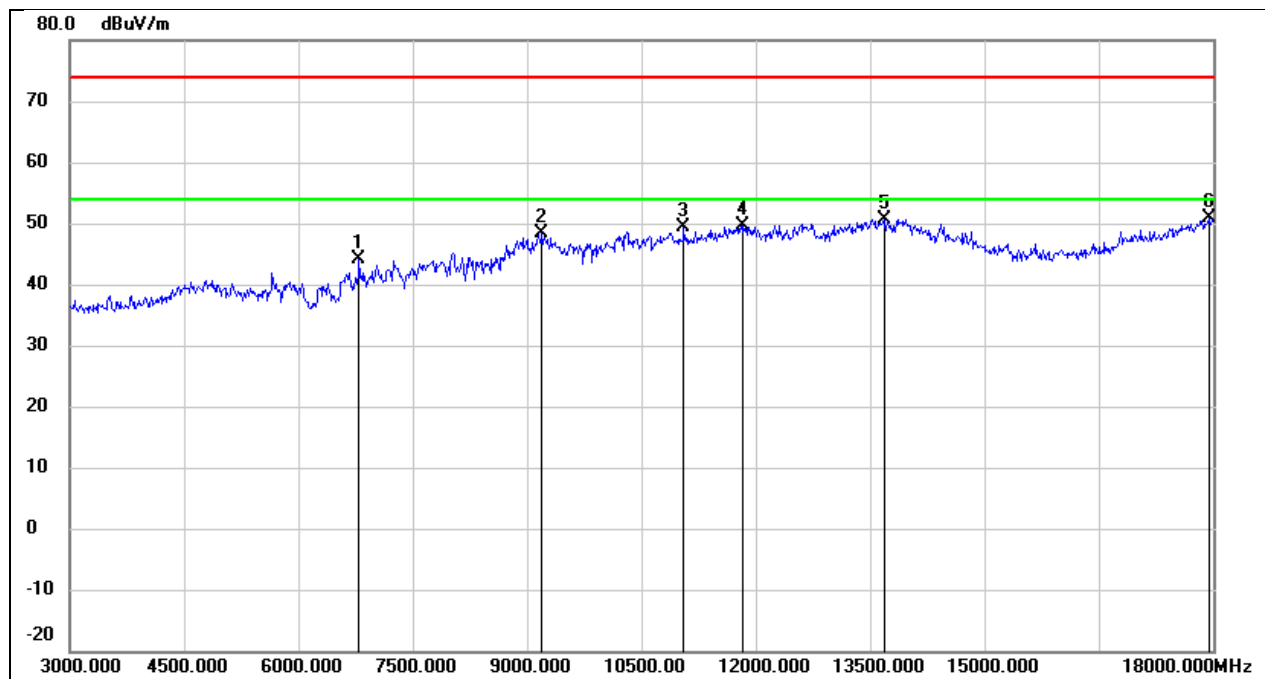


Test Mode:	802.11ax HE40	Frequency(MHz):	2422
Polarity:	Vertical	Test Voltage:	DC 48 V



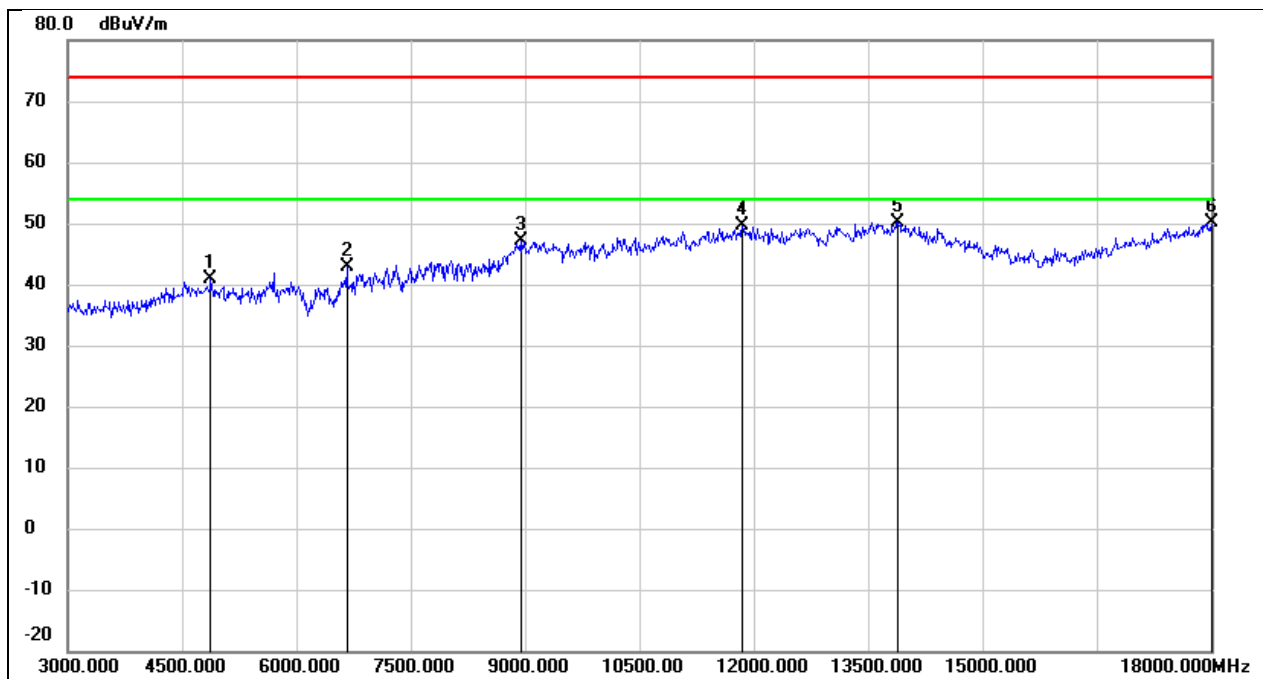
No.	Frequency (MHz)	Reading (dBuV)	Correct (dB/m)	Result (dBuV/m)	Limit (dBuV/m)	Margin (dB)	Remark
1	4815.000	41.47	-0.26	41.21	74.00	-32.79	peak
2	9360.000	36.85	10.64	47.49	74.00	-26.51	peak
3	10335.000	36.43	12.67	49.10	74.00	-24.90	peak
4	11745.000	33.02	17.27	50.29	74.00	-23.71	peak
5	13605.000	29.14	21.12	50.26	74.00	-23.74	peak
6	17940.000	24.94	25.34	50.28	74.00	-23.72	peak

Test Mode:	802.11ax HE40	Frequency(MHz):	2427
Polarity:	Horizontal	Test Voltage:	DC 48 V



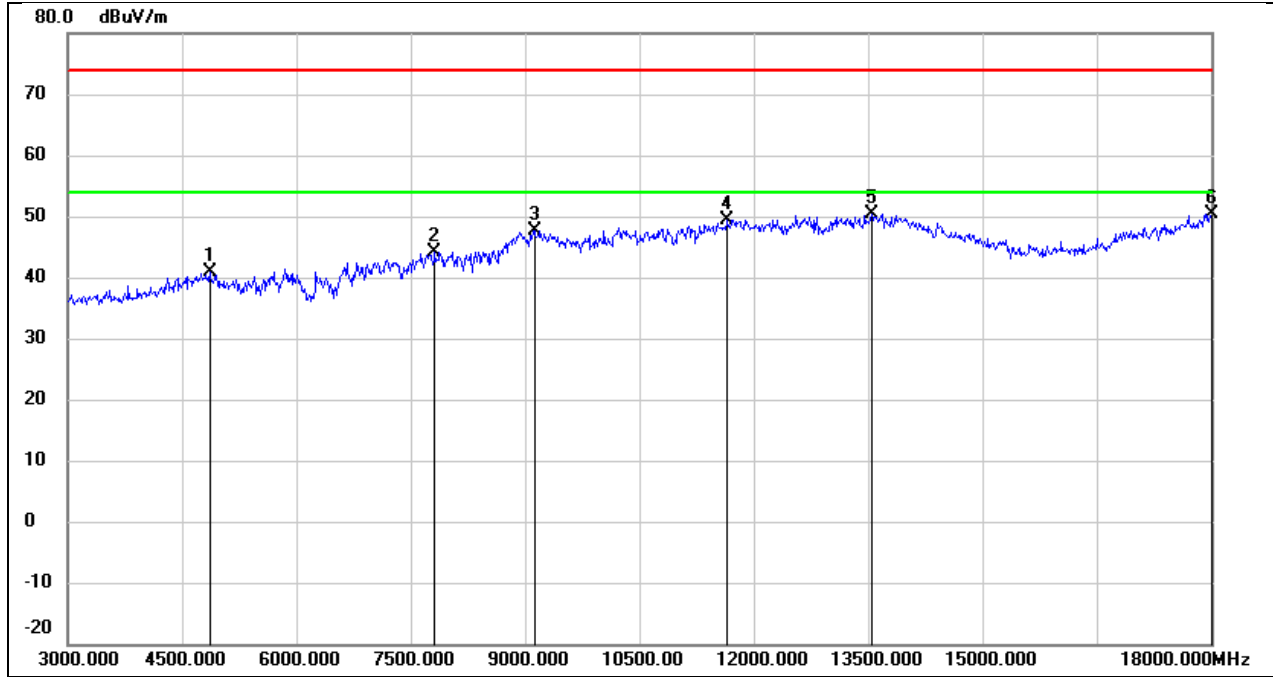
No.	Frequency (MHz)	Reading (dBuV)	Correct (dB/m)	Result (dBuV/m)	Limit (dBuV/m)	Margin (dB)	Remark
1	6795.000	38.47	5.68	44.15	74.00	-29.85	peak
2	9195.000	37.84	10.56	48.40	74.00	-25.60	peak
3	11055.000	34.45	14.96	49.41	74.00	-24.59	peak
4	11835.000	32.23	17.51	49.74	74.00	-24.26	peak
5	13680.000	29.34	21.29	50.63	74.00	-23.37	peak
6	17940.000	25.61	25.34	50.95	74.00	-23.05	peak

Test Mode:	802.11ax HE40	Frequency(MHz):	2427
Polarity:	Vertical	Test Voltage:	DC 48 V



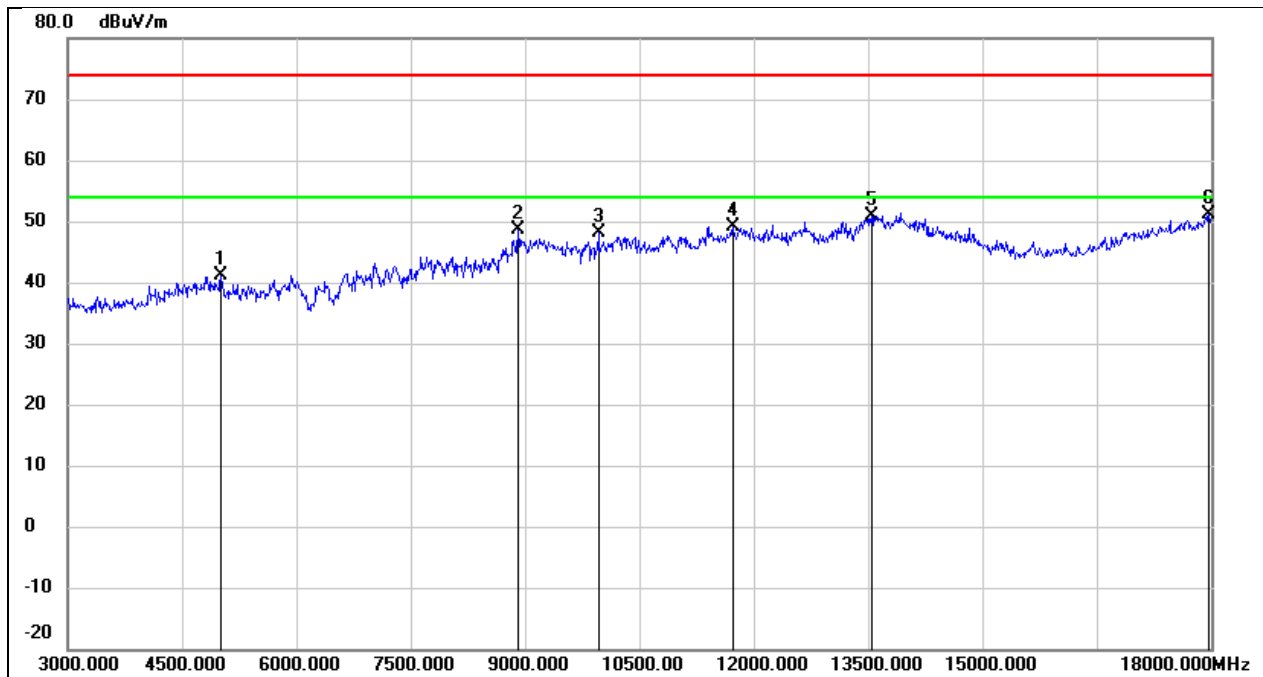
No.	Frequency (MHz)	Reading (dBuV)	Correct (dB/m)	Result (dBuV/m)	Limit (dBuV/m)	Margin (dB)	Remark
1	4875.000	40.91	-0.03	40.88	74.00	-33.12	peak
2	6660.000	37.90	5.02	42.92	74.00	-31.08	peak
3	8940.000	36.99	10.04	47.03	74.00	-26.97	peak
4	11850.000	32.09	17.56	49.65	74.00	-24.35	peak
5	13890.000	28.48	21.72	50.20	74.00	-23.80	peak
6	18000.000	24.50	25.69	50.19	74.00	-23.81	peak

Test Mode:	802.11ax HE40	Frequency(MHz):	2437
Polarity:	Horizontal	Test Voltage:	DC 48 V



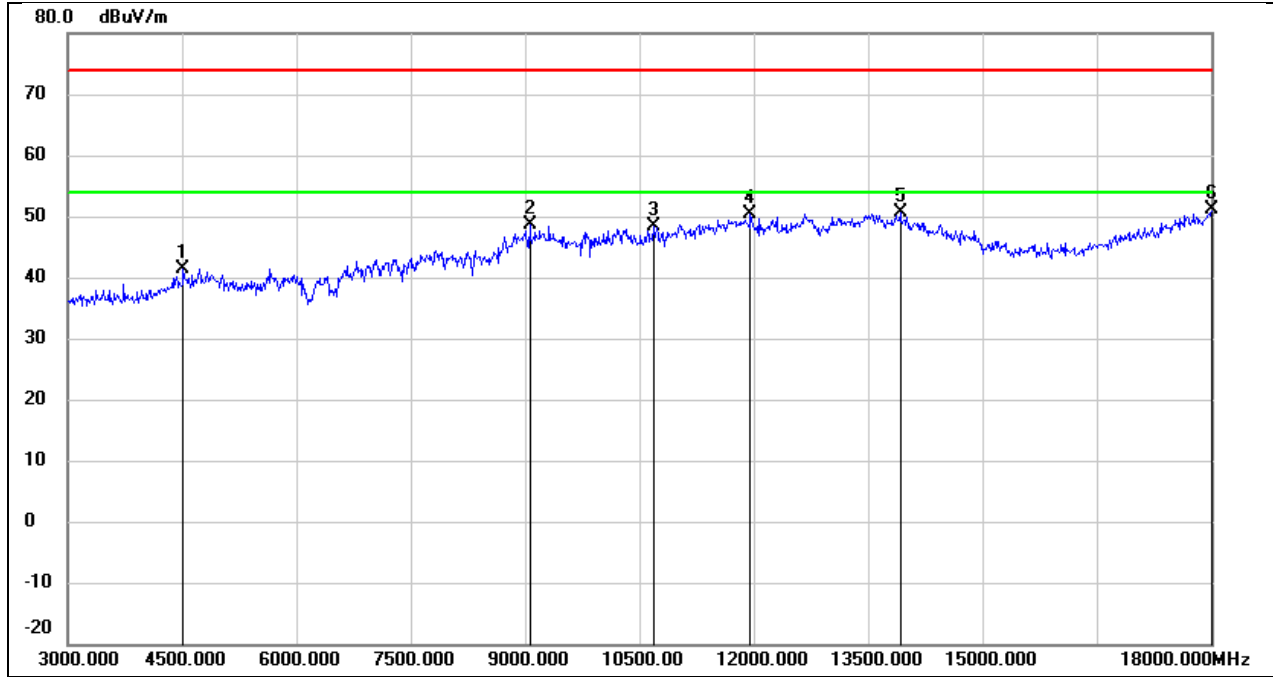
No.	Frequency (MHz)	Reading (dBuV)	Correct (dB/m)	Result (dBuV/m)	Limit (dBuV/m)	Margin (dB)	Remark
1	4860.000	40.99	-0.09	40.90	74.00	-33.10	peak
2	7815.000	37.78	6.32	44.10	74.00	-29.90	peak
3	9120.000	37.16	10.53	47.69	74.00	-26.31	peak
4	11655.000	32.45	17.01	49.46	74.00	-24.54	peak
5	13545.000	29.50	20.99	50.49	74.00	-23.51	peak
6	18000.000	24.72	25.69	50.41	74.00	-23.59	peak

Test Mode:	802.11ax HE40	Frequency(MHz):	2437
Polarity:	Vertical	Test Voltage:	DC 48 V



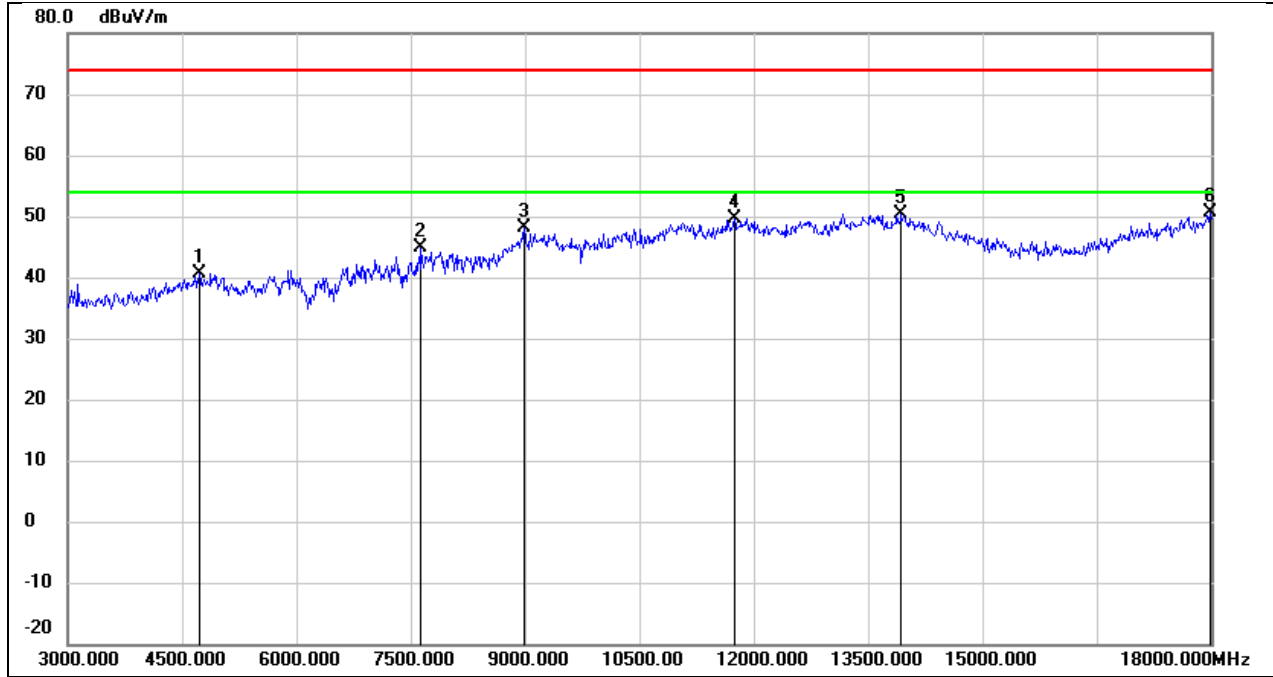
No.	Frequency (MHz)	Reading (dBuV)	Correct (dB/m)	Result (dBuV/m)	Limit (dBuV/m)	Margin (dB)	Remark
1	5010.000	40.65	0.46	41.11	74.00	-32.89	peak
2	8910.000	38.83	9.82	48.65	74.00	-25.35	peak
3	9960.000	36.20	11.90	48.10	74.00	-25.90	peak
4	11730.000	32.01	17.22	49.23	74.00	-24.77	peak
5	13545.000	29.97	20.99	50.96	74.00	-23.04	peak
6	17970.000	25.65	25.51	51.16	74.00	-22.84	peak

Test Mode:	802.11ax HE40	Frequency(MHz):	2447
Polarity:	Horizontal	Test Voltage:	DC 48 V



No.	Frequency (MHz)	Reading (dBuV)	Correct (dB/m)	Result (dBuV/m)	Limit (dBuV/m)	Margin (dB)	Remark
1	4515.000	42.77	-1.40	41.37	74.00	-32.63	peak
2	9060.000	38.15	10.51	48.66	74.00	-25.34	peak
3	10680.000	34.82	13.62	48.44	74.00	-25.56	peak
4	11955.000	32.52	17.83	50.35	74.00	-23.65	peak
5	13920.000	28.85	21.79	50.64	74.00	-23.36	peak
6	18000.000	25.41	25.69	51.10	74.00	-22.90	peak

Test Mode:	802.11ax HE40	Frequency(MHz):	2447
Polarity:	Vertical	Test Voltage:	DC 48 V



No.	Frequency (MHz)	Reading (dBuV)	Correct (dB/m)	Result (dBuV/m)	Limit (dBuV/m)	Margin (dB)	Remark
1	4725.000	41.27	-0.59	40.68	74.00	-33.32	peak
2	7635.000	38.49	6.33	44.82	74.00	-29.18	peak
3	8985.000	37.65	10.37	48.02	74.00	-25.98	peak
4	11745.000	32.33	17.27	49.60	74.00	-24.40	peak
5	13935.000	28.64	21.82	50.46	74.00	-23.54	peak
6	17985.000	25.07	25.60	50.67	74.00	-23.33	peak