

CFR 47 FCC PART 15 SUBPART E

TEST REPORT

For

AX1800 Indoor/Outdoor Wi-Fi 6 Access Point

MODEL NUMBER: EAP623-Outdoor HD

REPORT NUMBER: 4791040134-1-RF-2

ISSUE DATE: November 22, 2023

FCC ID: 2BCGWEAP623ODHD

Prepared for

Big Field Global PTE. Ltd.

7 Temasek Boulevard #29-03 Suntec Tower One, Singapore 038987

Prepared by

UL Verification Services (Guangzhou) Co., Ltd, Song Shan Lake Branch

Building 10, Innovation Technology Park, No. 1, Li Bin Road, Song Shan Lake Hi-Tech Development Zone Dongguan, 523808, People's Republic of China

Tel: +86 769 22038881

Fax: +86 769 33244054

Website: www.ul.com

Revision History

Rev.	Issue Date	Revisions	Revised By
V0	November 22, 2023	Initial Issue	

Summary of Test Results

Test Item	Clause	Limit/Requirement	Result
ON TIME AND DUTY CYCLE	ANSI C63.10-2013, Clause 12.2	None; for reporting purposes only.	Pass
6dB AND 26dB EMISSION BANDWIDTH AND 99% OCCUPIED BANDWIDTH	KDB 789033 D02 v02r01 Section C.1	FCC Part 15.407 (a)/(e),	Compliance
CONDUCTED OUTPUT POWER	KDB 789033 D02 v02r01 Section E.3.a (Method PM)	FCC 15.407 (a)	Pass
POWER SPECTRAL DENSITY	KDB 789033 D02 v02r01 Section F	FCC 15.407 (a)	Pass
AC Power Line Conducted Emission	ANSI C63.10-2013, Clause 6.2.	FCC 15.207	Pass
Radiated Emissions and Band Edge Measurement	KDB 789033 D02 v02r01 Section G.3, G.4, G.5, and G.6	FCC 15.407 (b) FCC 15.209 FCC 15.205	Pass
FREQUENCY STABILITY	ANSI C63.10-2013, Clause 6.8	FCC 15.407 (g)	Pass
Antenna Requirement	N/A	FCC 47 CFR Part 15.203/ 15.407(a)(1) (2),	Pass

Note:

1. N/A: In this whole report not applicable.

*This test report is only published to and used by the applicant, and it is not for evidence purpose in China.

*The measurement result for the sample received is <Pass> according to <CFR 47 FCC PART 15 SUBPART E> when <Simple Acceptance> decision rule is applied.

CONTENTS

1. ATTESTATION OF TEST RESULTS.....	6
2. TEST METHODOLOGY.....	7
3. FACILITIES AND ACCREDITATION.....	7
4. CALIBRATION AND UNCERTAINTY	8
4.1. <i>MEASURING INSTRUMENT CALIBRATION</i>	<i>8</i>
4.2. <i>MEASUREMENT UNCERTAINTY.....</i>	<i>8</i>
5. EQUIPMENT UNDER TEST	9
5.1. <i>DESCRIPTION OF EUT</i>	<i>9</i>
5.2. <i>CHANNEL LIST</i>	<i>10</i>
5.3. <i>MAXIMUM POWER.....</i>	<i>11</i>
5.4. <i>TEST CHANNEL CONFIGURATION.....</i>	<i>12</i>
5.5. <i>THE WORSE CASE POWER SETTING PARAMETER.....</i>	<i>14</i>
5.6. <i>WORSE CASE CONFIGURATIONS.....</i>	<i>16</i>
5.7. <i>DESCRIPTION OF AVAILABLE ANTENNAS</i>	<i>17</i>
5.8. <i>SUPPORT UNITS FOR SYSTEM TEST</i>	<i>18</i>
6. MEASURING EQUIPMENT AND SOFTWARE USED.....	19
7. ANTENNA PORT TEST RESULTS	22
7.1. <i>ON TIME AND DUTY CYCLE.....</i>	<i>22</i>
7.2. <i>6DB AND 26DB EMISSION BANDWIDTH AND 99% OCCUPIED BANDWIDTH ...</i>	<i>23</i>
7.3. <i>CONDUCTED OUTPUT POWER.....</i>	<i>25</i>
7.4. <i>POWER SPECTRAL DENSITY</i>	<i>27</i>
7.5. <i>FREQUENCY STABILITY.....</i>	<i>29</i>
8. RADIATED TEST RESULTS.....	31
8.1. <i>RESTRICTED BANDEDGE</i>	<i>39</i>
8.2. <i>SPURIOUS EMISSIONS(1 GHZ~7 GHZ)</i>	<i>122</i>
8.3. <i>SPURIOUS EMISSIONS(7 GHZ~18 GHZ)</i>	<i>148</i>
8.4. <i>SPURIOUS EMISSIONS(9 KHZ~30 MHZ)</i>	<i>290</i>
8.5. <i>SPURIOUS EMISSIONS(18 GHZ~26 GHZ)</i>	<i>293</i>
8.6. <i>SPURIOUS EMISSIONS(26 GHZ~40 GHZ)</i>	<i>295</i>
8.7. <i>SPURIOUS EMISSIONS(30 MHZ~1 GHZ).....</i>	<i>297</i>
9. AC POWER LINE CONDUCTED EMISSION	303
10. ANTENNA REQUIREMENT	307
11. TEST DATA.....	308

Appendix A: Duty Cycle.....	308
Appendix B: Maximum Conducted Output Power	312
Appendix C: -26dB Bandwidth	316
Appendix D: Occupied Channel Bandwidth.....	355
Appendix E: Maximum Power Spectral Density Level.....	405
Appendix F: -6dB Bandwidth	454
Appendix G: Frequency Stability	470

1. ATTESTATION OF TEST RESULTS

Applicant Information

Company Name: Big Field Global PTE. Ltd.
 Address: 7 Temasek Boulevard #29-03 Suntec Tower One, Singapore 038987

Manufacturer Information

Company Name: Big Field Global PTE. Ltd.
 Address: 7 Temasek Boulevard #29-03 Suntec Tower One, Singapore 038987

EUT Information

EUT Name: AX1800 Indoor/Outdoor Wi-Fi 6 Access Point
 Model: EAP623-Outdoor HD
 Brand: tp-link
 Sample Received Date: October 11, 2023
 Sample Status: Normal
 Sample ID: 6535576
 Date of Tested: October 12, 2023 to November 22, 2023

APPLICABLE STANDARDS	
STANDARD	TEST RESULTS
CFR 47 FCC PART 15 SUBPART E	Pass

Prepared By:



Fanny Huang
 Engineer Project Associate

Checked By:



Denny Huang
 Senior Project Engineer

Approved By:



Stephen Guo
 Operations Manager

2. TEST METHODOLOGY

All tests were performed in accordance with the standard CFR 47 FCC PART 15 SUBPART E , ANSI C63.10-2013, CFR 47 FCC Part 2, KDB 789033 D02 v02r01, KDB414788 D01 Radiated Test Site v01, KDB 662911 D01 Multiple Transmitter Output v02r01.

3. FACILITIES AND ACCREDITATION

Accreditation Certificate	<p>A2LA (Certificate No.: 4102.01) UL Verification Services (Guangzhou) Co., Ltd. Song Shan Lake Branch. has been assessed and proved to be in compliance with A2LA.</p> <p>FCC (FCC Designation No.: CN1187) UL Verification Services (Guangzhou) Co., Ltd. Song Shan Lake Branch. Has been recognized to perform compliance testing on equipment subject to the Commission's Declaration of Conformity (DoC) and Certification rules</p> <p>ISED (Company No.: 21320) UL Verification Services (Guangzhou) Co., Ltd. Song Shan Lake Branch. has been registered and fully described in a report filed with ISED. The Company Number is 21320 and the test lab Conformity Assessment Body Identifier (CABID) is CN0046.</p> <p>VCCI (Registration No.: G-20019, R-20004, C-20012 and T-20011) UL Verification Services (Guangzhou) Co., Ltd. Song Shan Lake Branch. has been assessed and proved to be in compliance with VCCI, the Membership No. is 3793. Facility Name: Chamber D, the VCCI registration No. is G-20019 and R-20004 Shielding Room B , the VCCI registration No. is C-20012 and T-20011</p>
---------------------------	--

Note 1:

All tests measurement facilities use to collect the measurement data are located at Building 10, Innovation Technology Park, No. 1, Li Bin Road, Song Shan Lake Hi-Tech Development Zone Dongguan, 523808, People's Republic of China.

Note 2:

The test anechoic chamber in UL Verification Services (Guangzhou) Co., Ltd. Song Shan Lake Branch had been calibrated and compared to the open field sites and the test anechoic chamber is shown to be equivalent to or worst case from the open field site.

Note 3:

For below 30 MHz, lab had performed measurements at test anechoic chamber and comparing to measurements obtained on an open field site. And these measurements below 30 MHz had been correlated to measurements performed on an OFS.

4. CALIBRATION AND UNCERTAINTY

4.1. MEASURING INSTRUMENT CALIBRATION

The measuring equipment utilized to perform the tests documented in this report has been calibrated in accordance with the manufacturer's recommendations and is traceable to recognized national standards.

4.2. MEASUREMENT UNCERTAINTY

Where relevant, the following measurement uncertainty levels have been estimated for tests performed on the apparatus:

Test Item	Uncertainty
Conduction emission	3.62 dB
Radiated Emission (Included Fundamental Emission) (9 kHz ~ 30 MHz)	2.2 dB
Radiated Emission (Included Fundamental Emission) (30 MHz ~ 1 GHz)	4.00 dB
Radiated Emission (Included Fundamental Emission) (1 GHz to 40 GHz)	5.78 dB (1 GHz ~ 18 GHz)
	5.23 dB (18 GHz ~ 26 GHz)
	5.37 dB (26 GHz ~ 40 GHz)
Duty Cycle	±0.028%
Emission Bandwidth and 99% Occupied Bandwidth	±0.0196%
Maximum Conducted Output Power	±0.766 dB
Maximum Power Spectral Density Level	±1.22 dB
Frequency Stability	±2.76%
Conducted Band-edge Compliance	±1.328 dB
Conducted Unwanted Emissions In Non-restricted Frequency Bands	±0.746 dB (9 kHz ~ 1 GHz)
	±1.328dB (1 GHz ~ 26 GHz)
Note: This uncertainty represents an expanded uncertainty expressed at approximately the 95% confidence level using a coverage factor of k=2.	

5. EQUIPMENT UNDER TEST

5.1. DESCRIPTION OF EUT

EUT Name	AX1800 Indoor/Outdoor Wi-Fi 6 Access Point
Model	EAP623-Outdoor HD
Frequency Range:	5180 MHz to 5240 MHz 5260 MHz to 5320 MHz 5500 MHz to 5700 MHz 5745 MHz to 5825 MHz
DFS Operational mode:	Master & Mesh
Type of Modulation:	IEEE 802.11a: OFDM(64QAM, 16QAM, QPSK, BPSK) IEEE 802.11n: OFDM(64QAM, 16QAM, QPSK, BPSK) IEEE 802.11ac: OFDM(256QAM, 64QAM, 16QAM, QPSK, BPSK)IEEE 802.11ax: OFDMA(1024QAM,256QAM, 64QAM, 16QAM, QPSK, BPSK)
Radio Technology:	IEEE802.11b/g/n HT20/n HT40/ ac VHT20/ac VHT40/ac VHT80/ ax HE20/ax HE40/ax HE80
Normal Test Voltage:	DC 48 V via POE adapter

5.2. CHANNEL LIST

UNII-1 (For Bandwidth=20MHz)		UNII-1 (For Bandwidth=40MHz)		UNII-1 (For Bandwidth=80MHz)	
Channel	Frequency (MHz)	Channel	Frequency (MHz)	Channel	Frequency (MHz)
36	5180	38	5190	42	5210
40	5200	46	5230		
44	5220				
48	5240				

UNII-2A (For Bandwidth=20MHz)		UNII-2A (For Bandwidth=40MHz)		UNII-2A (For Bandwidth=80MHz)	
Channel	Frequency (MHz)	Channel	Frequency (MHz)	Channel	Frequency (MHz)
52	5260	54	5270	58	5290
56	5280	62	5310		
60	5300				
64	5320				

UNII-2C (For Bandwidth=20MHz)		UNII-2C (For Bandwidth=40MHz)		UNII-2C (For Bandwidth=80MHz)	
Channel	Frequency (MHz)	Channel	Frequency (MHz)	Channel	Frequency (MHz)
100	5500	102	5510	106	5530
104	5520	110	5550	122	*5610
108	5540	118	*5590	/	/
112	5560	126	*5630		
116	5580	134	5670		
120	*5600	/	/		
124	*5620				
128	*5640				
132	5660				
136	5680				
140	5700				
/	/				

* Note: Not operational in Canada.

UNII-3 (For Bandwidth=20MHz)		UNII-3 (For Bandwidth=40MHz)		UNII-3 (For Bandwidth=80MHz)	
Channel	Frequency (MHz)	Channel	Frequency (MHz)	Channel	Frequency (MHz)
149	5745	151	5755	155	5775
153	5765	159	5795		
157	5785				
161	5805				
165	5825				

5.3. MAXIMUM POWER

IEEE Std. 802.11	Frequency (MHz)	Maximum Average Conducted Power (dBm)
a	5180 ~ 5825	26.28
n HT20		26.70
n HT40		25.85
ac VHT80		21.62
ax HE20		27.02
ax HE40		25.79
ax HE80		20.71

5.4. TEST CHANNEL CONFIGURATION

UNII-1 Test Channel Configuration		
IEEE Std.	Test Channel Number	Frequency
802.11a	CH 36(Low Channel), CH 40(MID Channel), CH 48(High Channel)	5180 MHz, 5200 MHz, 5240 MHz
802.11n HT20	CH 36(Low Channel), CH 40(MID Channel), CH 48(High Channel)	5180 MHz, 5200 MHz, 5240 MHz
802.11n HT40	CH 38(Low Channel), CH 46(High Channel)	5190 MHz, 5230 MHz
802.11ac VHT80	CH 42(Low Channel)	5210 MHz
802.11ax HE20	CH 36(Low Channel), CH 40(MID Channel), CH 48(High Channel)	5180 MHz, 5200 MHz, 5240 MHz
802.11ax HE40	CH 38(Low Channel), CH 46(High Channel)	5190 MHz, 5230 MHz
802.11ax HE80	CH 42(Low Channel)	5210 MHz

UNII-2A Test Channel Configuration		
IEEE Std.	Test Channel Number	Frequency
802.11a	CH 52(Low Channel), CH 56(MID Channel), CH 64(High Channel)	5260 MHz, 5280 MHz, 5320 MHz
802.11n HT20	CH 52(Low Channel), CH 56(MID Channel), CH 64(High Channel)	5260 MHz, 5280 MHz, 5320 MHz
802.11n HT40	CH 54(Low Channel), CH 62(High Channel)	5270 MHz, 5310 MHz
802.11ac VHT80	CH 58(Low Channel)	5290 MHz
802.11ax HE20	CH 52(Low Channel), CH 56(MID Channel), CH 64(High Channel)	5260 MHz, 5280 MHz, 5320 MHz
802.11ax HE40	CH 54(Low Channel), CH 62(High Channel)	5270 MHz, 5310 MHz
802.11ax HE80	CH 58(Low Channel)	5290 MHz

UNII-2C Test Channel Configuration		
IEEE Std.	Test Channel Number	Frequency
802.11a	CH 100(Low Channel), CH 116(MID Channel), CH 140(High Channel)	5500 MHz, 5580 MHz, 5700 MHz
802.11n HT20	CH 100(Low Channel), CH 116(MID Channel), CH 140(High Channel)	5500 MHz, 5580 MHz, 5700 MHz
802.11n HT40	CH 102(Low Channel), CH 110(MID Channel), CH 134(High Channel)	5510 MHz, 5550 MHz, 5670 MHz
802.11ac VHT80	CH 102(Low Channel), CH 122(High Channel)	5530 MHz, 5610 MHz
802.11ax HE20	CH 100(Low Channel), CH 116(MID Channel), CH 140(High Channel)	5500 MHz, 5580 MHz, 5700 MHz
802.11ax HE40	CH 102(Low Channel), CH 110(MID Channel), CH 134(High Channel)	5510 MHz, 5550 MHz, 5670 MHz
802.11ax HE80	CH 102(Low Channel), CH 122(High Channel)	5530 MHz, 5610 MHz

UNII-3 Test Channel Configuration

IEEE Std.	Test Channel Number	Frequency
802.11a	CH 149(Low Channel), CH 157(MID Channel), CH 165(High Channel)	5745 MHz, 5785 MHz, 5825 MHz
802.11n HT20	CH 149(Low Channel), CH 157(MID Channel), CH 165(High Channel)	5745 MHz, 5785 MHz, 5825 MHz
802.11n HT40	CH 151(Low Channel), CH 159(High Channel)	5755MHz, 5795MHz
802.11ac VHT80	CH 155(Low Channel)	5775 MHz
802.11ax HE20	CH 149(Low Channel), CH 157(MID Channel), CH 165(High Channel)	5745 MHz, 5785 MHz, 5825 MHz
802.11ax HE40	CH 151(Low Channel), CH 159(High Channel)	5755MHz, 5795MHz
802.11ax HE80	CH 155(Low Channel)	5775 MHz

5.5. THE WORSE CASE POWER SETTING PARAMETER

The Worse Case Power Setting Parameter	
Test Software	QSPR

Mode	Freq(MHz)	Tx power level(dBm)
		ANT 3 & ANT 4
802.11a-CDD	5180	19
	5200	24
	5240	24
	5260	19
	5280	19
	5320	17
	5500	16.5
	5580	18.5
	5700	9.5
	5745	24
	5785	24
	5825	24
802.11N 20M	5180	18.5
	5200	24
	5240	24
	5260	19
	5280	19
	5320	14
	5500	12
	5580	18.5
	5700	9
	5745	24
	5785	24
	5825	24
802.11N 40M	5190	13
	5230	18
	5270	18.5
	5310	13.5
	5510	12
	5550	21
	5670	16.5
	5755	22
	5795	23

802.11AC 80M	5210	13
	5290	13
	5530	12
	5610	18
	5775	18
802.11AX 20M	5180	18
	5200	24
	5240	24
	5260	19.5
	5280	19
	5320	13.5
	5500	12
	5580	18.5
	5700	9.5
	5745	24
	5785	24
5825	24	
802.11AX 40M	5190	13
	5230	17.5
	5270	18
	5310	13
	5510	12
	5550	20.5
	5670	13
	5755	21.5
	5795	22.5
802.11AX 80M	5210	13.5
	5290	13.5
	5530	12
	5610	13
	5775	18

5.6. WORSE CASE CONFIGURATIONS

The EUT was tested in the following configuration(s):

Controlled in test mode using a software application on the EUT supplied by customer. The application was used to enable a continuous transmission and to select the mode, test channels, bandwidth, data rates as required.

Test channels referring to section 5.4.

Maximum power setting referring to section 5.5.

Worst case Data Rates declared by the customer:

802.11a 20 mode: 6 Mbps
 802.11n HT20 mode: MCS0
 802.11n HT40 mode: MCS0
 802.11ac VHT20 mode: MCS0
 802.11ac VHT40 mode: MCS0
 802.11ac VHT80 mode: MCS0
 802.11ax HE20 mode: MCS0
 802.11ax HE40 mode: MCS0
 802.11ax HE80 mode: MCS0

All modes support CDD mode.

All modes support TX beamforming mode except 802.11a and 802.11n.

For 802.11ac/ax mode, the EUT support Cyclic Shift Diversity (CDD) and TX Beamforming. The conducted power of CDD mode is higher than TX Beamforming mode, and the EIRP of CDD is the same as TX Beamforming mode, so we only chose the worst-case mode CDD for final testing.

802.11n HT20/HT40 and 802.11ac VHT20/VHT40 were performed on the worst case (802.11n HT20/HT40) mode and only the worst data was recorded in this report.

The EUT has 4 antennas, ANT1, ANT2 are Horizontal antenna and support WIFI 2.4G band, AN3, ANT4 are Vertical antenna and support WIFI 2.4G band and WIFI 5G band.

The measured additional path loss was included in any path loss calculations for all RF cable used during tested.

Simultaneously Transmission Conditions:

Condition	Support Technology		Support (YES/NO)
1	WLAN (2.4G)- Vertical	WLAN (5G) - Vertical	YES
2	WLAN (2.4G)- Horizontal	WLAN (5G) - Vertical	YES
3	WLAN (2.4G)- Vertical	WLAN (2.4G)- Horizontal	NO

Note: The emission of the simultaneous operation has been evaluated and no non-compliance was found.

5.7. DESCRIPTION OF AVAILABLE ANTENNAS

Antenna No.	Frequency Band	Antenna Type	Max Antenna Gain (dBi)
3-Vertical	5150-5850	Monopole Antenna	3
4-Vertical	5150-5850	Monopole Antenna	3

The EUT support Cyclic Shift Diversity(CDD) mode.

MIMO output power port and MIMO PSD port summing were performed in accordance with KDB 662911 D01. For the CDD results the Directional Gain was calculated in accordance with the following method.

For output power measurements:

Directional gain= $G_{ANT} + \text{Array Gain} = 3 \text{ dBi}$

G_{ANT} : equal to the gain of the antenna having the highest gain

Array Gain = 0 dB (i.e., no array gain) for $N_{ANT} \leq 4$

For power spectral density (PSD) measurements:

Directional gain= $G_{ANT} + \text{Array Gain} = 6.01 \text{ dBi}$

Array Gain = $10 \log(N_{ANT}/N_{SS}) \text{ dB}$.

N_{ANT} : number of transmit antennas

N_{SS} : number of spatial streams, The worst case directional gain will occur when $N_{SS} = 1$

For TX Beamforming:

Directional gain= $G_{ANT} + 10 \log(N_{ANT}/N_{SS}) = 6.01 \text{ dBi}$

IEE Std. 802.11	Transmit and Receive Mode	Description
802.11a	☒2TX, 2RX	ANT 3 and ANT 4 can be used as transmitting/receiving antenna.
802.11n HT20	☒2TX, 2RX	ANT 3 and ANT 4 can be used as transmitting/receiving antenna.
802.11n HT40	☒2TX, 2RX	ANT 3 and ANT 4 can be used as transmitting/receiving antenna.
802.11ac VHT20	☒2TX, 2RX	ANT 3 and ANT 4 can be used as transmitting/receiving antenna.
802.11ac VHT40	☒2TX, 2RX	ANT 3 and ANT 4 can be used as transmitting/receiving antenna.
802.11ac VHT80	☒2TX, 2RX	ANT 3 and ANT 4 can be used as transmitting/receiving antenna.
802.11ax HE20	☒2TX, 2RX	ANT 3 and ANT 4 can be used as transmitting/receiving antenna.
802.11ax HE40	☒2TX, 2RX	ANT 3 and ANT 4 can be used as transmitting/receiving antenna.
802.11ax HE80	☒2TX, 2RX	ANT 3 and ANT 4 can be used as transmitting/receiving antenna.

5.8. SUPPORT UNITS FOR SYSTEM TEST

SUPPORT EQUIPMENT

Item	Equipment	Brand Name	Model Name	Remarks
1	Laptop	ThinkPad	X230i	/
2	I.T.E POWER SUPPLY	tp-link	TL-POE4824G	Input: AC 100-240 V, 50 / 60 Hz, 0.8A Output: DC 48.0 V, 0.5 A, 24.0W, +4,5pins; -7,8pins
3	UART	/	/	/

I/O CABLES

Cable No	Port	Connector Type	Cable Type	Cable Length(m)	Remarks
1	LAN1	RJ45	Unshielded	1.0 m	/
2	LAN2	RJ45	Unshielded	1.0 m	/
3	USB	/	/	1.0 m	/

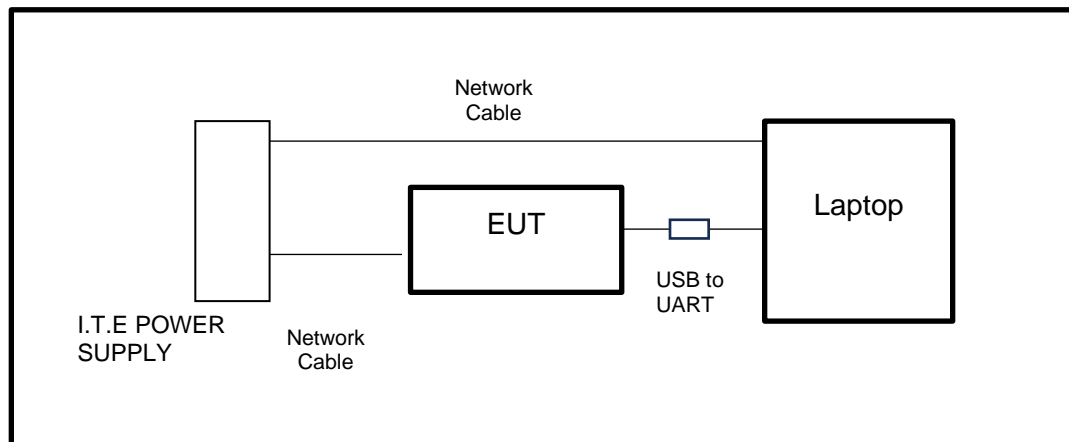
ACCESSORIES

Item	Accessory	Brand Name	Model Name	Description
/	/	/	/	/

TEST SETUP

The EUT can work in engineering mode with a software through a laptop.

SETUP DIAGRAM FOR TESTS



6. MEASURING EQUIPMENT AND SOFTWARE USED

R&S TS 8997 Test System					
Equipment	Manufacturer	Model No.	Serial No.	Last Cal.	Due. Date
Power sensor, Power Meter	R&S	OSP120	100921	Mar.31,2023	Mar.30,2024
Vector Signal Generator	R&S	SMBV100A	261637	Oct.12, 2023	Oct.11, 2024
Signal Generator	R&S	SMB100A	178553	Oct.12, 2023	Oct.11, 2024
Signal Analyzer	R&S	FSV40	101118	Oct.12, 2023	Oct.11, 2024
Software					
Description	Manufacturer	Name		Version	
For R&S TS 8997 Test System	Rohde & Schwarz	EMC 32		10.60.10	
Tonsend RF Test System					
Equipment	Manufacturer	Model No.	Serial No.	Last Cal.	Due. Date
Wideband Radio Communication Tester	R&S	CMW500	155523	Oct.12, 2023	Oct.11, 2024
Wireless Connectivity Tester	R&S	CMW270	1201.0002N75-102	Sep.25, 2023	Sep.24, 2024
PXA Signal Analyzer	Keysight	N9030A	MY55410512	Oct.12, 2023	Oct.11, 2024
MXG Vector Signal Generator	Keysight	N5182B	MY56200284	Oct.12, 2023	Oct.11, 2024
MXG Vector Signal Generator	Keysight	N5172B	MY56200301	Oct.12, 2023	Oct.11, 2024
DC power supply	Keysight	E3642A	MY55159130	Oct.12, 2023	Oct.11, 2024
Temperature & Humidity Chamber	SANMOOD	SG-80-CC-2	2088	Oct.12, 2023	Oct.11, 2024
Attenuator	Aglient	8495B	2814a12853	Oct.12, 2023	Oct.11, 2024
RF Control Unit	Tonscend	JS0806-2	23B80620666	April 18, 2023	April 17, 2024
Software					
Description	Manufacturer	Name		Version	
Tonsend SRD Test System	Tonsend	JS1120-3 RF Test System		V3.2.22	

Conducted Emissions					
Equipment	Manufacturer	Model No.	Serial No.	Last Cal.	Due Date
EMI Test Receiver	R&S	ESR3	101961	Oct.13, 2023	Oct.12, 2024
Two-Line V-Network	R&S	ENV216	101983	Oct.13, 2023	Oct.12, 2024
Artificial Mains Networks	Schwarzbeck	NSLK 8126	8126465	Oct.13, 2023	Oct.12, 2024
Software					
Description			Manufacturer	Name	Version
Test Software for Conducted Emissions			Farad	EZ-EMC	Ver. UL-3A1

Radiated Emissions					
Equipment	Manufacturer	Model No.	Serial No.	Last Cal.	Due Date
MXE EMI Receiver	KESIGHT	N9038A	MY56400036	Oct.12, 2023	Oct.11, 2024
Hybrid Log Periodic Antenna	TDK	HLP-3003C	130959	Aug.02, 2021	Aug.01, 2024
Preamplifier	HP	8447D	2944A09099	Oct.12, 2023	Oct.11, 2024
EMI Measurement Receiver	R&S	ESR26	101377	Oct.12, 2023	Oct.11, 2024
Horn Antenna	TDK	HRN-0118	130940	July 20, 2021	July 19, 2024
Preamplifier	TDK	PA-02-0118	TRS-305-00067	Oct.12, 2023	Oct.11, 2024
Horn Antenna	Schwarzbeck	BBHA9170	697	July 20, 2021	July 19, 2024
Preamplifier	TDK	PA-02-2	TRS-307-00003	Oct.12, 2023	Oct.11, 2024
Preamplifier	TDK	PA-02-3	TRS-308-00002	Oct.12, 2023	Oct.11, 2024
Loop antenna	Schwarzbeck	1519B	00008	Dec.14, 2021	Dec.13, 2024
Preamplifier	TDK	PA-02-001-3000	TRS-302-00050	Oct.12, 2023	Oct.11, 2024
High Pass Filter	Wi	WHKX10-2700-3000-18000-40SS	23	Oct.12, 2023	Oct.11, 2024
Highpass Filter	Wainwright	WHKX10-5850-6500-1800-40SS	4	Oct.12, 2023	Oct.11, 2024
Band Reject Filter	Wainwright	WRCJV12-5695-5725-5850-5880-40SS	4	Oct.12, 2023	Oct.11, 2024
Band Reject Filter	Wainwright	WRCJV20-5120-5150-5350-5380-60SS	2	Oct.12, 2023	Oct.11, 2024

Band Reject Filter	Wainwright	WRCJV20-5440-5470-5725-5755-60SS	1	Oct.12, 2023	Oct.11, 2024
Band Reject Filter	Wainwright	WRCJV8-2350-2400-2483.5-2533.5-40SS	4	Oct.12, 2023	Oct.11, 2024
Band Reject Filter	Wainwright	WRCD5-1879-1879.85-1880.15-1881-40SS	1	Oct.12, 2023	Oct.11, 2024
Notch Filter	Wainwright	WHJ10-882-980-7000-40SS	1	Oct.12, 2023	Oct.11, 2024
Highpass Filter	Xingbo	XBLBQ-GTA68	211115-2-1	Oct.12, 2023	Oct.11, 2024
Notch Filter (5905-6445 MHz)	Xingbo	XBLBQ-DZA175	210922-2-1	Oct.12, 2023	Oct.11, 2024
Notch Filter (6425-6525 MHz)	Xingbo	XBLBQ-DZA176	210922-2-2	Oct.12, 2023	Oct.11, 2024
Notch Filter (6825-7125 MHz)	Xingbo	XBLBQ-DZA177	210922-2-3	Oct.12, 2023	Oct.11, 2024
Notch Filter (6525-6875 MHz)	Xingbo	XBLBQ-DZA178	210922-2-4	Oct.12, 2023	Oct.11, 2024
Software					
Description			Manufacturer	Name	Version
Test Software for Radiated Emissions			Farad	EZ-EMC	Ver. UL-3A1

Other Instrument					
Equipment	Manufacturer	Model No.	Serial No.	Last Cal.	Due Date
Temperature humidity probe	OMEGA	ITHX-SD-5	18470007	Oct.21, 2023	Oct.20, 2024
Barometer	Yiyi	Baro	N/A	Oct.19, 2023	Oct.18, 2024
Attenuator	Agilent	8495B	2814a12853	Oct.12, 2023	Oct.11, 2024

7. ANTENNA PORT TEST RESULTS

7.1. ON TIME AND DUTY CYCLE

LIMITS

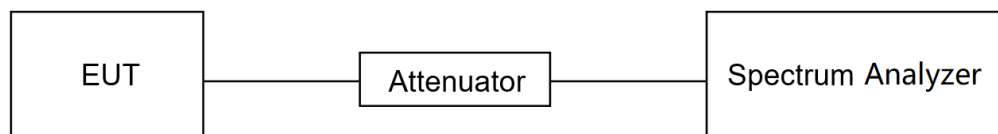
None; for reporting purposes only.

TEST PROCEDURE

Refer to KDB 789033 D02 General U-NII Test Procedures New Rules v02r01 section II.B.

The zero-span mode on a spectrum analyzer or EMI receiver, if the response time and spacing between bins on the sweep are sufficient to permit accurate measurements of the on and off times of the transmitted signal. Set the center frequency of the instrument to the center frequency of the transmission. Set RBW \geq EBW if possible; otherwise, set RBW to the largest available value. Set VBW \geq RBW. Set detector = peak or average. The zero-span measurement method shall not be used unless both RBW and VBW are $> 50/T$, where T is defined in II.B.1.a), and the number of sweep points across duration T exceeds 100. (For example, if VBW and/or RBW are limited to 3 MHz, then the zero-span method of measuring duty cycle shall not be used if $T \leq 16.7$ microseconds.)

TEST SETUP



TEST ENVIRONMENT

Temperature	24.6°C	Relative Humidity	57.2%
Atmosphere Pressure	101.3kPa	Test Voltage	DC 48 V

TEST DATE / ENGINEER

Test Date	November 2, 2023	Test By	Walker Yuan
-----------	------------------	---------	-------------

TEST RESULTS

Please refer to section "Test Data" - Appendix A

7.2. 6DB AND 26DB EMISSION BANDWIDTH AND 99% OCCUPIED BANDWIDTH

LIMITS

CFR 47 FCC Part15, Subpart E		
Test Item	Limit	Frequency Range (MHz)
26 dB Emission Bandwidth	For reporting purposes only.	5150 ~ 5250
26 dB Emission Bandwidth	For reporting purposes only.	5250 ~ 5350
26 dB Emission Bandwidth	For reporting purposes only.	5470 ~ 5725 (For FCC) 5470 ~ 5600 (For ISSED) 5650 ~ 5725 (For ISSED)
6 dB Emission Bandwidth	The minimum 6 dB emission bandwidth shall be 500 kHz.	5725 ~ 5850
99 % Occupied Bandwidth	For reporting purposes only.	5150 ~ 5825 (For ISSED)

TEST PROCEDURE

Refer to KDB 789033 D02 General U-NII Test Procedures New Rules v02r01 section II.C1. for 26 dB Emission Bandwidth; section II.C2. for 6 dB Emission Bandwidth; section II.D. for 99 % Occupied Bandwidth.

Connect the EUT to the spectrum analyser and use the following settings:

Center Frequency	The center frequency of the channel under test
Detector	Peak
RBW	For 6 dB Emission Bandwidth: RBW=100 kHz For 26 dB Emission bandwidth: approximately 1 % of the EBW. For 99 % Occupied Bandwidth: approximately 1 % ~ 5 % of the OBW.
VBW	For 6 dB Bandwidth: $\geq 3 \times \text{RBW}$ For 26 dB Bandwidth: $> 3 \times \text{RBW}$ For 99 % Bandwidth: $> 3 \times \text{RBW}$
Trace	Max hold
Sweep	Auto couple

- Use the 99 % power bandwidth function of the instrument, allow the trace to stabilize and report the measured bandwidth.
- Allow the trace to stabilize and measure the maximum width of the emission that is constrained by the frequencies associated with the two outermost amplitude points (upper and lower frequencies) that are attenuated by 6/26 dB relative to the maximum level measured in the fundamental emission.

Calculation for 99 % Bandwidth of UNII-2C and UNII-3 Straddle Channel:

For Example: Fundamental Frequency: 5720 MHz

99 % OBW: 21.00 MHz

Turning Frequency: 5725 MHz

99 % Bandwidth of UNII-2C Band Portion = $(5725 - (5720 - (21.00/2))) = 15.50$ MHz

99 % Bandwidth of UNII-3 Band Portion = $(5720 + (21.00/2) - 5725) = 5.50$ MHz

Calculation for 26 dB Bandwidth of UNII-2C Straddle Channel:

For Example: Fundamental frequency: 5720 MHz

26 dB BW: 20.00 MHz

FL: 5710.16 MHz

FH: 5730.16 MHz

Turning Frequency: 5725 MHz

26 dB Bandwidth of UNII-2C Band Portion = $5725 - 5710.16 = 14.84$ MHz

Calculation for 6dB Bandwidth of UNII-3 Straddle Channel:

For Example: Fundamental frequency: 5720 MHz

6 dB BW: 16.44 MHz

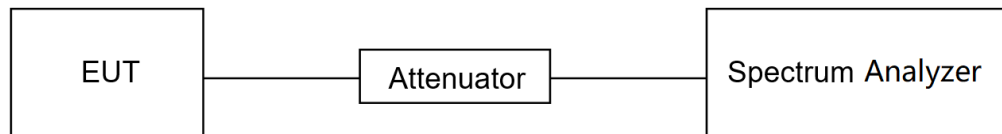
FL: 5711.76 MHz

FH: 5728.2 MHz

Turning Frequency: 5725 MHz

6 dB Bandwidth of UNII-3 band Portion = $5728.2 - 5725 = 3.2$ MHz

TEST SETUP



TEST ENVIRONMENT

Temperature	24.6°C	Relative Humidity	57.2%
Atmosphere Pressure	101.3kPa	Test Voltage	DC 48 V

TEST DATE / ENGINEER

Test Date	November 2, 2023	Test By	Walker Yuan
-----------	------------------	---------	-------------

TEST RESULTS

Please refer to section "Test Data" - Appendix C&D&F

7.3. CONDUCTED OUTPUT POWER

LIMITS

CFR 47 FCC Part15, Subpart E		
Test Item	Limit	Frequency Range (MHz)
Conducted Output Power	<input checked="" type="checkbox"/> Outdoor Access Point: 1 W (30 dBm) <input checked="" type="checkbox"/> Indoor Access Point: 1 W (30 dBm) <input type="checkbox"/> Fixed Point-To-Point Access Points: 1 W (30 dBm) <input type="checkbox"/> Client Devices: 250 mW (24 dBm)	5150 ~ 5250
	Shall not exceed the lesser of 250 mW (24dBm) or 11 dBm + 10 log B, where B is the 26 dB emission bandwidth in megahertz.	5250 ~ 5350 5470 ~ 5725
	Shall not exceed 1 Watt (30 dBm).	5725 ~ 5850

Note:

The above limits are based upon the maximum antenna gain does not exceed 6 dBi. If transmitting antennas of directional gain greater than 6 dBi are used, the maximum conducted output power shall be reduced by the amount in dB that the directional gain of the antenna exceeds 6 dBi.

TEST PROCEDURE

Refer to KDB 789033 D02 General U-NII Test Procedures New Rules v02r01 section II.E.

Method SA-2 (trace averaging across ON and OFF times of the EUT transmissions, followed by duty cycle correction.):

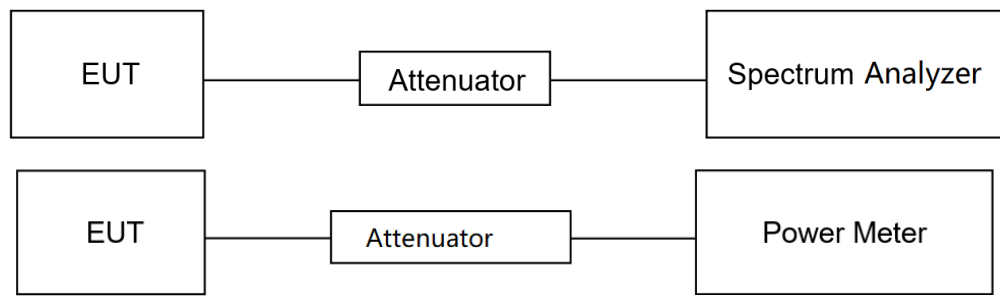
- (a) Measure the duty cycle D of the transmitter output signal.
- (b) Set span to encompass the entire 26 dB EBW or 99% OBW of the signal.
- (c) Set RBW = 1 MHz.
- (d) Set VBW \geq 3 MHz.
- (e) Number of points in sweep \geq $[2 \times \text{span} / \text{RBW}]$. (This gives bin-to-bin spacing \leq RBW / 2, so that narrowband signals are not lost between frequency bins.)
- (f) Sweep time = auto.
- (g) Detector = RMS (i.e., power averaging), if available. Otherwise, use sample detector mode.
- (h) Do not use sweep triggering. Allow the sweep to “free run.”
- (i) Trace average at least 100 traces in power averaging (rms) mode; however, the number of traces to be averaged shall be increased above 100 as needed such that the average accurately represents the true average over the ON and OFF periods of the transmitter.
- (j) Compute power by integrating the spectrum across the 26 dB EBW or 99% OBW of the signal using the instrument’s band power measurement function with band limits set equal to the EBW or OBW band edges. If the instrument does not have a band power function, then sum the spectrum levels (in power units) at 1 MHz intervals extending across the 26 dB EBW or 99% OBW of the spectrum.
- (k) Add $[10 \log (1 / D)]$, where D is the duty cycle, to the measured power to compute the average power during the actual transmission times (because the measurement represents an average over both the ON and OFF times of the transmission). For example, add $[10 \log (1 / 0.25)] = 6$ dB if the duty cycle is 25%.

Method PM (Measurement using an RF average power meter):

- (i) Measurements may be performed using a wideband RF power meter with a thermocouple detector or equivalent if all of the following conditions are satisfied:
- a. The EUT is configured to transmit continuously or to transmit with a constant duty cycle.
 - b. At all times when the EUT is transmitting, it must be transmitting at its maximum power control level.
 - c. The integration period of the power meter exceeds the repetition period of the transmitted signal by at least a factor of five.
- (ii) If the transmitter does not transmit continuously, measure the duty cycle, x , of the transmitter output signal as described in II.B.
- (iii) Measure the average power of the transmitter. This measurement is an average over both the on and off periods of the transmitter.
- (iv) Adjust the measurement in dBm by adding $10 \log (1/x)$ where x is the duty cycle (e.g., $10 \log (1/0.25)$ if the duty cycle is 25 %).

Note: Method SA-2 was used for straddle channel output power test, and Method PM was used for testing rest channels

TEST SETUP



TEST ENVIRONMENT

Temperature	24.6°C	Relative Humidity	57.2%
Atmosphere Pressure	101.3kPa	Test Voltage	DC 48 V

TEST DATE / ENGINEER

Test Date	November 2, 2023	Test By	Walker Yuan
-----------	------------------	---------	-------------

TEST RESULTS

Please refer to section "Test Data" - Appendix B

7.4. POWER SPECTRAL DENSITY

LIMITS

CFR 47 FCC Part15, Subpart E		
Test Item	Limit	Frequency Range (MHz)
Power Spectral Density	<input checked="" type="checkbox"/> Outdoor Access Point: 17 dBm/MHz <input checked="" type="checkbox"/> Indoor Access Point: 17 dBm/MHz <input type="checkbox"/> Fixed Point-To-Point Access Points: 17 dBm/MHz <input type="checkbox"/> Client Devices: 11 dBm/MHz	5150 ~ 5250
	11 dBm/MHz	5250 ~ 5350 5470 ~ 5725
	30 dBm/500kHz	5725 ~ 5850

Note:

The above limits are based upon the maximum antenna gain does not exceed 6 dBi.

If transmitting antennas of directional gain greater than 6 dBi are used, maximum power spectral density shall be reduced by the amount in dB that the directional gain of the antenna exceeds 6 dBi.

TEST PROCEDURE

Refer to KDB 789033 D02 General U-NII Test Procedures New Rules v02r01 section II.F.

Connect the EUT to the spectrum analyzer and use the following settings:

For U-NII-1, U-NII-2A and U-NII-2C band:

Center Frequency	The center frequency of the channel under test
Detector	RMS
RBW	1 MHz
VBW	$\geq 3 \times$ RBW
Span	Encompass the entire emissions bandwidth (EBW) of the signal
Trace	Max hold
Sweep time	Auto

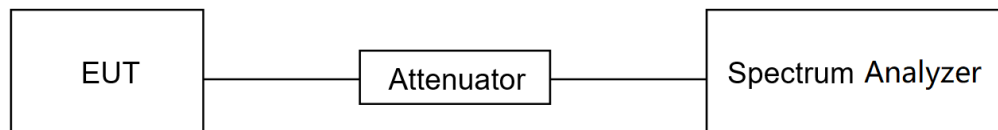
For U-NII-3:

Center Frequency	The center frequency of the channel under test
Detector	RMS
RBW	500 kHz
VBW	$\geq 3 \times$ RBW
Span	Encompass the entire emissions bandwidth (EBW) of the signal
Trace	Max hold
Sweep time	Auto

Allow trace to fully stabilize and use the peak search function on the instrument to find the peak of the spectrum and record its value.

Add $10 \log (1/x)$, where x is the duty cycle, to the peak of the spectrum, the result is the Maximum PSD over 1 MHz / 500 kHz reference bandwidth.

TEST SETUP



TEST ENVIRONMENT

Temperature	24.6°C	Relative Humidity	57.2%
Atmosphere Pressure	101.3kPa	Test Voltage	DC 48 V

TEST DATE / ENGINEER

Test Date	November 2, 2023	Test By	Walker Yuan
-----------	------------------	---------	-------------

TEST RESULTS

Please refer to section "Test Data" - Appendix E

7.5. FREQUENCY STABILITY

LIMITS

The frequency of the carrier signal shall be maintained within band of operation.

TEST PROCEDURE

1. The EUT was placed inside an environmental chamber as the temperature in the chamber was varied between -30 °C ~ 60 °C (declared by customer).
2. The temperature was incremented by 10 °C intervals and the unit allowed to stabilize at each temperature before each measurement. The center frequency of the transmitting channel was evaluated at each temperature and the frequency deviation from the channel's center frequency was recorded.
3. The primary supply voltage is varied from 85 % to 115 % of the nominal value for non hand-carried battery and AC powered equipment. For hand-carried, battery-powered equipment, primary supply voltage is reduced to the battery operating end point which shall be specified by the manufacturer.

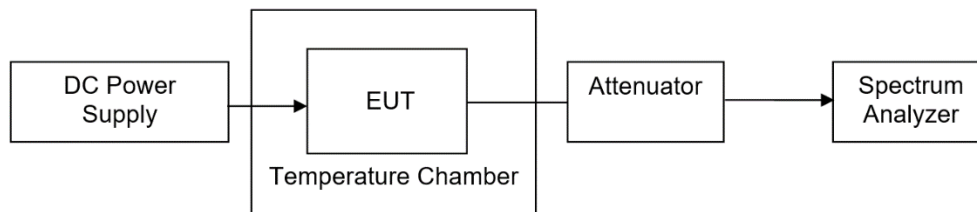
Connect the EUT to the spectrum analyzer and use the following settings:

Center Frequency	The center frequency of the channel under test
Detector	Peak
RBW	10 kHz
VBW	$\geq 3 \times \text{RBW}$
Span	Encompass the entire emissions bandwidth (EBW) of the signal
Trace	Max hold
Sweep time	Auto

4. While maintaining a constant temperature inside the environmental chamber, turn the EUT on and record the operating frequency at startup, and at 2 minutes, 5minutes, and 10 minutes after the EUT is energized.
5. Allow the trace to stabilize, find the peak value of the power envelope and record the frequency, then calculated the frequency drift.

TEST ENVIRONMENT

	Normal Test Conditions	Extreme Test Conditions
Relative Humidity	20 % ~ 75 %	/
Atmospheric Pressure	100 kPa ~ 102 kPa	/
Temperature	T_N (Normal Temperature): 25.1 °C	T_L (Low Temperature): -30 °C
		T_H (High Temperature): 60 °C
Supply Voltage	V_N (Normal Voltage): AC 120 V, 60 Hz	V_L (Low Voltage): AC 102 V, 60 Hz
		V_H (High Voltage): AC 138 V, 60 Hz

TEST SETUP

TEST ENVIRONMENT

Temperature	24.6°C	Relative Humidity	57.2%
Atmosphere Pressure	101.3kPa	Test Voltage	DC 48 V

TEST DATE / ENGINEER

Test Date	November 2, 2023	Test By	Walker Yuan
-----------	------------------	---------	-------------

TEST RESULTS

Please refer to section "Test Data" - Appendix G

8. RADIATED TEST RESULTS

LIMITS

Refer to CFR 47 FCC §15.205, §15.209 and §15.407 (b).

Radiation Disturbance Test Limit for FCC (Class B) (9 kHz ~ 1 GHz)

Emissions radiated outside of the specified frequency bands above 30 MHz			
Frequency Range (MHz)	Field Strength Limit (uV/m) at 3 m	Field Strength Limit (dBuV/m) at 3 m	
		Quasi-Peak	
30 - 88	100	40	
88 - 216	150	43.5	
216 - 960	200	46	
Above 960	500	54	
Above 1000	500	Peak	Average
		74	54

FCC Emissions radiated outside of the specified frequency bands below 30 MHz		
Frequency (MHz)	Field strength (microvolts/meter)	Measurement distance (meters)
0.009-0.490	2400/F(kHz)	300
0.490-1.705	24000/F(kHz)	30
1.705-30.0	30	30

FCC Restricted bands of operation refer to FCC §15.205 (a):

MHz	MHz	MHz	GHz
0.090-0.110	16.42-16.423	399.9-410	4.5-5.15
¹ 0.495-0.505	16.69475-16.69525	608-614	5.35-5.46
2.1735-2.1905	16.80425-16.80475	960-1240	7.25-7.75
4.125-4.128	25.5-25.67	1300-1427	8.025-8.5
4.17725-4.17775	37.5-38.25	1435-1626.5	9.0-9.2
4.20725-4.20775	73-74.6	1645.5-1646.5	9.3-9.5
6.215-6.218	74.8-75.2	1660-1710	10.6-12.7
6.26775-6.26825	108-121.94	1718.8-1722.2	13.25-13.4
6.31175-6.31225	123-138	2200-2300	14.47-14.5
8.291-8.294	149.9-150.05	2310-2390	15.35-16.2
8.362-8.366	156.52475-156.52525	2483.5-2500	17.7-21.4
8.37625-8.38675	156.7-156.9	2690-2900	22.01-23.12
8.41425-8.41475	162.0125-167.17	3260-3267	23.6-24.0
12.29-12.293	167.72-173.2	3332-3339	31.2-31.8
12.51975-12.52025	240-285	3345.8-3358	36.43-36.5
12.57675-12.57725	322-335.4	3600-4400	(²)
13.36-13.41			

Note: ¹Until February 1, 1999, this restricted band shall be 0.490-0.510 MHz.

²Above 38.6c

Limits of unwanted/undesirable emission out of the restricted bands refer to CFR 47 FCC §15.407 (b) and ISED RSS-247 6.2.

LIMITS OF RADIATED EMISSION MEASUREMENT (Above 1GHz)		
Frequency Range (MHz)	EIRP Limit	Field Strength Limit (dBuV/m) at 3 m
5150~5250 MHz	PK: -27 (dBm/MHz)	PK:68.2(dBμV/m)
5250~5350 MHz		
5470~5725 MHz		
5725~5850 MHz	PK: -27 (dBm/MHz) *1 PK: 10 (dBm/MHz) *2 PK: 15.6 (dBm/MHz) *3 PK: 27 (dBm/MHz) *4	PK: 68.2(dBμV/m) *1 PK: 105.2 (dBμV/m) *2 PK: 110.8(dBμV/m) *3 PK: 122.2 (dBμV/m) *4
Note: *1 beyond 75 MHz or more above of the band edge. *2 below the band edge increasing linearly to 10 dBm/MHz at 25 MHz above. *3 below the band edge increasing linearly to a level of 15.6 dBm/MHz at 5 MHz above. *4 from 5 MHz above or below the band edge increasing linearly to a level of 27 dBm/MHz at the band edge.		

TEST PROCEDURE

Below 30 MHz

The setting of the spectrum analyzer

RBW	200 Hz (From 9 kHz to 0.15 MHz)/ 9 kHz (From 0.15 MHz to 30 MHz)
VBW	200 Hz (From 9 kHz to 0.15 MHz)/ 9 kHz (From 0.15 MHz to 30 MHz)
Sweep	Auto

1. The testing follows the guidelines in ANSI C63.10-2013 clause 6.4.

2. The EUT was arranged to its worst case and then turntable (from 0 degree to 360 degrees) to find the maximum reading. A pre-amp and a high pass filter are used for the test in order to get better signal level. Both Horizontal, Face-on and Face-off polarizations of the antenna are set to make the measurement.
3. The EUT was placed on a turntable with 80 cm above ground.
4. The EUT was set 3 meters from the interference receiving antenna, which was mounted on the top of a 1 m height antenna tower.
5. The radiated emission limits are based on measurements employing a CISPR quasi-peak detector except for the frequency bands 9-90 kHz, 110-490 kHz and above 1000 MHz Radiated emission limits in these three bands are based on measurements employing an average detector.
6. For measurement below 1 GHz, the initial step in collecting conducted emission data is a spectrum analyzer peak detector mode pre-scanning the measurement frequency range. Significant peaks are then marked and then Quasi Peak and average detector mode re-measured. If the emission level of the EUT measured by the peak detector is 3 dB lower than the applicable limit, the peak emission level will be reported. Otherwise, the emission measurement will be repeated using the quasi-peak and average detector and reported.
7. Although these tests were performed other than open field site, adequate comparison measurements were confirmed against 30m open field site. Therefore sufficient tests were made to demonstrate that the alternative site produces results that correlate with the ones of tests made in an open field site based on KDB 414788.
8. The limits in CFR 47, Part 15, Subpart C, paragraph 15.209 (a), are identical to those in RSS-GEN Section 8.9, Table 6, since the measurements are performed in terms of magnetic field strength and converted to electric field strength levels (as reported in the table) using the free space impedance of 377Ω . For example, the measurement frequency X kHz resulted in a level of Y dBuV/m, which is equivalent to $Y-51.5 = Z$ dBuA/m, which has the same margin, W dB, to the corresponding RSS-GEN Table 6 limit as it has to be 15.209(a) limit.

Below 1 GHz and above 30 MHz

The setting of the spectrum analyzer

RBW	120 kHz
VBW	300 kHz
Sweep	Auto
Detector	Peak/QP
Trace	Max hold

1. The testing follows the guidelines in ANSI C63.10-2013 clause 6.5.
2. The EUT was arranged to its worst case and then tune the antenna tower (from 1 m to 4 m) and turntable (from 0 degree to 360 degrees) to find the maximum reading. A pre-amp and a high pass filter are used for the test in order to get better signal level. Both horizontal and vertical polarizations of the antenna are set to make the measurement.
3. The EUT was placed on a turntable with 80 cm above ground.
4. The EUT was set 3 meters from the interference receiving antenna, which was mounted on the top of a variable height antenna tower.
5. For measurement below 1 GHz, the initial step in collecting conducted emission data is a spectrum analyzer peak detector mode pre-scanning the measurement frequency range. Significant peaks are then marked and then Quasi Peak detector mode re-measured. If the emission level of the EUT measured by the peak detector is 3 dB lower than the applicable limit, the peak emission level will be reported. Otherwise, the emission measurement will be repeated using the quasi-peak detector and reported.

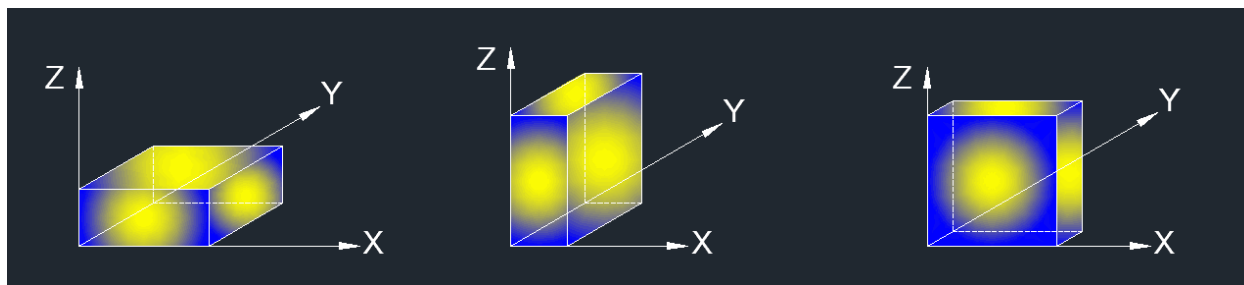
Above 1 GHz

The setting of the spectrum analyzer

RBW	1 MHz
VBW	PEAK: 3 MHz AVG: see note 6
Sweep	Auto
Detector	Peak
Trace	Max hold

1. The testing follows the guidelines in KDB 789033 D02 General U-NII Test Procedures New Rules v02r01 section II.G.3 ~ II.G.6.
2. The EUT was arranged to its worst case and then tune the antenna tower (from 1 m to 4 m) and turntable (from 0 degree to 360 degrees) to find the maximum reading. A pre-amp and a high pass filter are used for the test in order to get better signal level. Both horizontal and vertical polarizations of the antenna are set to make the measurement.
3. The EUT was placed on a turntable with 1.5 m above ground.
4. The EUT was set 3 meters from the interference receiving antenna, which was mounted on the top of a variable height antenna tower.
5. For measurement above 1 GHz, the emission measurement will be measured by the peak detector. This peak level, once corrected, must comply with the limit specified in Section 15.209.
6. For measurements above 1 GHz the resolution bandwidth is set to 1 MHz, then the video bandwidth is set to 3 MHz for peak measurements and 1 MHz resolution bandwidth with 1/T video bandwidth with peak detector for average measurements. For the Duty Cycle please refer to clause 7.1. ON TIME AND DUTY CYCLE.

X axis, Y axis, Z axis positions:



Note 1: For all radiated test, EUT in each of three orthogonal axis emissions had been tested, but only the worst case (X axis) data recorded in the report.

Note 2: The EUT was fully exercised with external accessories during the test. In the case of multiple accessory external ports, an external accessory shall be connected to one of each type of port.

For Restricted Bandedge:

Note:

1. Measurement = Reading Level + Correct Factor.
2. If the peak values are less than the average limit of 54 dBuV/m, the average result is deemed to comply with average limit.
3. PK=Peak: Peak detector.
4. AV=Average: VBW=1/Ton, where: Ton is the transmitting duration.
5. For the transmitting duration, please refer to clause 7.1.
6. Only the worst data was recorded, if it complies with the limit, the other emissions deemed to comply with the limit.
7. Both horizontal and vertical have been tested, only the worst data was recorded in the report.
8. All modes have been tested, but only the worst data was recorded in the report.

For Radiate Spurious emission (9 kHz ~ 30 MHz):

Note:

1. Measurement = Reading Level + Correct Factor.
2. If the peak values are less than the QP limit, the QP result is deemed to comply with QP limit.
3. All 3 polarizations (Horizontal, Face-on and Face-off) of the loop antenna had been tested, but only the worst data recorded in the report.
4. All modes have been tested, but only the worst data was recorded in the report.
5. dBuA/m= dBuV/m- 20Log10[120π] = dBuV/m- 51.5

For Radiate Spurious Emission (30 MHz ~ 1 GHz):

Note:

1. Result Level = Read Level + Correct Factor.
2. If the peak values are less than the QP limit, the QP result is deemed to comply with QP limit.
3. All modes have been tested, but only the worst data was recorded in the report.

For Radiate Spurious Emission (1 GHz ~ 7 GHz):

1. Measurement = Reading Level + Correct Factor.
2. If the peak values are less than the average limit of 54 dBuV/m, the average result is deemed to comply with average limit.
3. Peak: Peak detector.
4. AVG: VBW=1/Ton, where: Ton is the transmitting duration.
5. For the transmitting duration, please refer to clause 7.1.
6. Filter losses were only considered in the spurious frequency bands and the authorized band was not corrected for Band reject filter losses.
7. Proper operation of the transmitter prior to adding the filter to the measurement chain.
8. Since non-restricted band peak emissions are less than the average limit, they also comply with the -27 dBm/MHz (68.2 dBuV/m) limit.
9. All modes have been tested, but only the worst data was recorded in the report.

For Radiate Spurious Emission (7 GHz ~ 18 GHz):

Note:

1. Peak Result = Reading Level + Correct Factor.
2. If the peak values are less than the average limit of 54 dBuV/m, the average result is deemed to comply with average limit.
3. Peak: Peak detector.
4. AVG: $VBW=1/T_{on}$, where: T_{on} is the transmitting duration.
5. For the transmitting duration, please refer to clause 7.1.
6. Filter losses were only considered in the spurious frequency bands and the authorized band was not corrected for High Pass Filter losses.
7. Proper operation of the transmitter prior to adding the filter to the measurement chain.
8. Since non-restricted band peak emissions are less than the average limit, they also comply with the -27 dBm/MHz (68.2 dBuV/m) limit.
9. All modes have been tested, but only the worst data was recorded in the report.

For Radiate Spurious emission (18 GHz ~ 26 GHz):

Note:

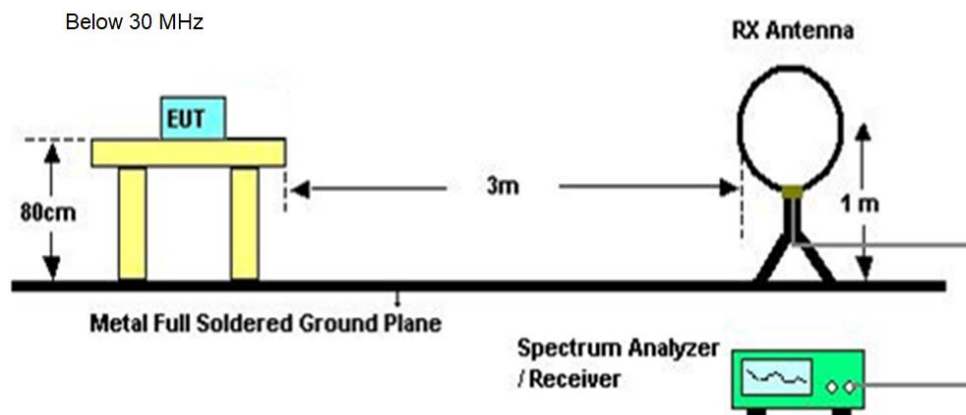
1. Measurement = Reading Level + Correct Factor.
2. If the peak values are less than the average limit of 54 dBuV/m, the average result is deemed to comply with average limit.
3. Peak: Peak detector.
4. All modes have been tested, but only the worst data was recorded in the report.

For Radiate Spurious emission (26 GHz ~ 40 GHz):

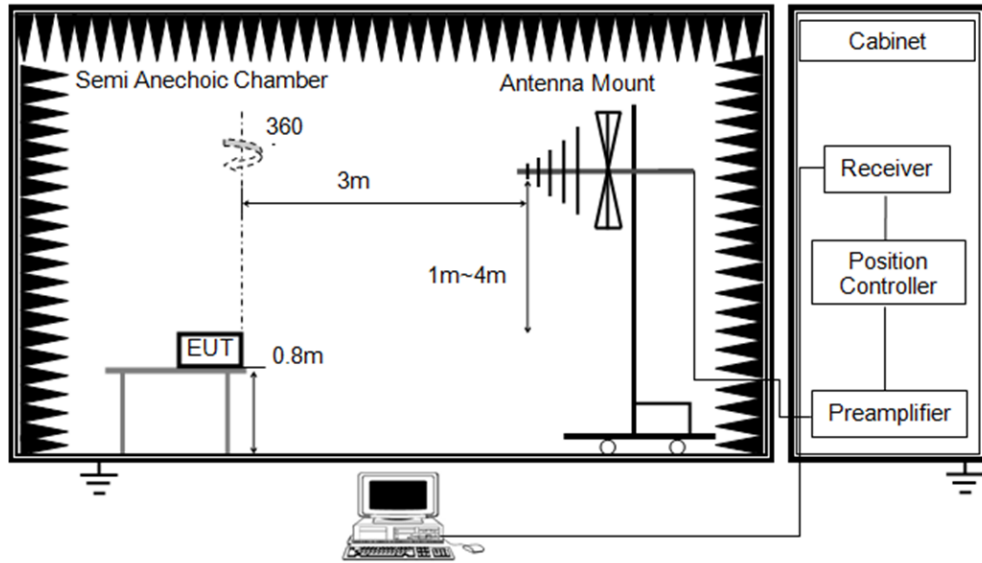
Note:

1. Measurement = Reading Level + Correct Factor.
2. If the peak values are less than the average limit of 54 dBuV/m, the average result is deemed to comply with average limit.
3. Peak: Peak detector.
4. All modes have been tested, but only the worst data was recorded in the report.

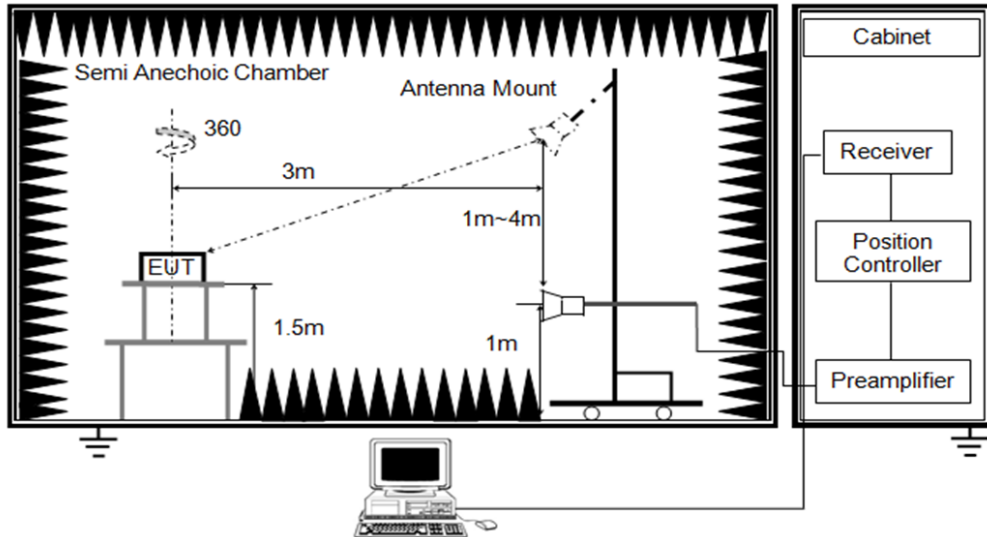
TEST SETUP



Below 1 GHz and above 30 MHz



Above 1 GHz



TEST ENVIRONMENT

Temperature	25.3°C	Relative Humidity	62%
Atmosphere Pressure	101kPa	Test Voltage	DC 48 V

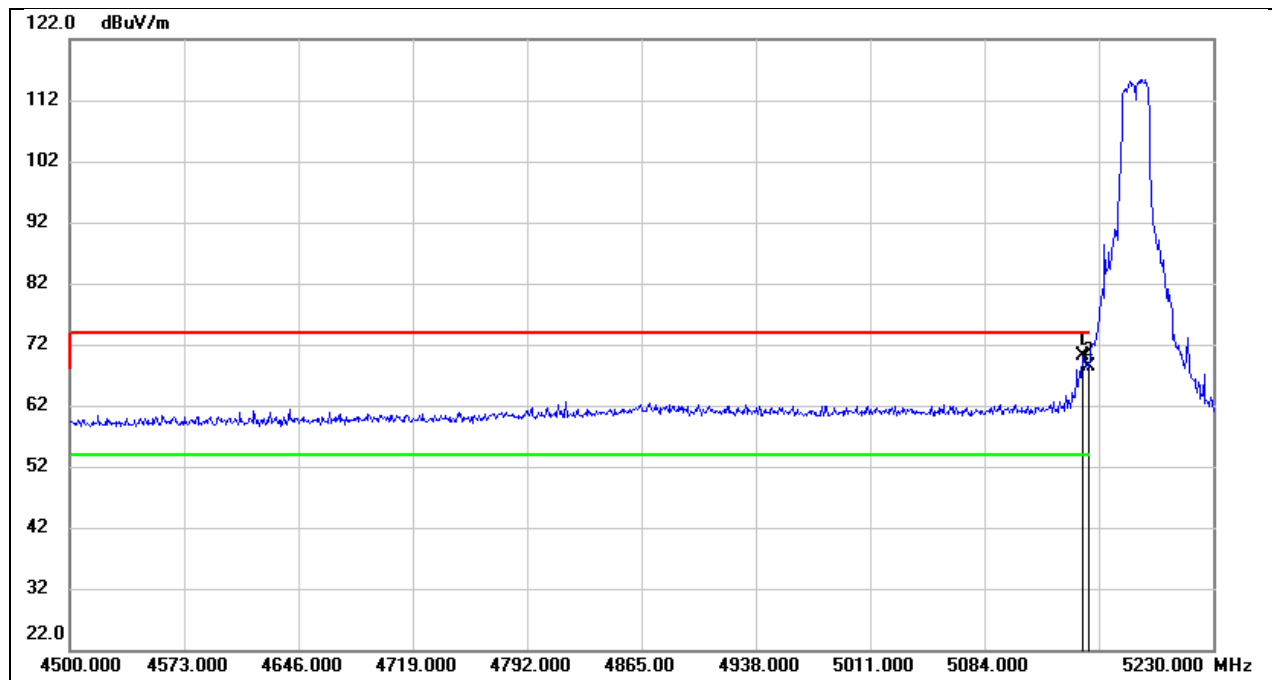
TEST DATE / ENGINEER

Test Date	November 20, 2023	Test By	Rex Huang
-----------	-------------------	---------	-----------

TEST RESULTS

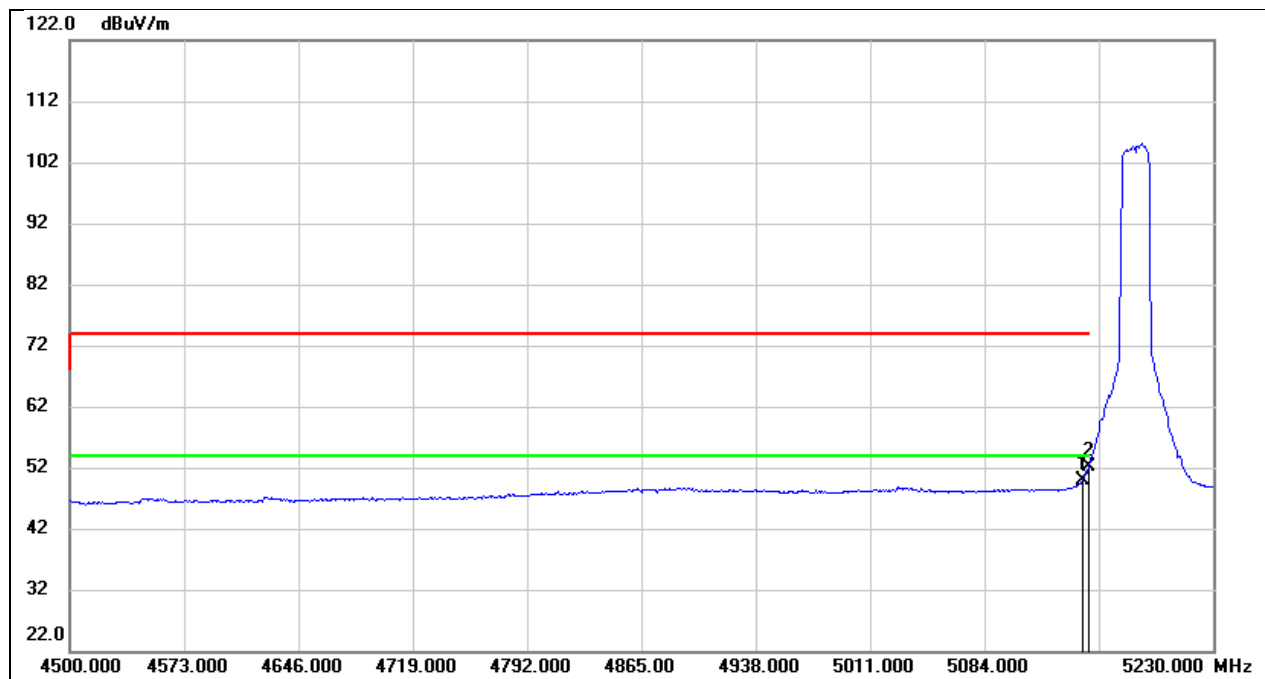
8.1. RESTRICTED BANDEDGE

Test Mode:	802.11a 20 PK	Frequency(MHz):	5180
Polarity:	Horizontal	Test Voltage:	DC 48 V



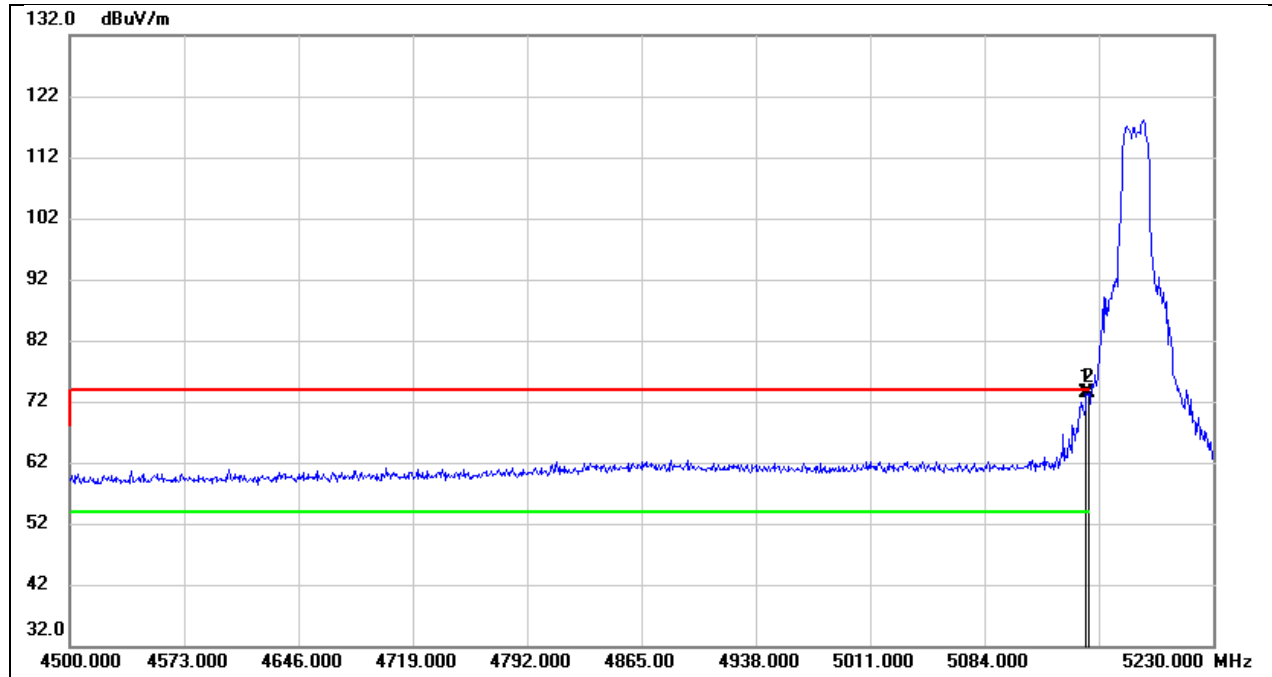
No.	Frequency (MHz)	Reading (dBuV)	Correct (dB/m)	Result (dBuV/m)	Limit (dBuV/m)	Margin (dB)	Remark
1	5146.780	29.94	40.27	70.21	74.00	-3.79	peak
2	5150.000	28.01	40.27	68.28	74.00	-5.72	peak

Test Mode:	802.11a 20 AV	Frequency(MHz):	5180
Polarity:	Horizontal	Test Voltage:	DC 48 V



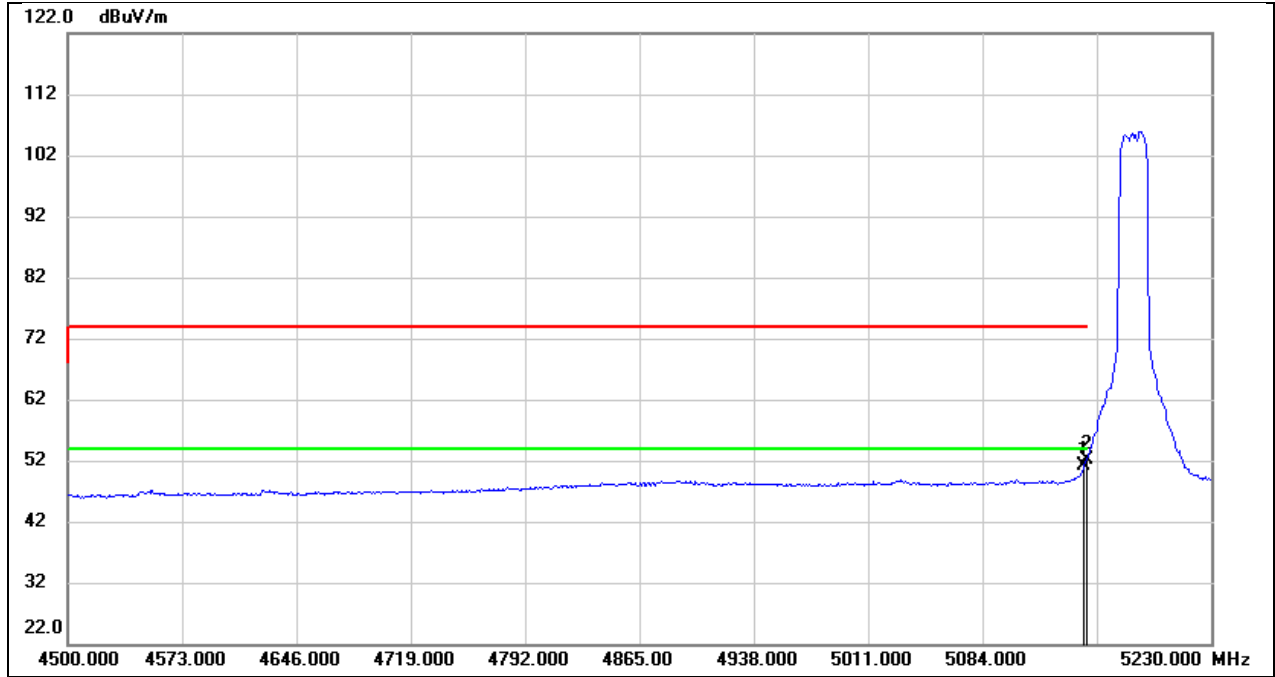
No.	Frequency (MHz)	Reading (dBuV)	Correct (dB/m)	Result (dBuV/m)	Limit (dBuV/m)	Margin (dB)	Remark
1	5146.780	9.68	40.27	49.95	54.00	-4.05	AVG
2	5150.000	11.83	40.27	52.10	54.00	-1.90	AVG

Test Mode:	802.11a 20 PK	Frequency(MHz):	5180
Polarity:	Vertical	Test Voltage:	DC 48 V



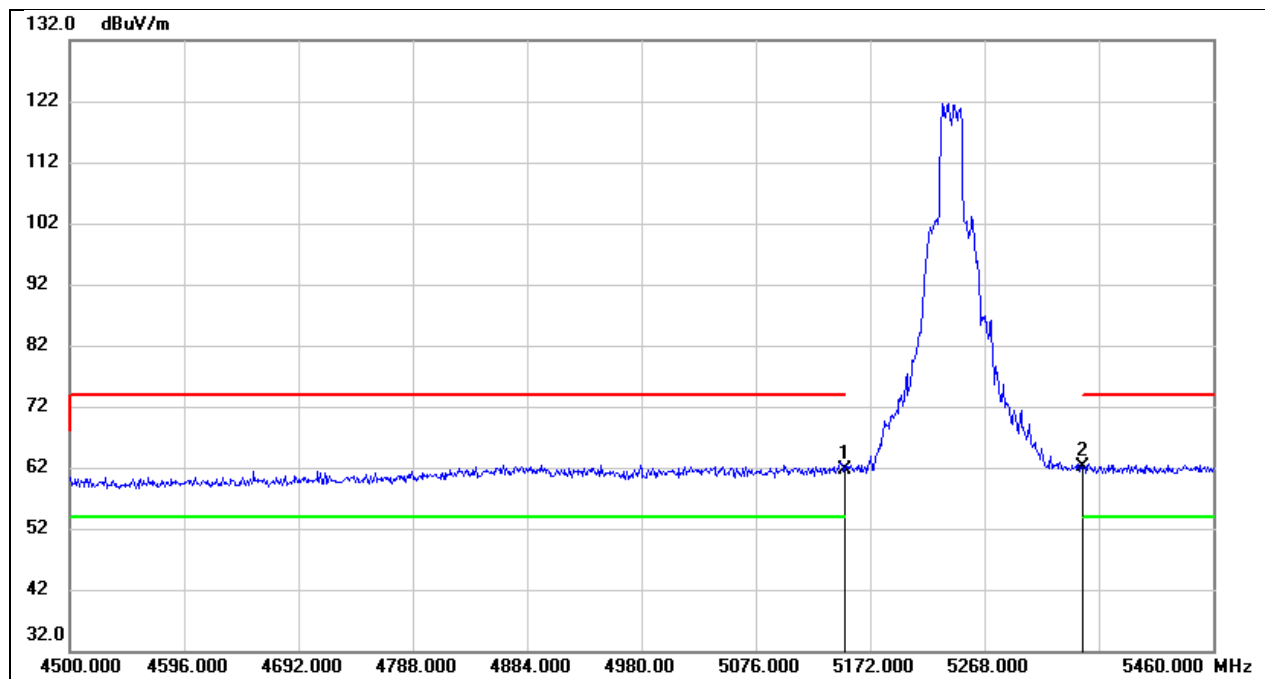
No.	Frequency (MHz)	Reading (dBuV)	Correct (dB/m)	Result (dBuV/m)	Limit (dBuV/m)	Margin (dB)	Remark
1	5148.970	33.19	40.28	73.47	74.00	-0.53	peak
2	5150.000	33.10	40.27	73.37	74.00	-0.63	peak

Test Mode:	802.11a 20 AV	Frequency(MHz):	5180
Polarity:	Vertical	Test Voltage:	DC 48 V



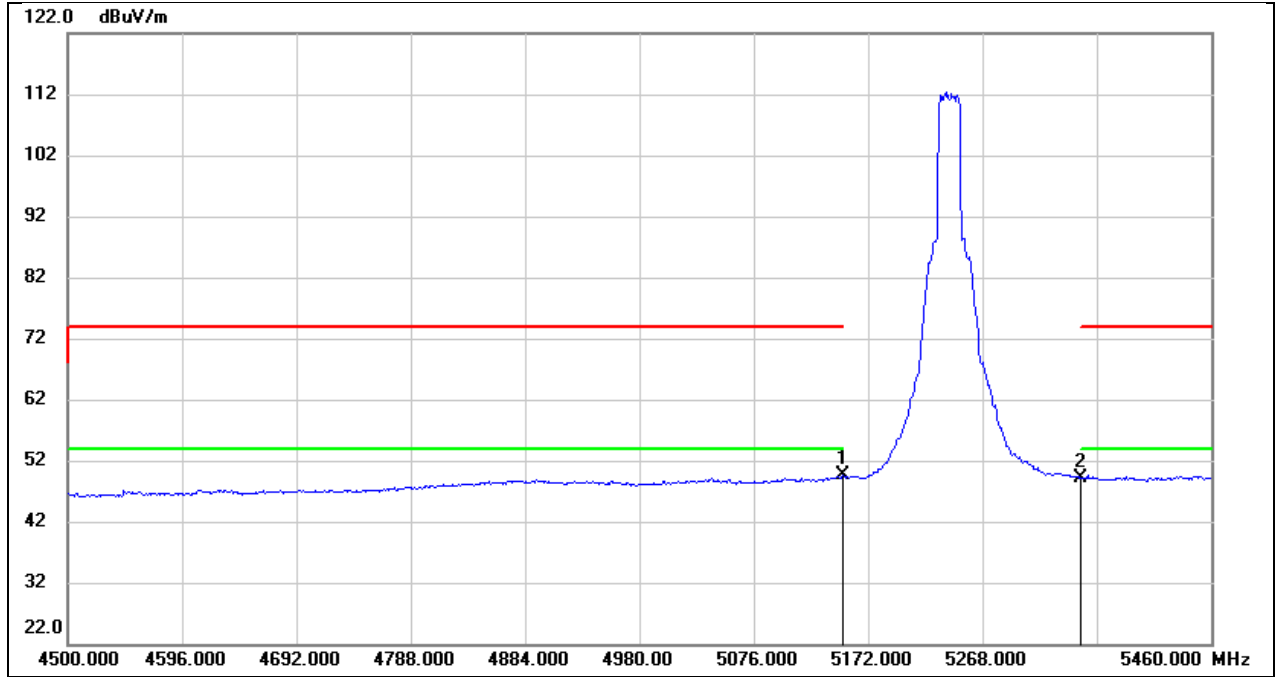
No.	Frequency (MHz)	Reading (dBuV)	Correct (dB/m)	Result (dBuV/m)	Limit (dBuV/m)	Margin (dB)	Remark
1	5148.970	10.77	40.28	51.05	54.00	-2.95	AVG
2	5150.000	11.87	40.27	52.14	54.00	-1.86	AVG

Test Mode:	802.11a 20 PK	Frequency(MHz):	5240
Polarity:	Vertical	Test Voltage:	DC 48 V



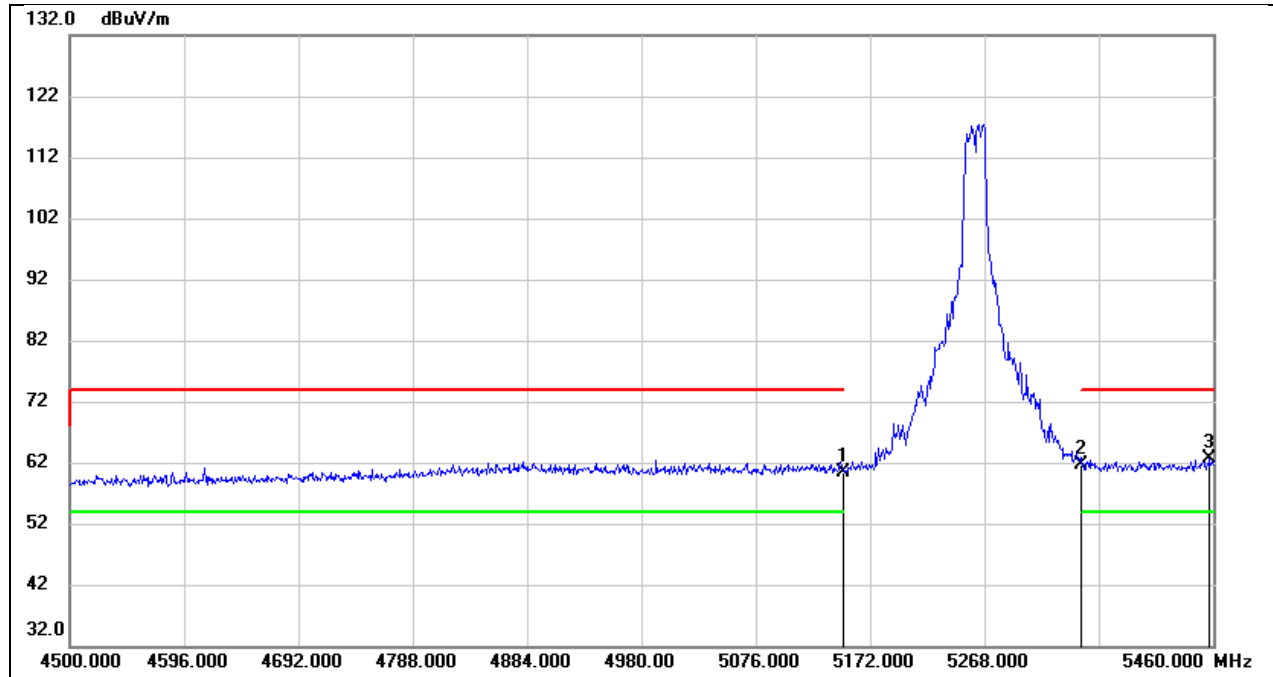
No.	Frequency (MHz)	Reading (dBuV)	Correct (dB/m)	Result (dBuV/m)	Limit (dBuV/m)	Margin (dB)	Remark
1	5150.000	21.29	40.27	61.56	74.00	-12.44	peak
2	5350.000	21.73	40.49	62.22	74.00	-11.78	peak

Test Mode:	802.11a 20 AV	Frequency(MHz):	5240
Polarity:	Vertical	Test Voltage:	DC 48 V



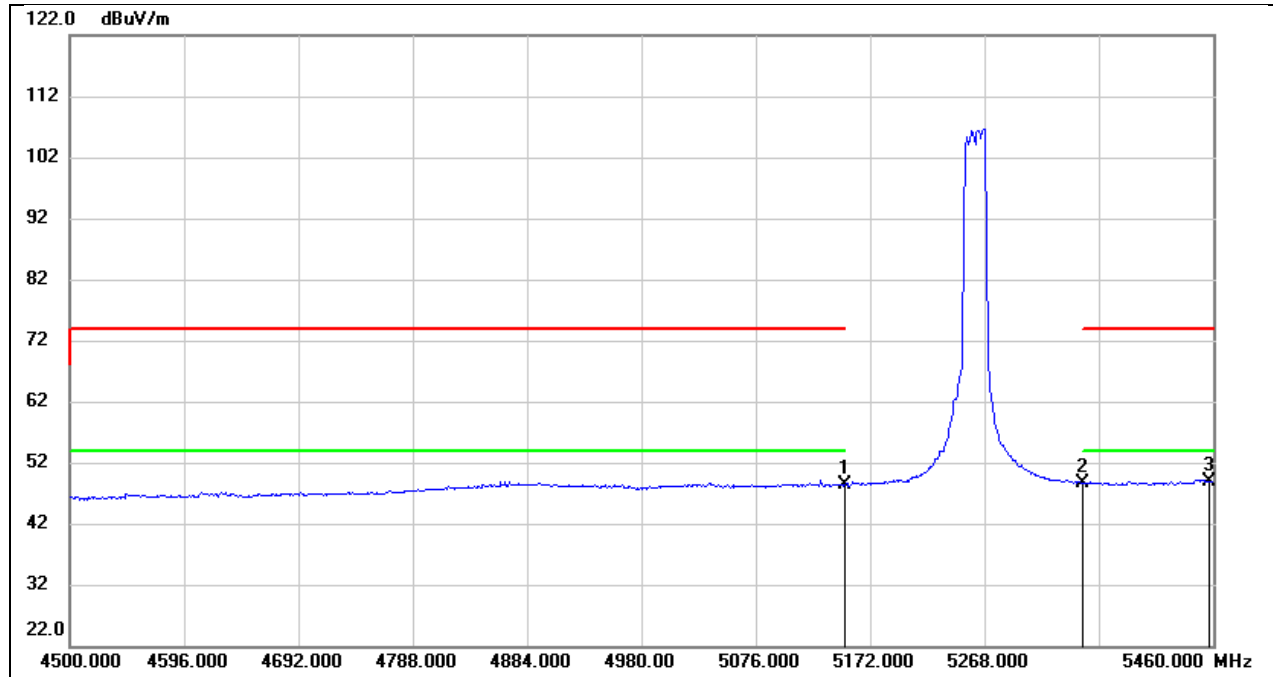
No.	Frequency (MHz)	Reading (dBuV)	Correct (dB/m)	Result (dBuV/m)	Limit (dBuV/m)	Margin (dB)	Remark
1	5150.000	9.25	40.27	49.52	54.00	-4.48	AVG
2	5350.000	8.75	40.49	49.24	54.00	-4.76	AVG

Test Mode:	802.11a 20 PK	Frequency(MHz):	5260
Polarity:	Vertical	Test Voltage:	DC 48 V



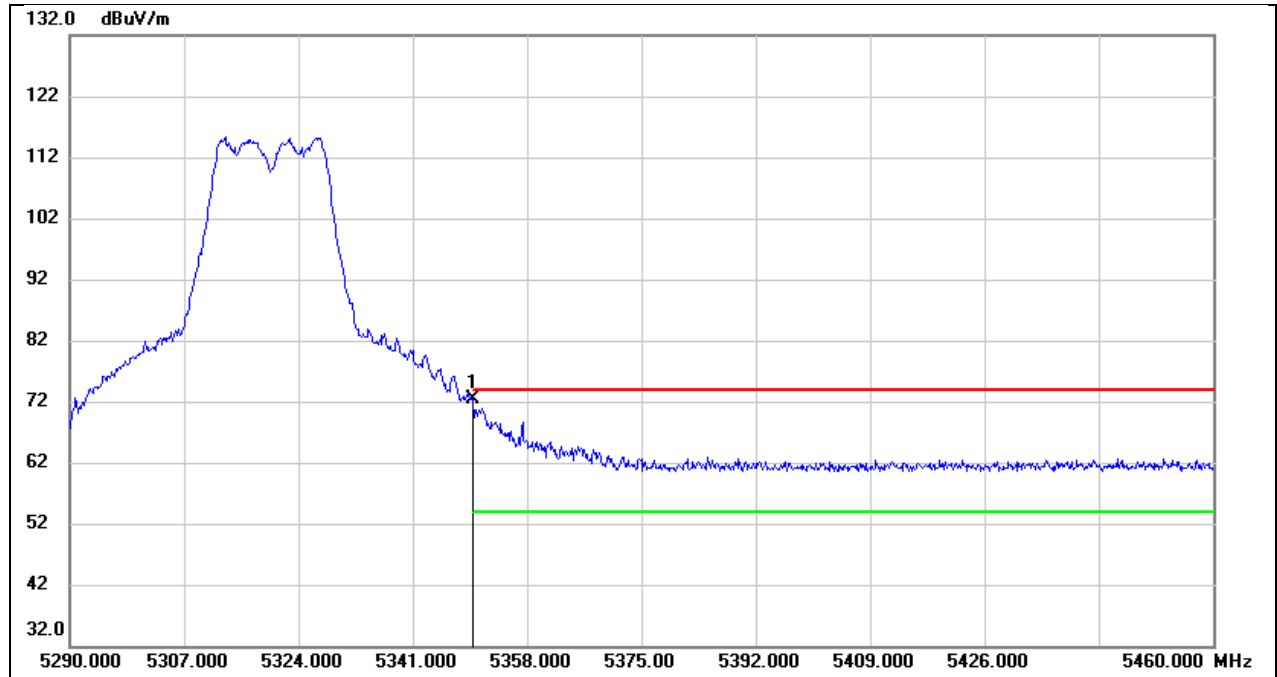
No.	Frequency (MHz)	Reading (dBuV)	Correct (dB/m)	Result (dBuV/m)	Limit (dBuV/m)	Margin (dB)	Remark
1	5150.000	20.01	40.27	60.28	74.00	-13.72	peak
2	5350.000	21.25	40.49	61.74	74.00	-12.26	peak
3	5457.120	21.91	40.61	62.52	74.00	-11.48	peak

Test Mode:	802.11a 20 AV	Frequency(MHz):	5260
Polarity:	Vertical	Test Voltage:	DC 48 V



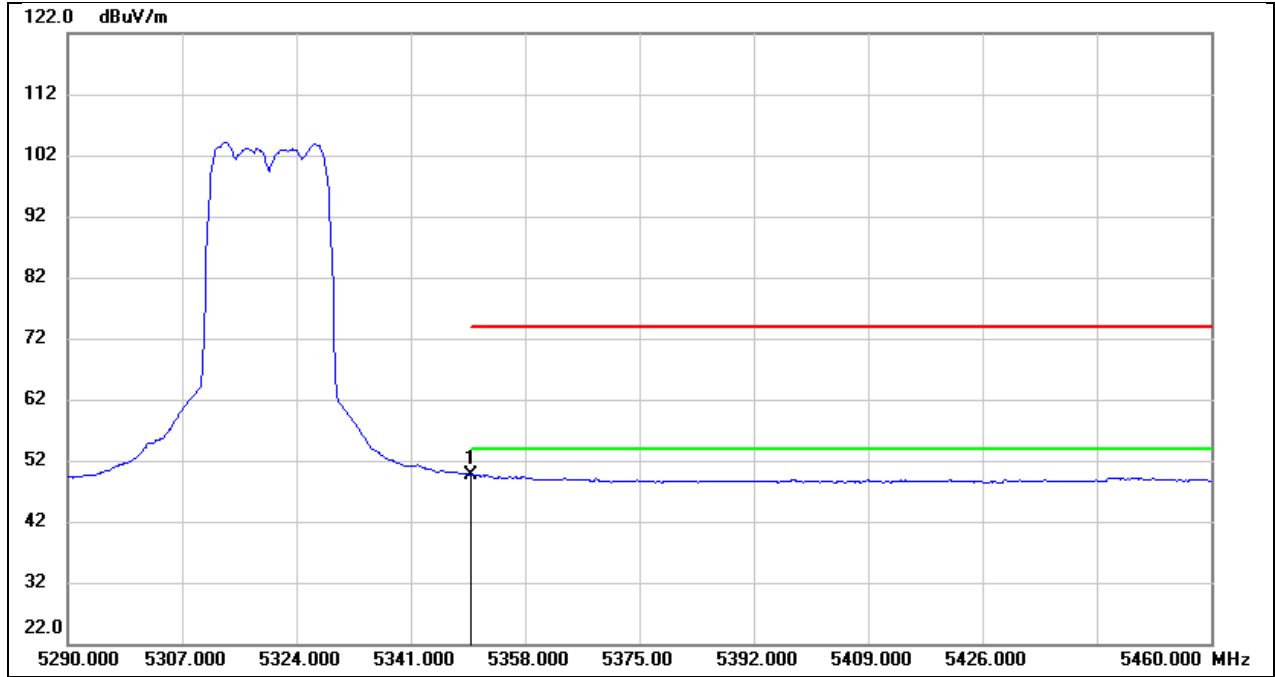
No.	Frequency (MHz)	Reading (dBuV)	Correct (dB/m)	Result (dBuV/m)	Limit (dBuV/m)	Margin (dB)	Remark
1	5150.000	8.05	40.27	48.32	54.00	-5.68	AVG
2	5350.000	8.25	40.49	48.74	54.00	-5.26	AVG
3	5457.120	8.37	40.61	48.98	54.00	-5.02	AVG

Test Mode:	802.11a 20 PK	Frequency(MHz):	5320
Polarity:	Vertical	Test Voltage:	DC 48 V



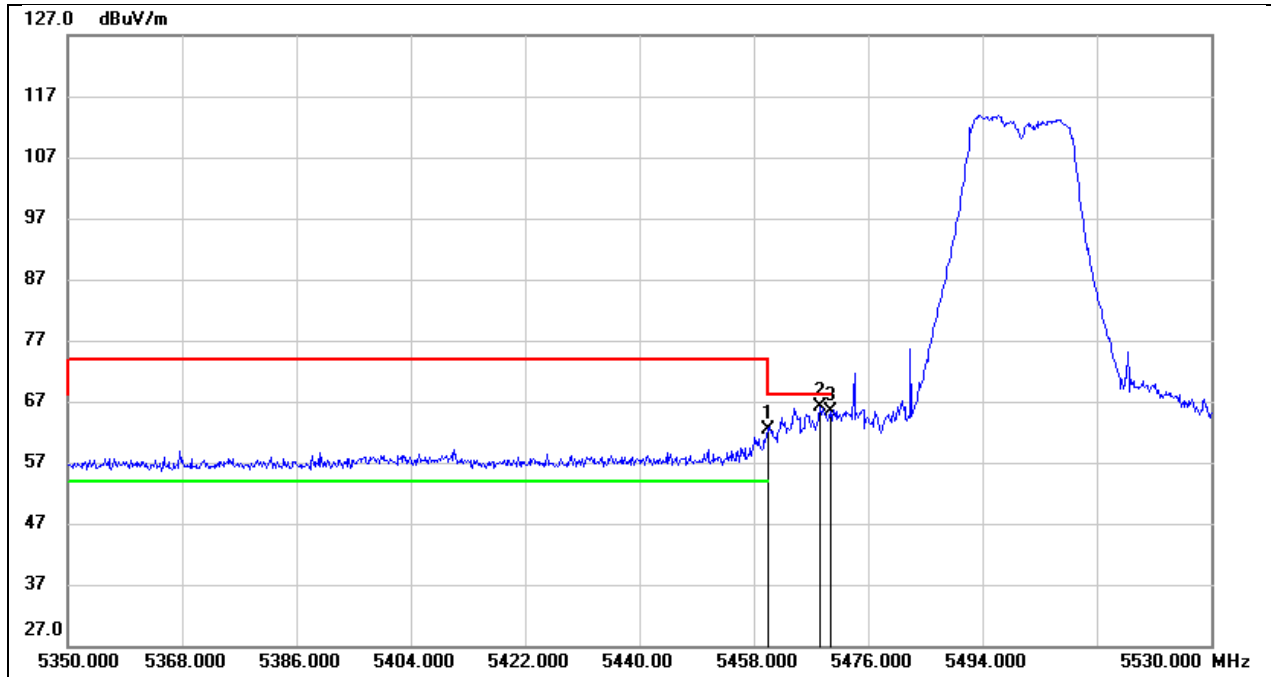
No.	Frequency (MHz)	Reading (dBuV)	Correct (dB/m)	Result (dBuV/m)	Limit (dBuV/m)	Margin (dB)	Remark
1	5350.000	31.91	40.49	72.40	74.00	-1.60	peak

Test Mode:	802.11a 20 AV	Frequency(MHz):	5320
Polarity:	Vertical	Test Voltage:	DC 48 V



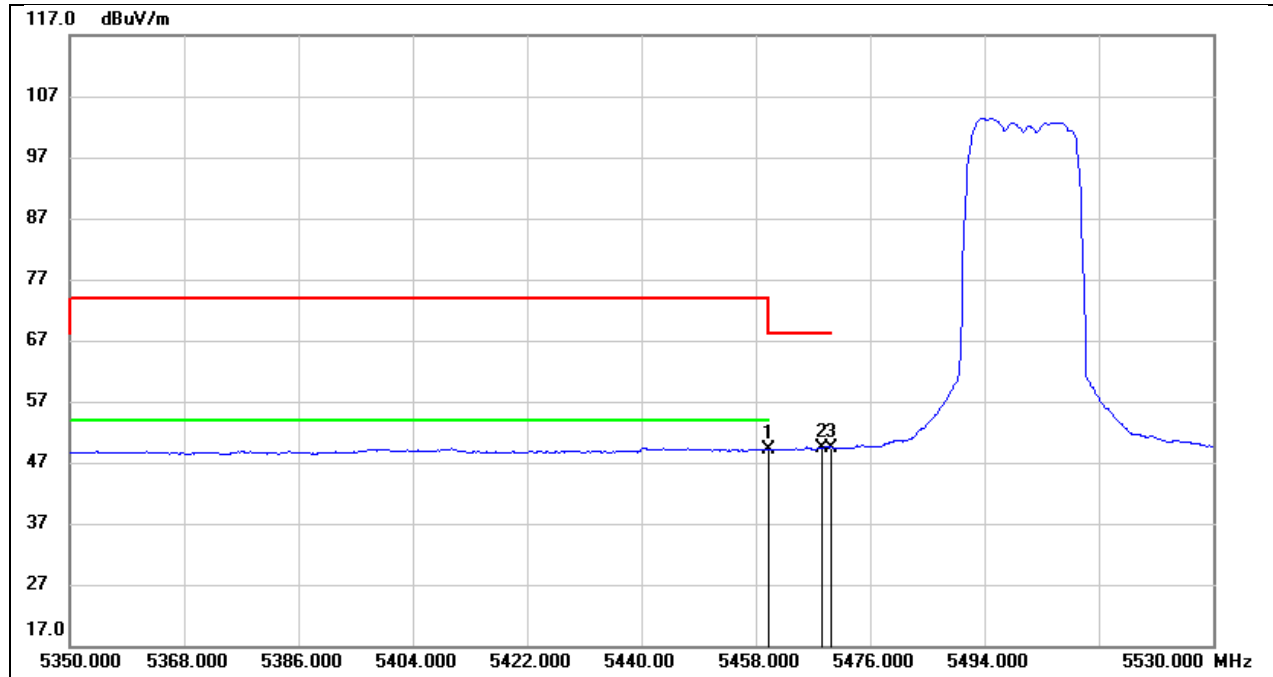
No.	Frequency (MHz)	Reading (dBuV)	Correct (dB/m)	Result (dBuV/m)	Limit (dBuV/m)	Margin (dB)	Remark
1	5350.000	9.17	40.49	49.66	54.00	-4.34	AVG

Test Mode:	802.11a 20 PK	Frequency(MHz):	5500
Polarity:	Vertical	Test Voltage:	DC 48 V



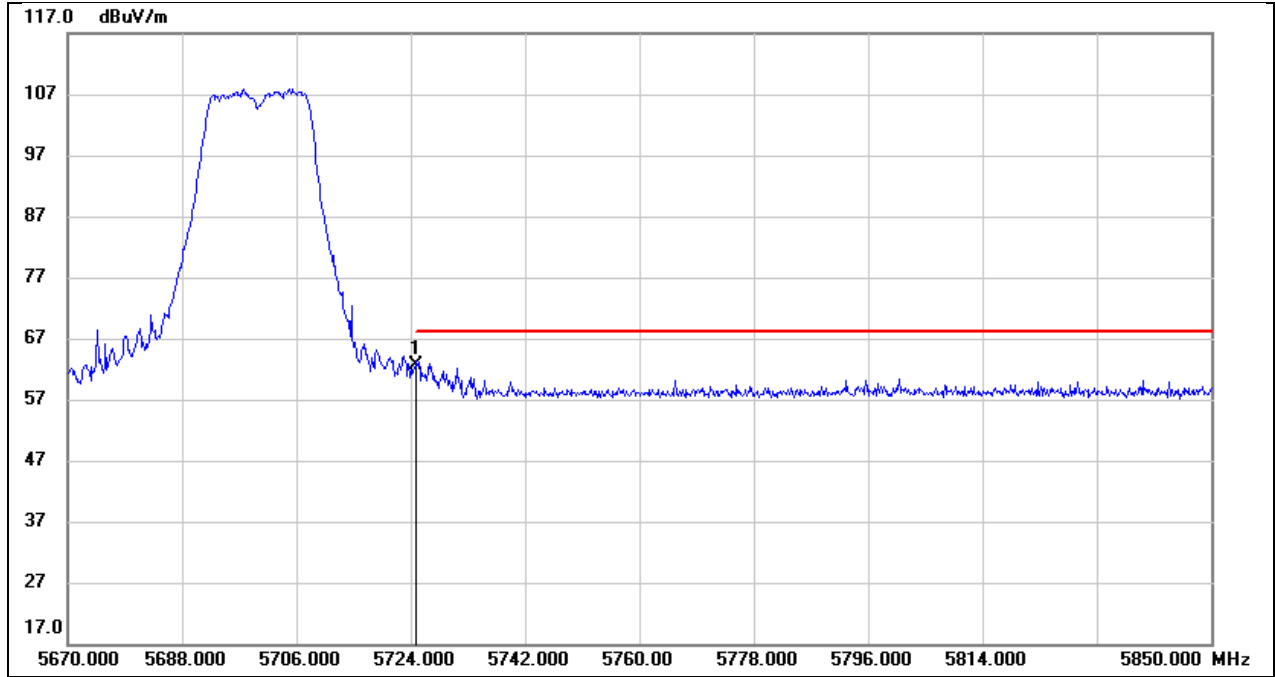
No.	Frequency (MHz)	Reading (dBuV)	Correct (dB/m)	Result (dBuV/m)	Limit (dBuV/m)	Margin (dB)	Remark
1	5460.000	21.77	40.62	62.39	74.00	-11.61	peak
2	5468.440	25.58	40.63	66.21	68.20	-1.99	peak
3	5470.000	24.82	40.63	65.45	68.20	-2.75	peak

Test Mode:	802.11a 20 AV	Frequency(MHz):	5500
Polarity:	Vertical	Test Voltage:	DC 48 V



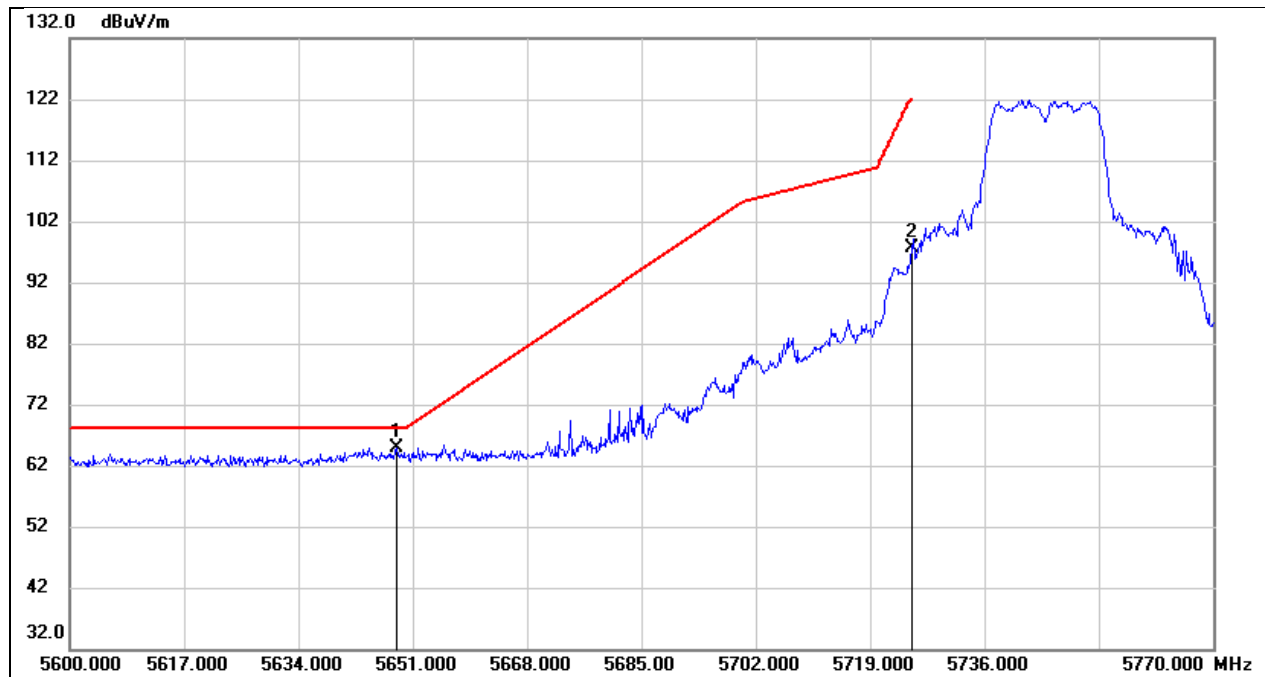
No.	Frequency (MHz)	Reading (dBuV)	Correct (dB/m)	Result (dBuV/m)	Limit (dBuV/m)	Margin (dB)	Remark
1	5460.000	8.40	40.62	49.02	54.00	-4.98	AVG
2	5468.440	8.81	40.63	49.44	/	/	AVG
3	5470.000	8.85	40.63	49.48	/	/	AVG

Test Mode:	802.11a 20 PK	Frequency(MHz):	5700
Polarity:	Vertical	Test Voltage:	DC 48 V



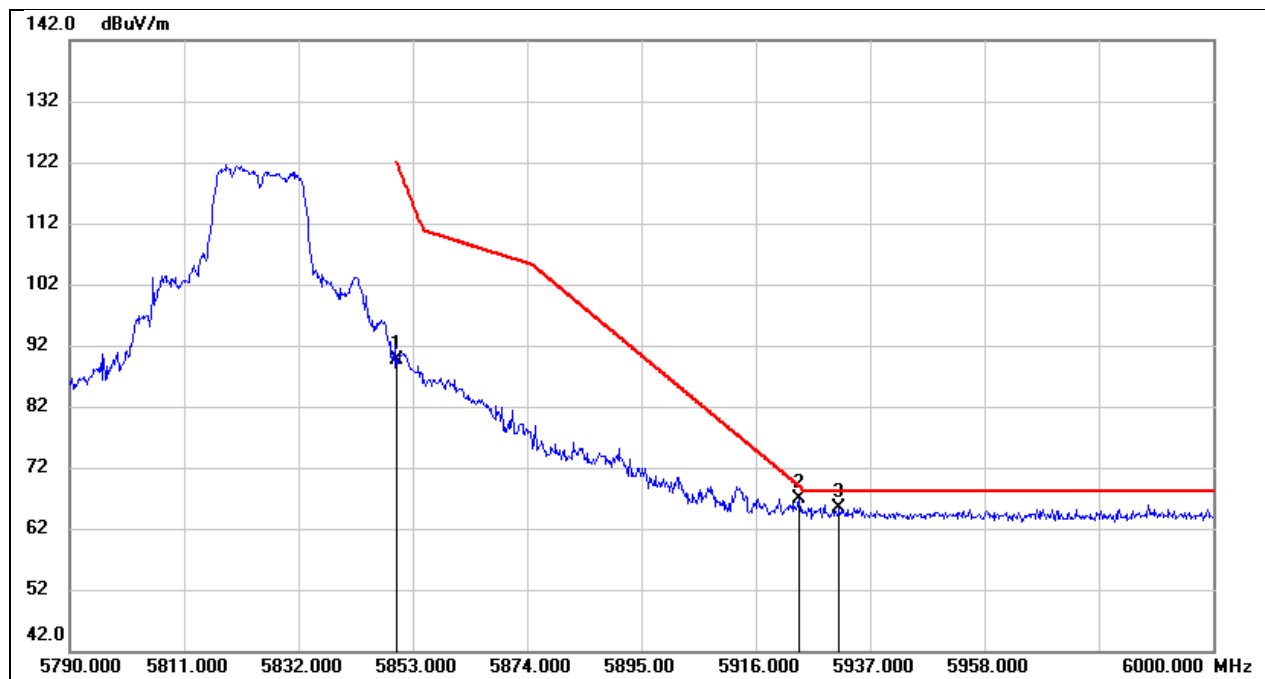
No.	Frequency (MHz)	Reading (dBuV)	Correct (dB/m)	Result (dBuV/m)	Limit (dBuV/m)	Margin (dB)	Remark
1	5725.000	21.38	41.27	62.65	68.20	-5.55	peak

Test Mode:	802.11a 20 PK	Frequency(MHz):	5745
Polarity:	Vertical	Test Voltage:	DC 48 V



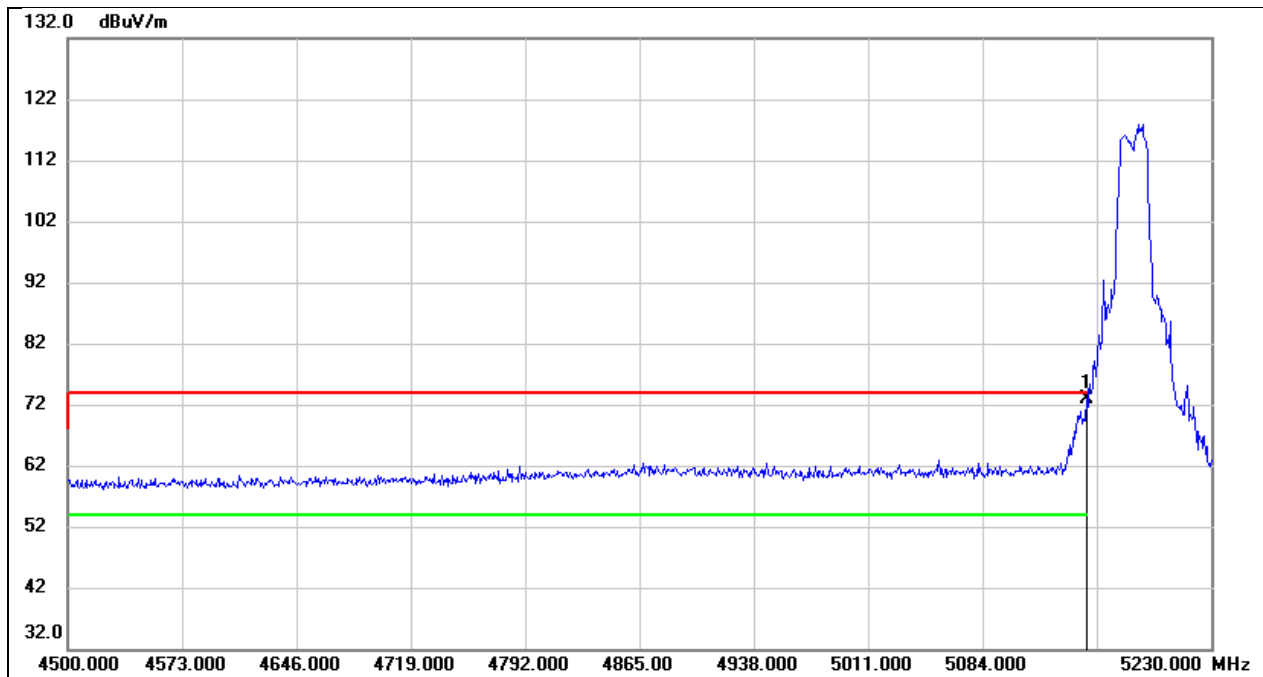
No.	Frequency (MHz)	Reading (dBuV)	Correct (dB/m)	Result (dBuV/m)	Limit (dBuV/m)	Margin (dB)	Remark
1	5648.620	23.79	41.06	64.85	68.20	-3.35	peak
2	5725.000	56.35	41.27	97.62	122.20	-24.58	peak

Test Mode:	802.11a 20 PK	Frequency(MHz):	5825
Polarity:	Vertical	Test Voltage:	DC 48 V



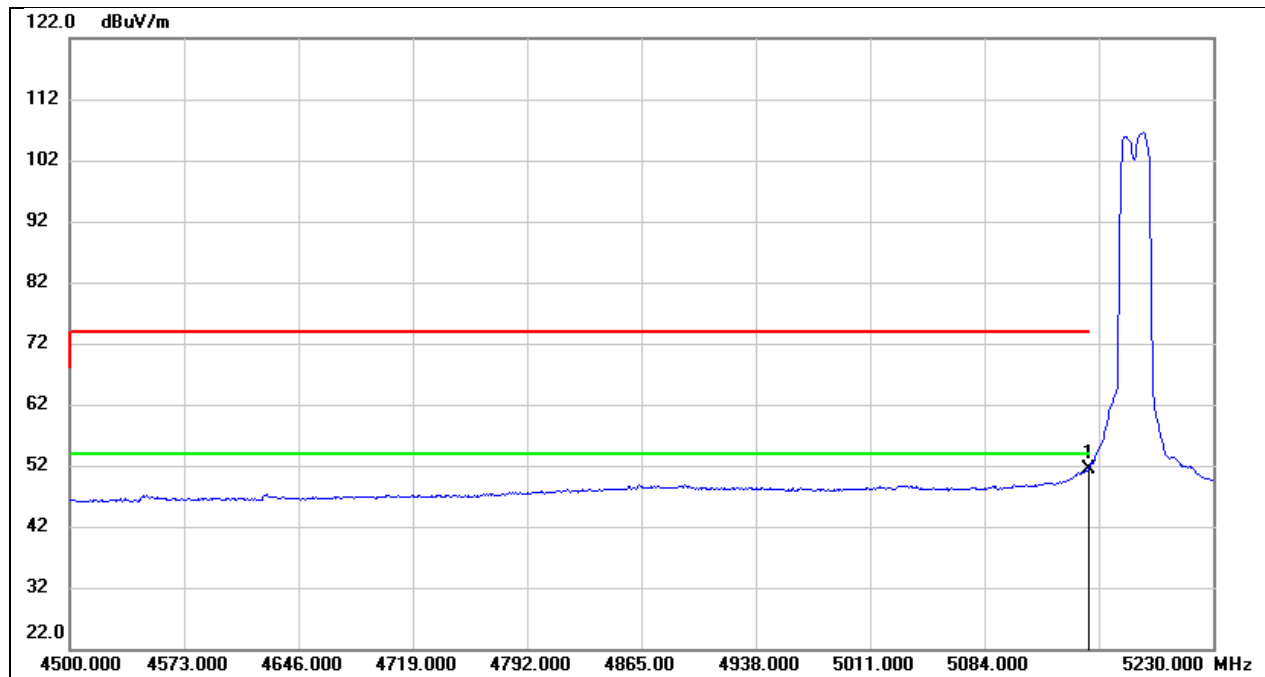
No.	Frequency (MHz)	Reading (dBuV)	Correct (dB/m)	Result (dBuV/m)	Limit (dBuV/m)	Margin (dB)	Remark
1	5850.000	47.91	41.60	89.51	122.20	-32.69	peak
2	5923.980	24.98	41.79	66.77	68.95	-2.18	peak
3	5931.330	23.69	41.81	65.50	68.20	-2.70	peak

Test Mode:	802.11n HT20 PK	Frequency(MHz):	5180
Polarity:	Vertical	Test Voltage:	DC 48 V



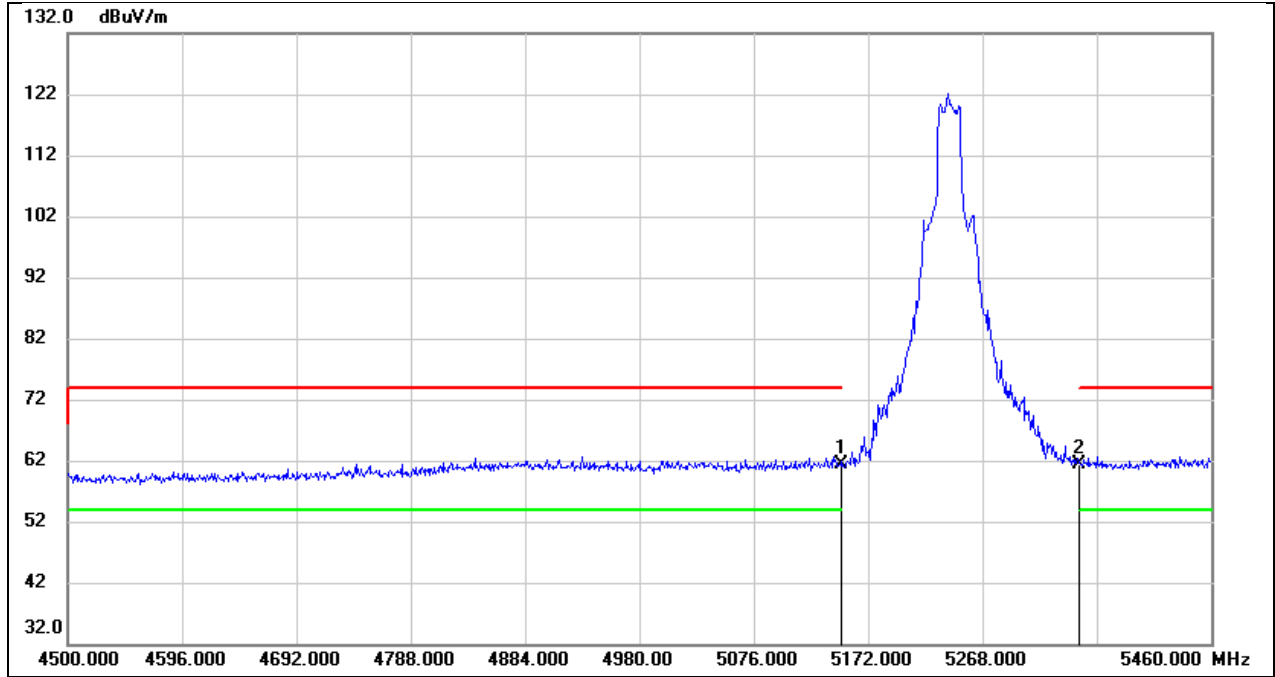
No.	Frequency (MHz)	Reading (dBuV)	Correct (dB/m)	Result (dBuV/m)	Limit (dBuV/m)	Margin (dB)	Remark
1	5150.000	32.68	40.27	72.95	74.00	-1.05	peak

Test Mode:	802.11n HT20 AV	Frequency(MHz):	5180
Polarity:	Vertical	Test Voltage:	DC 48 V



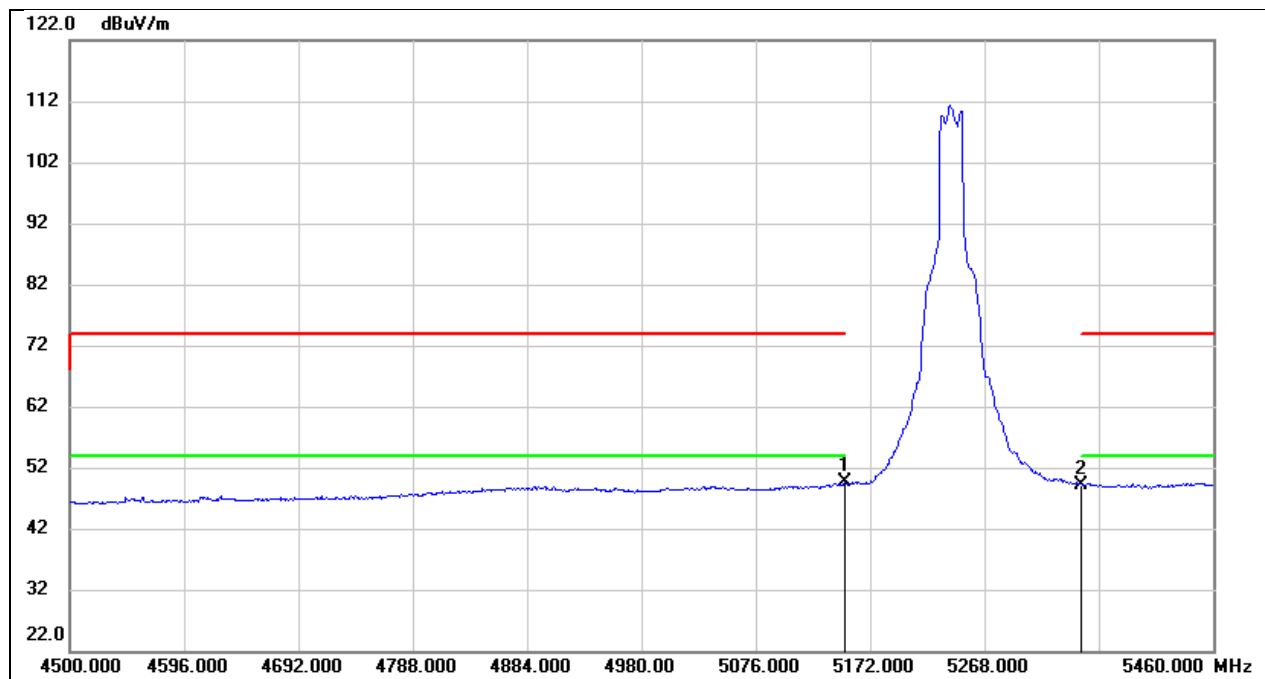
No.	Frequency (MHz)	Reading (dBuV)	Correct (dB/m)	Result (dBuV/m)	Limit (dBuV/m)	Margin (dB)	Remark
1	5150.000	11.20	40.27	51.47	54.00	-2.53	AVG

Test Mode:	802.11n HT20 PK	Frequency(MHz):	5240
Polarity:	Vertical	Test Voltage:	DC 48 V



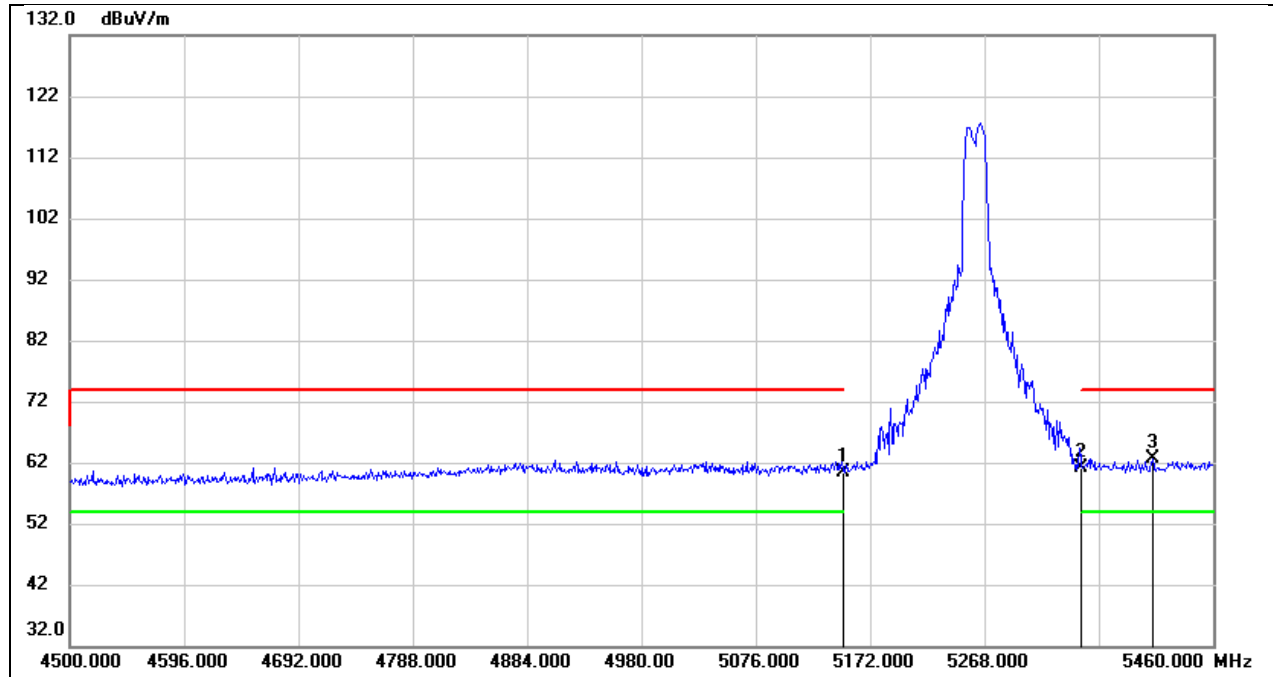
No.	Frequency (MHz)	Reading (dBuV)	Correct (dB/m)	Result (dBuV/m)	Limit (dBuV/m)	Margin (dB)	Remark
1	5150.000	21.08	40.27	61.35	74.00	-12.65	peak
2	5350.000	20.88	40.49	61.37	74.00	-12.63	peak

Test Mode:	802.11n HT20 AV	Frequency(MHz):	5240
Polarity:	Vertical	Test Voltage:	DC 48 V



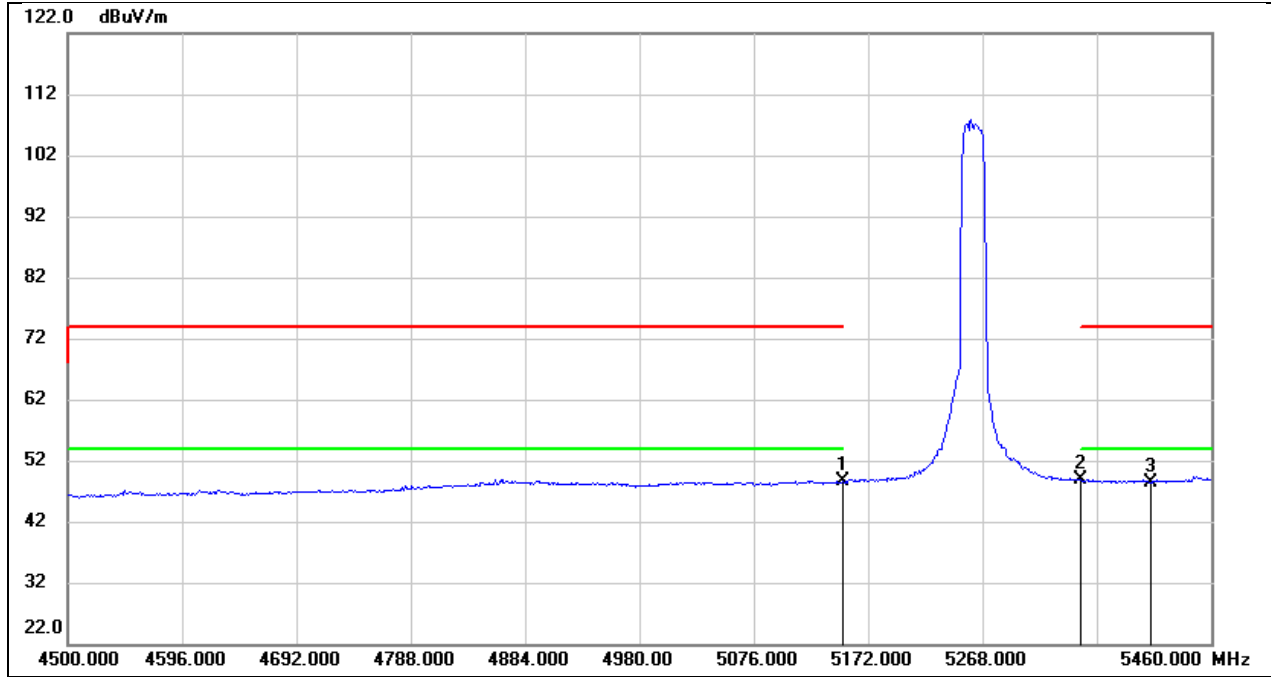
No.	Frequency (MHz)	Reading (dBuV)	Correct (dB/m)	Result (dBuV/m)	Limit (dBuV/m)	Margin (dB)	Remark
1	5150.000	9.26	40.27	49.53	54.00	-4.47	AVG
2	5350.000	8.68	40.49	49.17	54.00	-4.83	AVG

Test Mode:	802.11n HT20 PK	Frequency(MHz):	5260
Polarity:	Vertical	Test Voltage:	DC 48 V



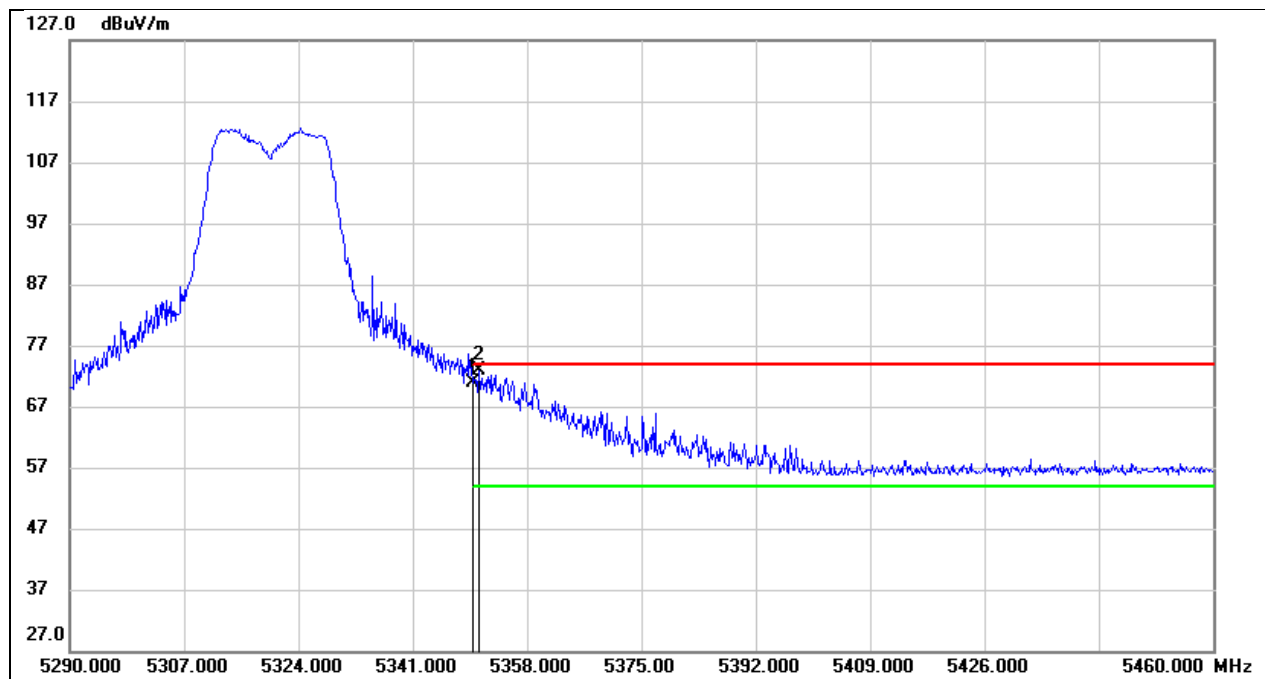
No.	Frequency (MHz)	Reading (dBuV)	Correct (dB/m)	Result (dBuV/m)	Limit (dBuV/m)	Margin (dB)	Remark
1	5150.000	20.05	40.27	60.32	74.00	-13.68	peak
2	5350.000	20.73	40.49	61.22	74.00	-12.78	peak
3	5409.120	22.16	40.56	62.72	74.00	-11.28	peak

Test Mode:	802.11n HT20 AV	Frequency(MHz):	5260
Polarity:	Vertical	Test Voltage:	DC 48 V



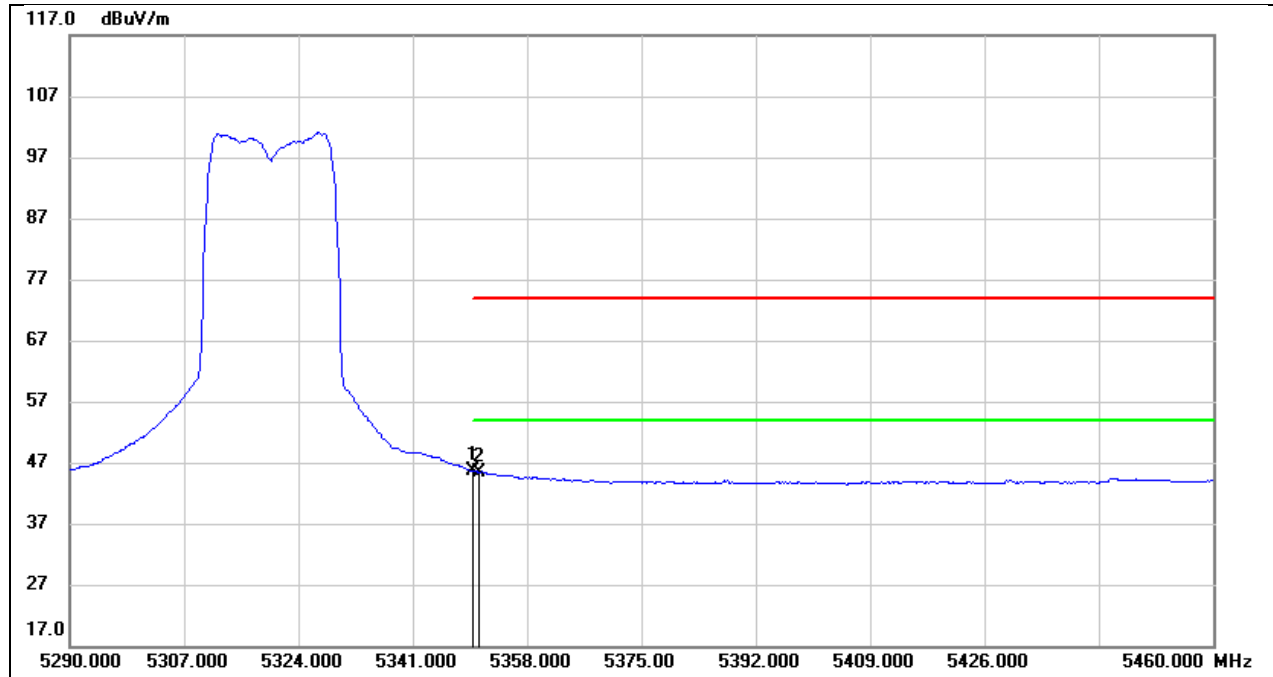
No.	Frequency (MHz)	Reading (dBuV)	Correct (dB/m)	Result (dBuV/m)	Limit (dBuV/m)	Margin (dB)	Remark
1	5150.000	8.26	40.27	48.53	54.00	-5.47	AVG
2	5350.000	8.39	40.49	48.88	54.00	-5.12	AVG
3	5409.120	7.94	40.56	48.50	54.00	-5.50	AVG

Test Mode:	802.11n HT20 PK	Frequency(MHz):	5320
Polarity:	Vertical	Test Voltage:	DC 48 V



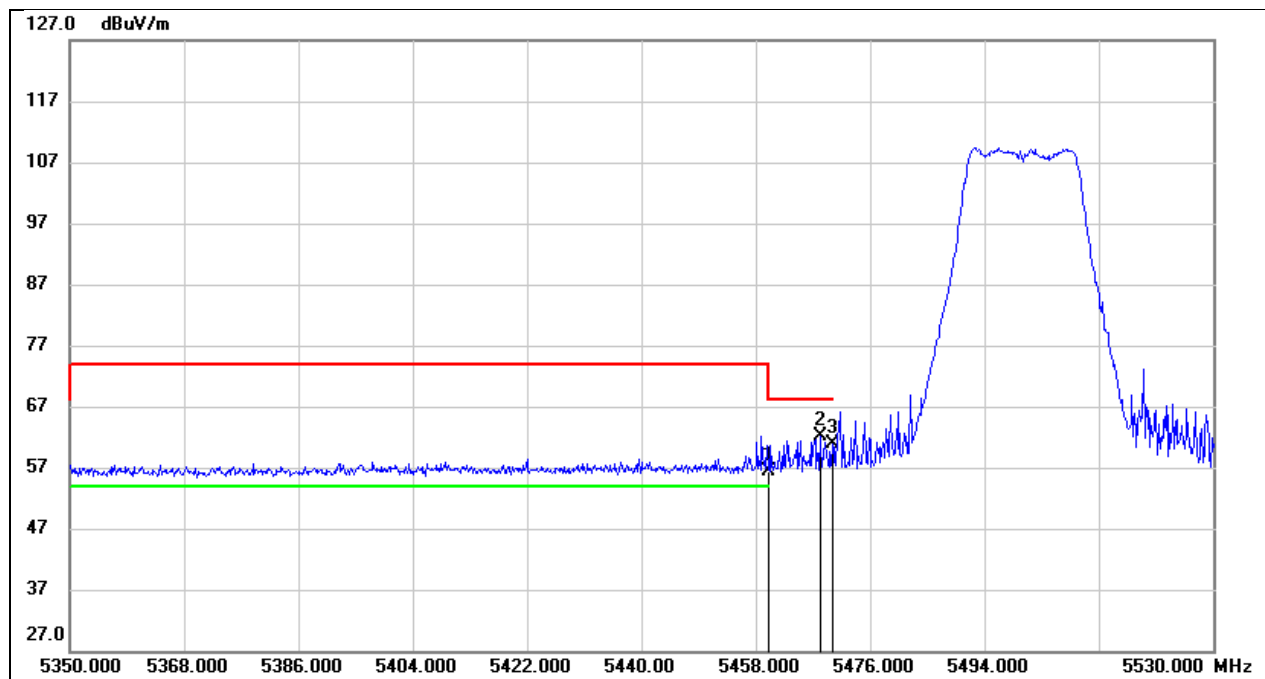
No.	Frequency (MHz)	Reading (dBuV)	Correct (dB/m)	Result (dBuV/m)	Limit (dBuV/m)	Margin (dB)	Remark
1	5350.000	30.33	40.49	70.82	74.00	-3.18	peak
2	5350.860	32.46	40.49	72.95	74.00	-1.05	peak

Test Mode:	802.11n HT20 AV	Frequency(MHz):	5320
Polarity:	Vertical	Test Voltage:	DC 48 V



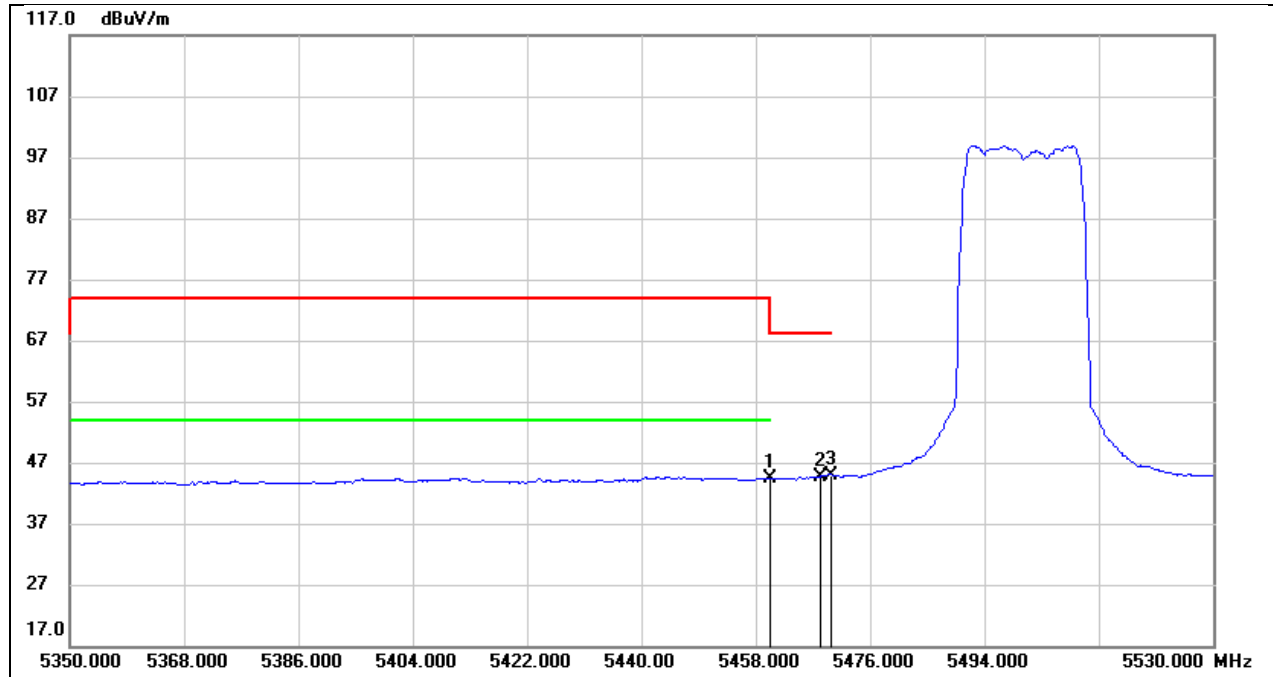
No.	Frequency (MHz)	Reading (dBuV)	Correct (dB/m)	Result (dBuV/m)	Limit (dBuV/m)	Margin (dB)	Remark
1	5350.000	5.11	40.49	45.60	54.00	-8.40	AVG
2	5350.860	4.96	40.49	45.45	54.00	-8.55	AVG

Test Mode:	802.11n HT20 PK	Frequency(MHz):	5500
Polarity:	Vertical	Test Voltage:	DC 48 V



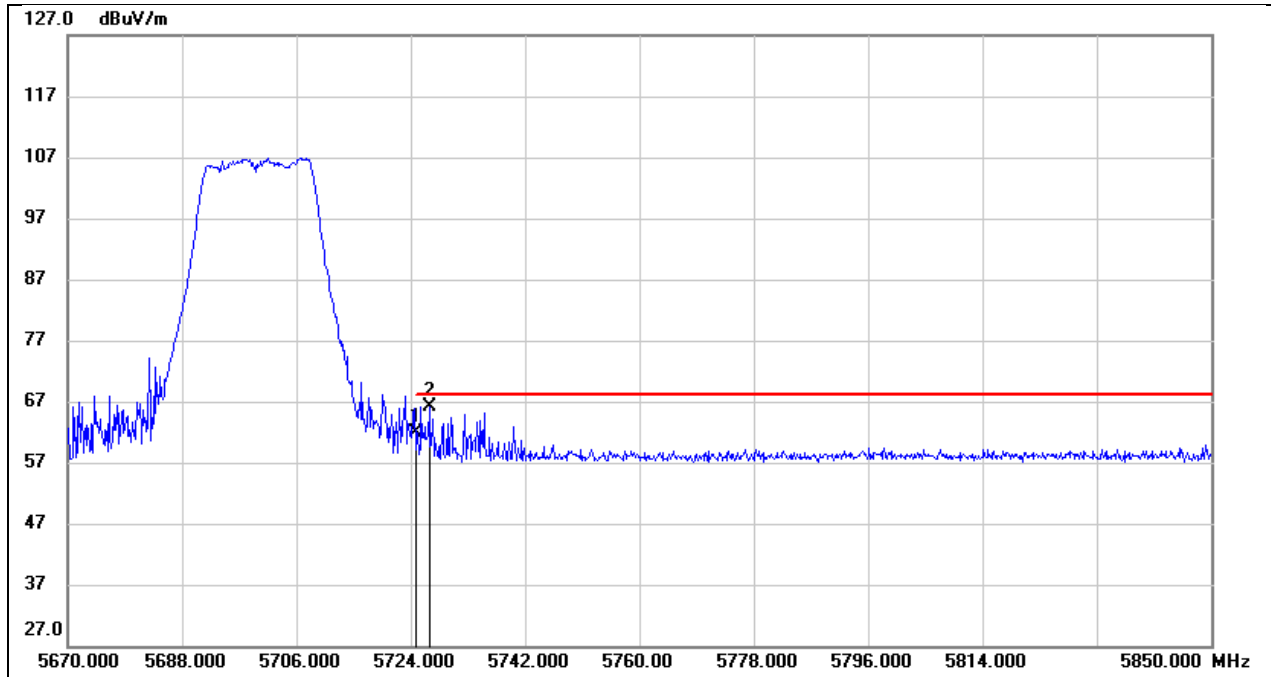
No.	Frequency (MHz)	Reading (dBuV)	Correct (dB/m)	Result (dBuV/m)	Limit (dBuV/m)	Margin (dB)	Remark
1	5460.000	15.67	40.62	56.29	74.00	-17.71	peak
2	5468.080	21.38	40.63	62.01	68.20	-6.19	peak
3	5470.000	20.37	40.63	61.00	68.20	-7.20	peak

Test Mode:	802.11n HT20 AV	Frequency(MHz):	5500
Polarity:	Vertical	Test Voltage:	DC 48 V



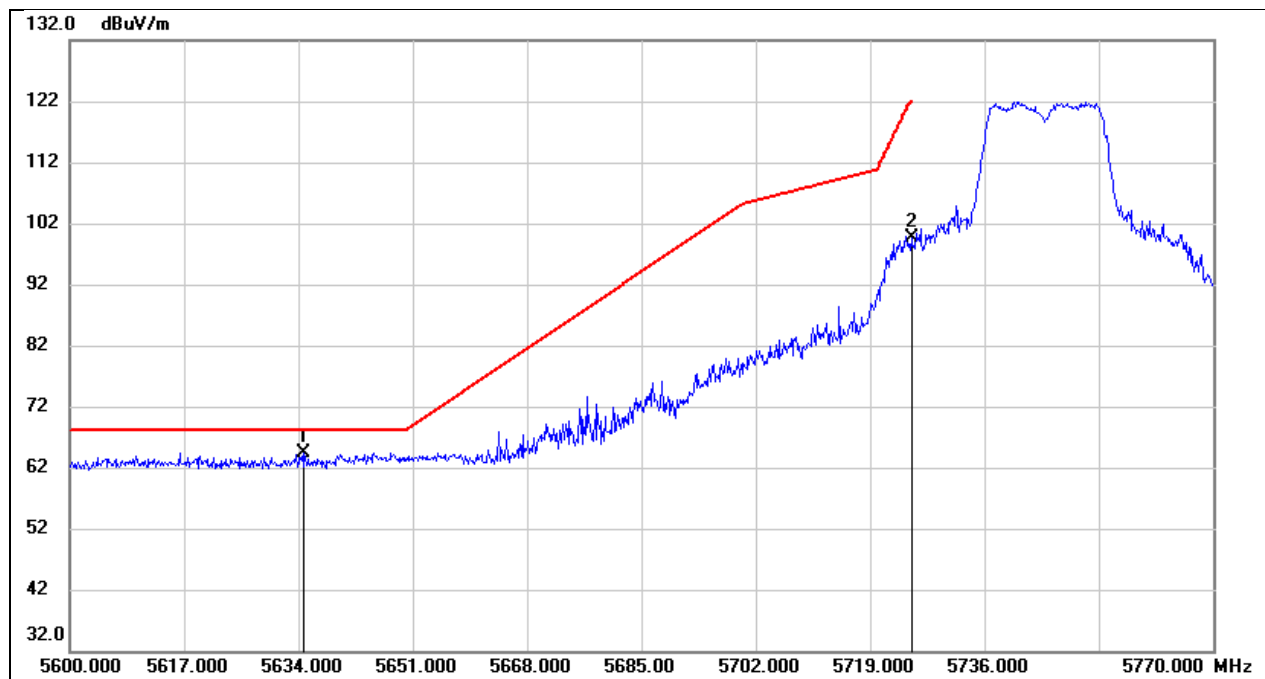
No.	Frequency (MHz)	Reading (dBuV)	Correct (dB/m)	Result (dBuV/m)	Limit (dBuV/m)	Margin (dB)	Remark
1	5460.000	3.73	40.62	44.35	54.00	-9.65	AVG
2	5468.080	4.08	40.63	44.71	/	/	AVG
3	5470.000	4.23	40.63	44.86	/	/	AVG

Test Mode:	802.11n HT20 PK	Frequency(MHz):	5700
Polarity:	Vertical	Test Voltage:	DC 48 V



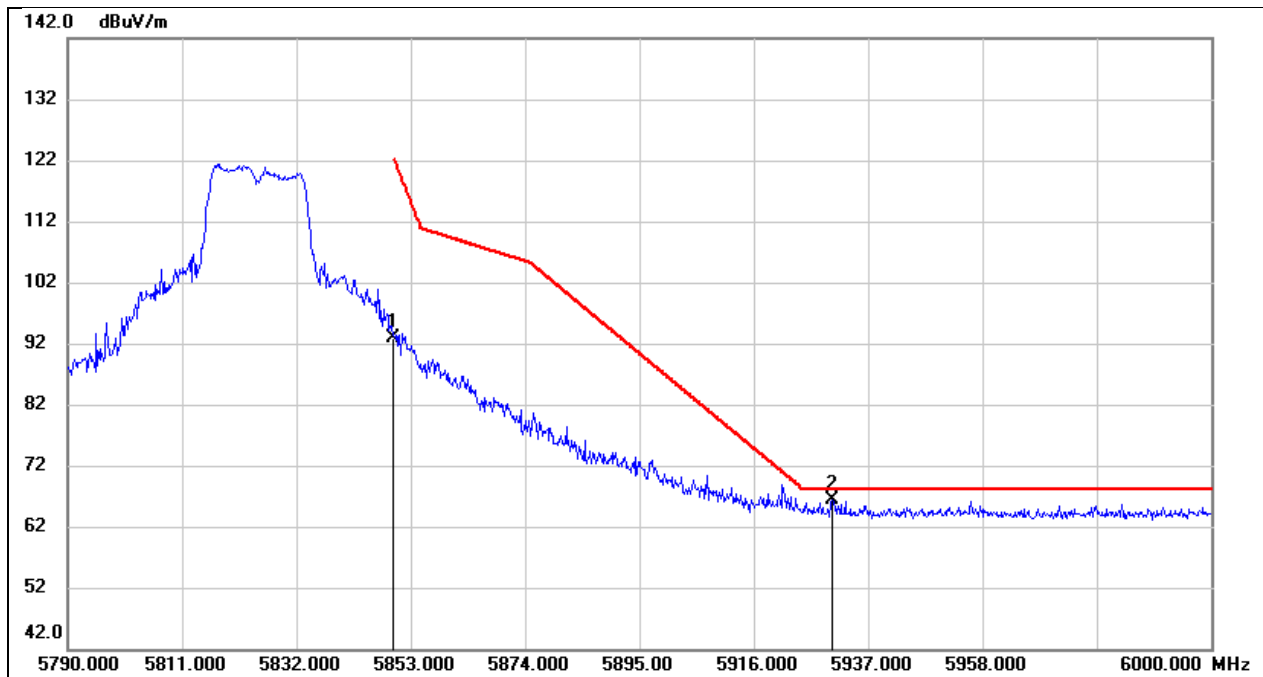
No.	Frequency (MHz)	Reading (dBuV)	Correct (dB/m)	Result (dBuV/m)	Limit (dBuV/m)	Margin (dB)	Remark
1	5725.000	20.63	41.27	61.90	68.20	-6.30	peak
2	5726.880	24.97	41.27	66.24	68.20	-1.96	peak

Test Mode:	802.11n HT20 PK	Frequency(MHz):	5745
Polarity:	Vertical	Test Voltage:	DC 48 V



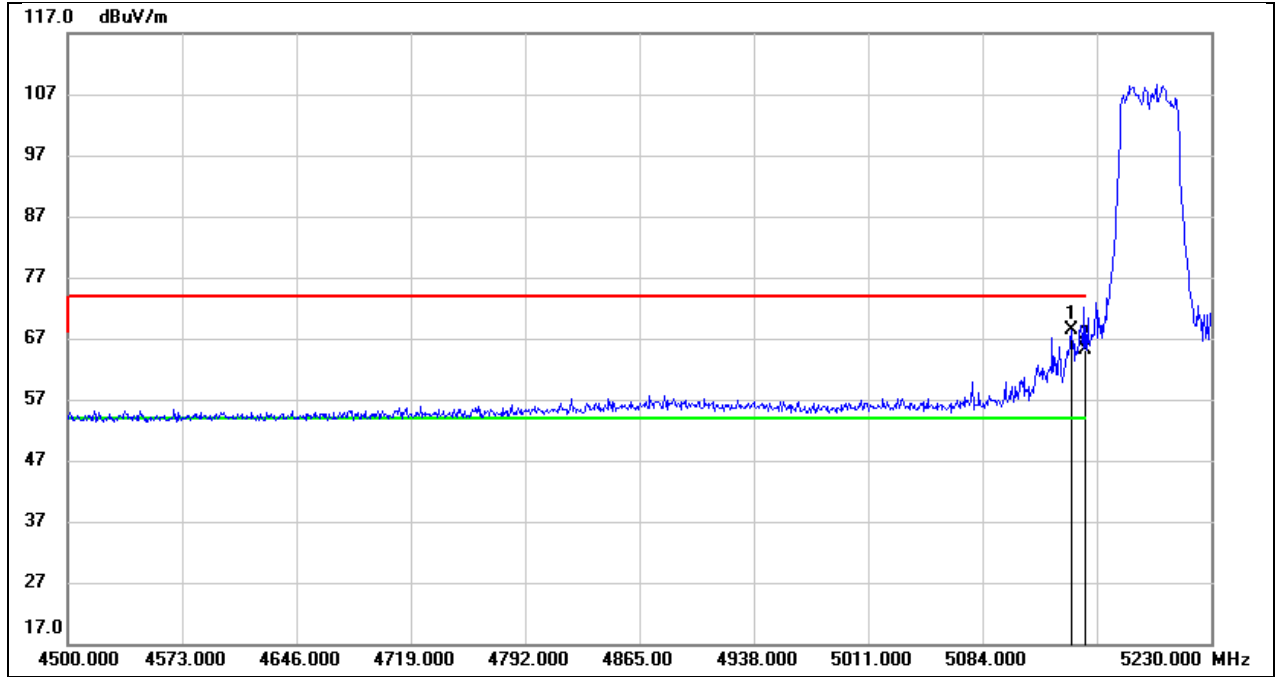
No.	Frequency (MHz)	Reading (dBuV)	Correct (dB/m)	Result (dBuV/m)	Limit (dBuV/m)	Margin (dB)	Remark
1	5634.850	23.28	41.02	64.30	68.20	-3.90	peak
2	5725.000	58.39	41.27	99.66	122.20	-22.54	peak

Test Mode:	802.11n HT20 PK	Frequency(MHz):	5825
Polarity:	Vertical	Test Voltage:	DC 48 V



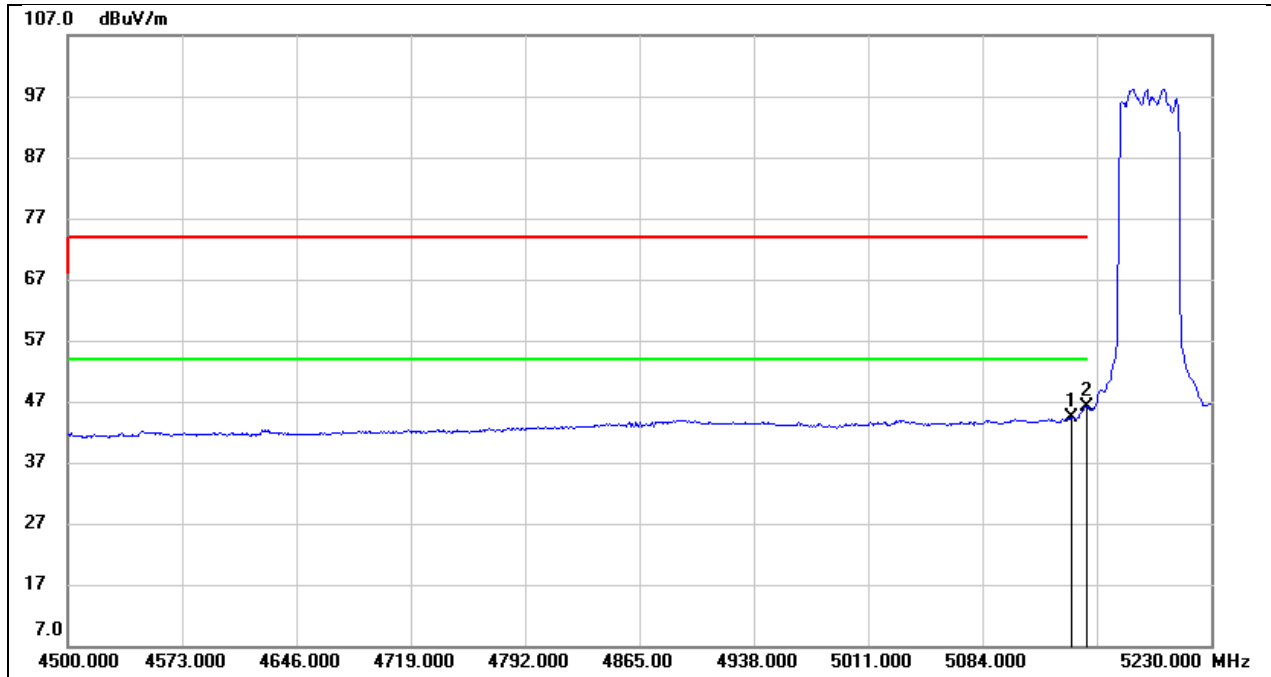
No.	Frequency (MHz)	Reading (dBuV)	Correct (dB/m)	Result (dBuV/m)	Limit (dBuV/m)	Margin (dB)	Remark
1	5850.000	51.40	41.60	93.00	122.20	-29.20	peak
2	5930.490	24.56	41.81	66.37	68.20	-1.83	peak

Test Mode:	802.11n HT40 PK	Frequency(MHz):	5190
Polarity:	Vertical	Test Voltage:	DC 48 V



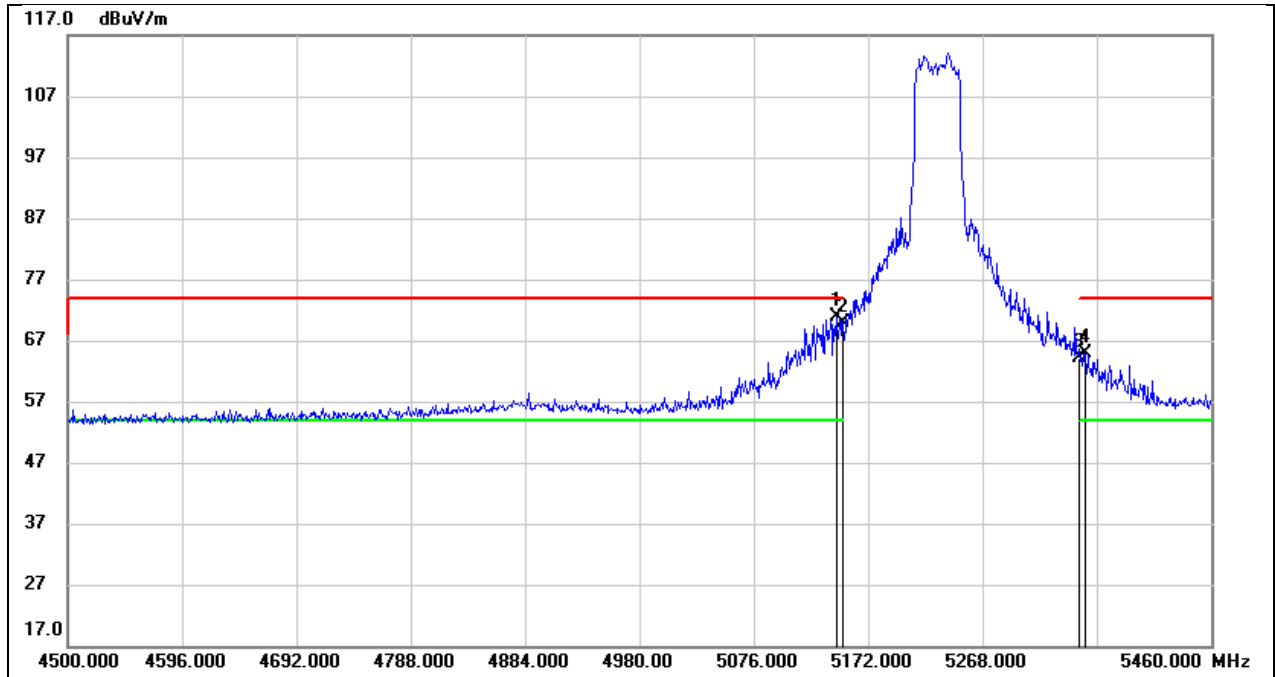
No.	Frequency (MHz)	Reading (dBuV)	Correct (dB/m)	Result (dBuV/m)	Limit (dBuV/m)	Margin (dB)	Remark
1	5140.940	28.20	40.26	68.46	74.00	-5.54	peak
2	5150.000	24.74	40.27	65.01	74.00	-8.99	peak

Test Mode:	802.11n HT40 AV	Frequency(MHz):	5190
Polarity:	Vertical	Test Voltage:	DC 48 V



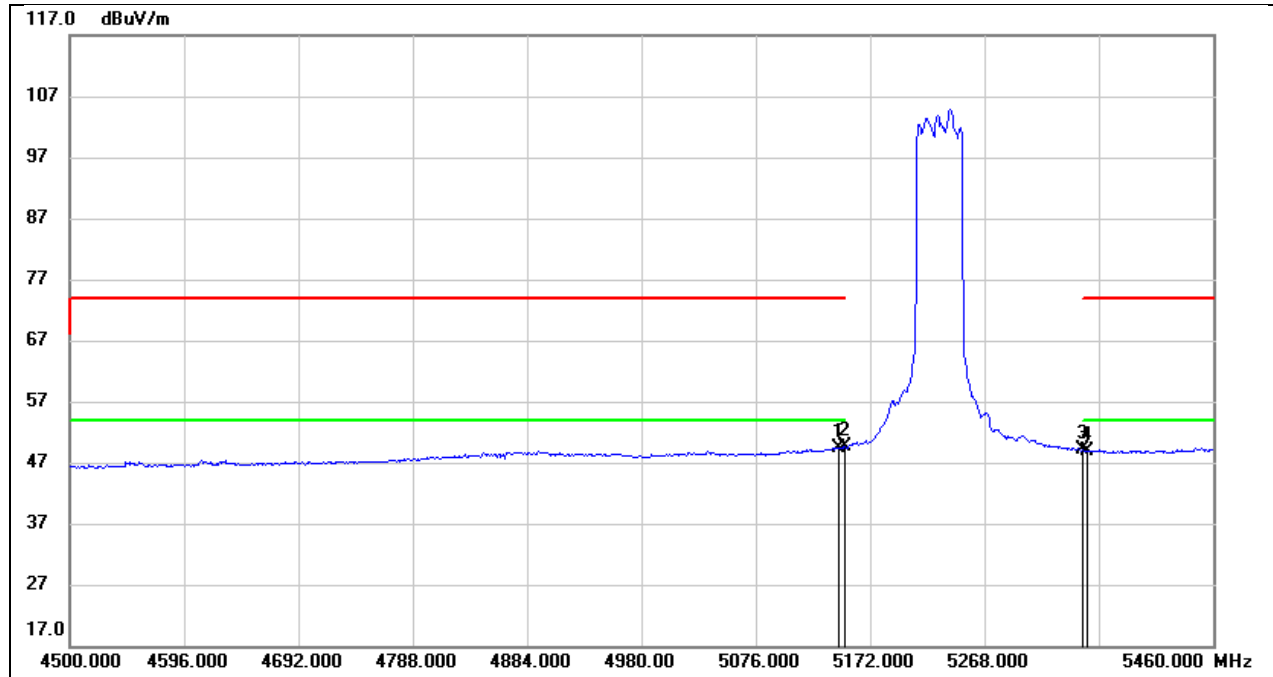
No.	Frequency (MHz)	Reading (dBuV)	Correct (dB/m)	Result (dBuV/m)	Limit (dBuV/m)	Margin (dB)	Remark
1	5140.940	4.07	40.26	44.33	54.00	-9.67	AVG
2	5150.000	5.88	40.27	46.15	54.00	-7.85	AVG

Test Mode:	802.11n HT40 PK	Frequency(MHz):	5230
Polarity:	Vertical	Test Voltage:	DC 48 V



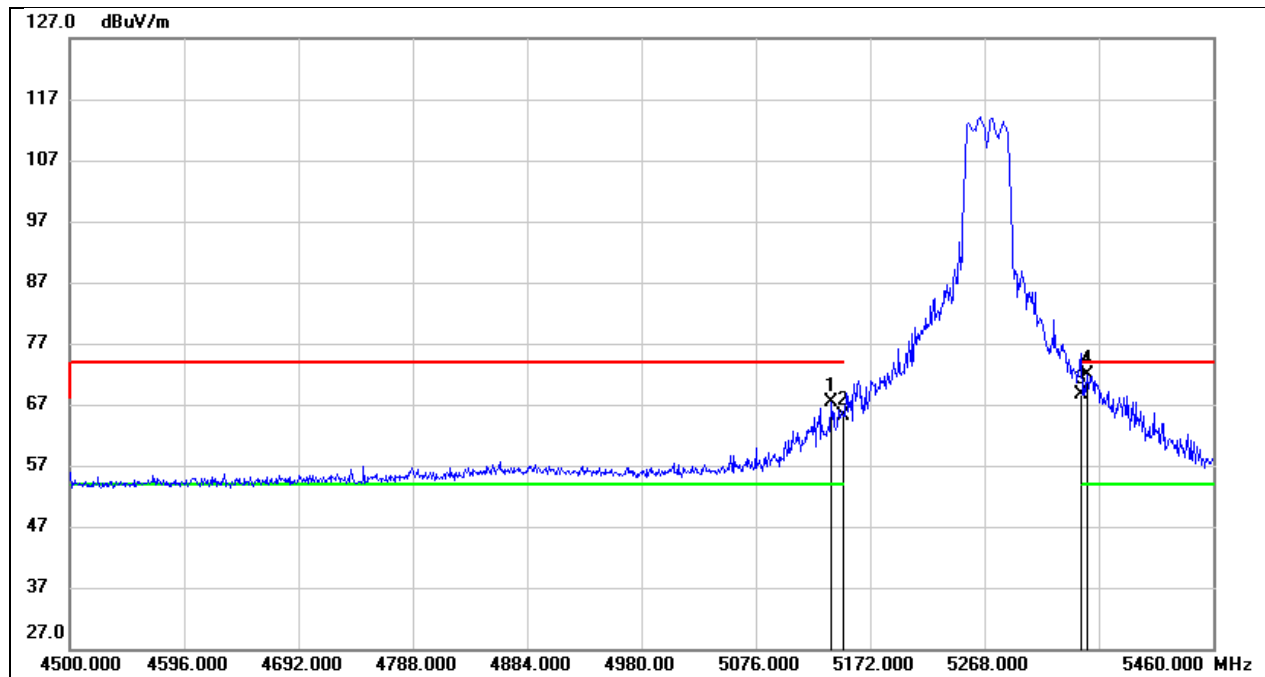
No.	Frequency (MHz)	Reading (dBuV)	Correct (dB/m)	Result (dBuV/m)	Limit (dBuV/m)	Margin (dB)	Remark
1	5145.120	30.70	40.27	70.97	74.00	-3.03	peak
2	5150.000	29.50	40.27	69.77	74.00	-4.23	peak
3	5350.000	23.69	40.49	64.18	74.00	-9.82	peak
4	5354.400	24.44	40.50	64.94	74.00	-9.06	peak

Test Mode:	802.11n HT40 AV	Frequency(MHz):	5230
Polarity:	Vertical	Test Voltage:	DC 48 V



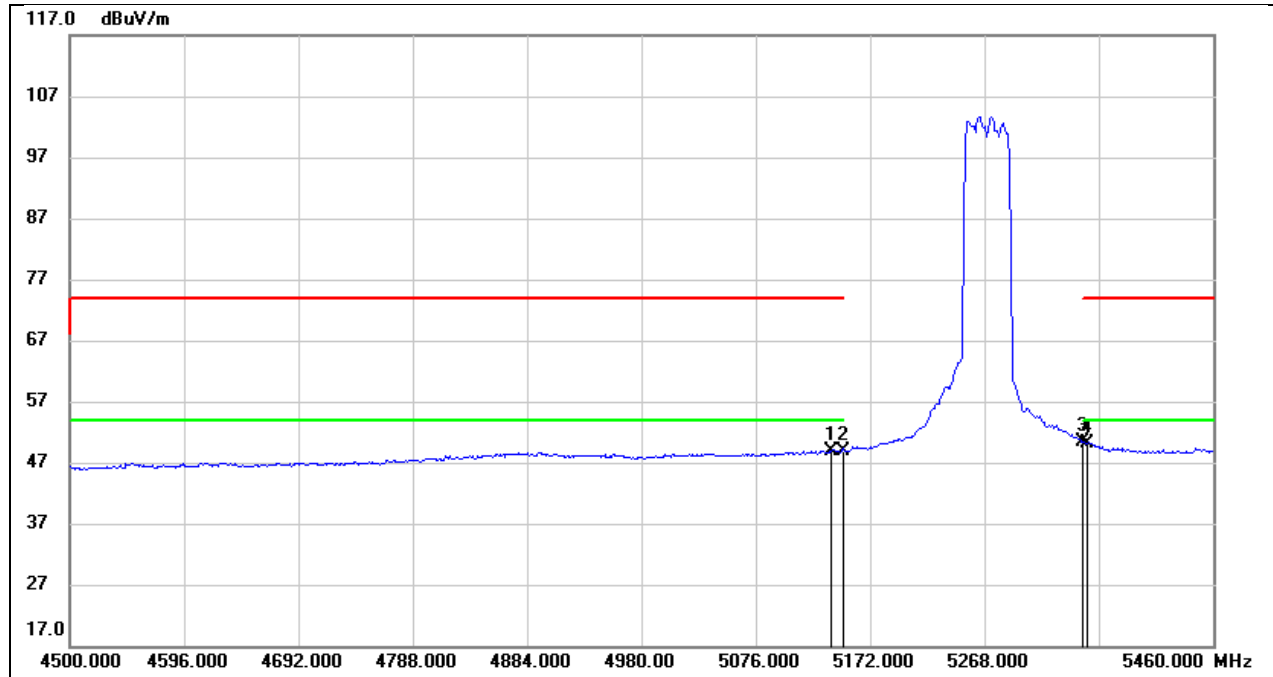
No.	Frequency (MHz)	Reading (dBuV)	Correct (dB/m)	Result (dBuV/m)	Limit (dBuV/m)	Margin (dB)	Remark
1	5145.120	9.07	40.27	49.34	54.00	-4.66	AVG
2	5150.000	9.37	40.27	49.64	54.00	-4.36	AVG
3	5350.000	8.54	40.49	49.03	54.00	-4.97	AVG
4	5354.400	8.39	40.50	48.89	54.00	-5.11	AVG

Test Mode:	802.11n HT40 PK	Frequency(MHz):	5270
Polarity:	Vertical	Test Voltage:	DC 48 V



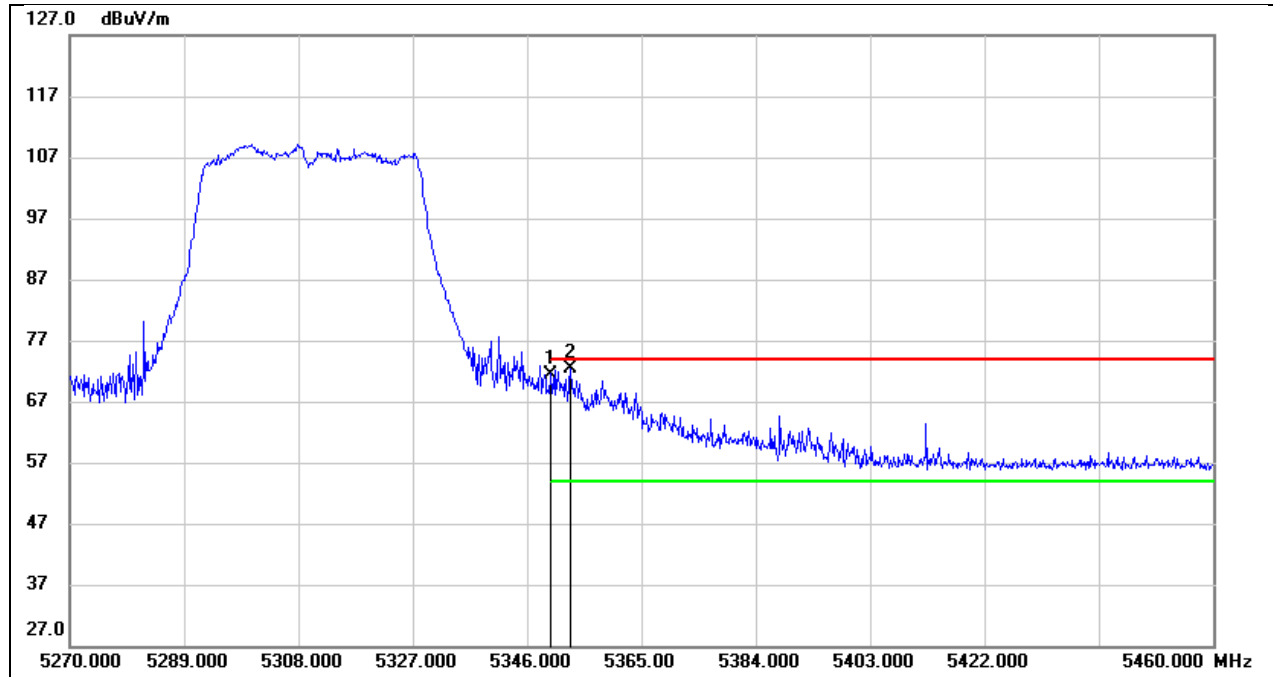
No.	Frequency (MHz)	Reading (dBuV)	Correct (dB/m)	Result (dBuV/m)	Limit (dBuV/m)	Margin (dB)	Remark
1	5139.360	27.02	40.26	67.28	74.00	-6.72	peak
2	5150.000	24.85	40.27	65.12	74.00	-8.88	peak
3	5350.000	28.02	40.49	68.51	74.00	-5.49	peak
4	5354.400	31.29	40.50	71.79	74.00	-2.21	peak

Test Mode:	802.11n HT40 AV	Frequency(MHz):	5270
Polarity:	Vertical	Test Voltage:	DC 48 V



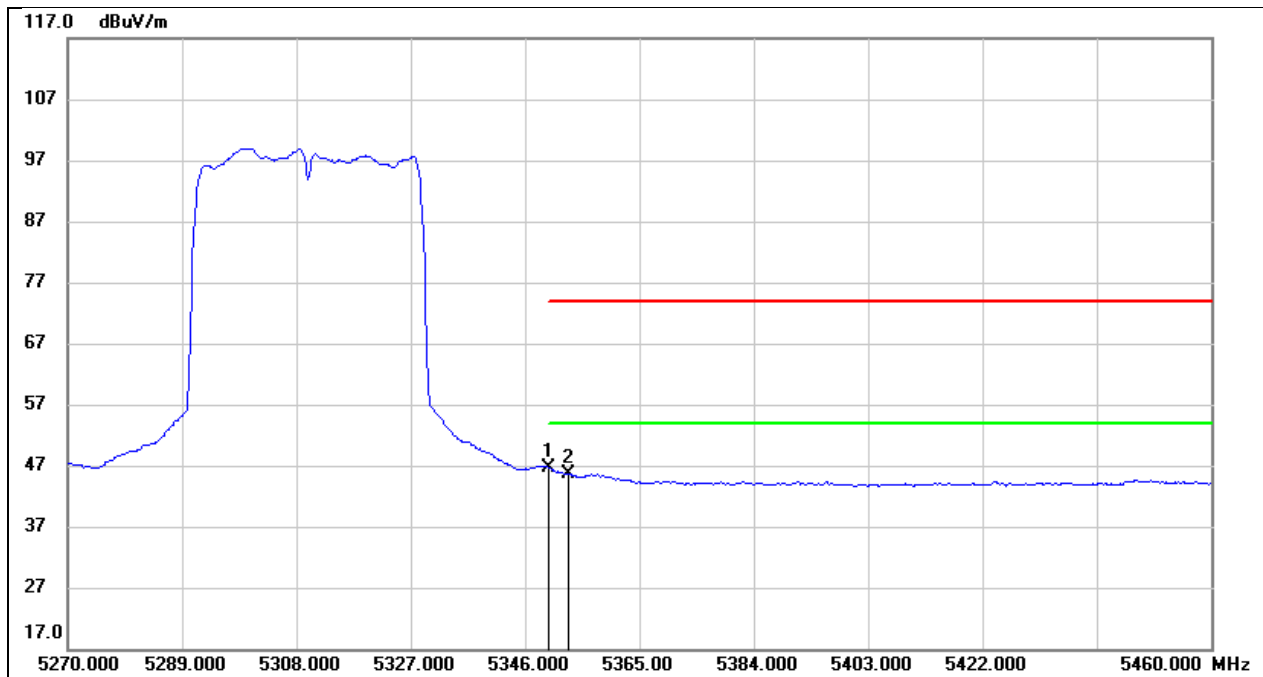
No.	Frequency (MHz)	Reading (dBuV)	Correct (dB/m)	Result (dBuV/m)	Limit (dBuV/m)	Margin (dB)	Remark
1	5139.360	8.54	40.26	48.80	54.00	-5.20	AVG
2	5150.000	8.67	40.27	48.94	54.00	-5.06	AVG
3	5350.000	9.86	40.49	50.35	54.00	-3.65	AVG
4	5354.400	9.74	40.50	50.24	54.00	-3.76	AVG

Test Mode:	802.11n HT40 PK	Frequency(MHz):	5310
Polarity:	Vertical	Test Voltage:	DC 48 V



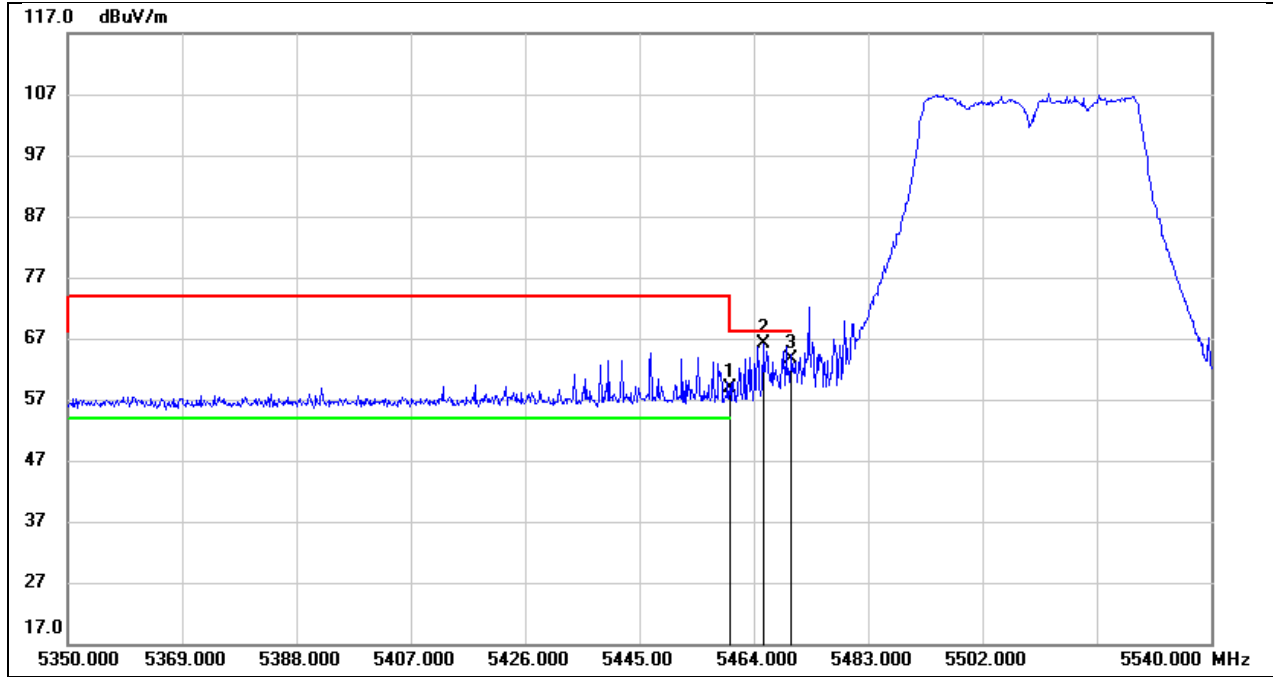
No.	Frequency (MHz)	Reading (dBuV)	Correct (dB/m)	Result (dBuV/m)	Limit (dBuV/m)	Margin (dB)	Remark
1	5350.000	30.83	40.49	71.32	74.00	-2.68	peak
2	5353.220	31.87	40.50	72.37	74.00	-1.63	peak

Test Mode:	802.11n HT40 AV	Frequency(MHz):	5310
Polarity:	Vertical	Test Voltage:	DC 48 V



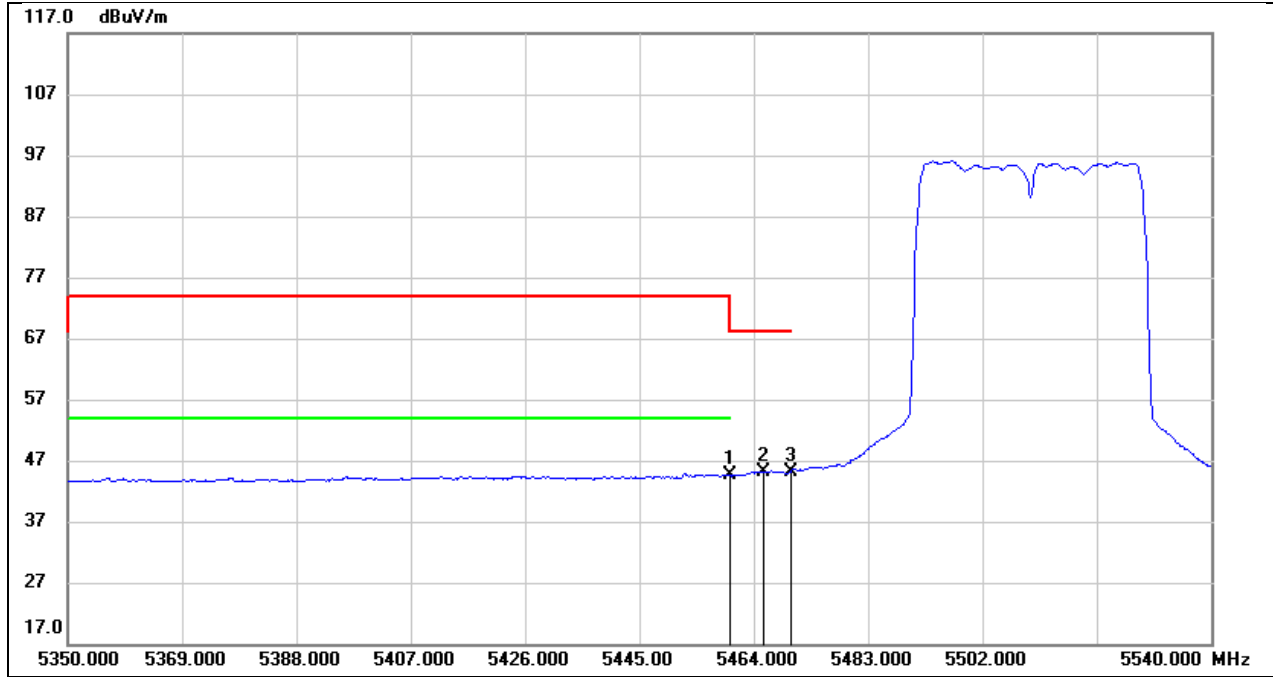
No.	Frequency (MHz)	Reading (dBuV)	Correct (dB/m)	Result (dBuV/m)	Limit (dBuV/m)	Margin (dB)	Remark
1	5350.000	6.04	40.49	46.53	54.00	-7.47	AVG
2	5353.220	5.06	40.50	45.56	54.00	-8.44	AVG

Test Mode:	802.11n HT40 PK	Frequency(MHz):	5510
Polarity:	Vertical	Test Voltage:	DC 48 V



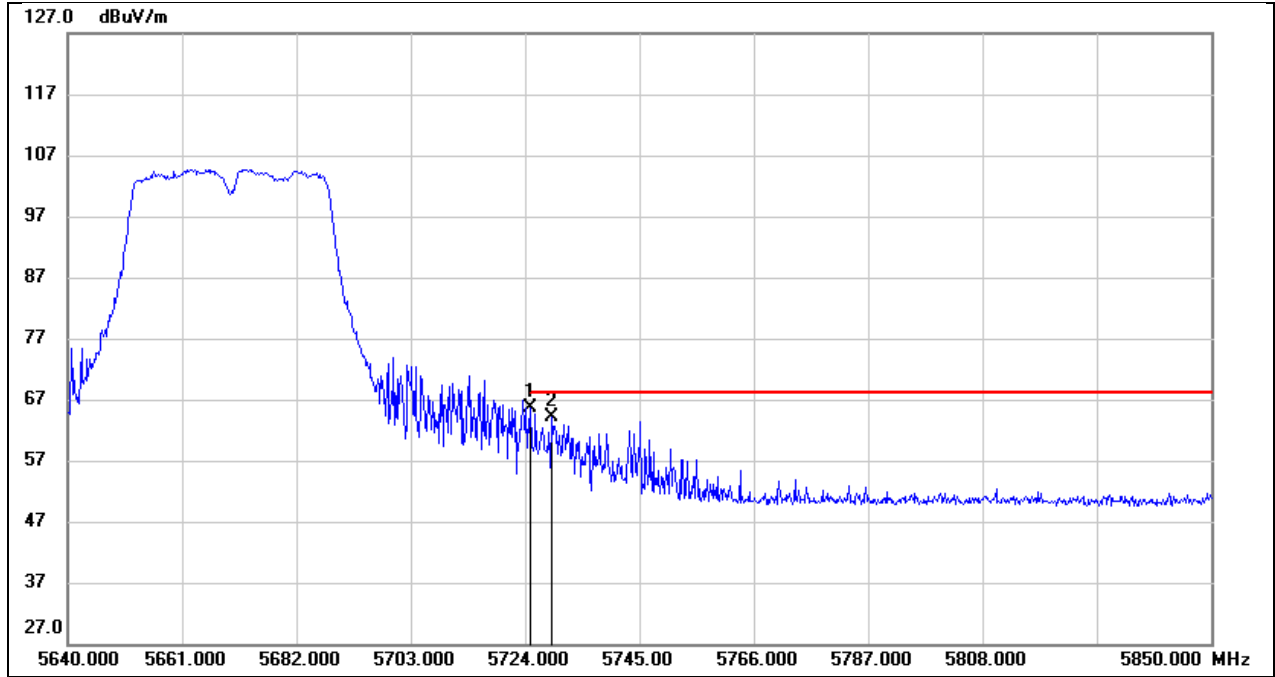
No.	Frequency (MHz)	Reading (dBuV)	Correct (dB/m)	Result (dBuV/m)	Limit (dBuV/m)	Margin (dB)	Remark
1	5460.000	18.24	40.62	58.86	74.00	-15.14	peak
2	5465.520	25.56	40.62	66.18	68.20	-2.02	peak
3	5470.000	22.91	40.63	63.54	68.20	-4.66	peak

Test Mode:	802.11n HT40 AV	Frequency(MHz):	5510
Polarity:	Vertical	Test Voltage:	DC 48 V



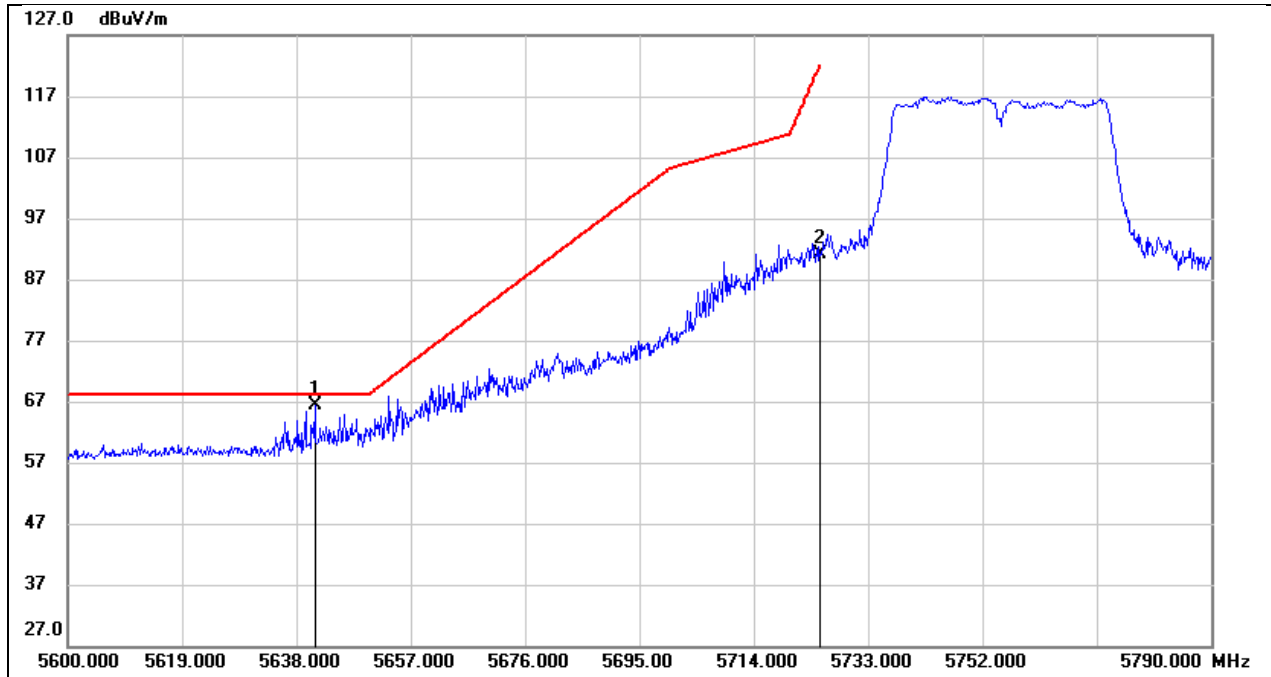
No.	Frequency (MHz)	Reading (dBuV)	Correct (dB/m)	Result (dBuV/m)	Limit (dBuV/m)	Margin (dB)	Remark
1	5460.000	3.93	40.62	44.55	54.00	-9.45	AVG
2	5465.520	4.54	40.62	45.16	/	/	AVG
3	5470.000	4.60	40.63	45.23	/	/	AVG

Test Mode:	802.11n HT40 PK	Frequency(MHz):	5670
Polarity:	Vertical	Test Voltage:	DC 48 V



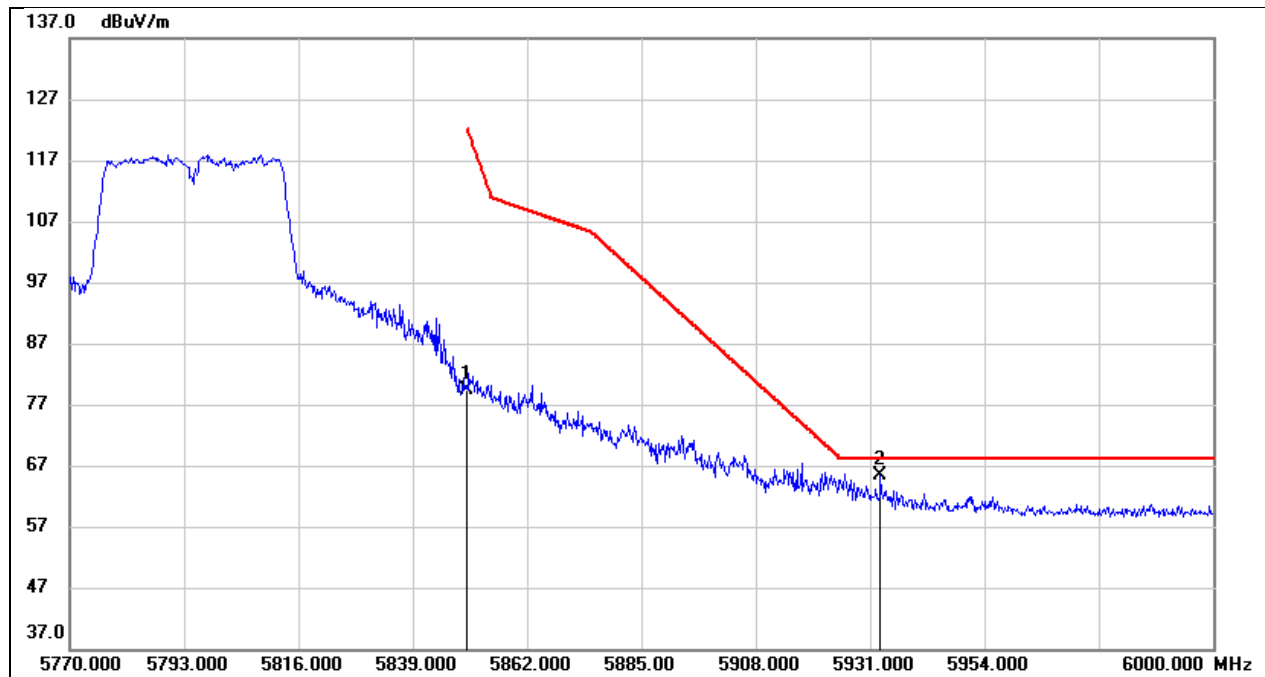
No.	Frequency (MHz)	Reading (dBuV)	Correct (dB/m)	Result (dBuV/m)	Limit (dBuV/m)	Margin (dB)	Remark
1	5725.000	32.14	33.43	65.57	68.20	-2.63	peak
2	5728.830	30.79	33.43	64.22	68.20	-3.98	peak

Test Mode:	802.11n HT40 PK	Frequency(MHz):	5755
Polarity:	Vertical	Test Voltage:	DC 48 V



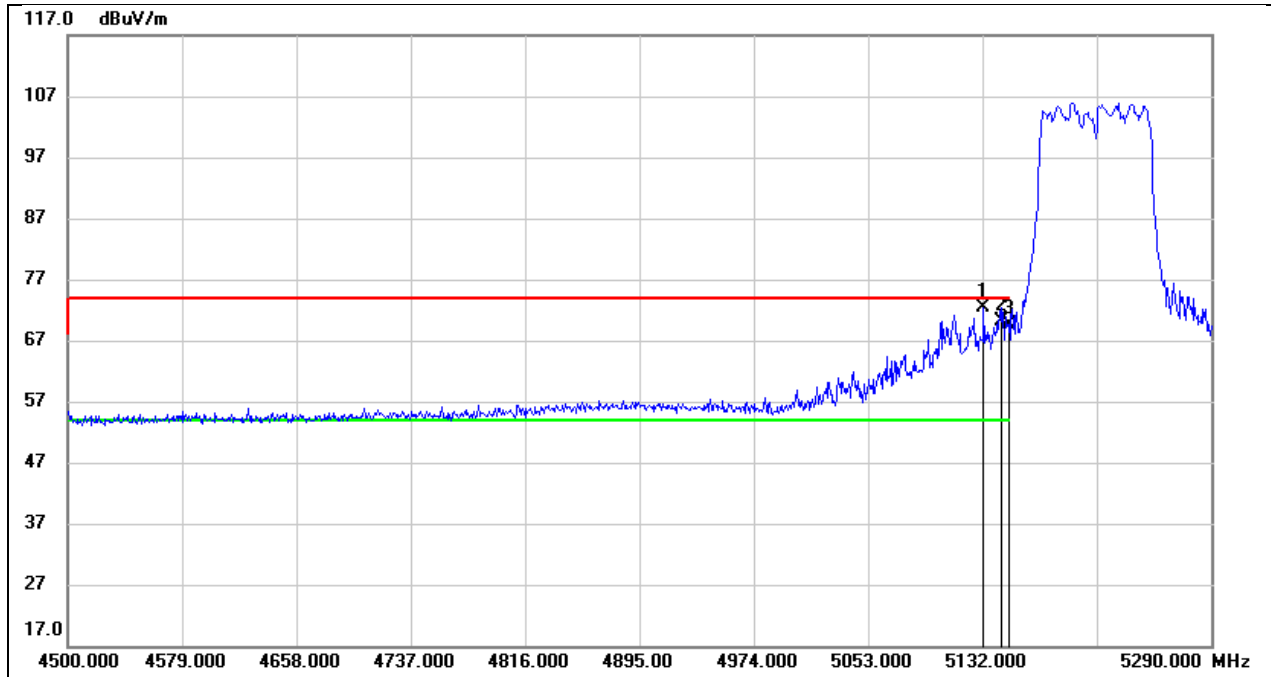
No.	Frequency (MHz)	Reading (dBuV)	Correct (dB/m)	Result (dBuV/m)	Limit (dBuV/m)	Margin (dB)	Remark
1	5641.040	25.35	41.04	66.39	68.20	-1.81	peak
2	5725.000	49.89	41.27	91.16	122.20	-31.04	peak

Test Mode:	802.11n HT40 PK	Frequency(MHz):	5795
Polarity:	Vertical	Test Voltage:	DC 48 V



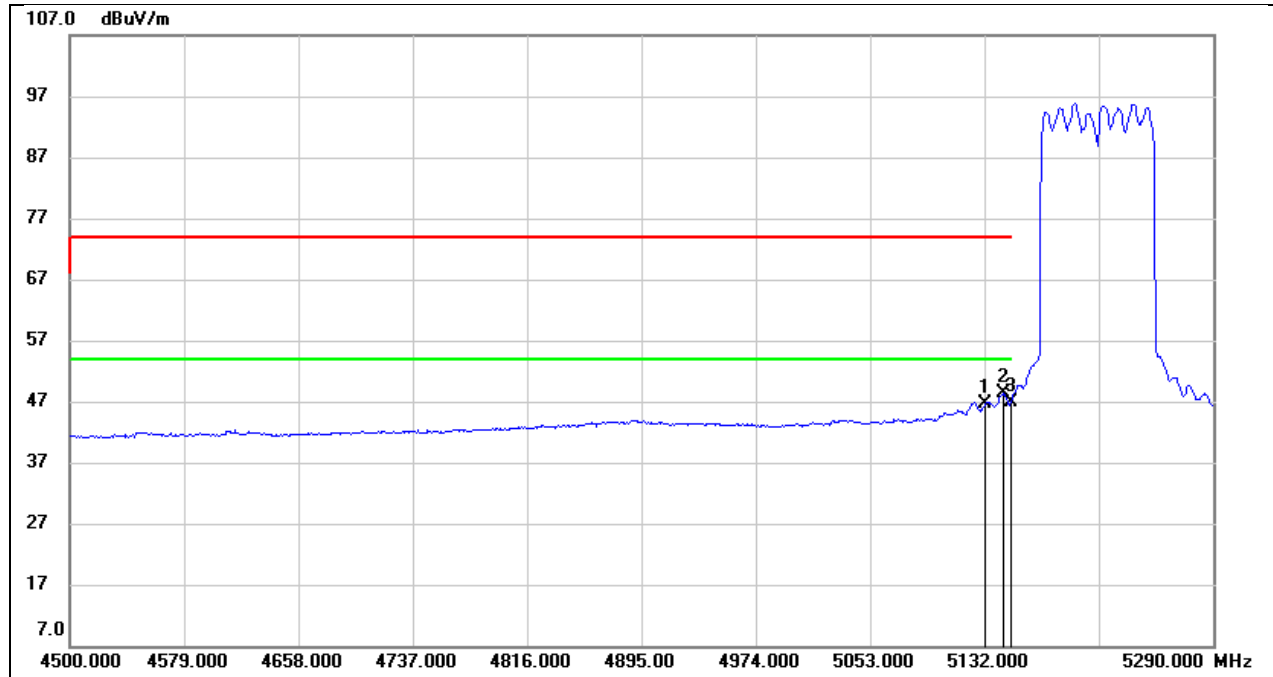
No.	Frequency (MHz)	Reading (dBuV)	Correct (dB/m)	Result (dBuV/m)	Limit (dBuV/m)	Margin (dB)	Remark
1	5850.000	37.86	41.60	79.46	122.20	-42.74	peak
2	5933.070	23.64	41.82	65.46	68.20	-2.74	peak

Test Mode:	802.11ac VHT80 PK	Frequency(MHz):	5210
Polarity:	Vertical	Test Voltage:	DC 48 V



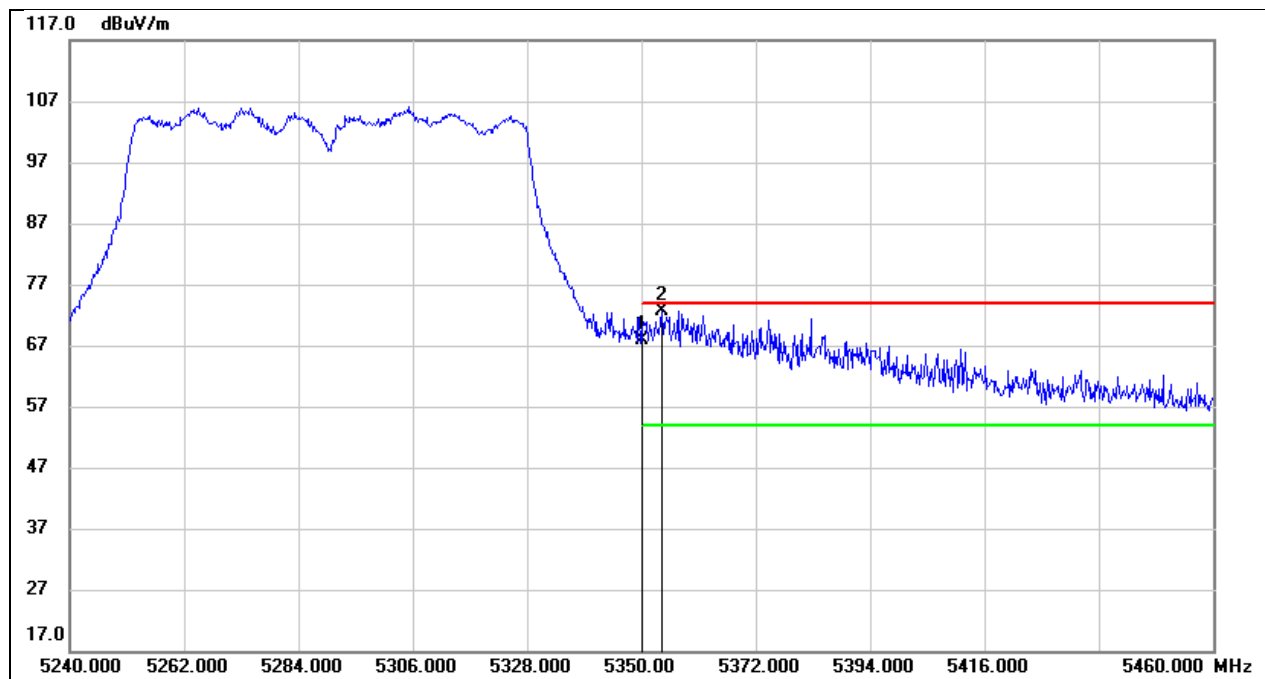
No.	Frequency (MHz)	Reading (dBuV)	Correct (dB/m)	Result (dBuV/m)	Limit (dBuV/m)	Margin (dB)	Remark
1	5132.790	32.12	40.26	72.38	74.00	-1.62	peak
2	5144.640	29.84	40.27	70.11	74.00	-3.89	peak
3	5150.000	29.36	40.27	69.63	74.00	-4.37	peak

Test Mode:	802.11ac VHT80 AV	Frequency(MHz):	5210
Polarity:	Vertical	Test Voltage:	DC 48 V



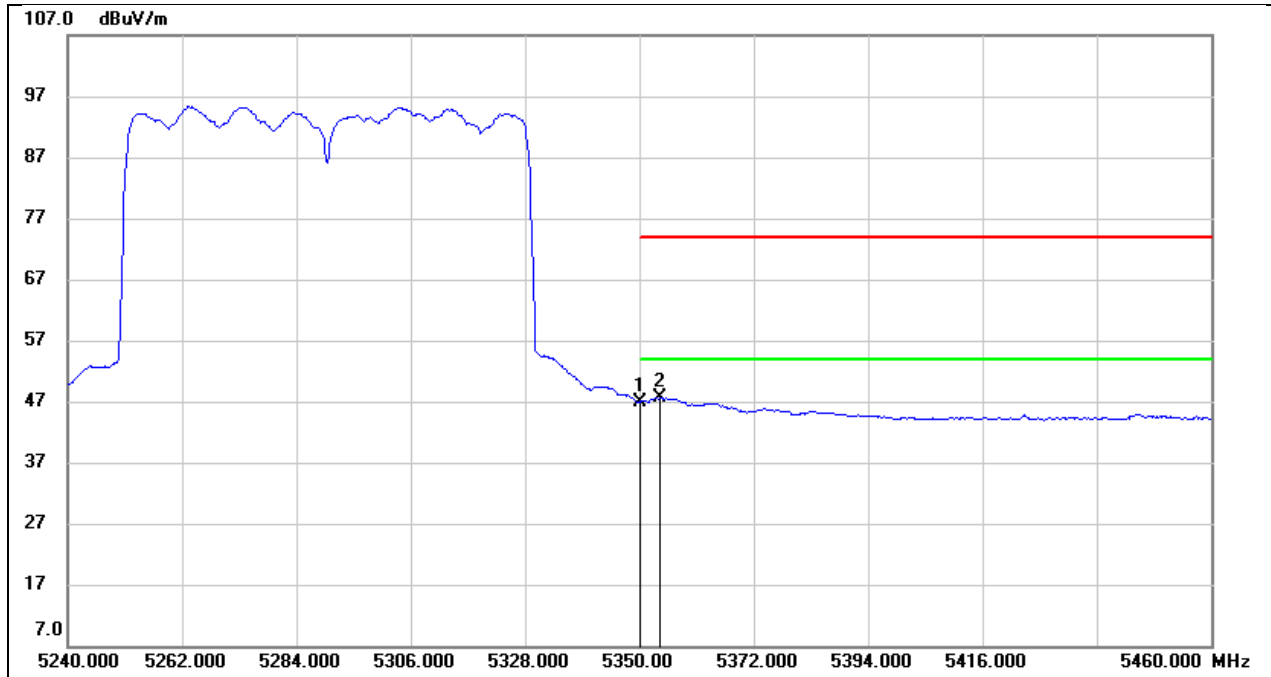
No.	Frequency (MHz)	Reading (dBuV)	Correct (dB/m)	Result (dBuV/m)	Limit (dBuV/m)	Margin (dB)	Remark
1	5132.790	6.28	40.26	46.54	54.00	-7.46	AVG
2	5144.640	8.10	40.27	48.37	54.00	-5.63	AVG
3	5150.000	6.64	40.27	46.91	54.00	-7.09	AVG

Test Mode:	802.11ac VHT80 PK	Frequency(MHz):	5290
Polarity:	Vertical	Test Voltage:	DC 48 V



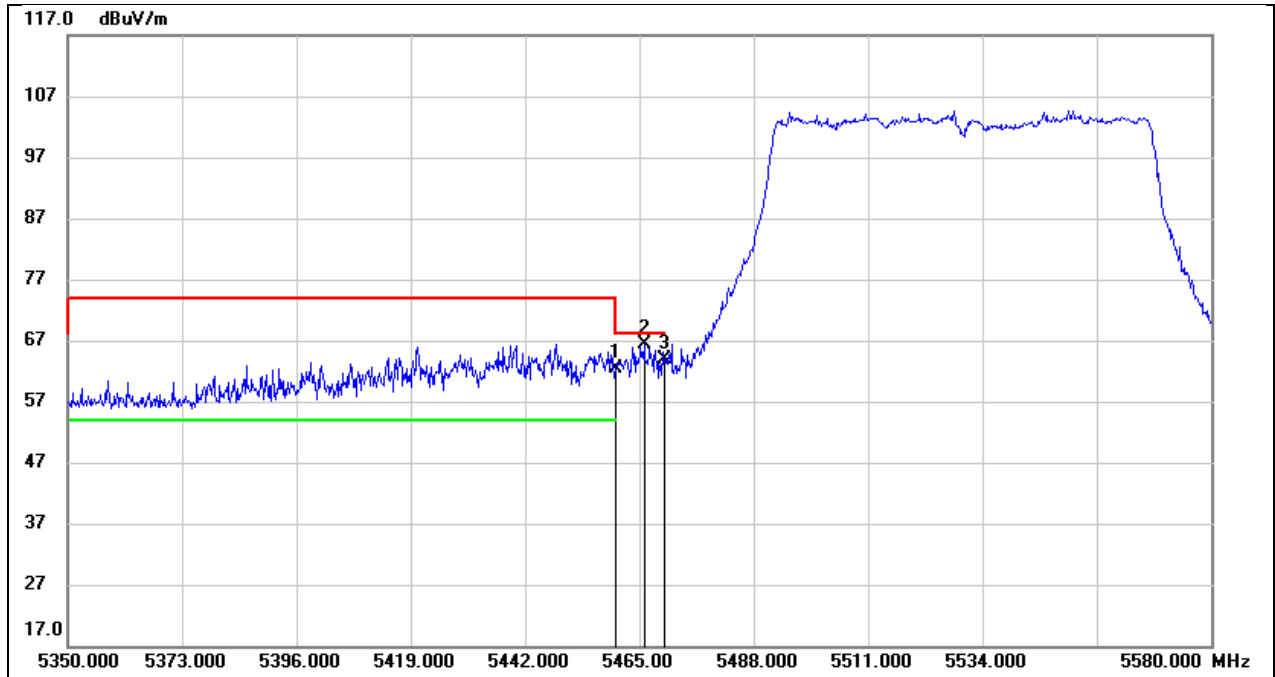
No.	Frequency (MHz)	Reading (dBuV)	Correct (dB/m)	Result (dBuV/m)	Limit (dBuV/m)	Margin (dB)	Remark
1	5350.000	27.34	40.49	67.83	74.00	-6.17	peak
2	5353.960	32.24	40.50	72.74	74.00	-1.26	peak

Test Mode:	802.11ac VHT80 AV	Frequency(MHz):	5290
Polarity:	Vertical	Test Voltage:	DC 48 V



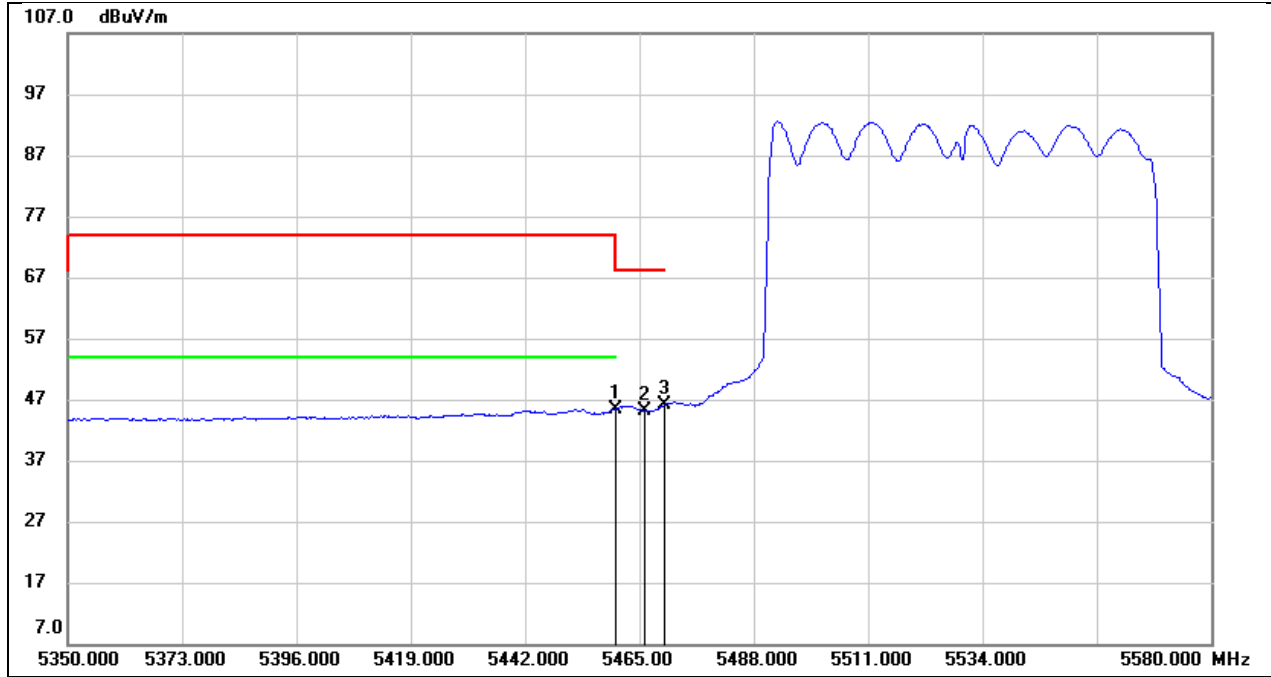
No.	Frequency (MHz)	Reading (dBuV)	Correct (dB/m)	Result (dBuV/m)	Limit (dBuV/m)	Margin (dB)	Remark
1	5350.000	6.39	40.49	46.88	54.00	-7.12	AVG
2	5353.960	7.02	40.50	47.52	54.00	-6.48	AVG

Test Mode:	802.11ac VHT80 PK	Frequency(MHz):	5530
Polarity:	Vertical	Test Voltage:	DC 48 V



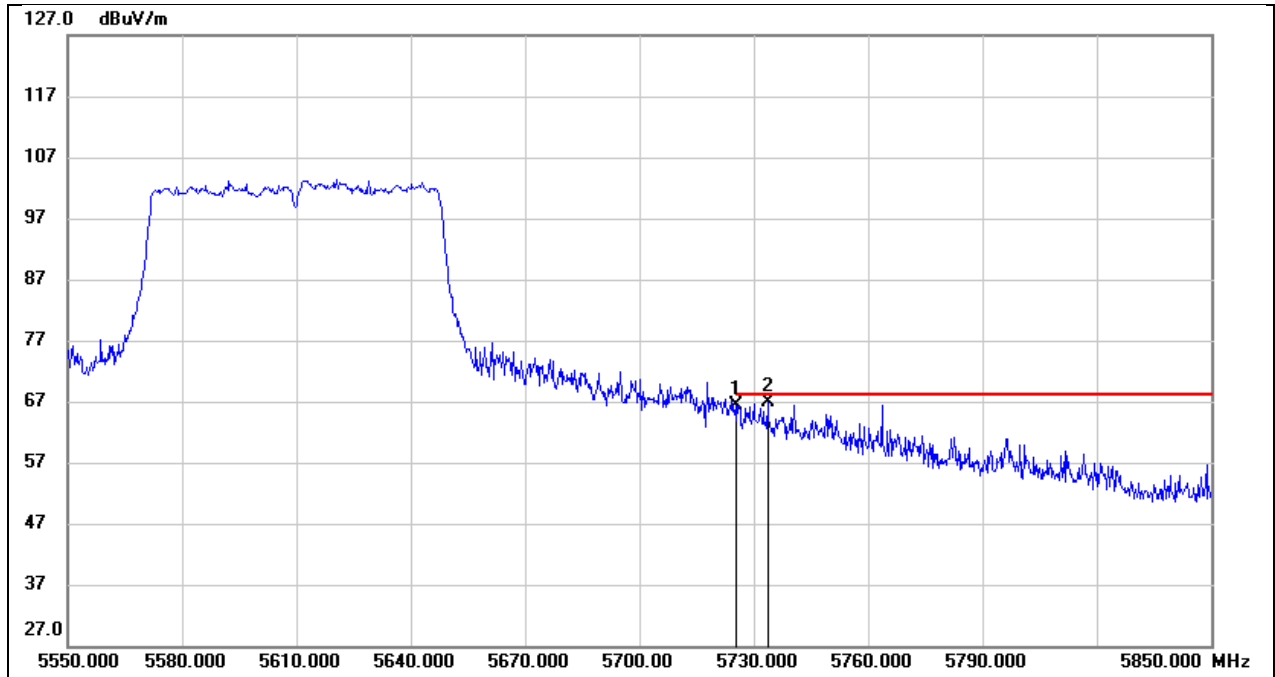
No.	Frequency (MHz)	Reading (dBuV)	Correct (dB/m)	Result (dBuV/m)	Limit (dBuV/m)	Margin (dB)	Remark
1	5460.000	21.68	40.62	62.30	74.00	-11.70	peak
2	5465.920	25.79	40.62	66.41	68.20	-1.79	peak
3	5470.000	23.31	40.63	63.94	68.20	-4.26	peak

Test Mode:	802.11ac VHT80 AV	Frequency(MHz):	5530
Polarity:	Vertical	Test Voltage:	DC 48 V



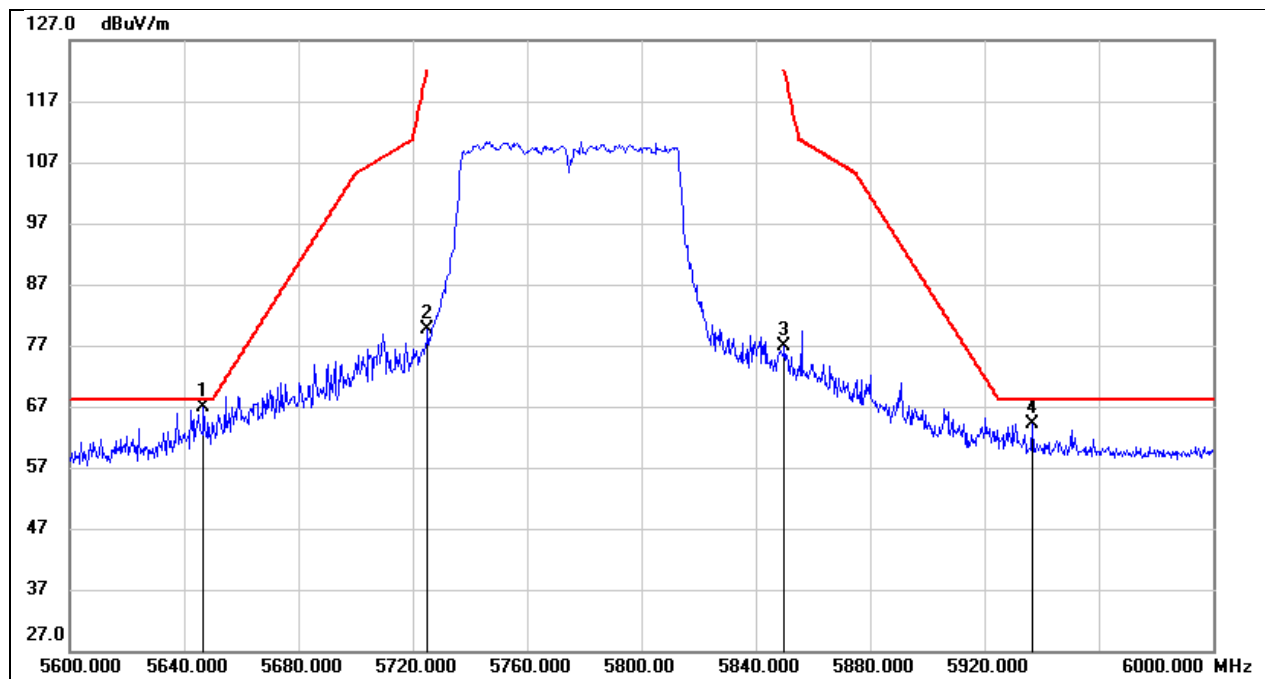
No.	Frequency (MHz)	Reading (dBuV)	Correct (dB/m)	Result (dBuV/m)	Limit (dBuV/m)	Margin (dB)	Remark
1	5460.000	4.85	40.62	45.47	54.00	-8.53	AVG
2	5465.920	4.44	40.62	45.06	/	/	AVG
3	5470.000	5.45	40.63	46.08	/	/	AVG

Test Mode:	802.11ac VHT80 PK	Frequency(MHz):	5610
Polarity:	Vertical	Test Voltage:	DC 48 V



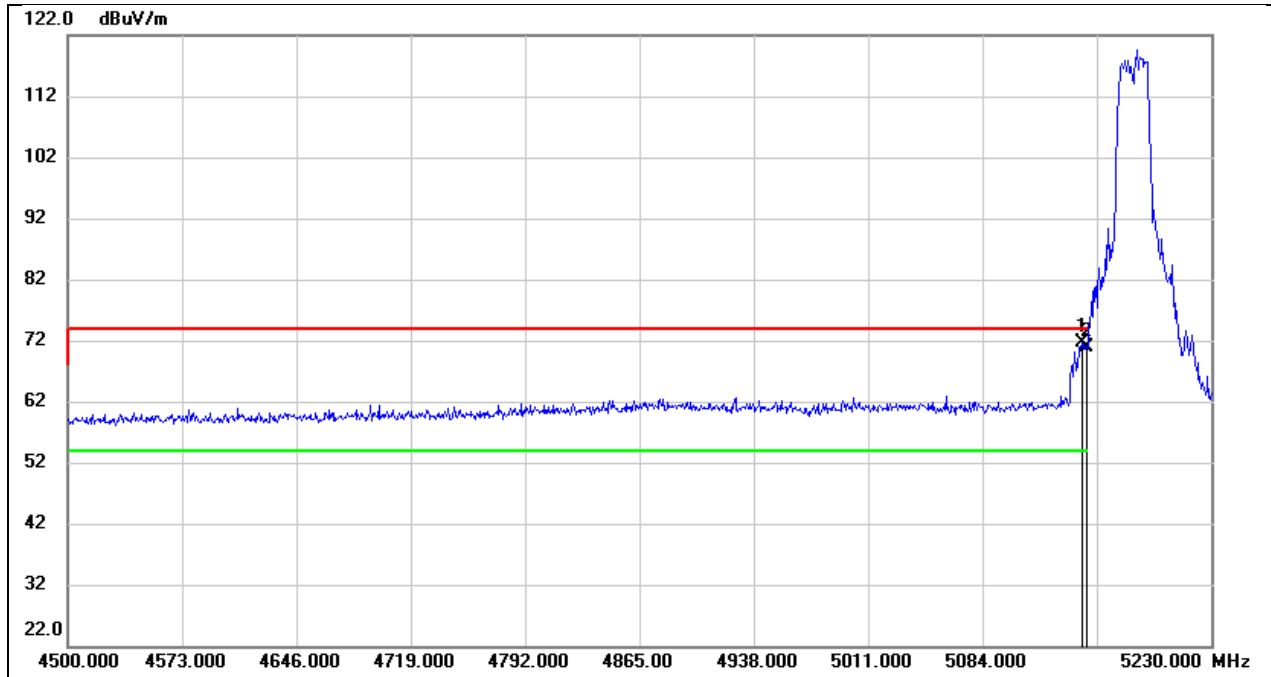
No.	Frequency (MHz)	Reading (dBuV)	Correct (dB/m)	Result (dBuV/m)	Limit (dBuV/m)	Margin (dB)	Remark
1	5725.000	32.98	33.43	66.41	68.20	-1.79	peak
2	5733.600	33.56	33.43	66.99	68.20	-1.21	peak

Test Mode:	802.11ac VHT80 PK	Frequency(MHz):	5775
Polarity:	Vertical	Test Voltage:	DC 48 V



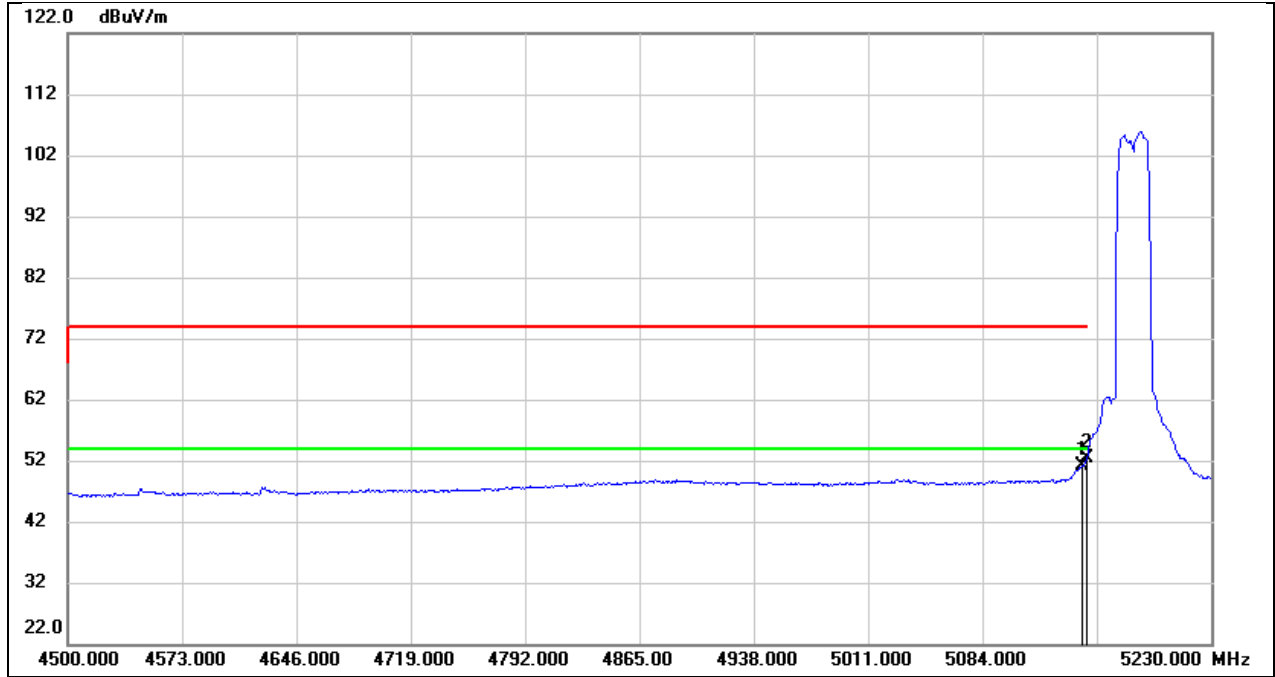
No.	Frequency (MHz)	Reading (dBuV)	Correct (dB/m)	Result (dBuV/m)	Limit (dBuV/m)	Margin (dB)	Remark
1	5646.800	25.76	41.06	66.82	68.20	-1.38	peak
2	5725.000	38.36	41.27	79.63	122.20	-42.57	peak
3	5850.000	35.20	41.60	76.80	122.20	-45.40	peak
4	5936.800	22.37	41.83	64.20	68.20	-4.00	peak

Test Mode:	8802.11ax HE20 PK	Frequency(MHz):	5180
Polarity:	Vertical	Test Voltage:	DC 48 V



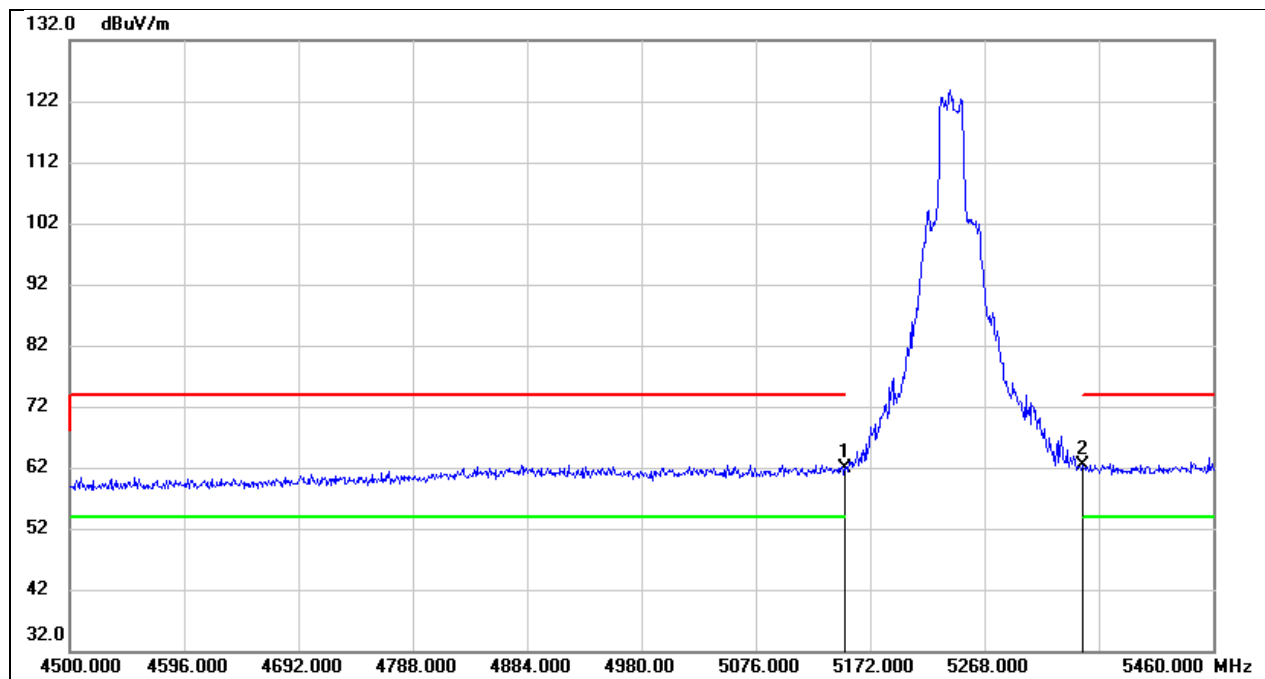
No.	Frequency (MHz)	Reading (dBuV)	Correct (dB/m)	Result (dBuV/m)	Limit (dBuV/m)	Margin (dB)	Remark
1	5147.510	31.28	40.28	71.56	74.00	-2.44	peak
2	5150.000	30.63	40.27	70.90	74.00	-3.10	peak

Test Mode:	8802.11ax HE20 AV	Frequency(MHz):	5180
Polarity:	Vertical	Test Voltage:	DC 48 V



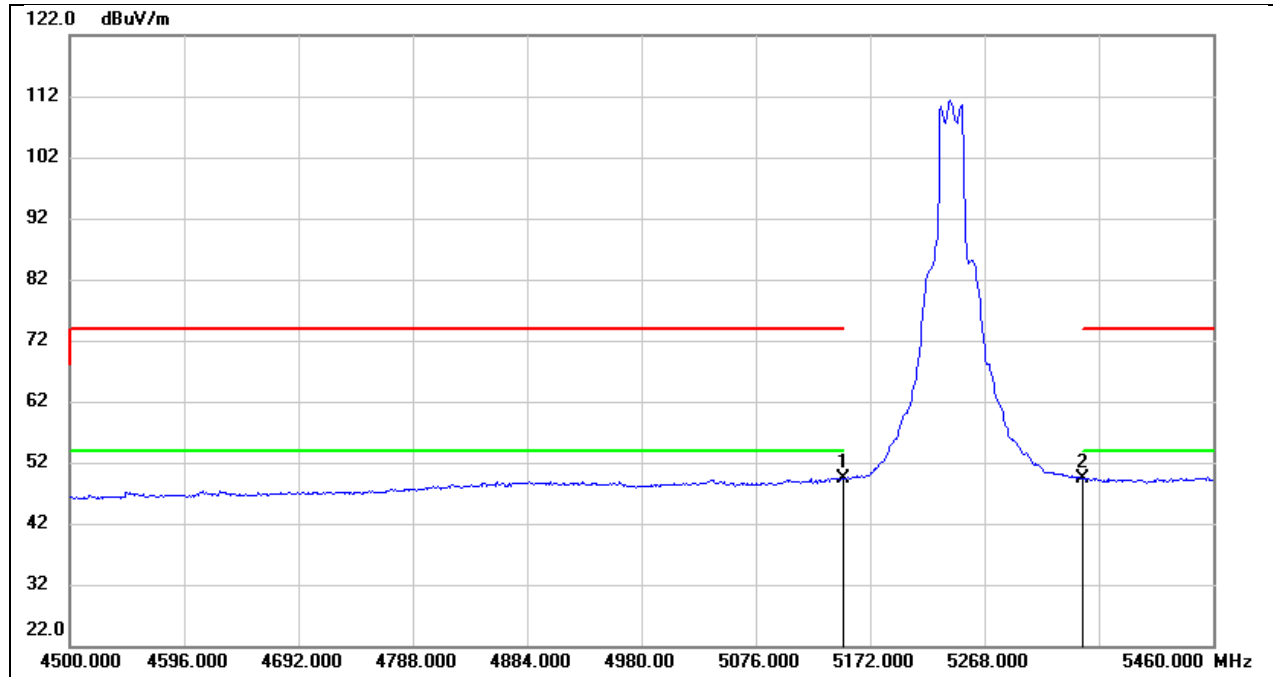
No.	Frequency (MHz)	Reading (dBuV)	Correct (dB/m)	Result (dBuV/m)	Limit (dBuV/m)	Margin (dB)	Remark
1	5147.510	10.74	40.28	51.02	54.00	-2.98	AVG
2	5150.000	12.04	40.27	52.31	54.00	-1.69	AVG

Test Mode:	8802.11ax HE20 PK	Frequency(MHz):	5240
Polarity:	Vertical	Test Voltage:	DC 48 V



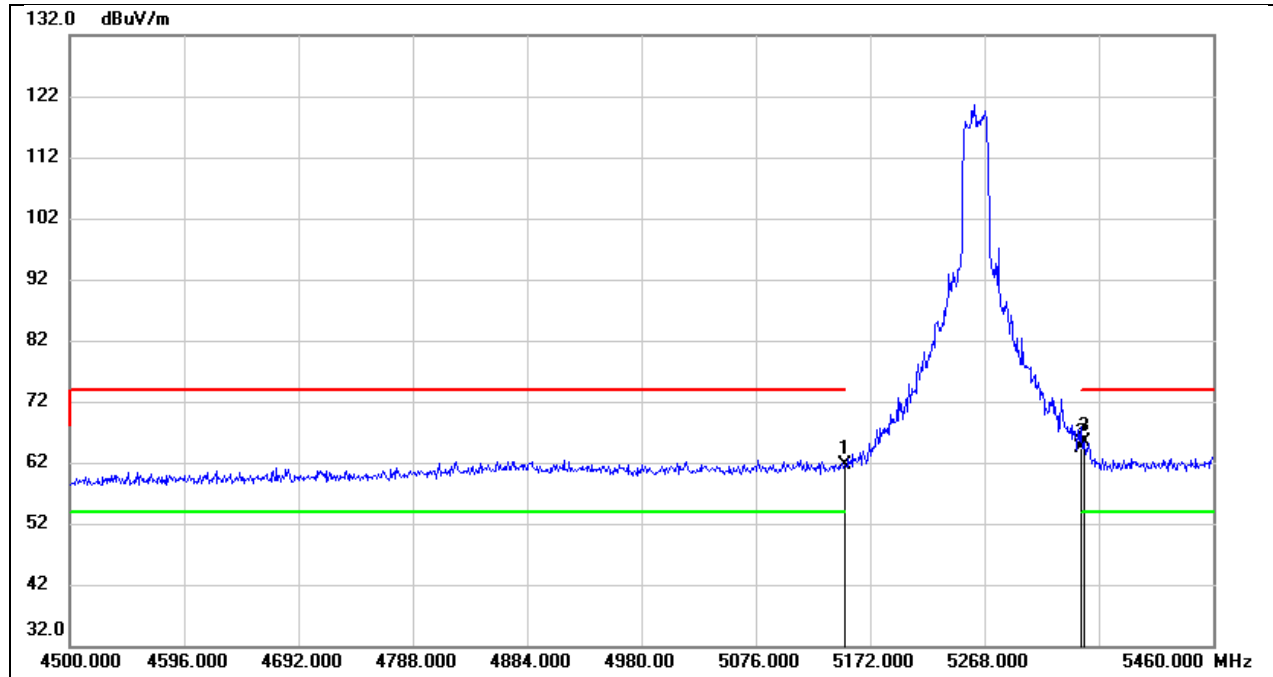
No.	Frequency (MHz)	Reading (dBuV)	Correct (dB/m)	Result (dBuV/m)	Limit (dBuV/m)	Margin (dB)	Remark
1	5150.000	21.54	40.27	61.81	74.00	-12.19	peak
2	5350.000	21.78	40.49	62.27	74.00	-11.73	peak

Test Mode:	8802.11ax HE20 AV	Frequency(MHz):	5240
Polarity:	Vertical	Test Voltage:	DC 48 V



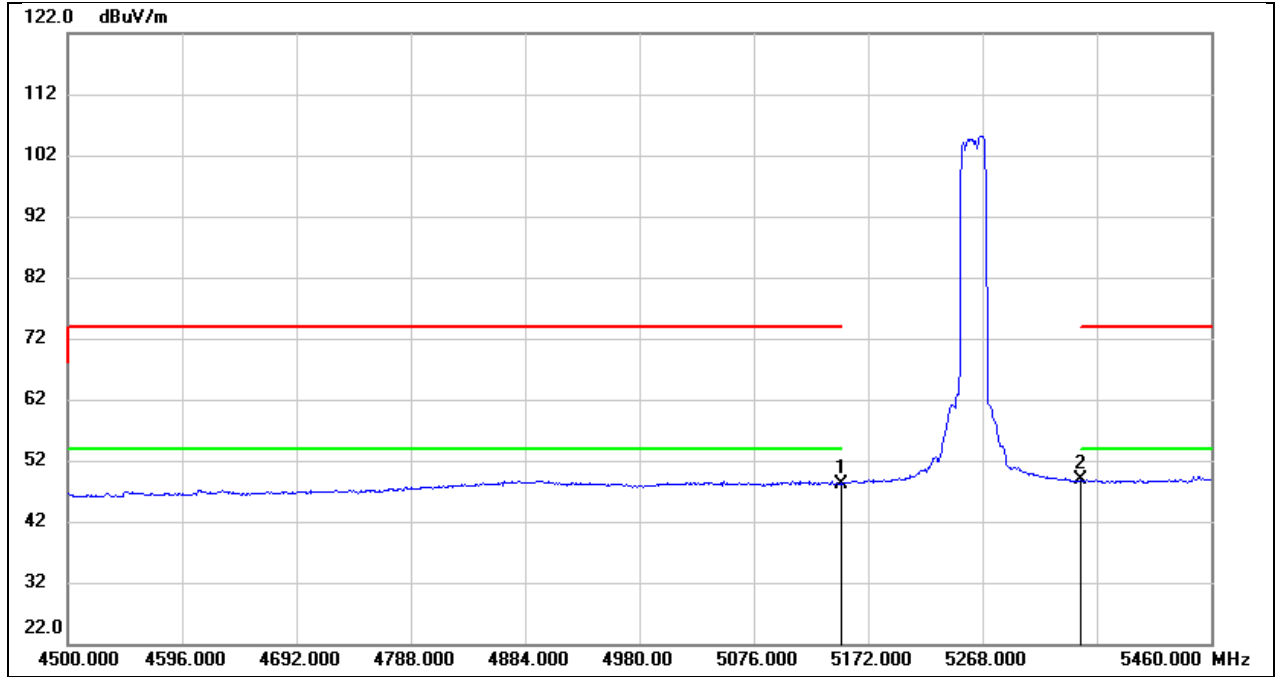
No.	Frequency (MHz)	Reading (dBuV)	Correct (dB/m)	Result (dBuV/m)	Limit (dBuV/m)	Margin (dB)	Remark
1	5150.000	9.15	40.27	49.42	54.00	-4.58	AVG
2	5350.000	8.85	40.49	49.34	54.00	-4.66	AVG

Test Mode:	8802.11ax HE20 PK	Frequency(MHz):	5260
Polarity:	Vertical	Test Voltage:	DC 48 V



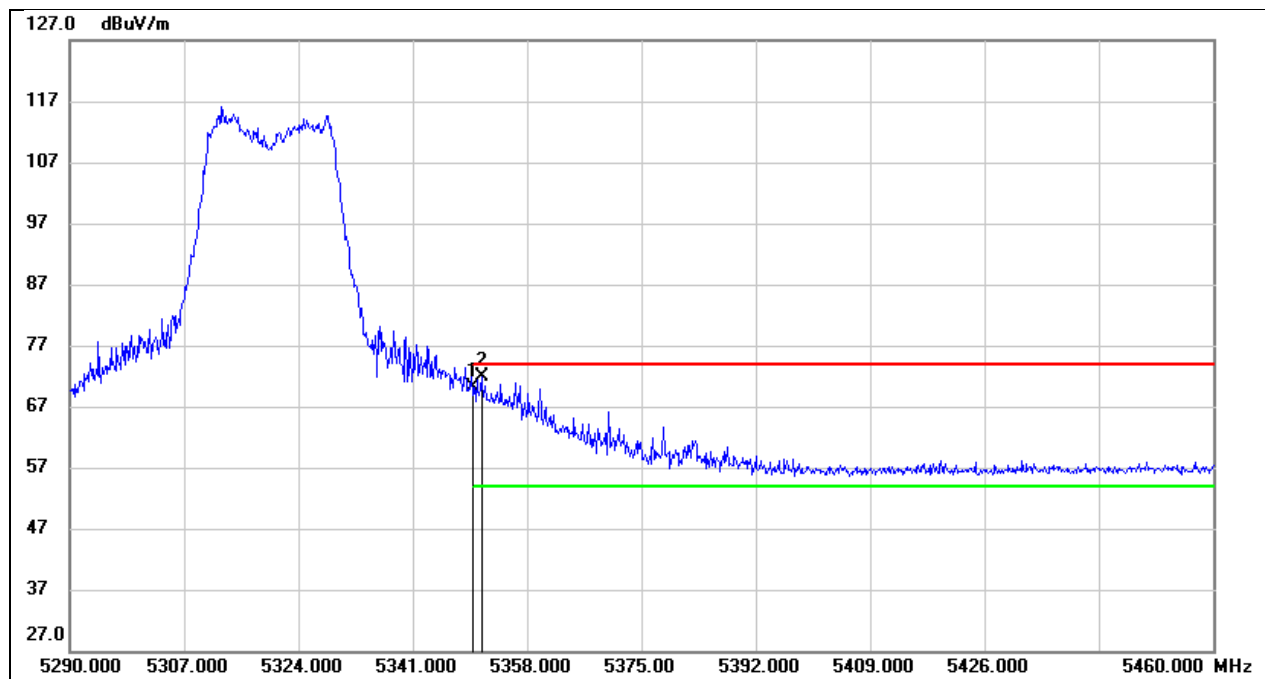
No.	Frequency (MHz)	Reading (dBuV)	Correct (dB/m)	Result (dBuV/m)	Limit (dBuV/m)	Margin (dB)	Remark
1	5150.000	21.27	40.27	61.54	74.00	-12.46	peak
2	5350.000	23.90	40.49	64.39	74.00	-9.61	peak
3	5351.520	24.85	40.49	65.34	74.00	-8.66	peak

Test Mode:	8802.11ax HE20 AV	Frequency(MHz):	5260
Polarity:	Vertical	Test Voltage:	DC 48 V



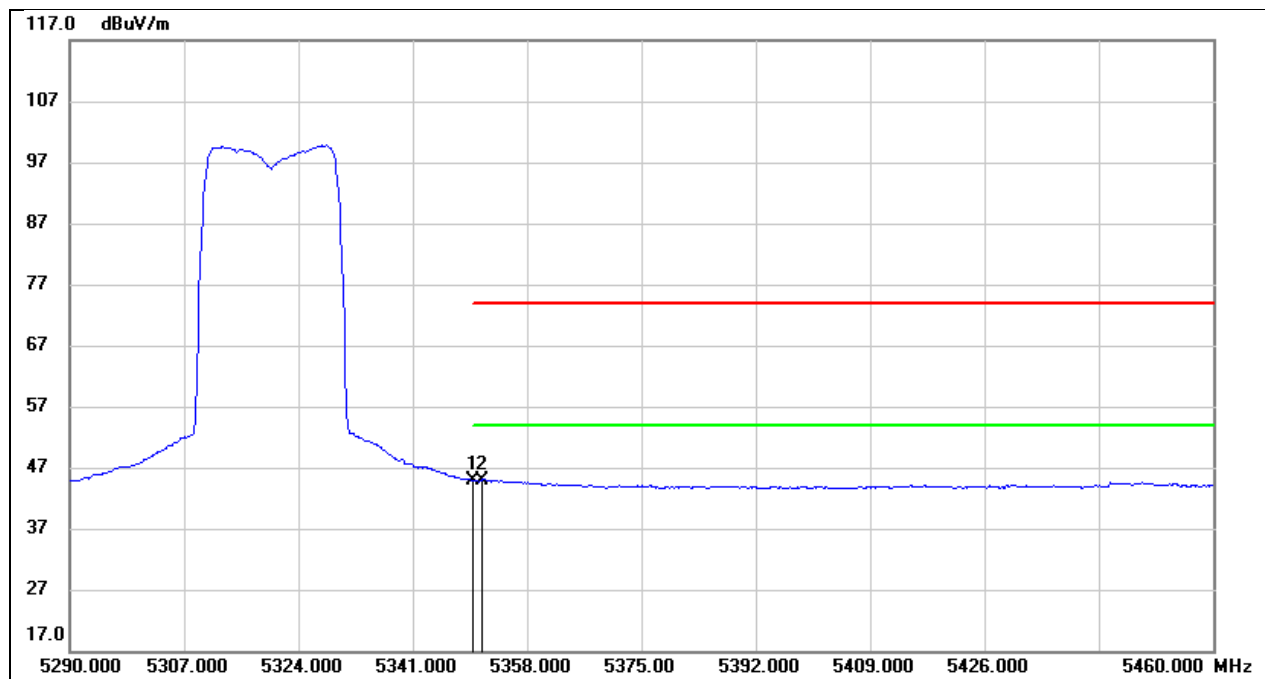
No.	Frequency (MHz)	Reading (dBuV)	Correct (dB/m)	Result (dBuV/m)	Limit (dBuV/m)	Margin (dB)	Remark
1	5150.000	7.96	40.27	48.23	54.00	-5.77	AVG
2	5350.000	8.28	40.49	48.77	54.00	-5.23	AVG

Test Mode:	8802.11ax HE20 PK	Frequency(MHz):	5320
Polarity:	Vertical	Test Voltage:	DC 48 V



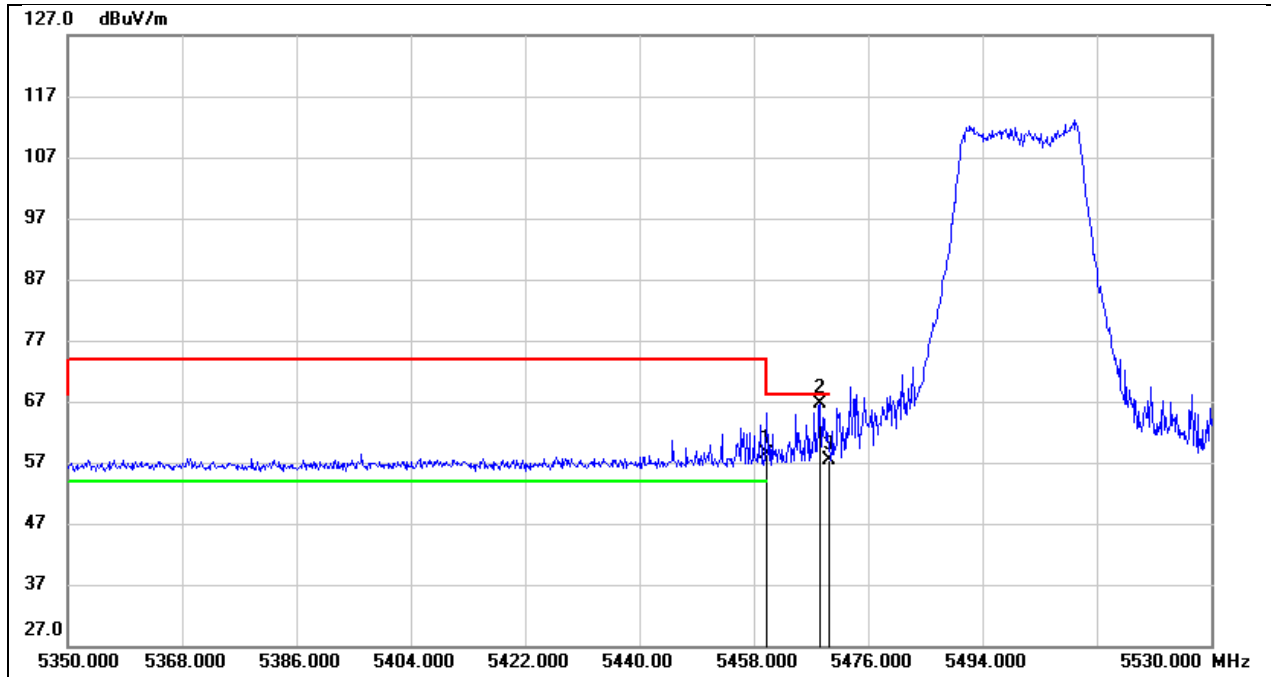
No.	Frequency (MHz)	Reading (dBuV)	Correct (dB/m)	Result (dBuV/m)	Limit (dBuV/m)	Margin (dB)	Remark
1	5350.000	29.59	40.49	70.08	74.00	-3.92	peak
2	5351.200	31.34	40.49	71.83	74.00	-2.17	peak

Test Mode:	8802.11ax HE20 AV	Frequency(MHz):	5320
Polarity:	Vertical	Test Voltage:	DC 48 V



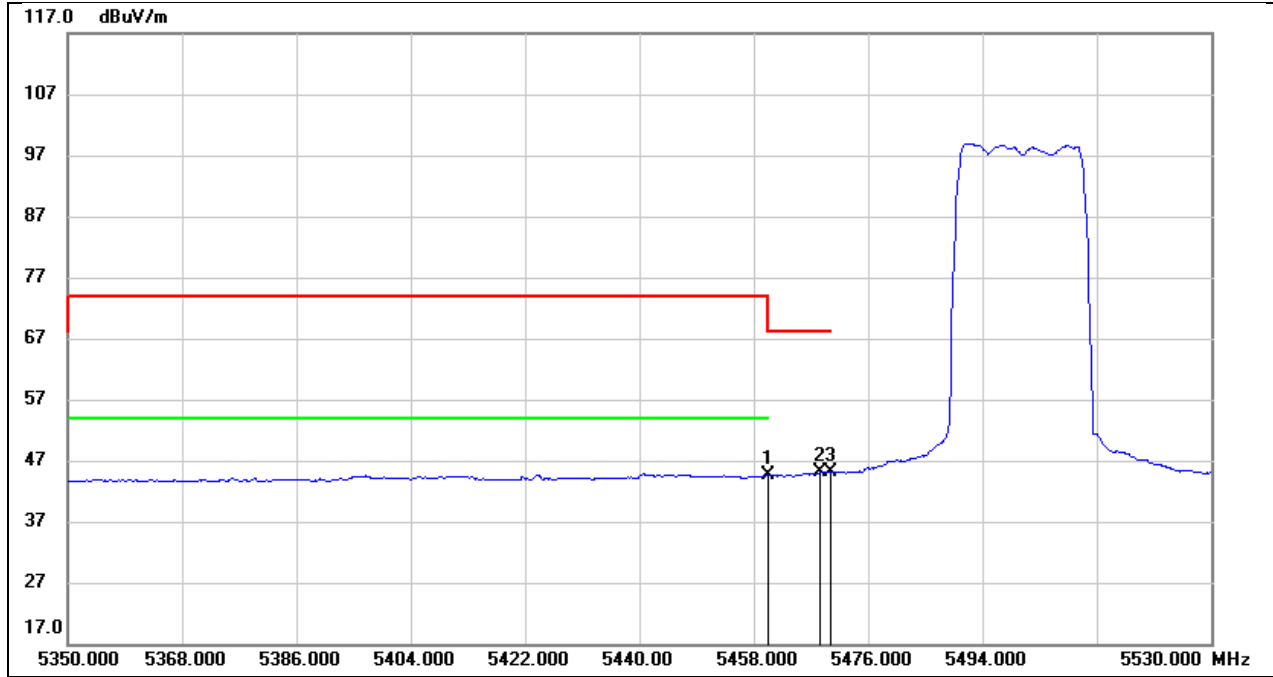
No.	Frequency (MHz)	Reading (dBuV)	Correct (dB/m)	Result (dBuV/m)	Limit (dBuV/m)	Margin (dB)	Remark
1	5350.000	4.35	40.49	44.84	54.00	-9.16	AVG
2	5351.200	4.44	40.49	44.93	54.00	-9.07	AVG

Test Mode:	8802.11ax HE20 PK	Frequency(MHz):	5500
Polarity:	Vertical	Test Voltage:	DC 48 V



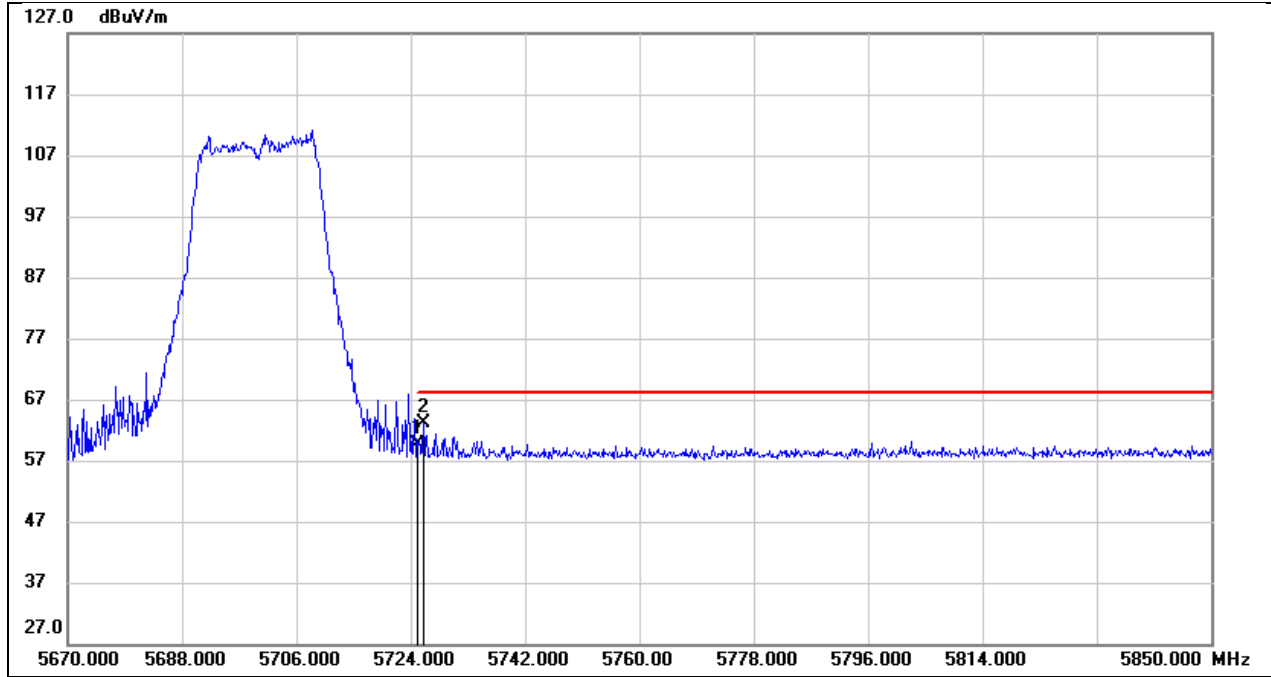
No.	Frequency (MHz)	Reading (dBuV)	Correct (dB/m)	Result (dBuV/m)	Limit (dBuV/m)	Margin (dB)	Remark
1	5460.000	17.76	40.62	58.38	74.00	-15.62	peak
2	5468.440	25.97	40.63	66.60	68.20	-1.60	peak
3	5470.000	16.85	40.63	57.48	68.20	-10.72	peak

Test Mode:	8802.11ax HE20 AV	Frequency(MHz):	5500
Polarity:	Vertical	Test Voltage:	DC 48 V



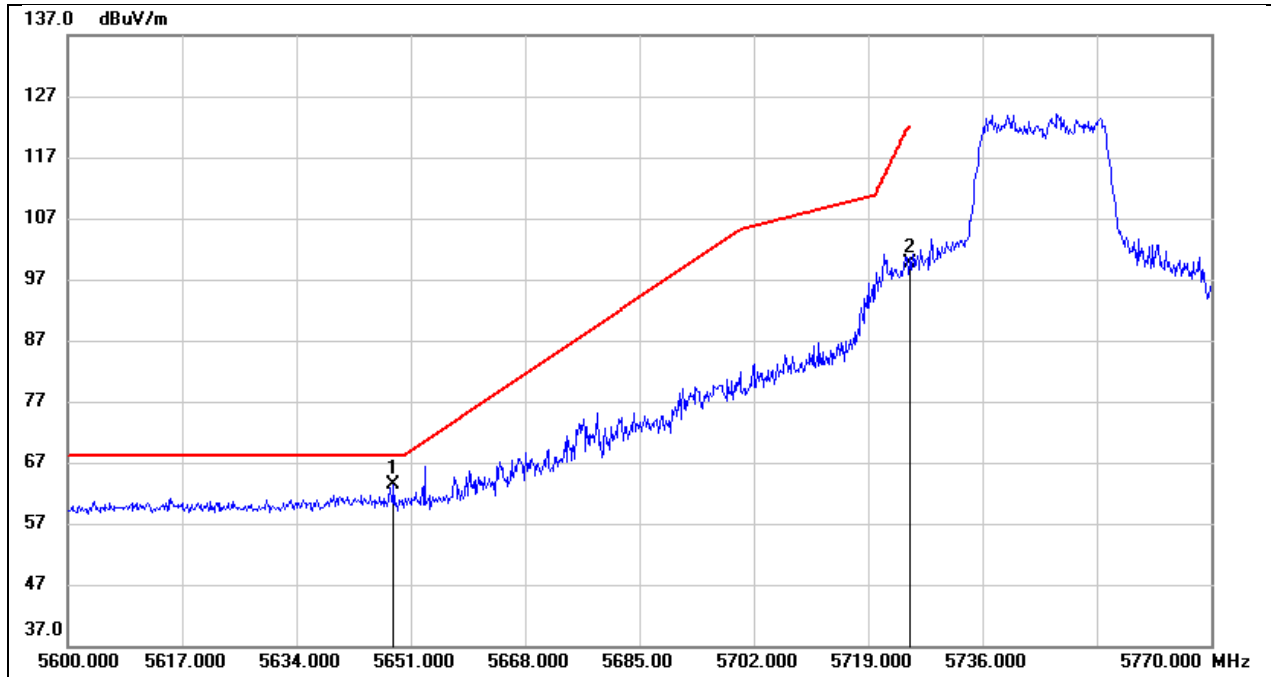
No.	Frequency (MHz)	Reading (dBuV)	Correct (dB/m)	Result (dBuV/m)	Limit (dBuV/m)	Margin (dB)	Remark
1	5460.000	3.99	40.62	44.61	54.00	-9.39	AVG
2	5468.440	4.42	40.63	45.05	/	/	AVG
3	5470.000	4.59	40.63	45.22	/	/	AVG

Test Mode:	8802.11ax HE20 PK	Frequency(MHz):	5700
Polarity:	Vertical	Test Voltage:	DC 48 V



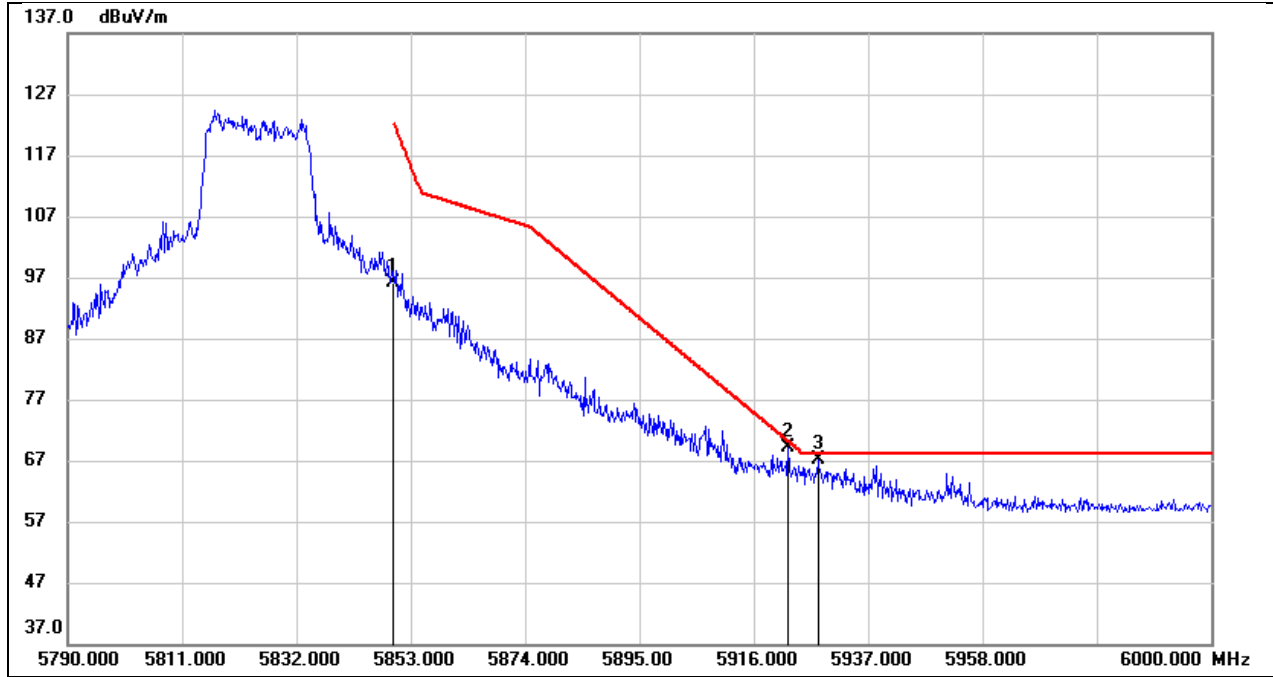
No.	Frequency (MHz)	Reading (dBuV)	Correct (dB/m)	Result (dBuV/m)	Limit (dBuV/m)	Margin (dB)	Remark
1	5725.000	18.24	41.27	59.51	68.20	-8.69	peak
2	5725.980	21.75	41.27	63.02	68.20	-5.18	peak

Test Mode:	8802.11ax HE20 PK	Frequency(MHz):	5745
Polarity:	Vertical	Test Voltage:	DC 48 V



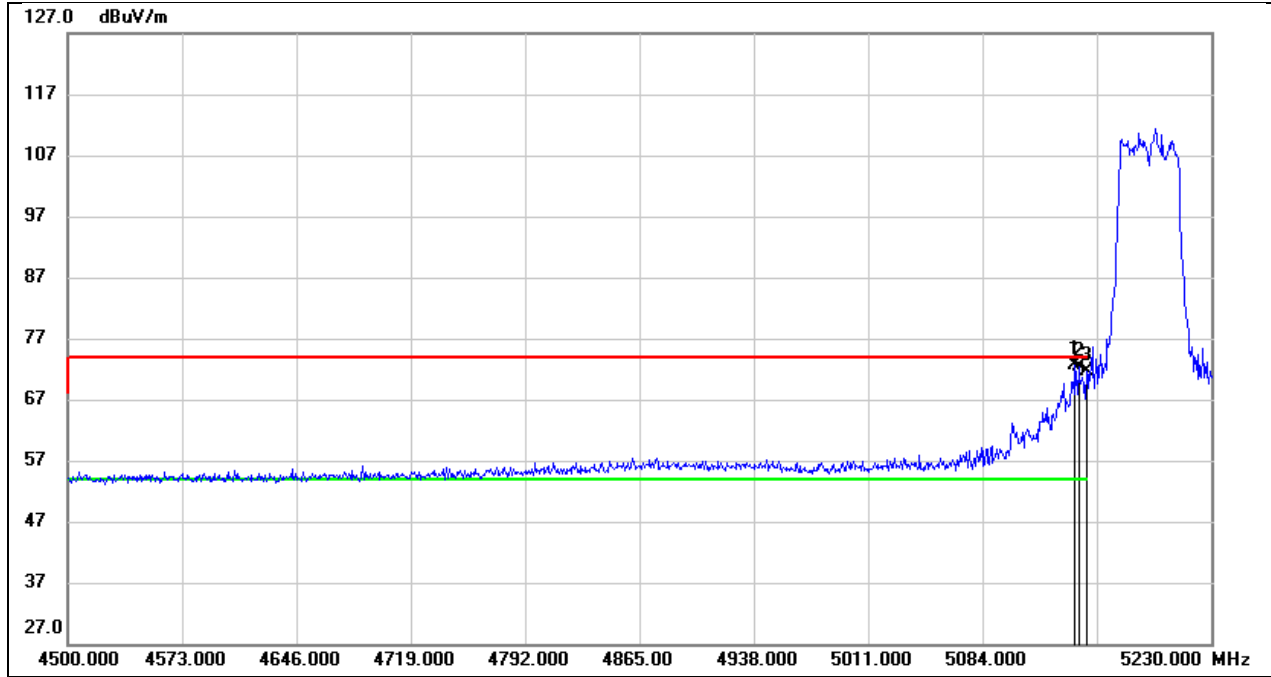
No.	Frequency (MHz)	Reading (dBuV)	Correct (dB/m)	Result (dBuV/m)	Limit (dBuV/m)	Margin (dB)	Remark
1	5648.450	22.23	41.06	63.29	68.20	-4.91	peak
2	5725.000	58.41	41.27	99.68	122.20	-22.52	peak

Test Mode:	8802.11ax HE20 PK	Frequency(MHz):	5825
Polarity:	Vertical	Test Voltage:	DC 48 V



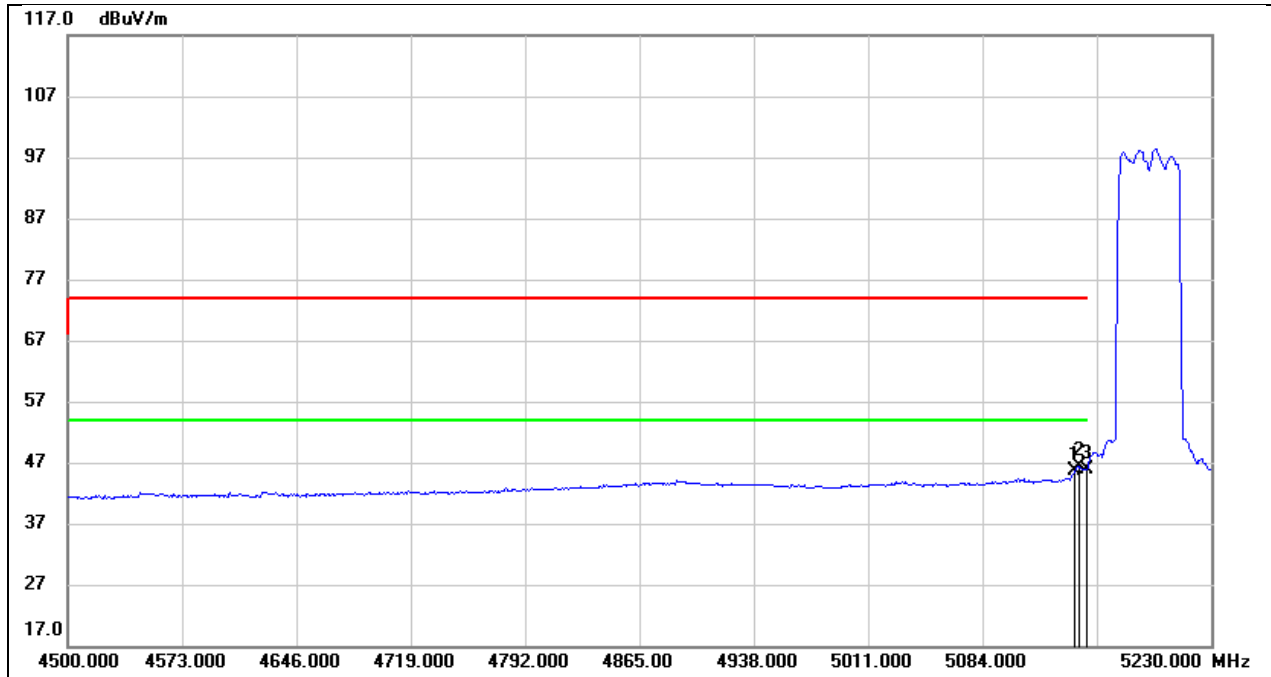
No.	Frequency (MHz)	Reading (dBuV)	Correct (dB/m)	Result (dBuV/m)	Limit (dBuV/m)	Margin (dB)	Remark
1	5850.000	54.45	41.60	96.05	122.20	-26.15	peak
2	5922.300	27.34	41.79	69.13	70.19	-1.06	peak
3	5927.760	25.24	41.81	67.05	68.20	-1.15	peak

Test Mode:	8802.11ax HE40 PK	Frequency(MHz):	5190
Polarity:	Vertical	Test Voltage:	DC 48 V



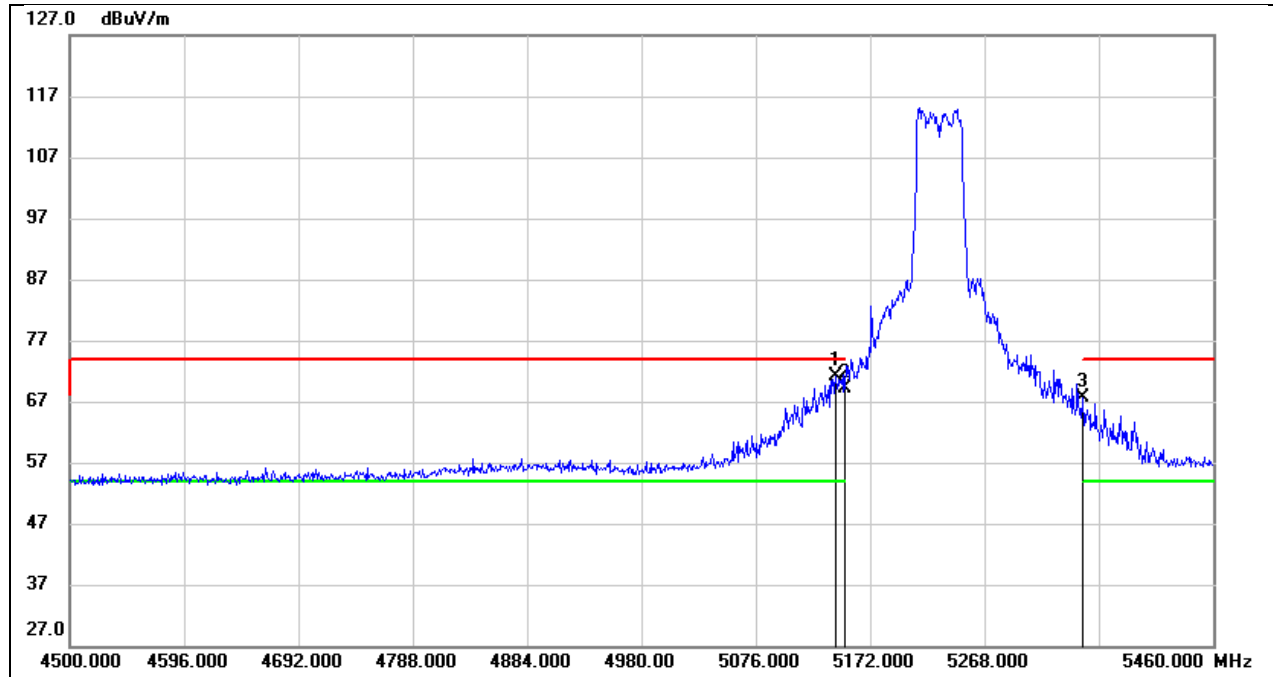
No.	Frequency (MHz)	Reading (dBuV)	Correct (dB/m)	Result (dBuV/m)	Limit (dBuV/m)	Margin (dB)	Remark
1	5143.130	32.47	40.27	72.74	74.00	-1.26	peak
2	5145.320	32.21	40.27	72.48	74.00	-1.52	peak
3	5150.000	31.38	40.27	71.65	74.00	-2.35	peak

Test Mode:	8802.11ax HE40 AV	Frequency(MHz):	5190
Polarity:	Vertical	Test Voltage:	DC 48 V



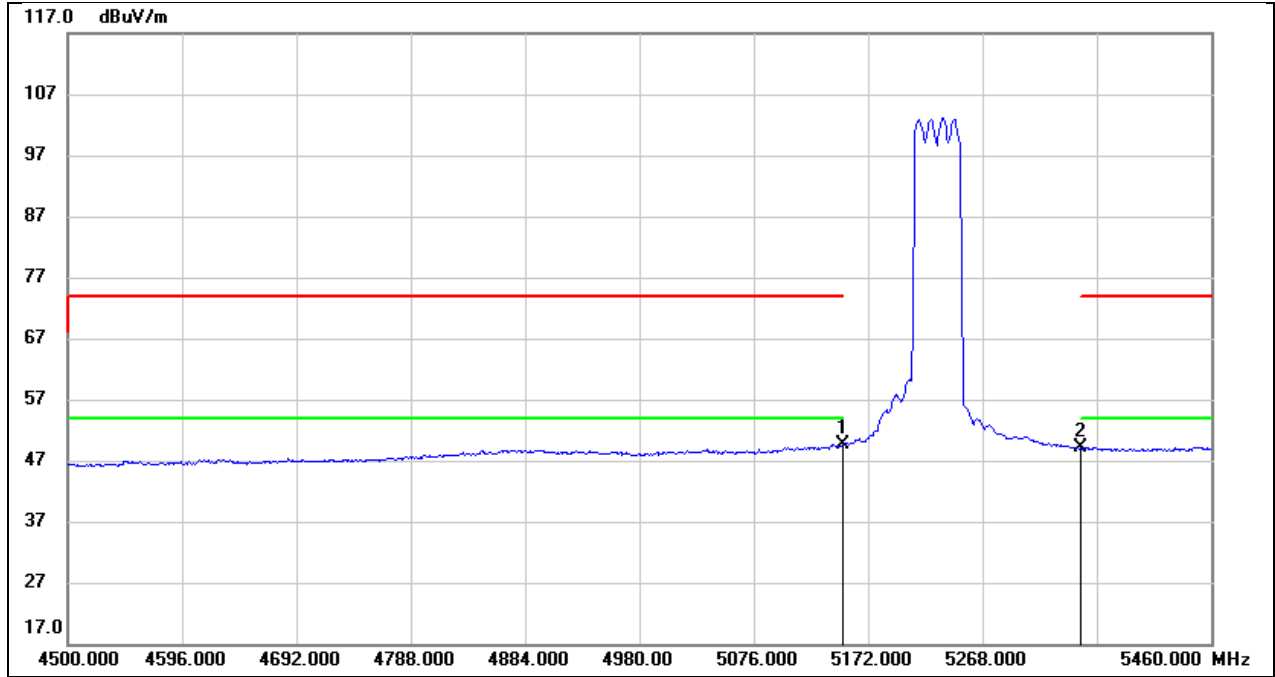
No.	Frequency (MHz)	Reading (dBuV)	Correct (dB/m)	Result (dBuV/m)	Limit (dBuV/m)	Margin (dB)	Remark
1	5143.130	5.38	40.27	45.65	54.00	-8.35	AVG
2	5145.320	6.02	40.27	46.29	54.00	-7.71	AVG
3	5150.000	5.66	40.27	45.93	54.00	-8.07	AVG

Test Mode:	8802.11ax HE40 PK	Frequency(MHz):	5230
Polarity:	Vertical	Test Voltage:	DC 48 V



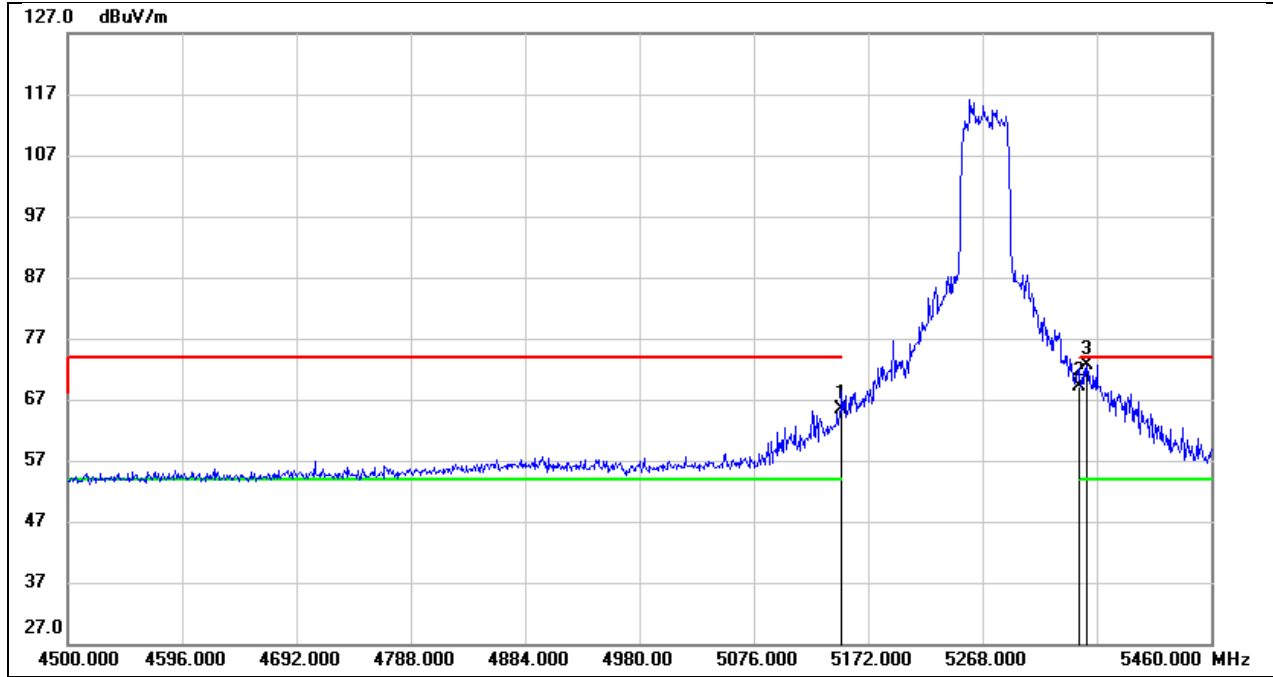
No.	Frequency (MHz)	Reading (dBuV)	Correct (dB/m)	Result (dBuV/m)	Limit (dBuV/m)	Margin (dB)	Remark
1	5143.200	30.85	40.27	71.12	74.00	-2.88	peak
2	5150.000	28.88	40.27	69.15	74.00	-4.85	peak
3	5350.000	27.21	40.49	67.70	74.00	-6.30	peak

Test Mode:	8802.11ax HE40 AV	Frequency(MHz):	5230
Polarity:	Vertical	Test Voltage:	DC 48 V



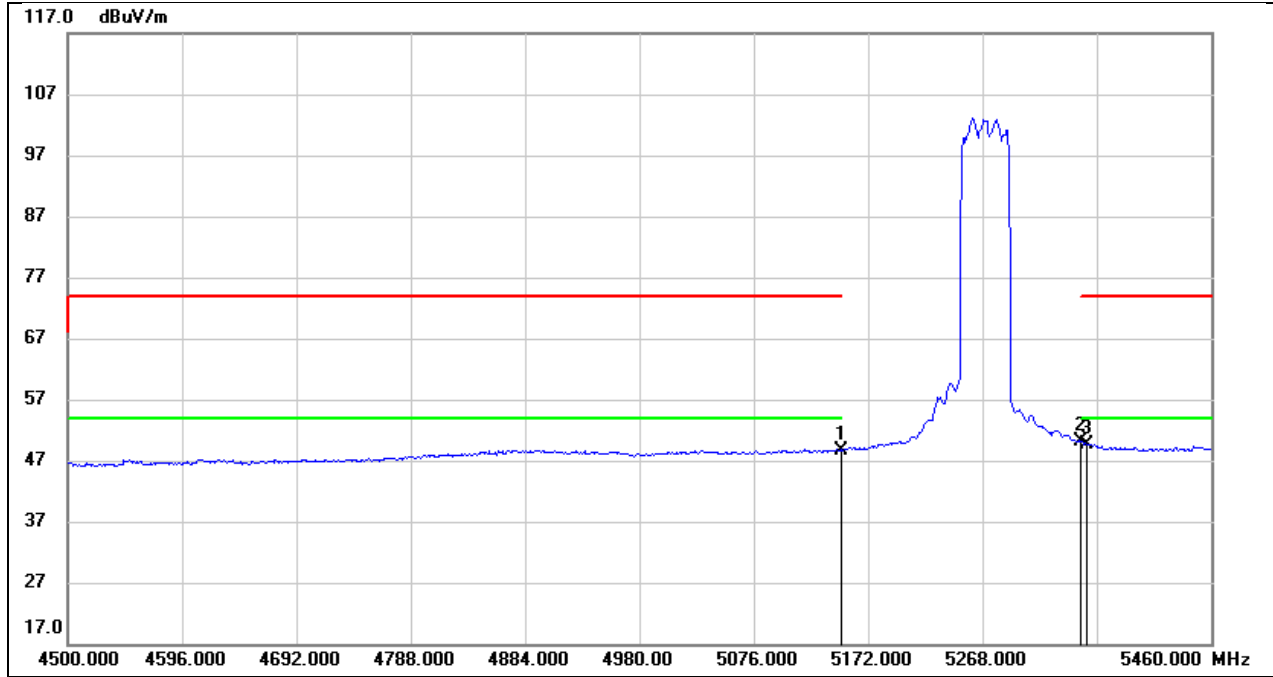
No.	Frequency (MHz)	Reading (dBuV)	Correct (dB/m)	Result (dBuV/m)	Limit (dBuV/m)	Margin (dB)	Remark
1	5150.000	9.45	40.27	49.72	54.00	-4.28	AVG
2	5350.000	8.61	40.49	49.10	54.00	-4.90	AVG

Test Mode:	8802.11ax HE40 PK	Frequency(MHz):	5270
Polarity:	Vertical	Test Voltage:	DC 48 V



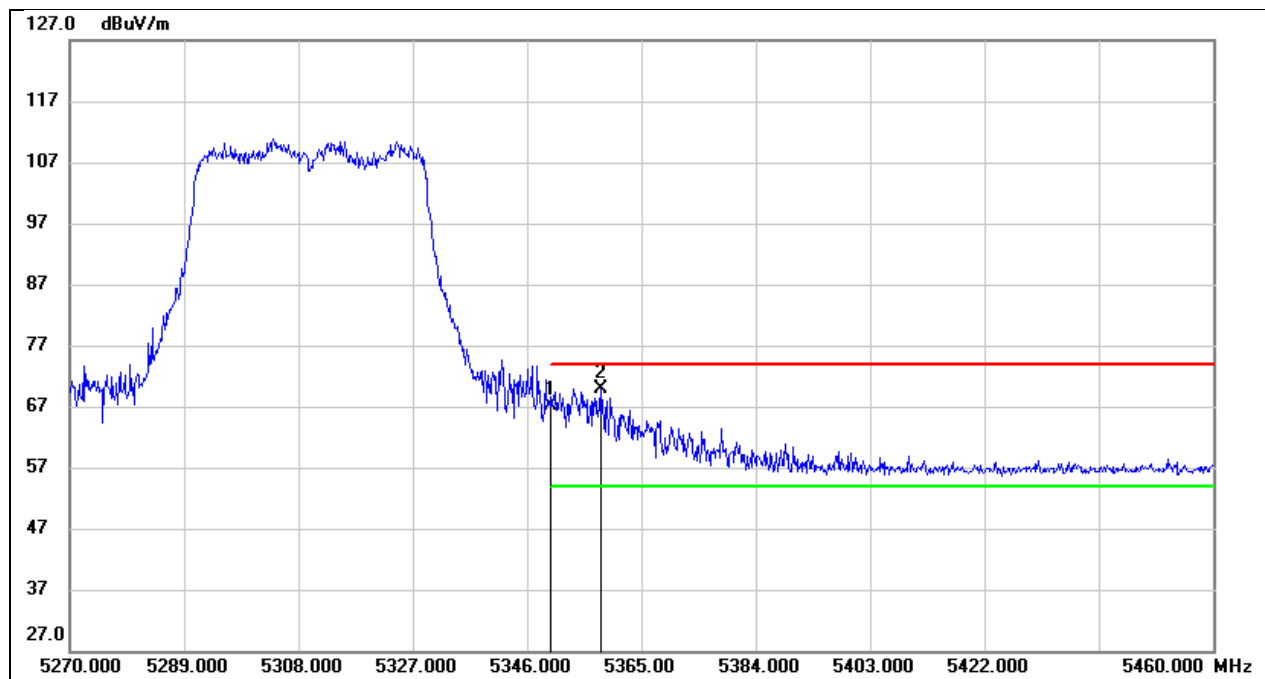
No.	Frequency (MHz)	Reading (dBuV)	Correct (dB/m)	Result (dBuV/m)	Limit (dBuV/m)	Margin (dB)	Remark
1	5150.000	25.08	40.27	65.35	74.00	-8.65	peak
2	5350.000	28.75	40.49	69.24	74.00	-4.76	peak
3	5355.360	32.22	40.50	72.72	74.00	-1.28	peak

Test Mode:	8802.11ax HE40 AV	Frequency(MHz):	5270
Polarity:	Vertical	Test Voltage:	DC 48 V



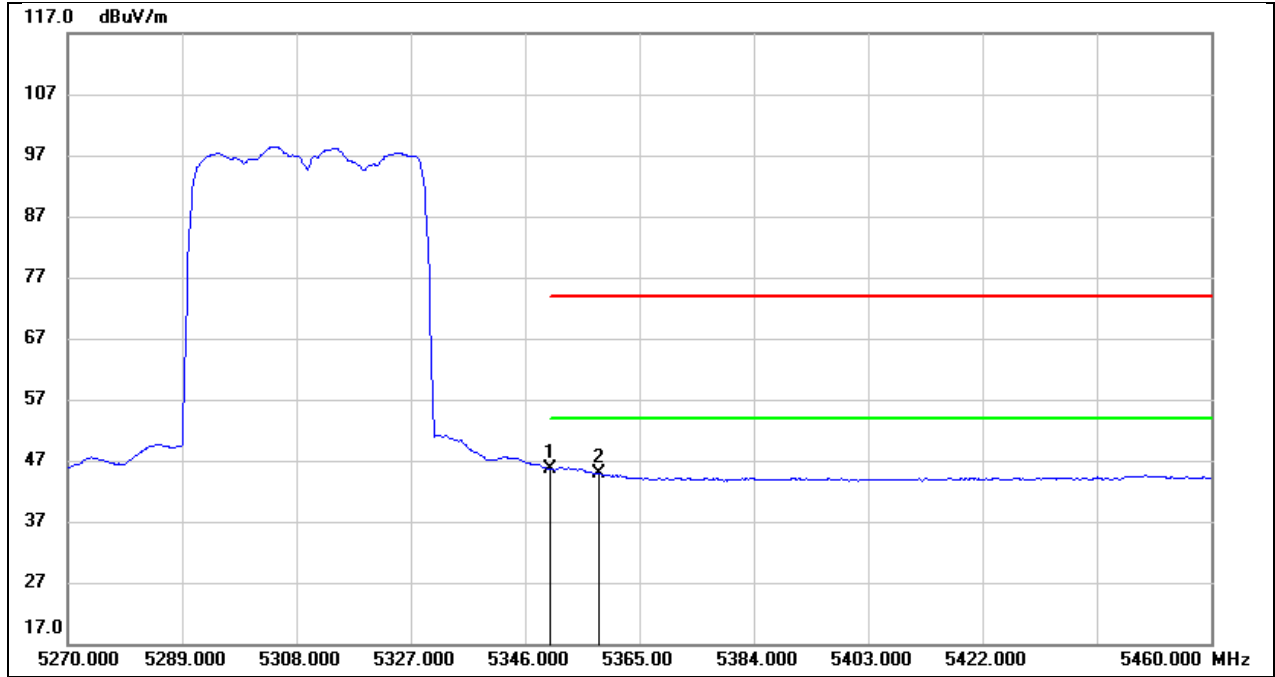
No.	Frequency (MHz)	Reading (dBuV)	Correct (dB/m)	Result (dBuV/m)	Limit (dBuV/m)	Margin (dB)	Remark
1	5150.000	8.48	40.27	48.75	54.00	-5.25	AVG
2	5350.000	9.76	40.49	50.25	54.00	-3.75	AVG
3	5355.360	9.19	40.50	49.69	54.00	-4.31	AVG

Test Mode:	8802.11ax HE40 PK	Frequency(MHz):	5310
Polarity:	Vertical	Test Voltage:	DC 48 V



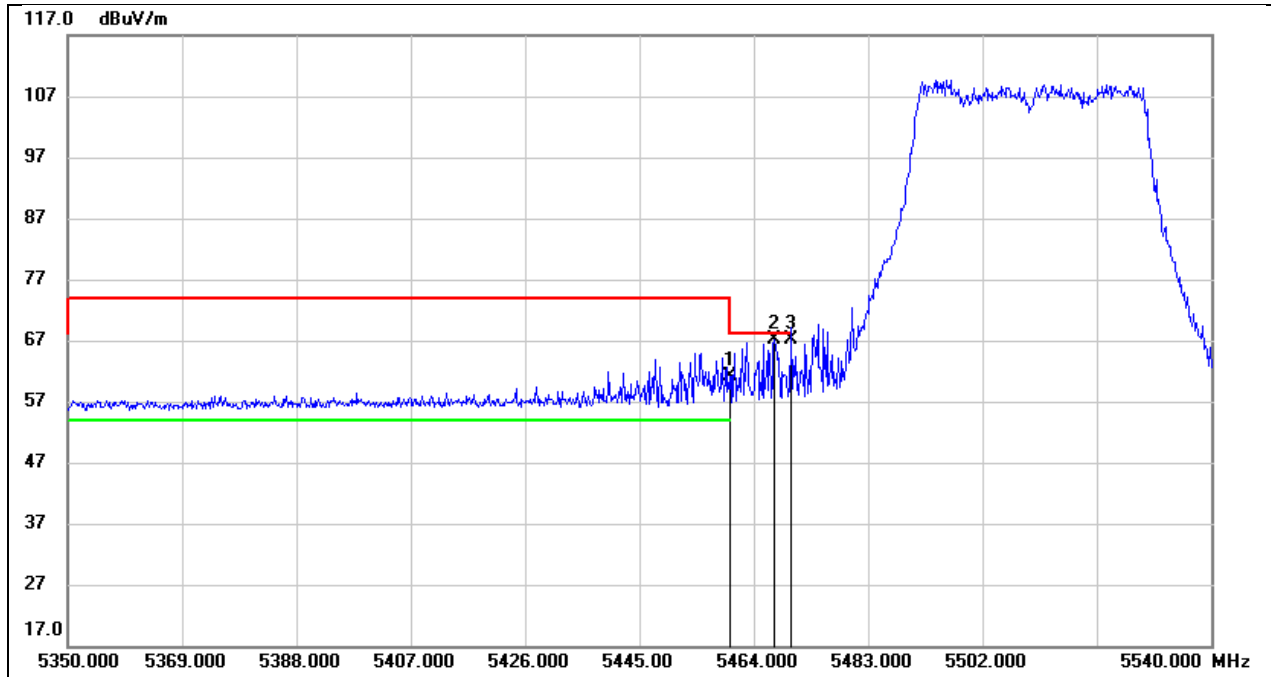
No.	Frequency (MHz)	Reading (dBuV)	Correct (dB/m)	Result (dBuV/m)	Limit (dBuV/m)	Margin (dB)	Remark
1	5350.000	26.59	40.49	67.08	74.00	-6.92	peak
2	5358.160	29.43	40.51	69.94	74.00	-4.06	peak

Test Mode:	8802.11ax HE40 AV	Frequency(MHz):	5310
Polarity:	Vertical	Test Voltage:	DC 48 V



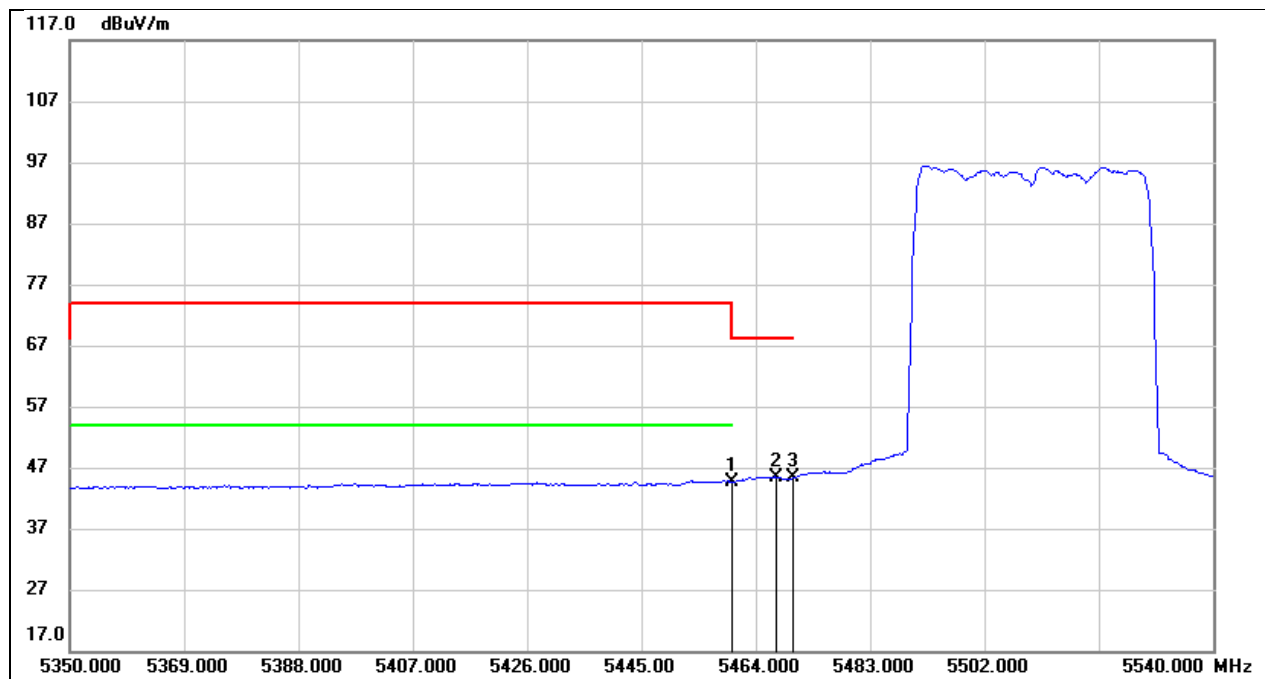
No.	Frequency (MHz)	Reading (dBuV)	Correct (dB/m)	Result (dBuV/m)	Limit (dBuV/m)	Margin (dB)	Remark
1	5350.000	5.12	40.49	45.61	54.00	-8.39	AVG
2	5358.160	4.42	40.51	44.93	54.00	-9.07	AVG

Test Mode:	8802.11ax HE40 PK	Frequency(MHz):	5510
Polarity:	Vertical	Test Voltage:	DC 48 V



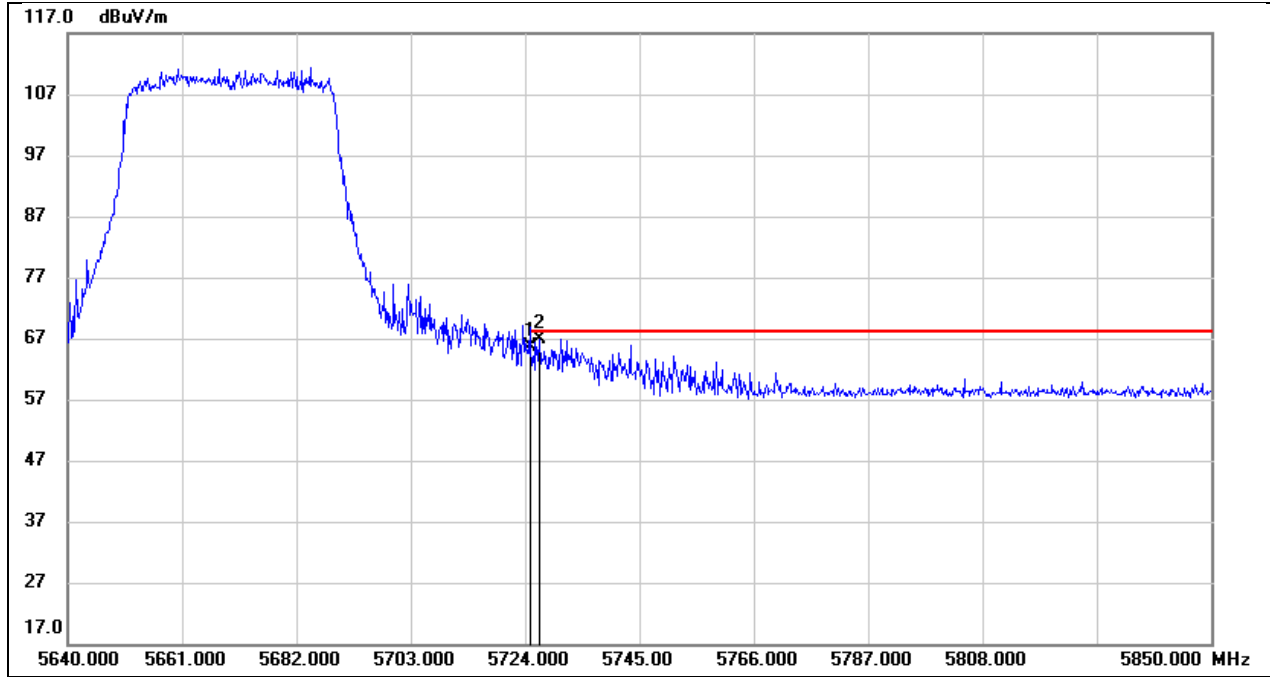
No.	Frequency (MHz)	Reading (dBuV)	Correct (dB/m)	Result (dBuV/m)	Limit (dBuV/m)	Margin (dB)	Remark
1	5460.000	20.52	40.62	61.14	74.00	-12.86	peak
2	5467.420	26.57	40.62	67.19	68.20	-1.01	peak
3	5470.000	26.50	40.63	67.13	68.20	-1.07	peak

Test Mode:	8802.11ax HE40 AV	Frequency(MHz):	5510
Polarity:	Vertical	Test Voltage:	DC 48 V



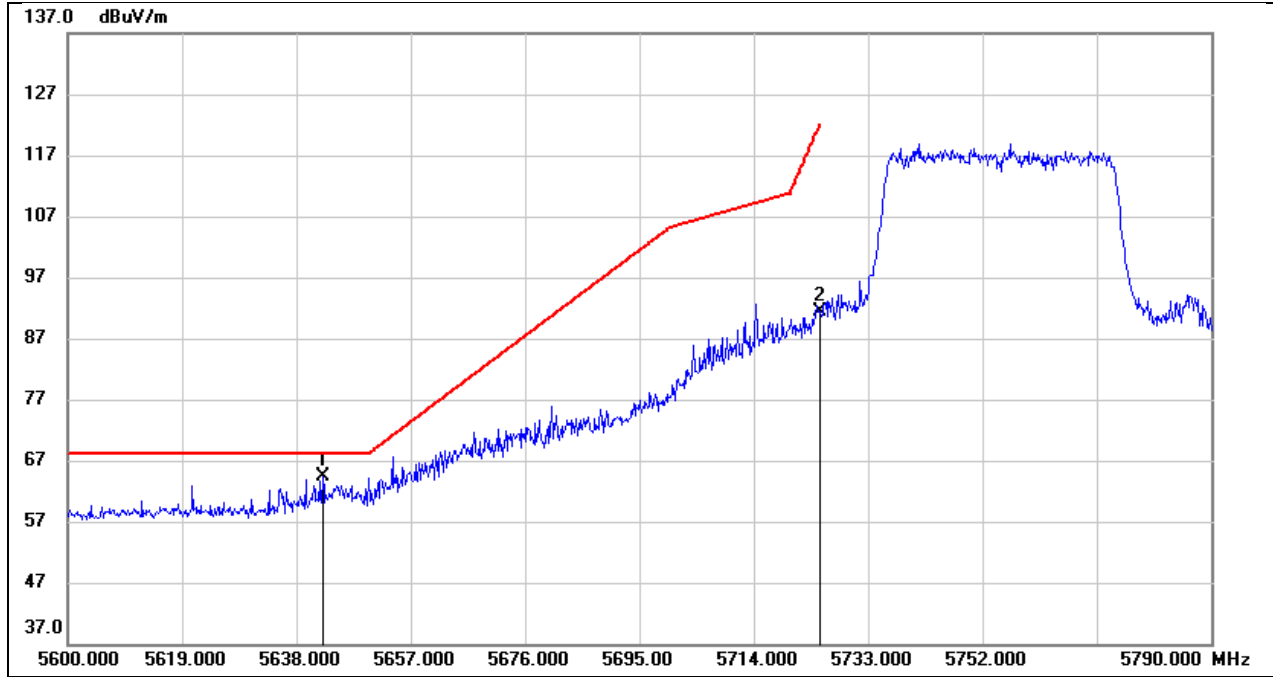
No.	Frequency (MHz)	Reading (dBuV)	Correct (dB/m)	Result (dBuV/m)	Limit (dBuV/m)	Margin (dB)	Remark
1	5460.000	4.13	40.62	44.75	54.00	-9.25	AVG
2	5467.420	4.88	40.62	45.50	/	/	AVG
3	5470.000	4.65	40.63	45.28	/	/	AVG

Test Mode:	8802.11ax HE40 PK	Frequency(MHz):	5670
Polarity:	Vertical	Test Voltage:	DC 48 V



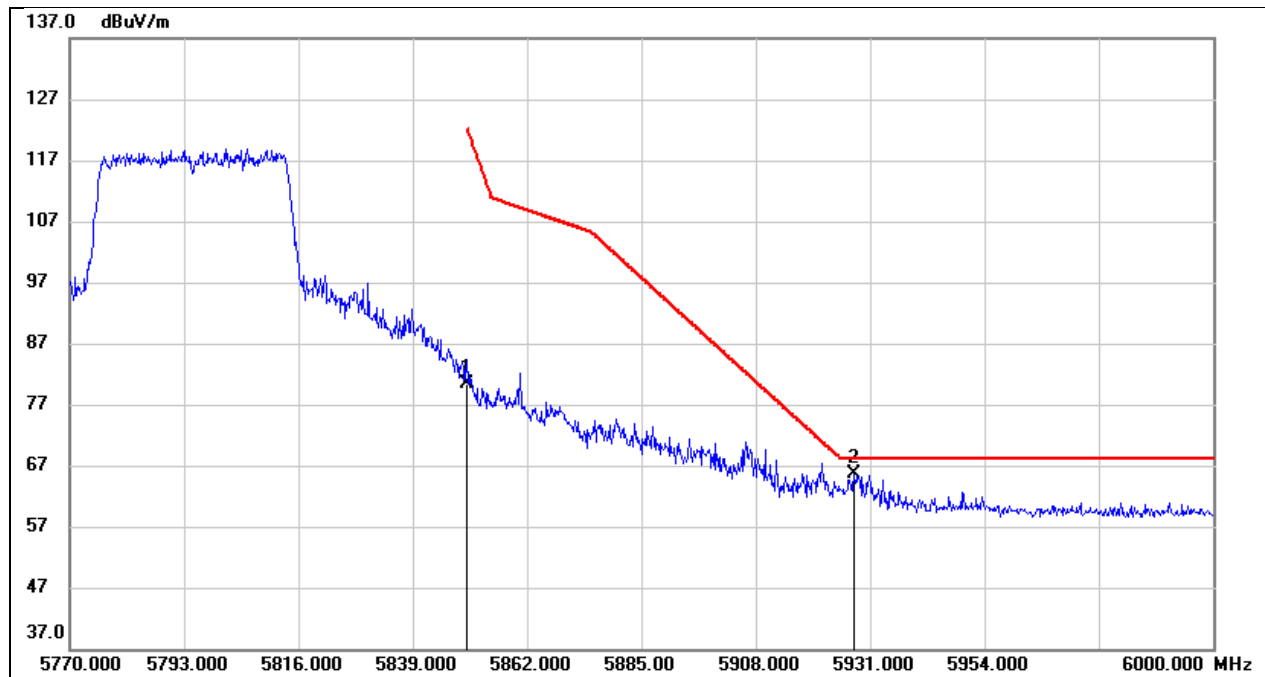
No.	Frequency (MHz)	Reading (dBuV)	Correct (dB/m)	Result (dBuV/m)	Limit (dBuV/m)	Margin (dB)	Remark
1	5725.000	24.37	41.27	65.64	68.20	-2.56	peak
2	5726.520	25.59	41.27	66.86	68.20	-1.34	peak

Test Mode:	8802.11ax HE40 PK	Frequency(MHz):	5755
Polarity:	Vertical	Test Voltage:	DC 48 V



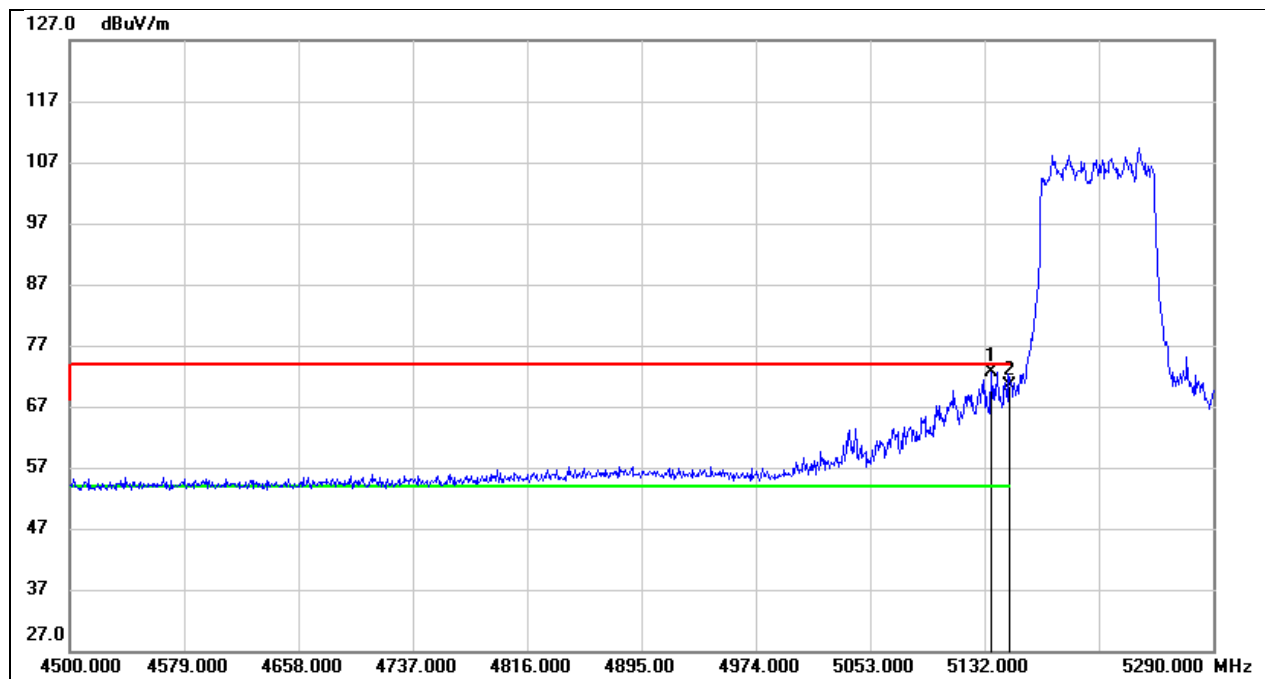
No.	Frequency (MHz)	Reading (dBuV)	Correct (dB/m)	Result (dBuV/m)	Limit (dBuV/m)	Margin (dB)	Remark
1	5642.370	23.28	41.04	64.32	68.20	-3.88	peak
2	5725.000	50.22	41.27	91.49	122.20	-30.71	peak

Test Mode:	8802.11ax HE40 PK	Frequency(MHz):	5795
Polarity:	Vertical	Test Voltage:	DC 48 V



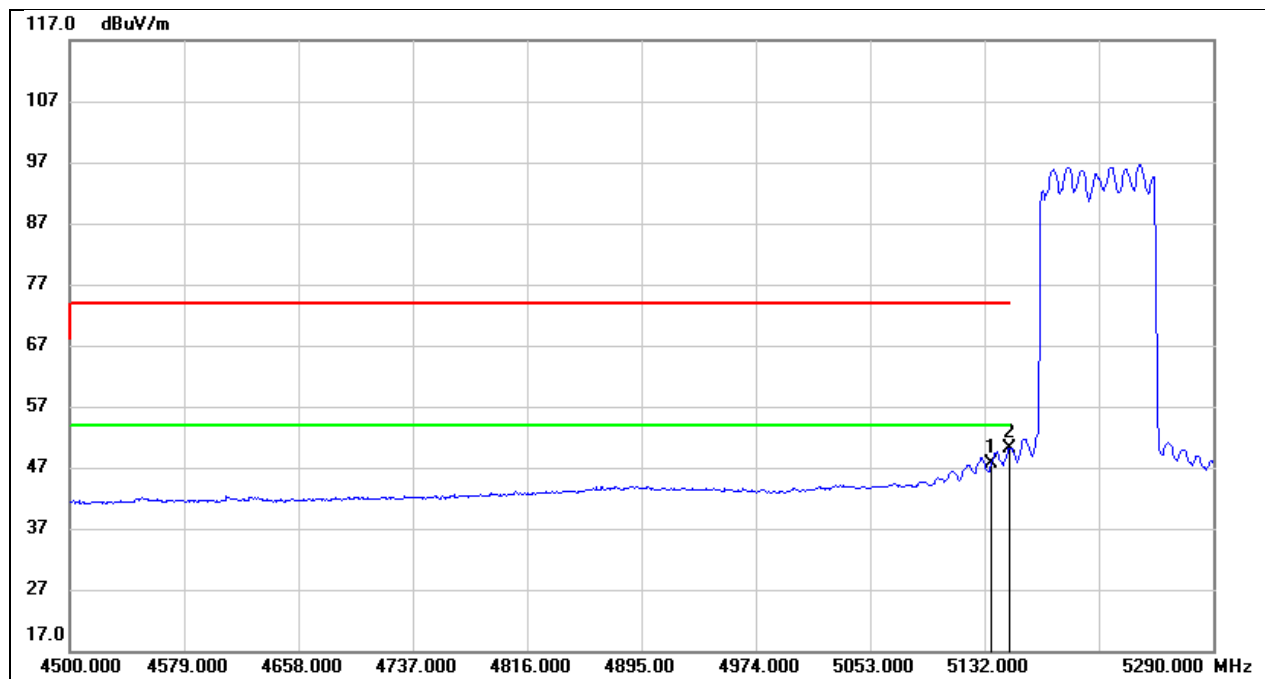
No.	Frequency (MHz)	Reading (dBuV)	Correct (dB/m)	Result (dBuV/m)	Limit (dBuV/m)	Margin (dB)	Remark
1	5850.000	38.67	41.60	80.27	122.20	-41.93	peak
2	5927.780	23.94	41.81	65.75	68.20	-2.45	peak

Test Mode:	8802.11ax HE80 PK	Frequency(MHz):	5210
Polarity:	Vertical	Test Voltage:	DC 48 V



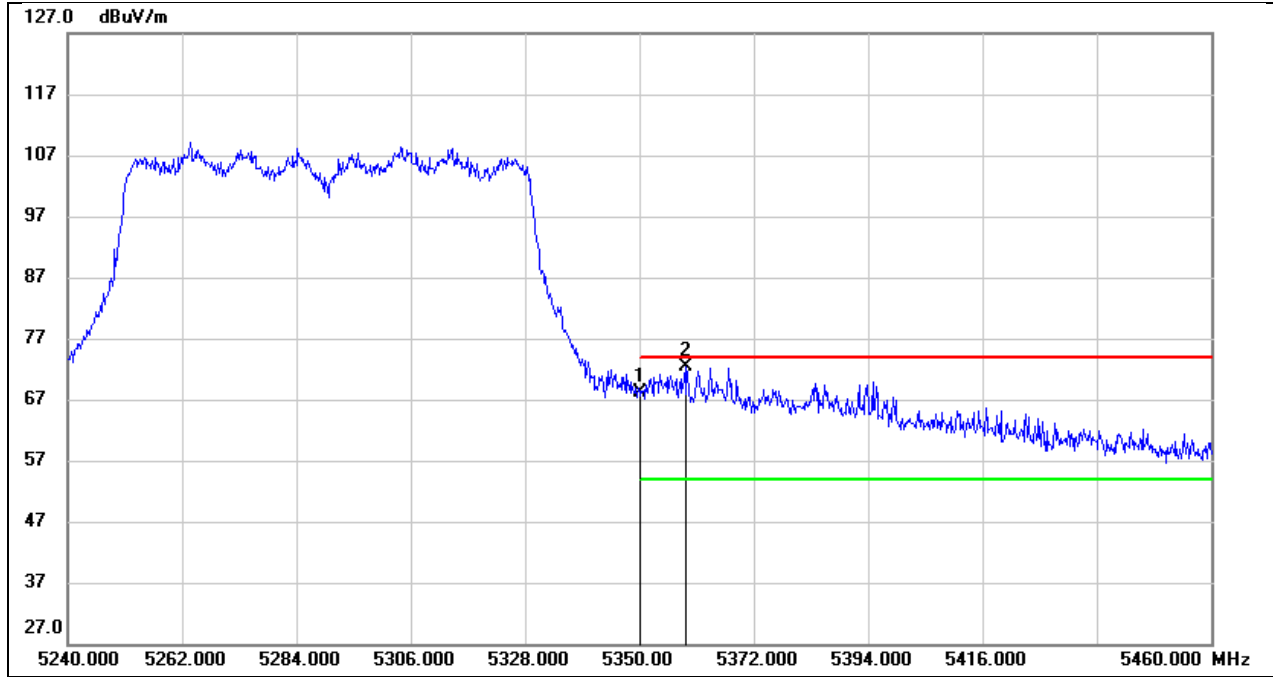
No.	Frequency (MHz)	Reading (dBuV)	Correct (dB/m)	Result (dBuV/m)	Limit (dBuV/m)	Margin (dB)	Remark
1	5136.740	32.48	40.26	72.74	74.00	-1.26	peak
2	5150.000	30.21	40.27	70.48	74.00	-3.52	peak

Test Mode:	8802.11ax HE80 AV	Frequency(MHz):	5210
Polarity:	Vertical	Test Voltage:	DC 48 V



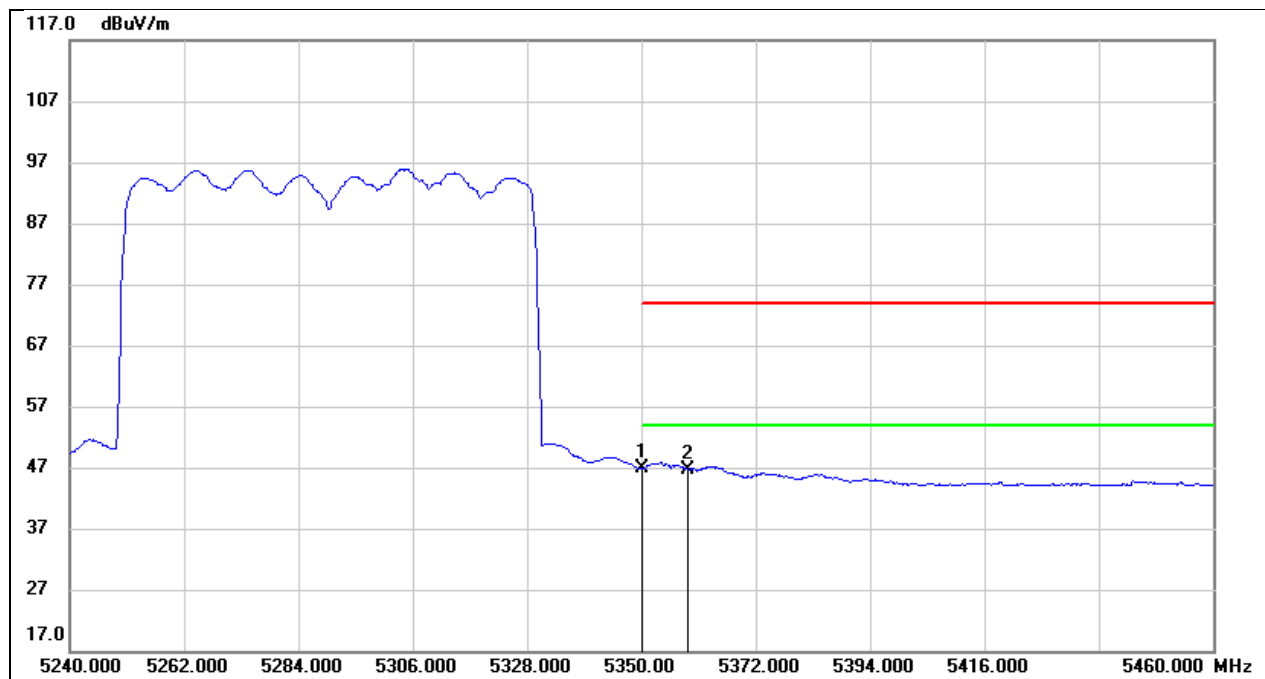
No.	Frequency (MHz)	Reading (dBuV)	Correct (dB/m)	Result (dBuV/m)	Limit (dBuV/m)	Margin (dB)	Remark
1	5136.740	7.27	40.26	47.53	54.00	-6.47	AVG
2	5150.000	9.96	40.27	50.23	54.00	-3.77	AVG

Test Mode:	8802.11ax HE80 PK	Frequency(MHz):	5290
Polarity:	Vertical	Test Voltage:	DC 48 V



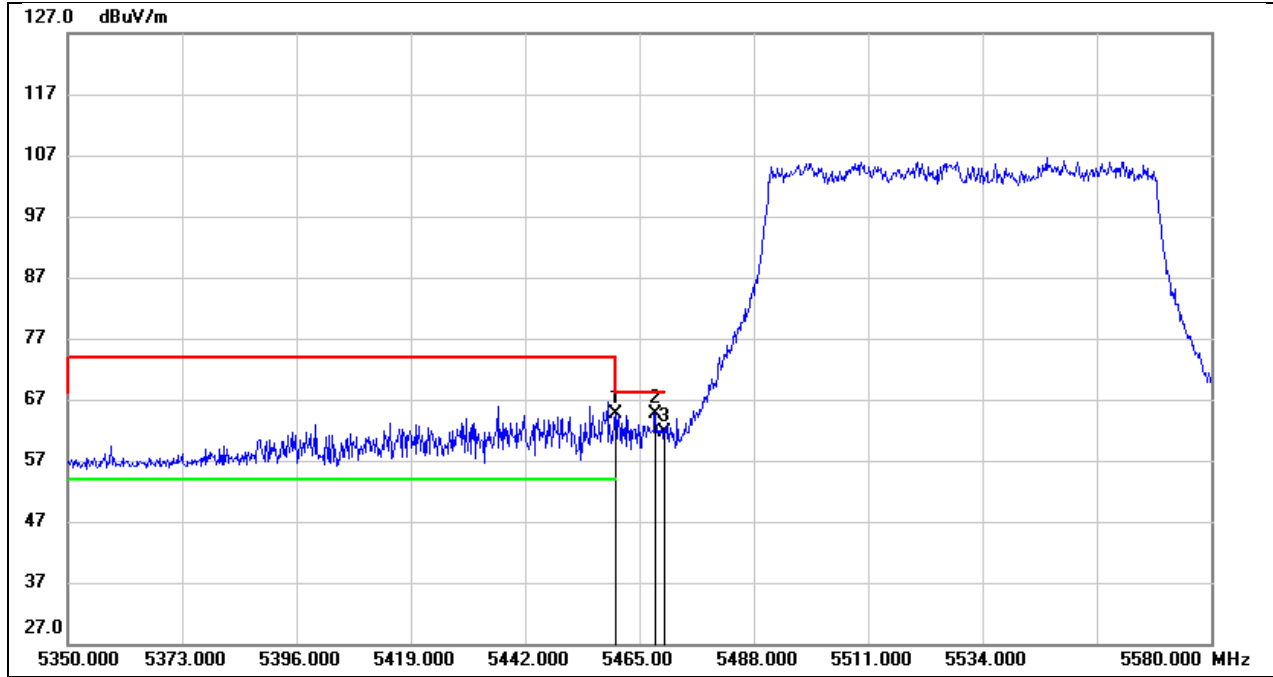
No.	Frequency (MHz)	Reading (dBuV)	Correct (dB/m)	Result (dBuV/m)	Limit (dBuV/m)	Margin (dB)	Remark
1	5350.000	27.60	40.49	68.09	74.00	-5.91	peak
2	5358.800	31.94	40.51	72.45	74.00	-1.55	peak

Test Mode:	8802.11ax HE80 AV	Frequency(MHz):	5290
Polarity:	Vertical	Test Voltage:	DC 48 V



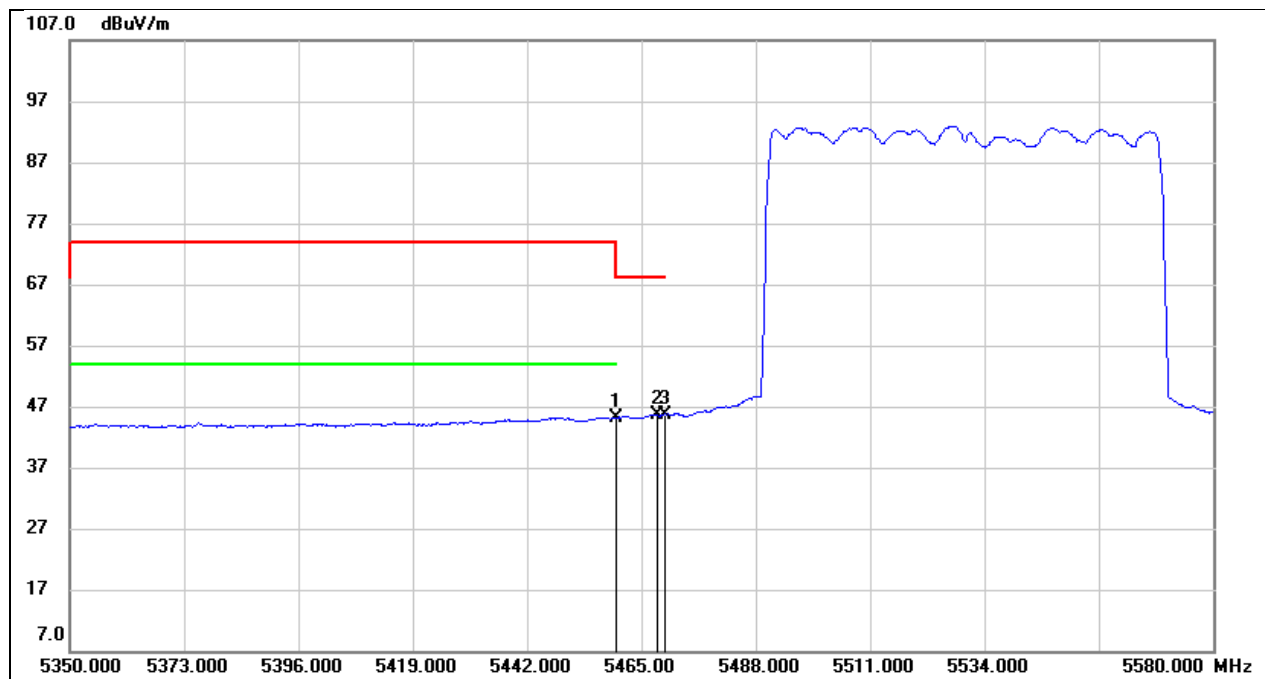
No.	Frequency (MHz)	Reading (dBuV)	Correct (dB/m)	Result (dBuV/m)	Limit (dBuV/m)	Margin (dB)	Remark
1	5350.000	6.40	40.49	46.89	54.00	-7.11	AVG
2	5358.800	6.23	40.51	46.74	54.00	-7.26	AVG

Test Mode:	8802.11ax HE80 PK	Frequency(MHz):	5530
Polarity:	Vertical	Test Voltage:	DC 48 V



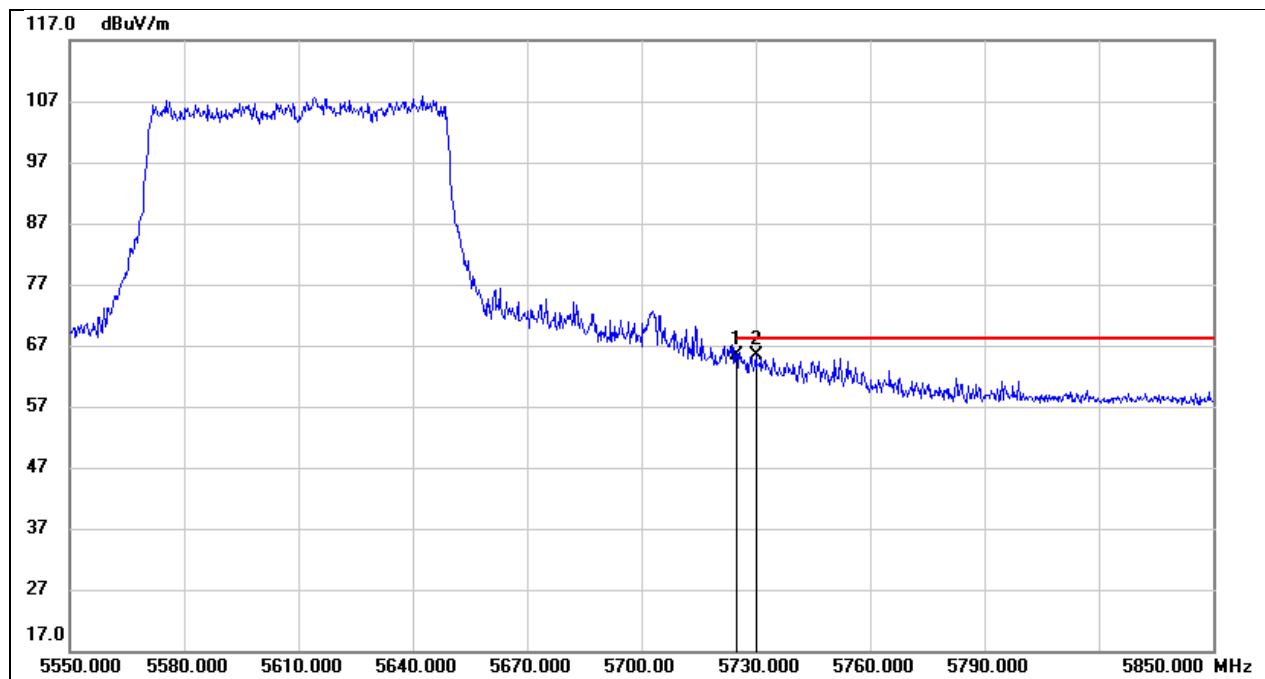
No.	Frequency (MHz)	Reading (dBuV)	Correct (dB/m)	Result (dBuV/m)	Limit (dBuV/m)	Margin (dB)	Remark
1	5460.000	23.92	40.62	64.54	74.00	-9.46	peak
2	5468.220	23.95	40.63	64.58	68.20	-3.62	peak
3	5470.000	21.04	40.63	61.67	68.20	-6.53	peak

Test Mode:	8802.11ax HE80 AV	Frequency(MHz):	5530
Polarity:	Vertical	Test Voltage:	DC 48 V



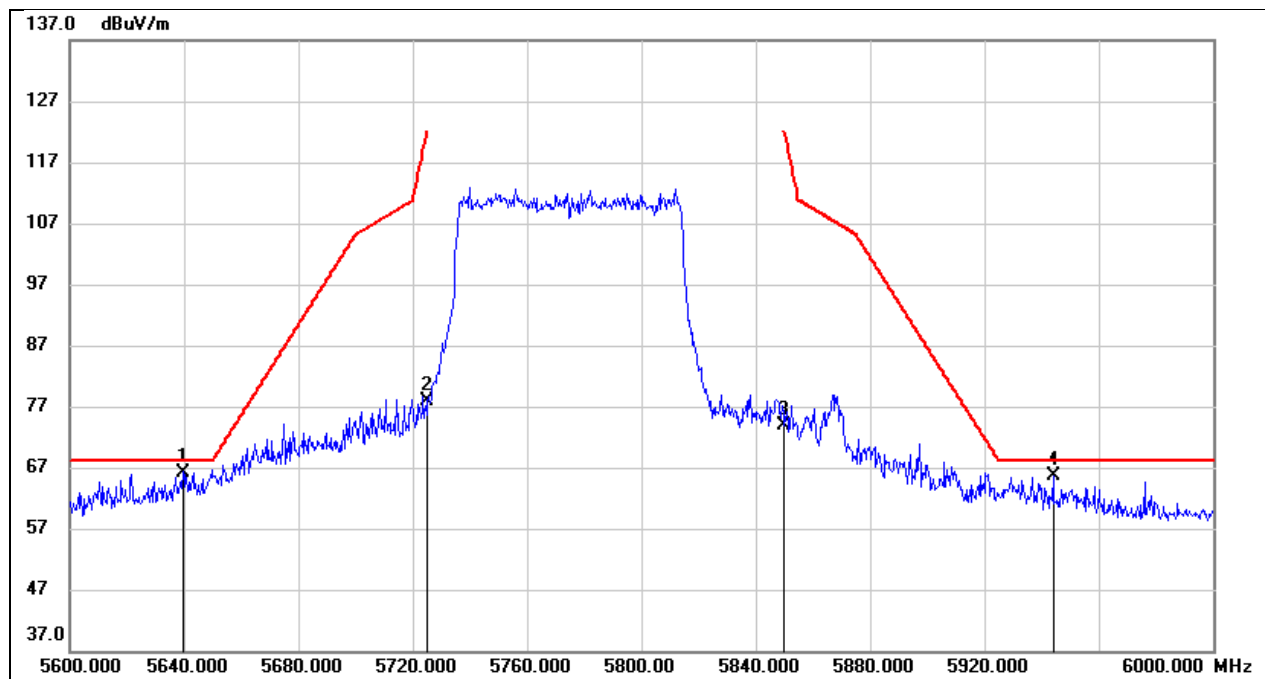
No.	Frequency (MHz)	Reading (dBuV)	Correct (dB/m)	Result (dBuV/m)	Limit (dBuV/m)	Margin (dB)	Remark
1	5460.000	4.53	40.62	45.15	54.00	-8.85	AVG
2	5468.220	4.92	40.63	45.55	/	/	AVG
3	5470.000	5.02	40.63	45.65	/	/	AVG

Test Mode:	8802.11ax HE80 PK	Frequency(MHz):	5610
Polarity:	Vertical	Test Voltage:	DC 48 V



No.	Frequency (MHz)	Reading (dBuV)	Correct (dB/m)	Result (dBuV/m)	Limit (dBuV/m)	Margin (dB)	Remark
1	5725.000	24.18	41.27	65.45	68.20	-2.75	peak
2	5730.000	24.05	41.28	65.33	68.20	-2.87	peak

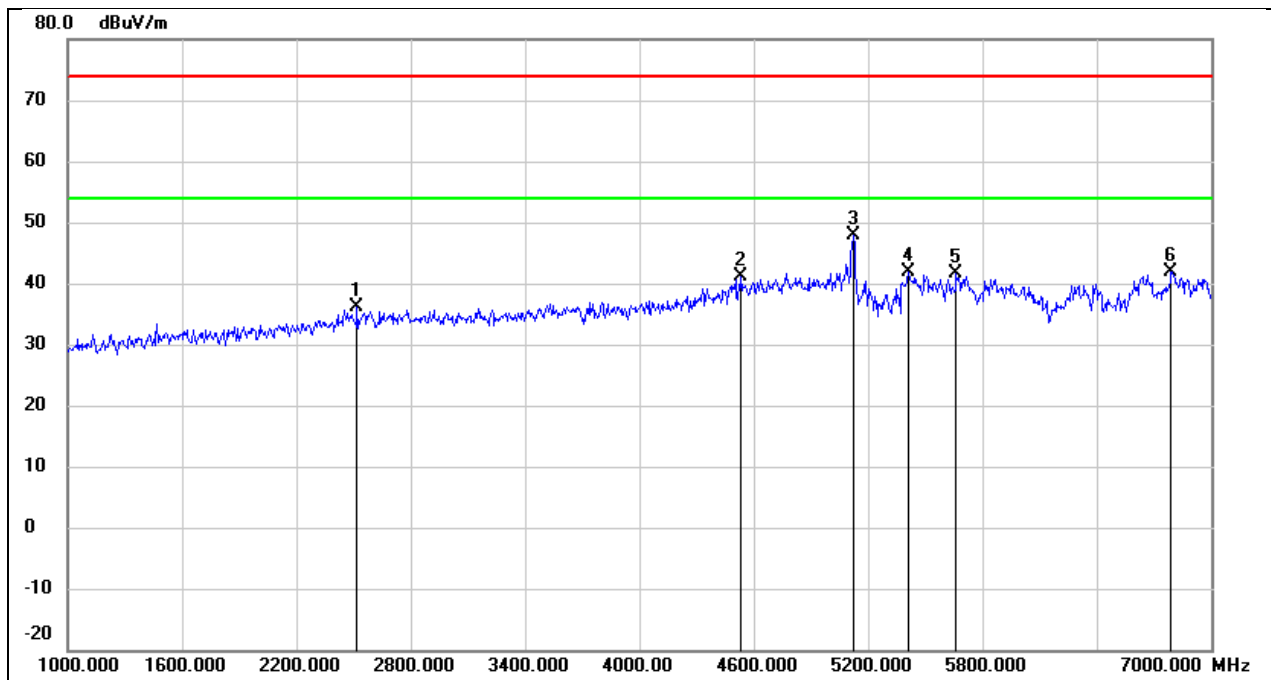
Test Mode:	8802.11ax HE80 PK	Frequency(MHz):	5775
Polarity:	Vertical	Test Voltage:	DC 48 V



No.	Frequency (MHz)	Reading (dBuV)	Correct (dB/m)	Result (dBuV/m)	Limit (dBuV/m)	Margin (dB)	Remark
1	5639.600	25.22	41.03	66.25	68.20	-1.95	peak
2	5725.000	36.51	41.27	77.78	122.20	-44.42	peak
3	5850.000	32.34	41.60	73.94	122.20	-48.26	peak
4	5944.000	23.78	41.85	65.63	68.20	-2.57	peak

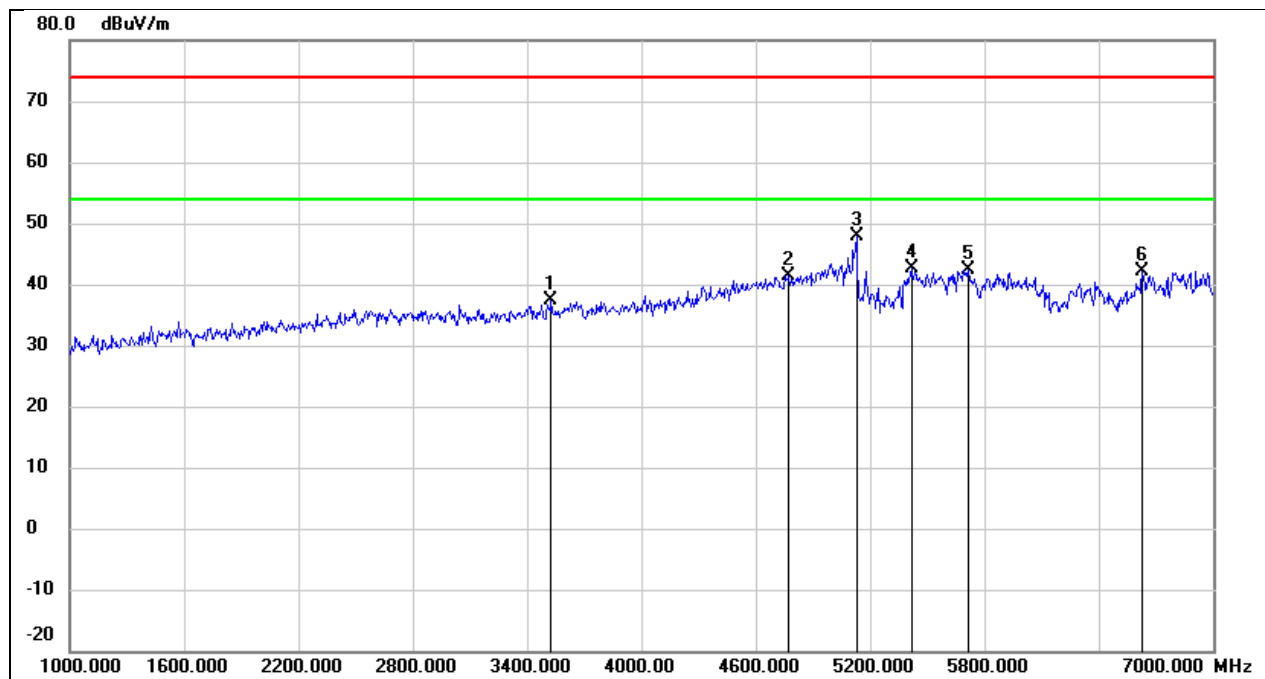
8.2. SPURIOUS EMISSIONS(1 GHZ~7 GHZ)

Test Mode:	802.11a 20	Frequency(MHz):	5180
Polarity:	Horizontal	Test Voltage:	DC 48 V



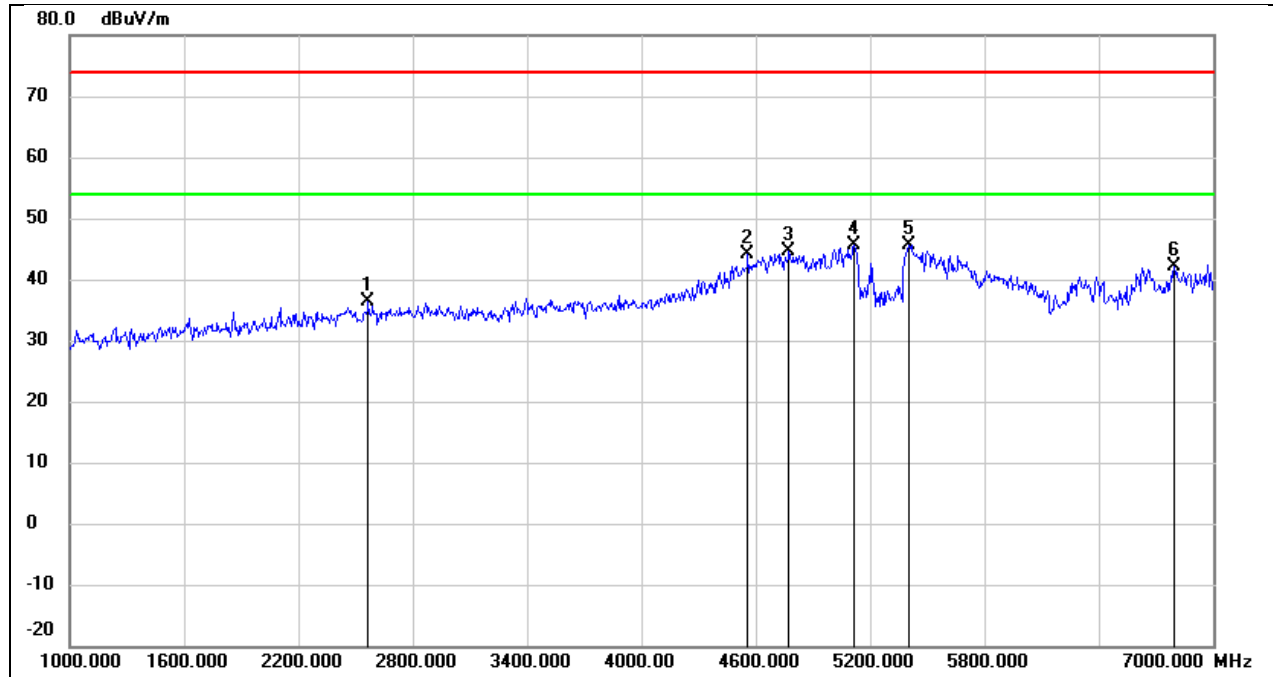
No.	Frequency (MHz)	Reading (dBuV)	Correct (dB/m)	Result (dBuV/m)	Limit (dBuV/m)	Margin (dB)	Remark
1	2518.000	44.53	-8.44	36.09	74.00	-37.91	peak
2	4534.000	43.13	-2.01	41.12	74.00	-32.88	peak
3	5122.000	47.93	-0.02	47.91	74.00	-26.09	peak
4	5410.000	41.48	0.32	41.80	74.00	-32.20	peak
5	5662.000	40.78	0.89	41.67	74.00	-32.33	peak
6	6790.000	36.78	5.15	41.93	74.00	-32.07	peak

Test Mode:	802.11a 20	Frequency(MHz):	5180
Polarity:	Vertical	Test Voltage:	DC 48 V



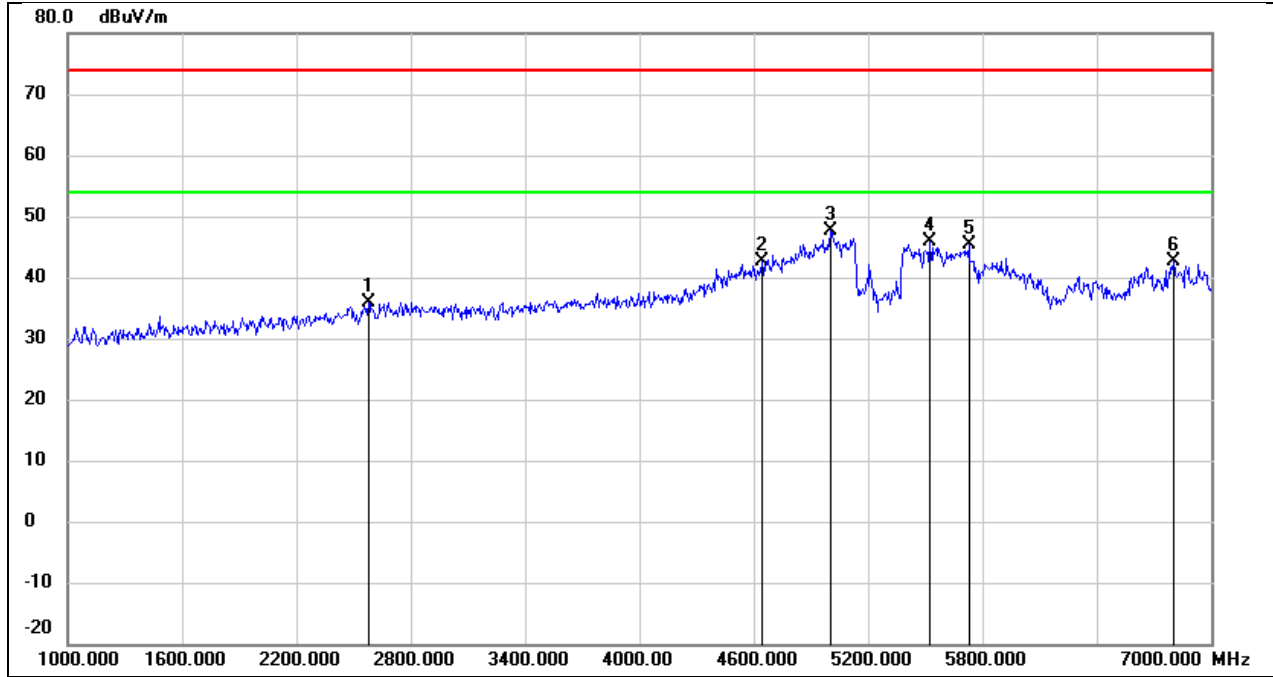
No.	Frequency (MHz)	Reading (dBuV)	Correct (dB/m)	Result (dBuV/m)	Limit (dBuV/m)	Margin (dB)	Remark
1	3526.000	43.05	-5.78	37.27	74.00	-36.73	peak
2	4774.000	42.41	-1.05	41.36	74.00	-32.64	peak
3	5128.000	47.78	0.00	47.78	74.00	-26.22	peak
4	5416.000	42.23	0.32	42.55	74.00	-31.45	peak
5	5716.000	41.22	1.04	42.26	74.00	-31.74	peak
6	6628.000	37.71	4.36	42.07	74.00	-31.93	peak

Test Mode:	802.11a 20	Frequency(MHz):	5200
Polarity:	Horizontal	Test Voltage:	DC 48 V



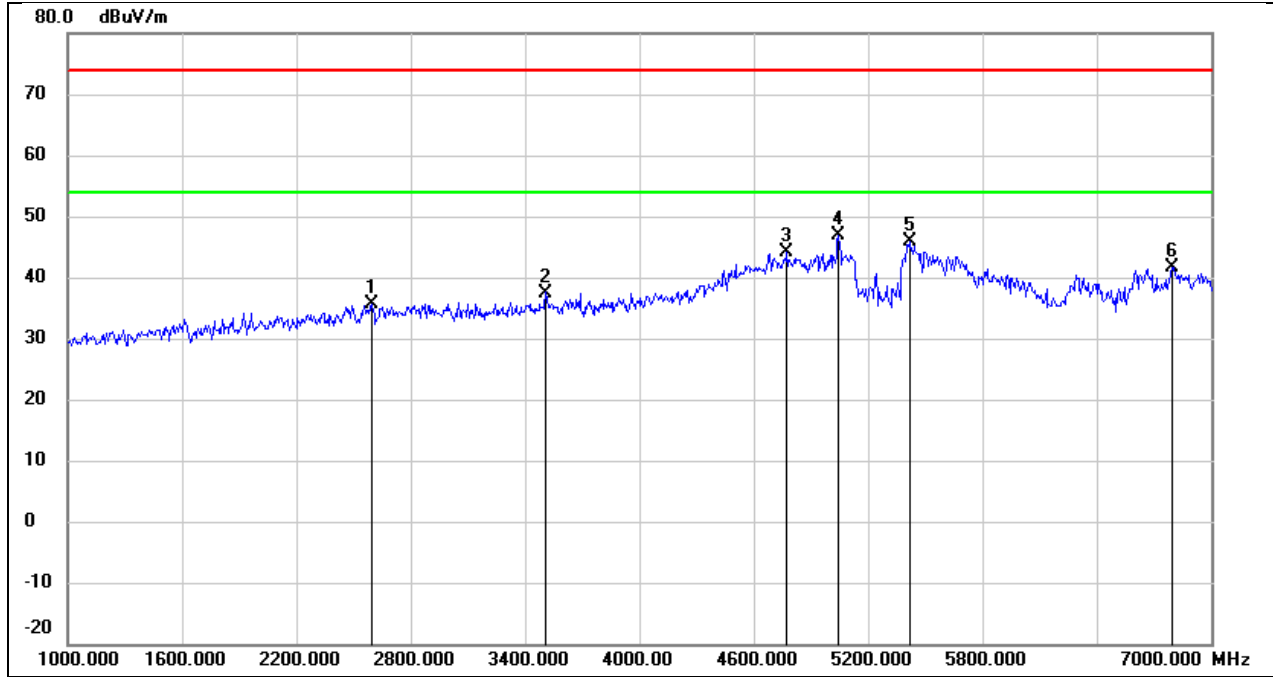
No.	Frequency (MHz)	Reading (dBuV)	Correct (dB/m)	Result (dBuV/m)	Limit (dBuV/m)	Margin (dB)	Remark
1	2566.000	44.66	-8.29	36.37	74.00	-37.63	peak
2	4558.000	46.03	-1.91	44.12	74.00	-29.88	peak
3	4774.000	45.79	-1.05	44.74	74.00	-29.26	peak
4	5116.000	45.61	-0.02	45.59	74.00	-28.41	peak
5	5404.000	45.26	0.31	45.57	74.00	-28.43	peak
6	6796.000	37.03	5.19	42.22	74.00	-31.78	peak

Test Mode:	802.11a 20	Frequency(MHz):	5200
Polarity:	Vertical	Test Voltage:	DC 48 V



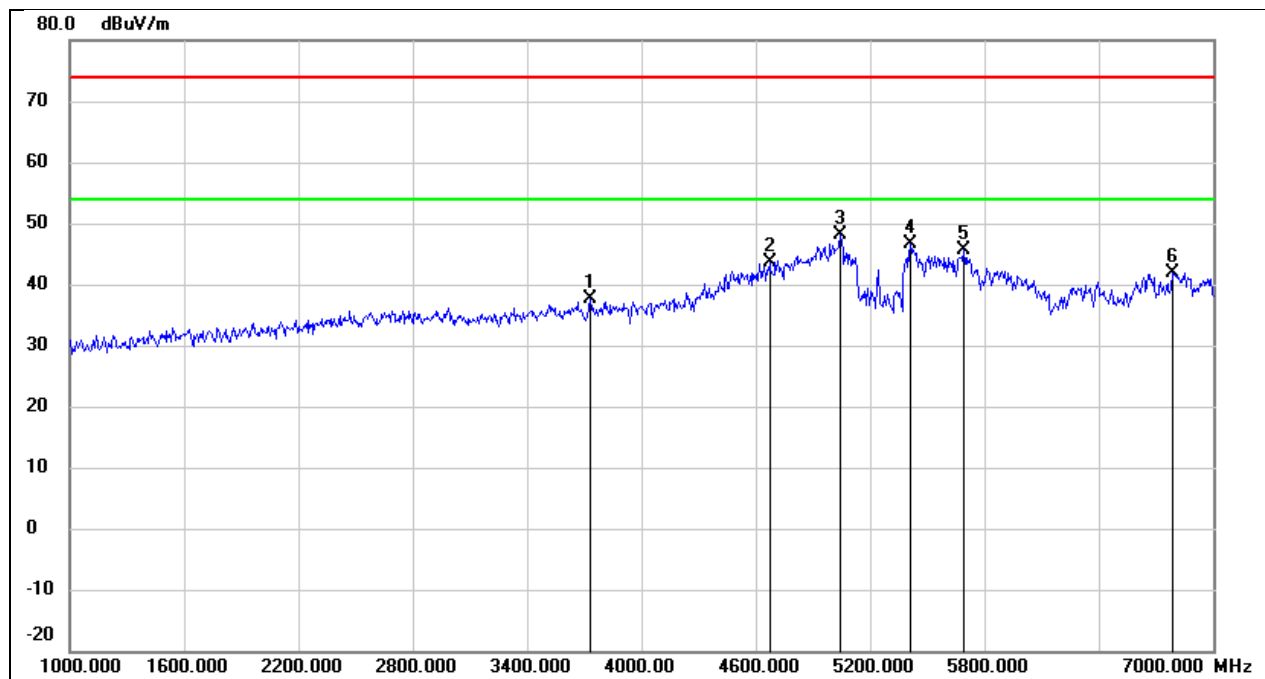
No.	Frequency (MHz)	Reading (dBuV)	Correct (dB/m)	Result (dBuV/m)	Limit (dBuV/m)	Margin (dB)	Remark
1	2578.000	44.10	-8.26	35.84	74.00	-38.16	peak
2	4642.000	44.16	-1.57	42.59	74.00	-31.41	peak
3	5002.000	47.72	-0.15	47.57	74.00	-26.43	peak
4	5524.000	45.46	0.48	45.94	74.00	-28.06	peak
5	5728.000	44.37	1.07	45.44	74.00	-28.56	peak
6	6802.000	37.32	5.21	42.53	74.00	-31.47	peak

Test Mode:	802.11a 20	Frequency(MHz):	5240
Polarity:	Horizontal	Test Voltage:	DC 48 V



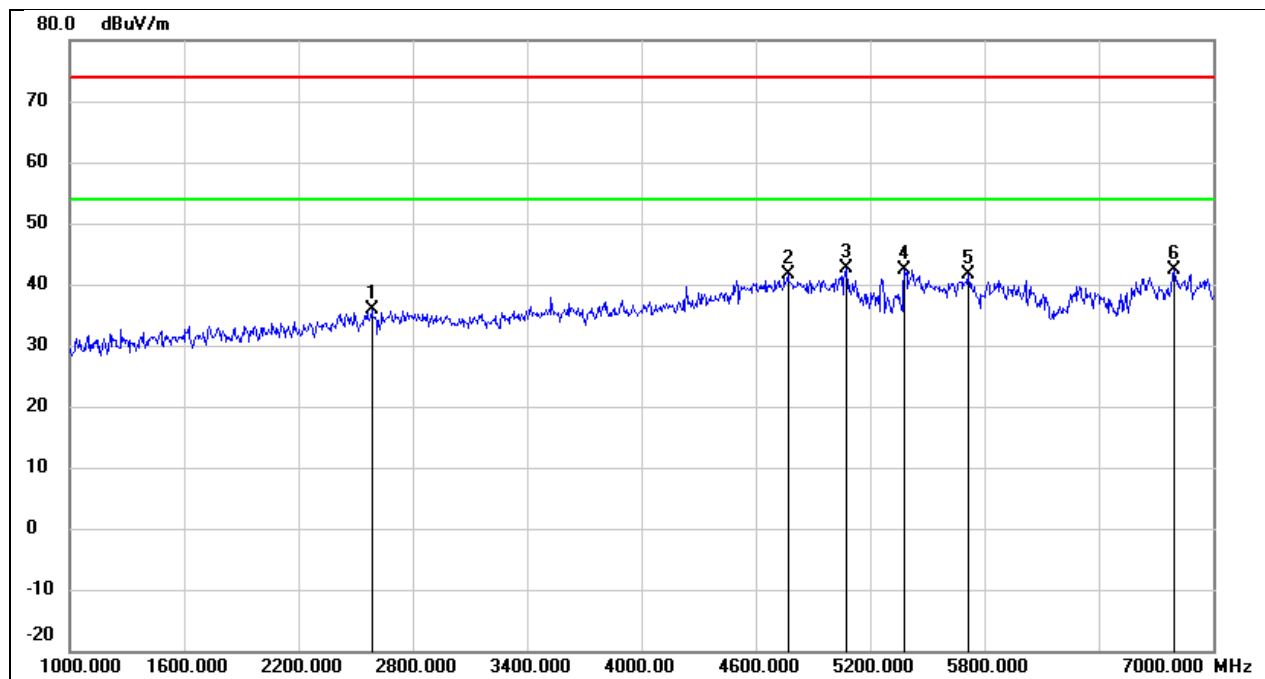
No.	Frequency (MHz)	Reading (dBuV)	Correct (dB/m)	Result (dBuV/m)	Limit (dBuV/m)	Margin (dB)	Remark
1	2596.000	43.91	-8.20	35.71	74.00	-38.29	peak
2	3508.000	43.32	-5.82	37.50	74.00	-36.50	peak
3	4774.000	45.27	-1.05	44.22	74.00	-29.78	peak
4	5044.000	46.94	-0.10	46.84	74.00	-27.16	peak
5	5416.000	45.65	0.32	45.97	74.00	-28.03	peak
6	6796.000	36.54	5.19	41.73	74.00	-32.27	peak

Test Mode:	802.11a 20	Frequency(MHz):	5240
Polarity:	Vertical	Test Voltage:	DC 48 V



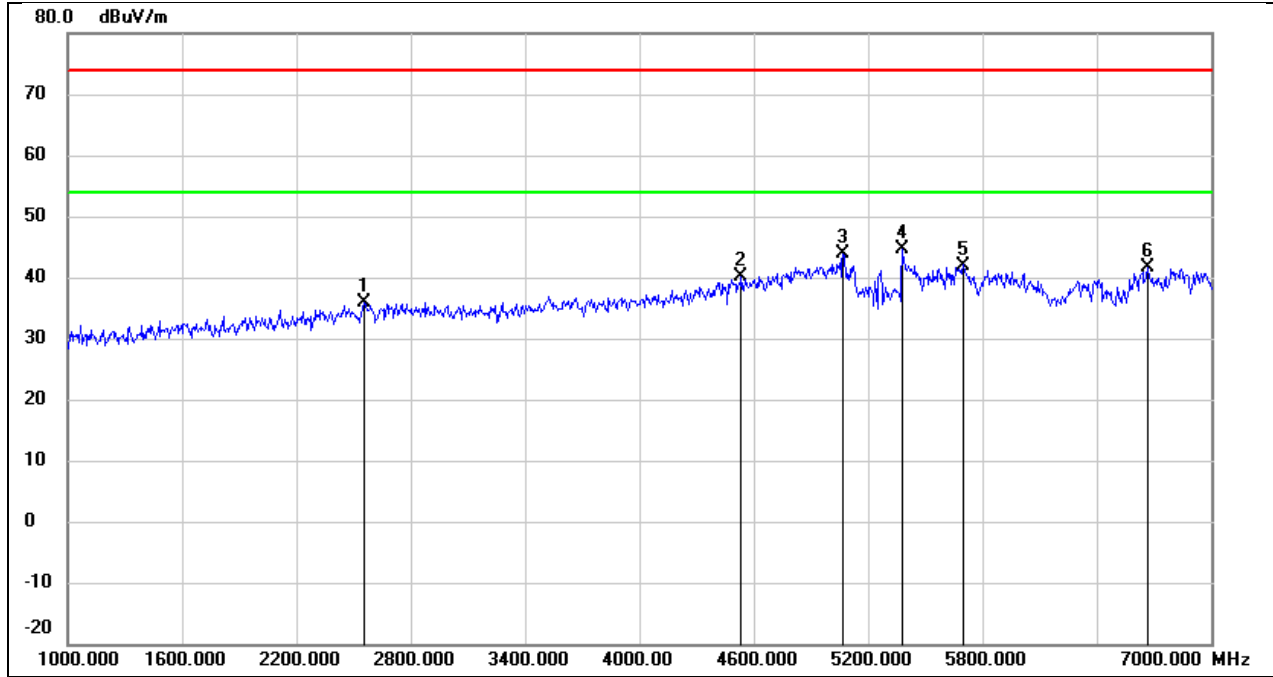
No.	Frequency (MHz)	Reading (dBuV)	Correct (dB/m)	Result (dBuV/m)	Limit (dBuV/m)	Margin (dB)	Remark
1	3730.000	42.80	-5.22	37.58	74.00	-36.42	peak
2	4672.000	45.06	-1.46	43.60	74.00	-30.40	peak
3	5044.000	48.21	-0.10	48.11	74.00	-25.89	peak
4	5410.000	46.34	0.32	46.66	74.00	-27.34	peak
5	5692.000	44.62	0.97	45.59	74.00	-28.41	peak
6	6784.000	36.69	5.13	41.82	74.00	-32.18	peak

Test Mode:	802.11a 20	Frequency(MHz):	5260
Polarity:	Horizontal	Test Voltage:	DC 48 V



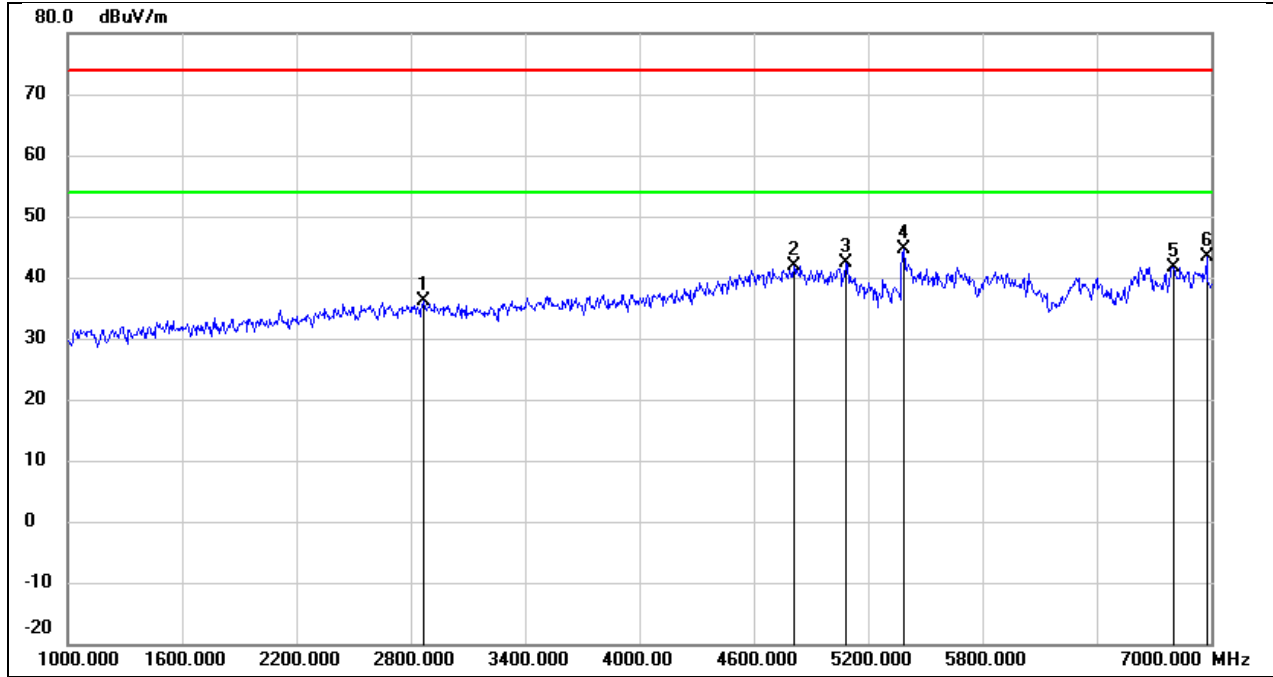
No.	Frequency (MHz)	Reading (dBuV)	Correct (dB/m)	Result (dBuV/m)	Limit (dBuV/m)	Margin (dB)	Remark
1	2584.000	44.07	-8.24	35.83	74.00	-38.17	peak
2	4768.000	42.70	-1.07	41.63	74.00	-32.37	peak
3	5074.000	42.59	-0.06	42.53	74.00	-31.47	peak
4	5380.000	42.12	0.29	42.41	74.00	-31.59	peak
5	5716.000	40.47	1.04	41.51	74.00	-32.49	peak
6	6796.000	37.24	5.19	42.43	74.00	-31.57	peak

Test Mode:	802.11a 20	Frequency(MHz):	5260
Polarity:	Vertical	Test Voltage:	DC 48 V



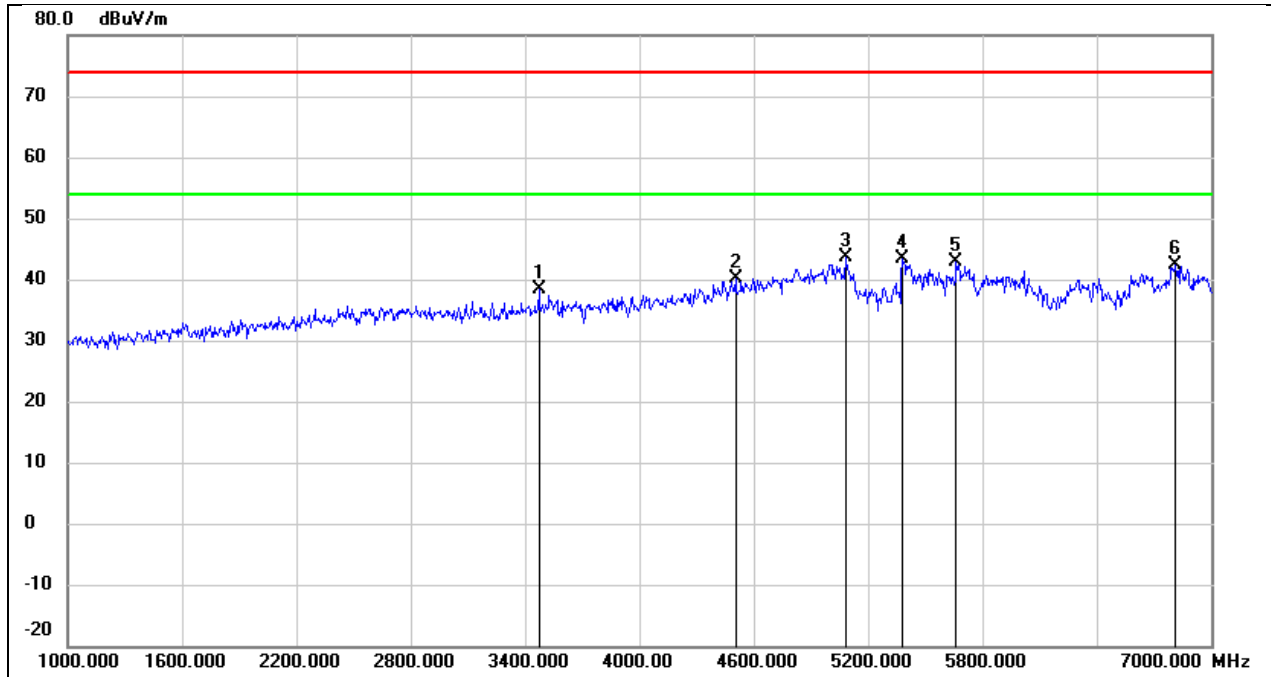
No.	Frequency (MHz)	Reading (dBuV)	Correct (dB/m)	Result (dBuV/m)	Limit (dBuV/m)	Margin (dB)	Remark
1	2554.000	44.12	-8.32	35.80	74.00	-38.20	peak
2	4534.000	42.04	-2.01	40.03	74.00	-33.97	peak
3	5068.000	43.87	-0.07	43.80	74.00	-30.20	peak
4	5380.000	44.31	0.29	44.60	74.00	-29.40	peak
5	5698.000	41.01	0.99	42.00	74.00	-32.00	peak
6	6664.000	37.10	4.54	41.64	74.00	-32.36	peak

Test Mode:	802.11a 20	Frequency(MHz):	5280
Polarity:	Horizontal	Test Voltage:	DC 48 V



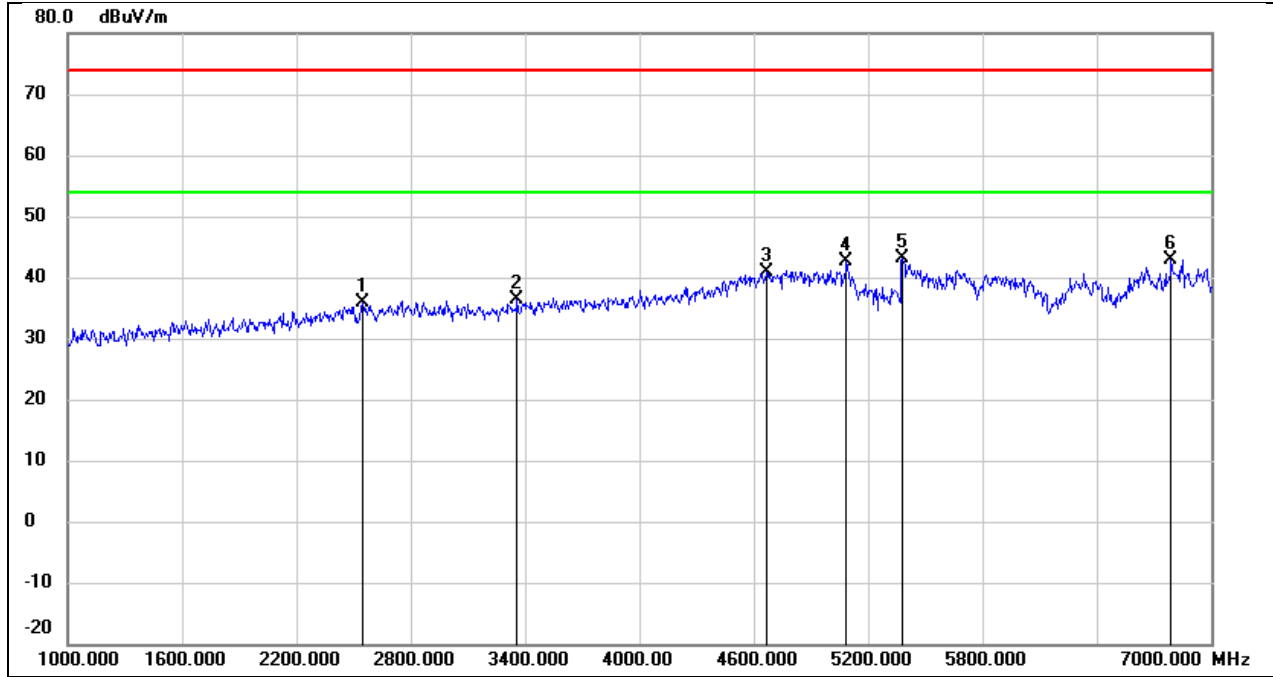
No.	Frequency (MHz)	Reading (dBuV)	Correct (dB/m)	Result (dBuV/m)	Limit (dBuV/m)	Margin (dB)	Remark
1	2866.000	43.61	-7.38	36.23	74.00	-37.77	peak
2	4810.000	42.89	-0.91	41.98	74.00	-32.02	peak
3	5080.000	42.50	-0.06	42.44	74.00	-31.56	peak
4	5386.000	44.34	0.29	44.63	74.00	-29.37	peak
5	6802.000	36.51	5.21	41.72	74.00	-32.28	peak
6	6976.000	37.21	6.09	43.30	74.00	-30.70	peak

Test Mode:	802.11a 20	Frequency(MHz):	5280
Polarity:	Vertical	Test Voltage:	DC 48 V



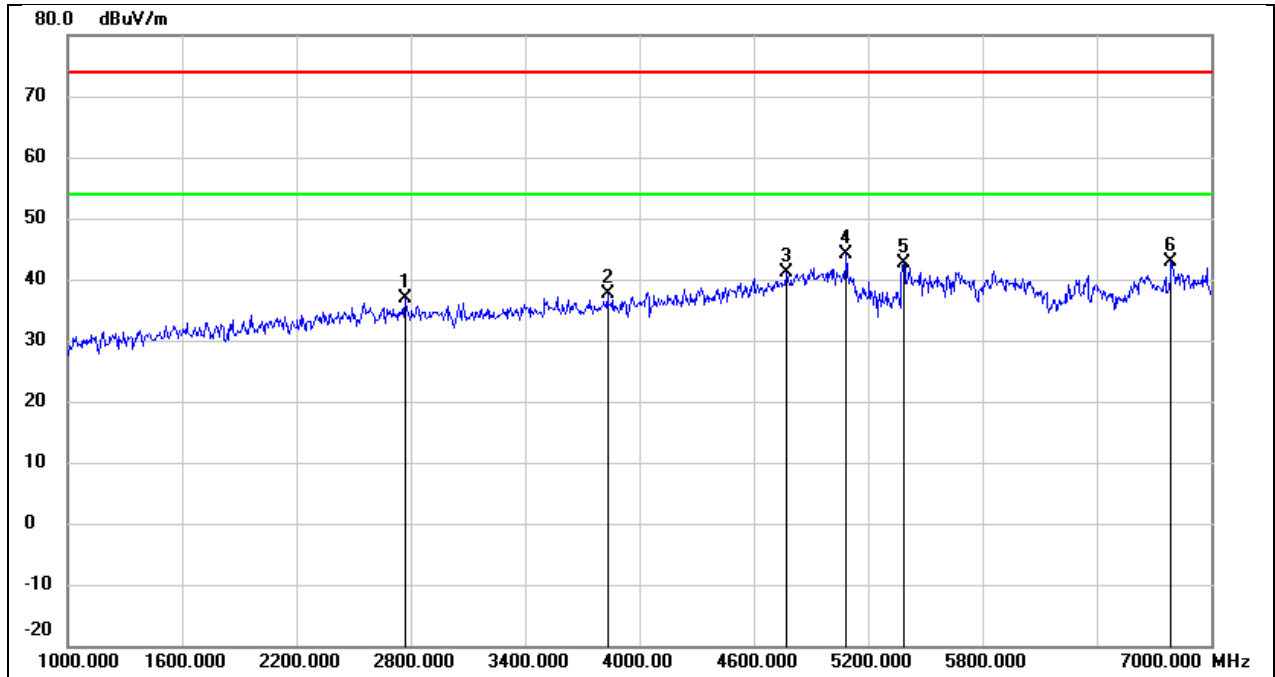
No.	Frequency (MHz)	Reading (dBuV)	Correct (dB/m)	Result (dBuV/m)	Limit (dBuV/m)	Margin (dB)	Remark
1	3472.000	44.32	-5.91	38.41	74.00	-35.59	peak
2	4504.000	42.17	-2.12	40.05	74.00	-33.95	peak
3	5080.000	43.64	-0.06	43.58	74.00	-30.42	peak
4	5380.000	43.20	0.29	43.49	74.00	-30.51	peak
5	5662.000	41.99	0.89	42.88	74.00	-31.12	peak
6	6814.000	37.05	5.28	42.33	74.00	-31.67	peak

Test Mode:	802.11a 20	Frequency(MHz):	5320
Polarity:	Horizontal	Test Voltage:	DC 48 V



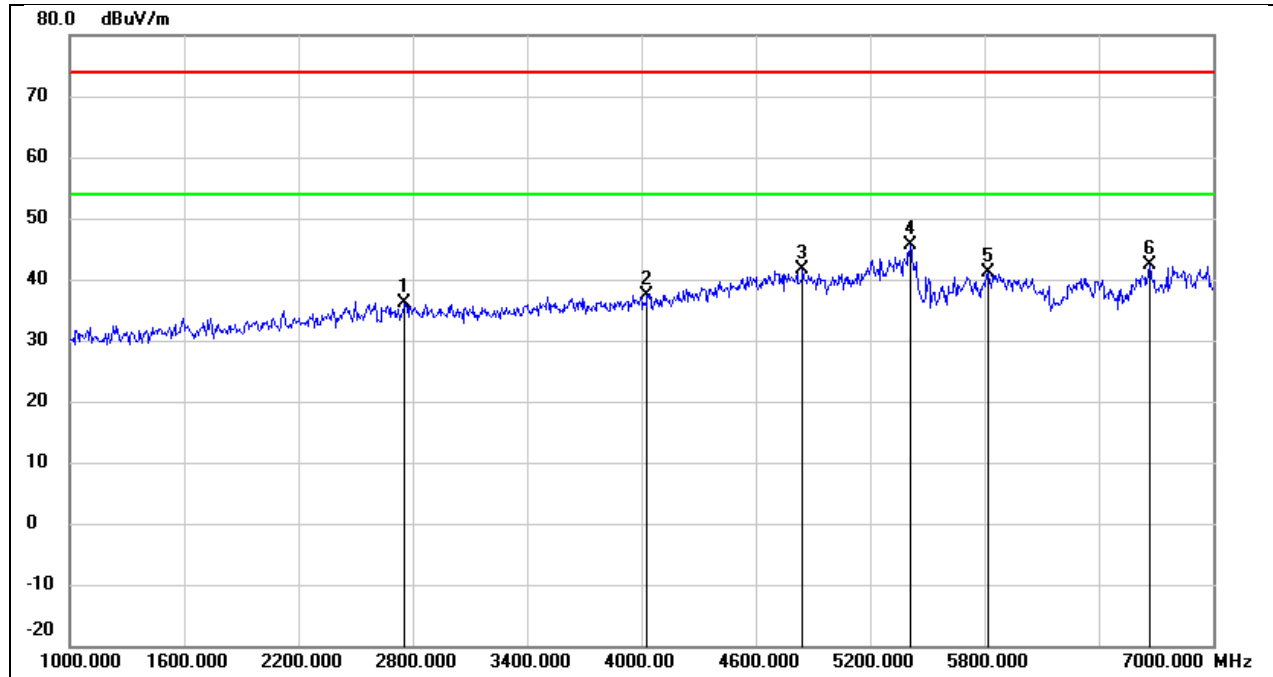
No.	Frequency (MHz)	Reading (dBuV)	Correct (dB/m)	Result (dBuV/m)	Limit (dBuV/m)	Margin (dB)	Remark
1	2548.000	44.15	-8.35	35.80	74.00	-38.20	peak
2	3358.000	42.50	-6.17	36.33	74.00	-37.67	peak
3	4666.000	42.31	-1.48	40.83	74.00	-33.17	peak
4	5086.000	42.63	-0.05	42.58	74.00	-31.42	peak
5	5380.000	42.91	0.29	43.20	74.00	-30.80	peak
6	6790.000	37.77	5.15	42.92	74.00	-31.08	peak

Test Mode:	802.11a 20	Frequency(MHz):	5320
Polarity:	Vertical	Test Voltage:	DC 48 V



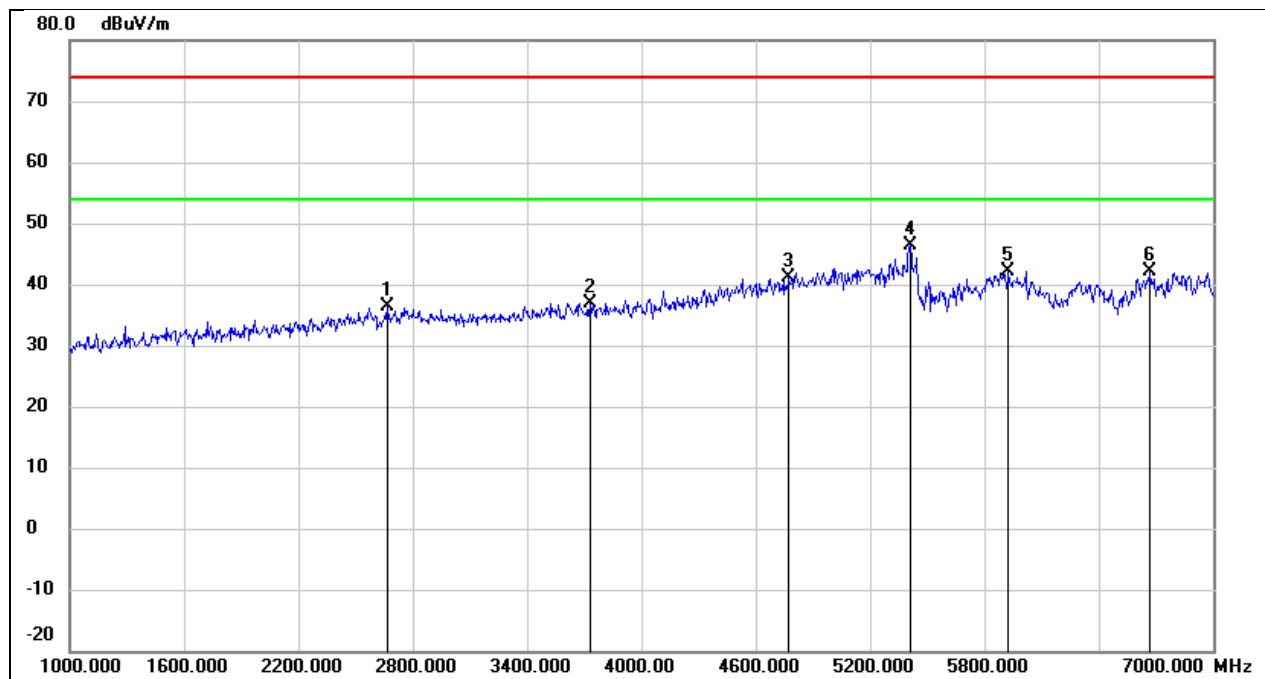
No.	Frequency (MHz)	Reading (dBuV)	Correct (dB/m)	Result (dBuV/m)	Limit (dBuV/m)	Margin (dB)	Remark
1	2770.000	44.65	-7.67	36.98	74.00	-37.02	peak
2	3832.000	42.48	-4.94	37.54	74.00	-36.46	peak
3	4774.000	42.20	-1.05	41.15	74.00	-32.85	peak
4	5086.000	44.20	-0.05	44.15	74.00	-29.85	peak
5	5386.000	42.43	0.29	42.72	74.00	-31.28	peak
6	6790.000	37.67	5.15	42.82	74.00	-31.18	peak

Test Mode:	802.11a 20	Frequency(MHz):	5500
Polarity:	Horizontal	Test Voltage:	DC 48 V



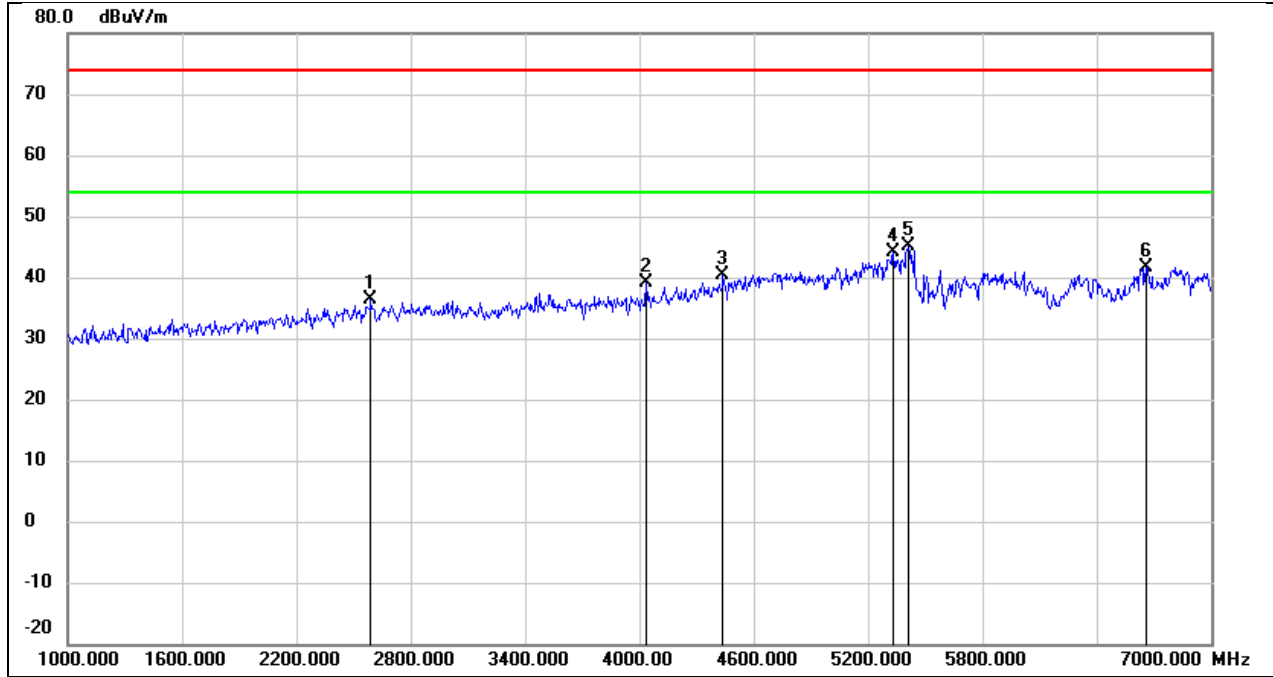
No.	Frequency (MHz)	Reading (dBuV)	Correct (dB/m)	Result (dBuV/m)	Limit (dBuV/m)	Margin (dB)	Remark
1	2758.000	43.73	-7.72	36.01	74.00	-37.99	peak
2	4030.000	41.84	-4.34	37.50	74.00	-36.50	peak
3	4846.000	42.40	-0.77	41.63	74.00	-32.37	peak
4	5410.000	45.25	0.32	45.57	74.00	-28.43	peak
5	5818.000	39.89	1.33	41.22	74.00	-32.78	peak
6	6670.000	37.80	4.57	42.37	74.00	-31.63	peak

Test Mode:	802.11a 20	Frequency(MHz):	5500
Polarity:	Vertical	Test Voltage:	DC 48 V



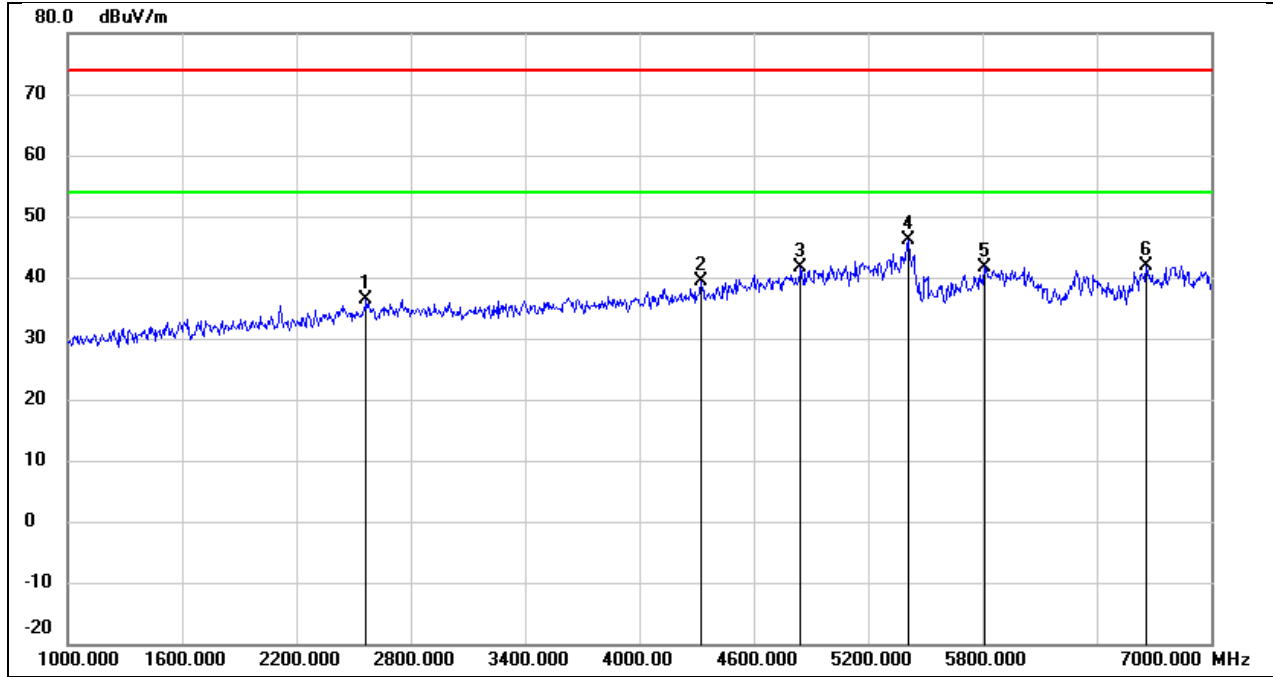
No.	Frequency (MHz)	Reading (dBuV)	Correct (dB/m)	Result (dBuV/m)	Limit (dBuV/m)	Margin (dB)	Remark
1	2668.000	44.26	-7.98	36.28	74.00	-37.72	peak
2	3730.000	42.15	-5.22	36.93	74.00	-37.07	peak
3	4774.000	42.25	-1.05	41.20	74.00	-32.80	peak
4	5410.000	46.15	0.32	46.47	74.00	-27.53	peak
5	5926.000	40.56	1.64	42.20	74.00	-31.80	peak
6	6670.000	37.59	4.57	42.16	74.00	-31.84	peak

Test Mode:	802.11a 20	Frequency(MHz):	5580
Polarity:	Horizontal	Test Voltage:	DC 48 V



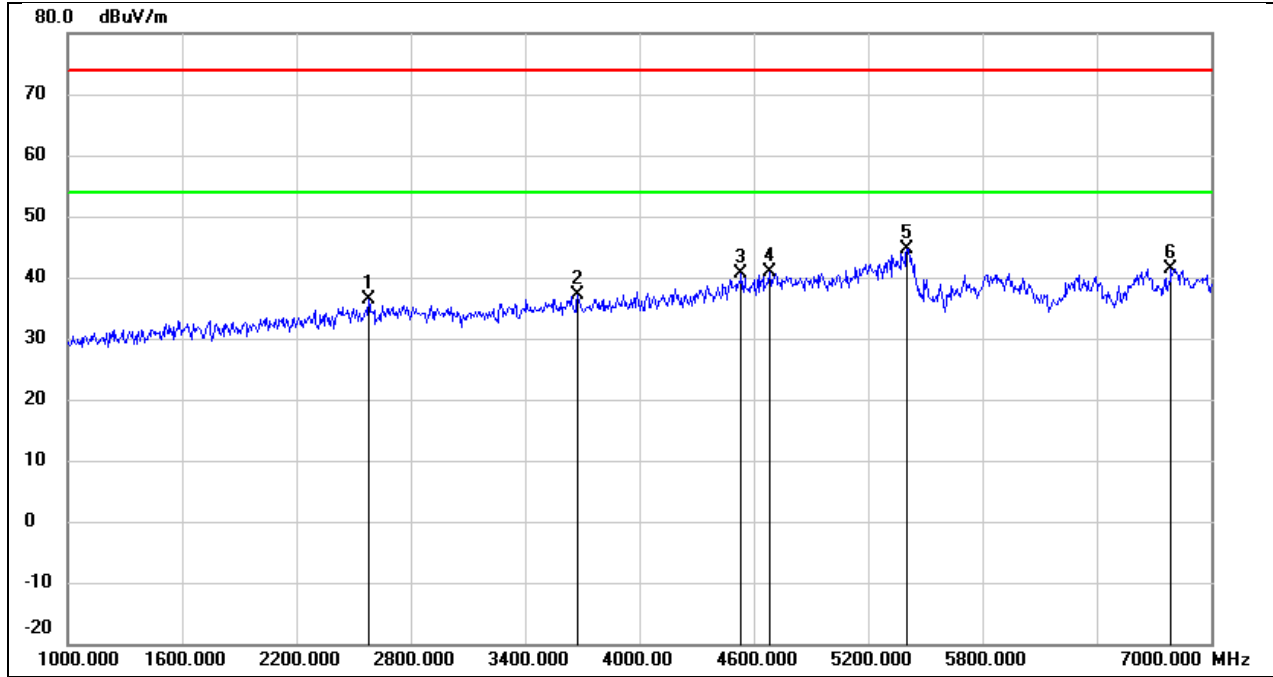
No.	Frequency (MHz)	Reading (dBuV)	Correct (dB/m)	Result (dBuV/m)	Limit (dBuV/m)	Margin (dB)	Remark
1	2590.000	44.51	-8.22	36.29	74.00	-37.71	peak
2	4036.000	43.43	-4.31	39.12	74.00	-34.88	peak
3	4438.000	42.84	-2.42	40.42	74.00	-33.58	peak
4	5332.000	43.85	0.22	44.07	74.00	-29.93	peak
5	5410.000	44.82	0.32	45.14	74.00	-28.86	peak
6	6658.000	37.24	4.49	41.73	74.00	-32.27	peak

Test Mode:	802.11a 20	Frequency(MHz):	5580
Polarity:	Vertical	Test Voltage:	DC 48 V



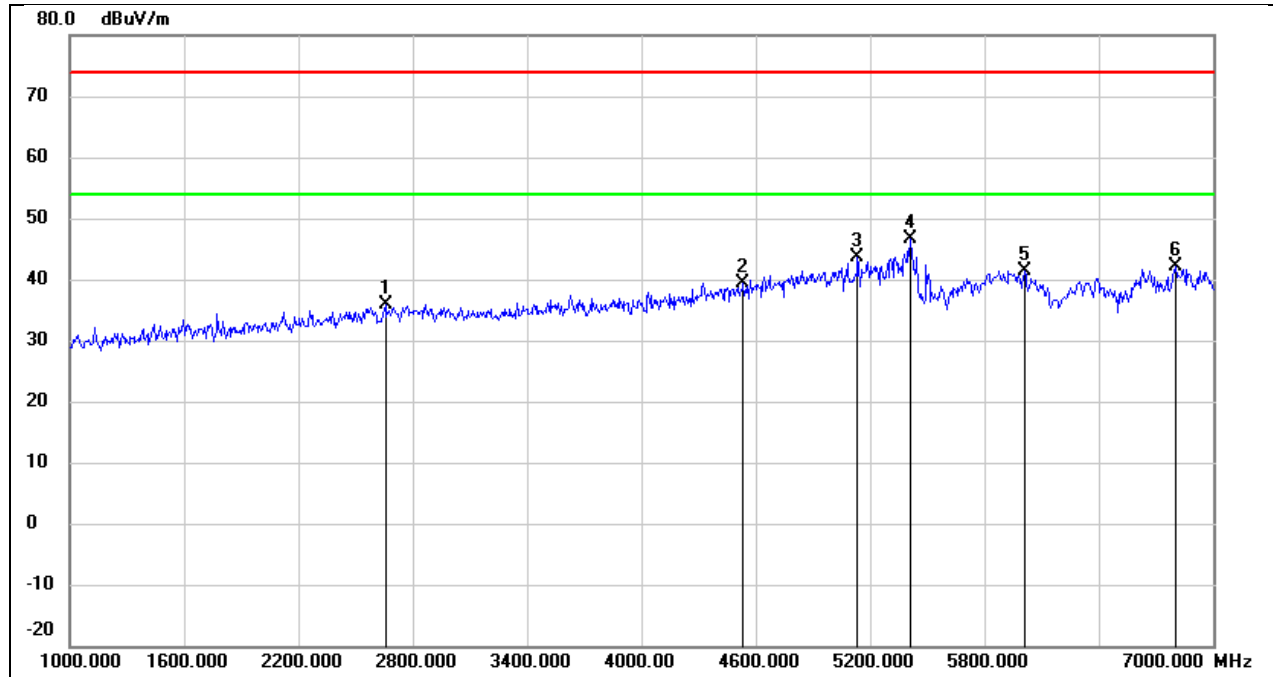
No.	Frequency (MHz)	Reading (dBuV)	Correct (dB/m)	Result (dBuV/m)	Limit (dBuV/m)	Margin (dB)	Remark
1	2566.000	44.71	-8.29	36.42	74.00	-37.58	peak
2	4324.000	42.30	-2.96	39.34	74.00	-34.66	peak
3	4846.000	42.51	-0.77	41.74	74.00	-32.26	peak
4	5410.000	45.79	0.32	46.11	74.00	-27.89	peak
5	5812.000	40.44	1.31	41.75	74.00	-32.25	peak
6	6658.000	37.47	4.49	41.96	74.00	-32.04	peak

Test Mode:	802.11a 20	Frequency(MHz):	5700
Polarity:	Horizontal	Test Voltage:	DC 48 V



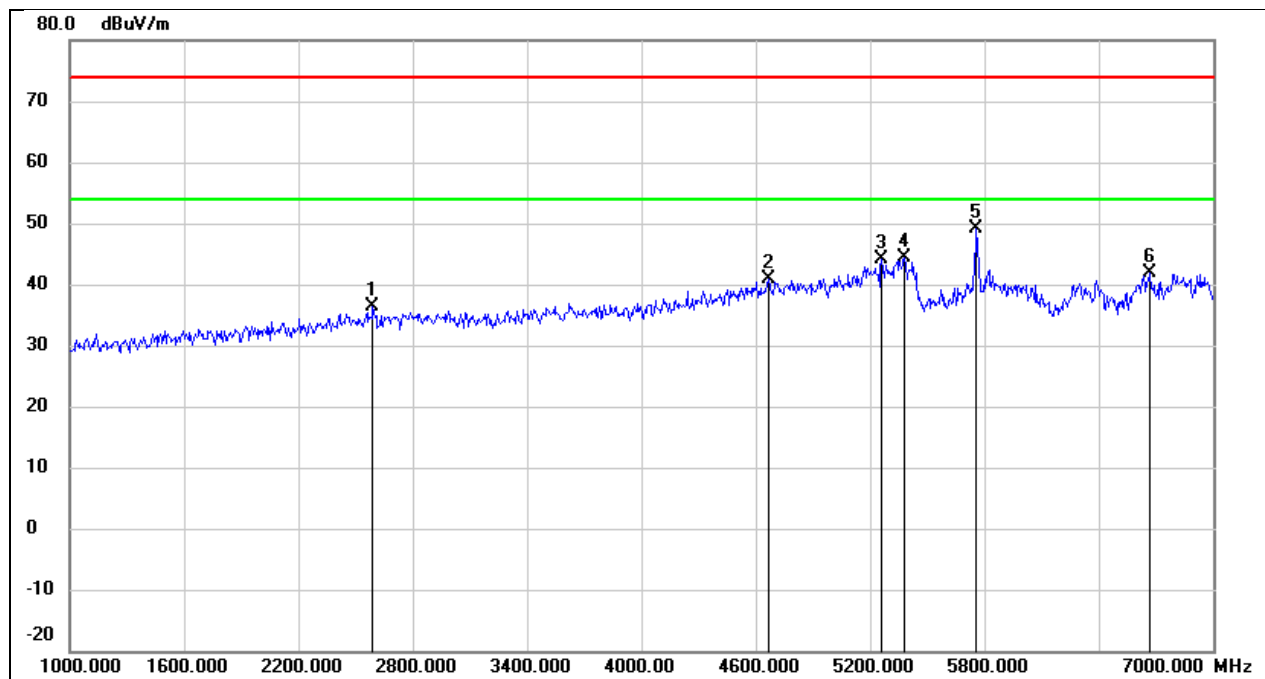
No.	Frequency (MHz)	Reading (dBuV)	Correct (dB/m)	Result (dBuV/m)	Limit (dBuV/m)	Margin (dB)	Remark
1	2578.000	44.59	-8.26	36.33	74.00	-37.67	peak
2	3676.000	42.44	-5.37	37.07	74.00	-36.93	peak
3	4534.000	42.75	-2.01	40.74	74.00	-33.26	peak
4	4684.000	42.21	-1.40	40.81	74.00	-33.19	peak
5	5404.000	44.37	0.31	44.68	74.00	-29.32	peak
6	6790.000	36.25	5.15	41.40	74.00	-32.60	peak

Test Mode:	802.11a 20	Frequency(MHz):	5700
Polarity:	Vertical	Test Voltage:	DC 48 V



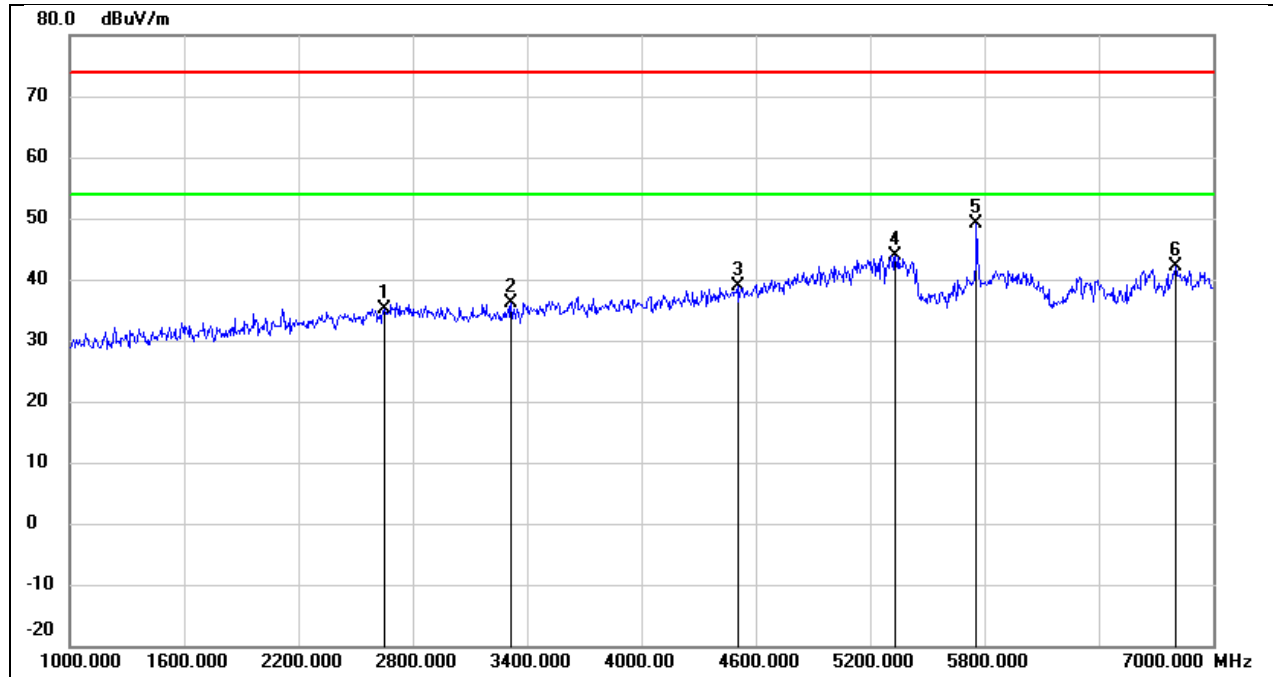
No.	Frequency (MHz)	Reading (dBuV)	Correct (dB/m)	Result (dBuV/m)	Limit (dBuV/m)	Margin (dB)	Remark
1	2656.000	44.01	-8.02	35.99	74.00	-38.01	peak
2	4534.000	41.45	-2.01	39.44	74.00	-34.56	peak
3	5134.000	43.52	0.00	43.52	74.00	-30.48	peak
4	5410.000	46.37	0.32	46.69	74.00	-27.31	peak
5	6010.000	39.57	1.89	41.46	74.00	-32.54	peak
6	6802.000	36.85	5.21	42.06	74.00	-31.94	peak

Test Mode:	802.11a 20	Frequency(MHz):	5720
Polarity:	Horizontal	Test Voltage:	DC 48 V



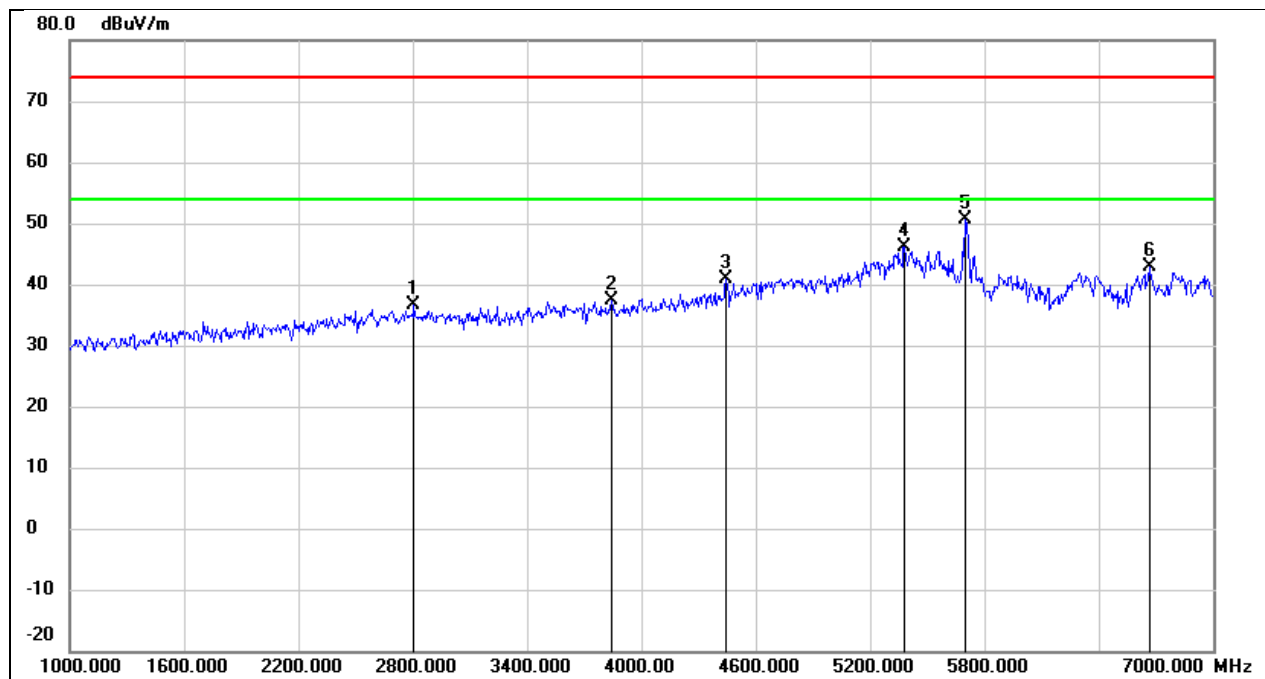
No.	Frequency (MHz)	Reading (dBuV)	Correct (dB/m)	Result (dBuV/m)	Limit (dBuV/m)	Margin (dB)	Remark
1	2590.000	44.56	-8.22	36.34	74.00	-37.66	peak
2	4666.000	42.48	-1.48	41.00	74.00	-33.00	peak
3	5260.000	43.89	0.15	44.04	74.00	-29.96	peak
4	5380.000	44.01	0.29	44.30	74.00	-29.70	peak
5	5758.000	48.01	1.16	49.17	74.00	-24.83	peak
6	6670.000	37.33	4.57	41.90	74.00	-32.10	peak

Test Mode:	802.11a 20	Frequency(MHz):	5720
Polarity:	Vertical	Test Voltage:	DC 48 V



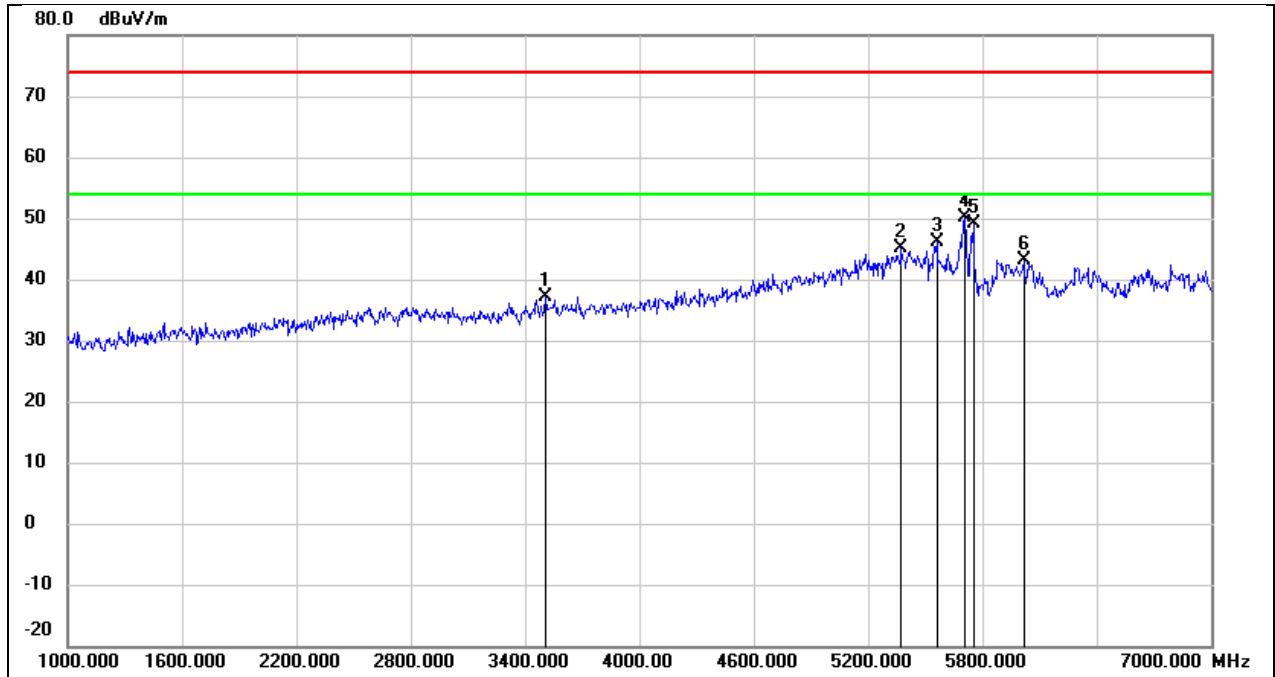
No.	Frequency (MHz)	Reading (dBuV)	Correct (dB/m)	Result (dBuV/m)	Limit (dBuV/m)	Margin (dB)	Remark
1	2650.000	43.27	-8.03	35.24	74.00	-38.76	peak
2	3316.000	42.33	-6.26	36.07	74.00	-37.93	peak
3	4504.000	40.96	-2.12	38.84	74.00	-35.16	peak
4	5332.000	43.64	0.22	43.86	74.00	-30.14	peak
5	5758.000	47.86	1.16	49.02	74.00	-24.98	peak
6	6802.000	36.82	5.21	42.03	74.00	-31.97	peak

Test Mode:	802.11a 20	Frequency(MHz):	5745
Polarity:	Horizontal	Test Voltage:	DC 48 V



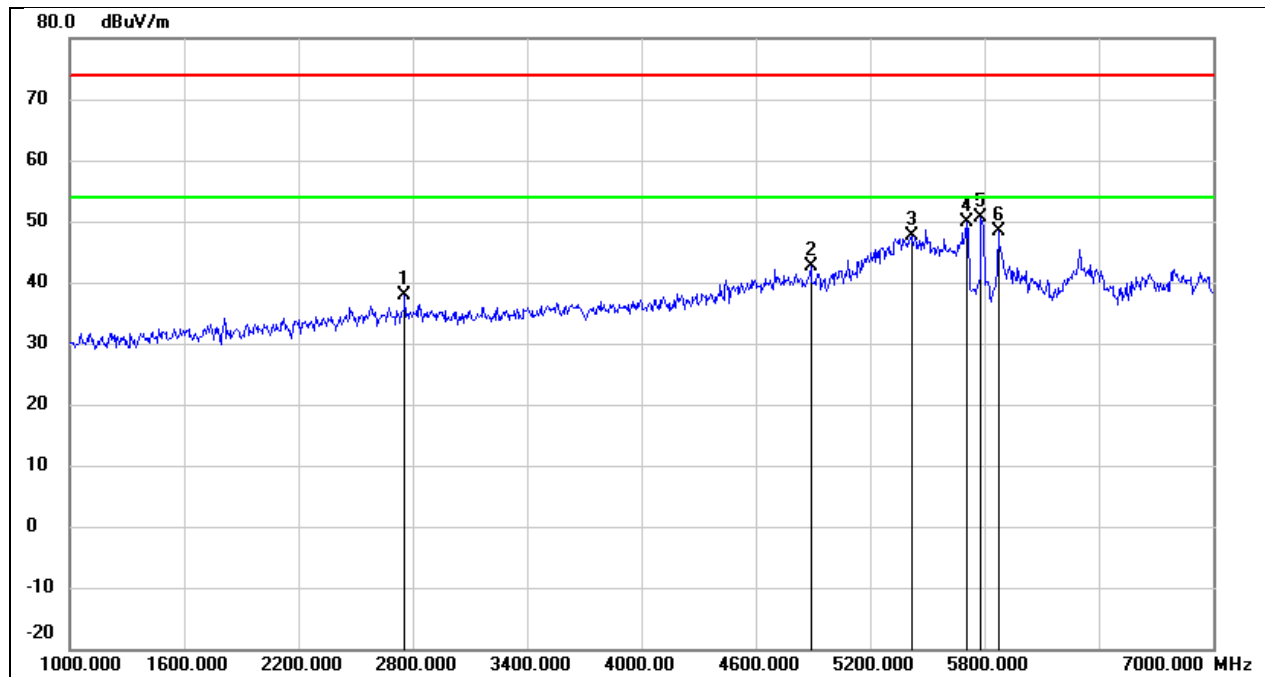
No.	Frequency (MHz)	Reading (dBuV)	Correct (dB/m)	Result (dBuV/m)	Limit (dBuV/m)	Margin (dB)	Remark
1	2806.000	44.09	-7.57	36.52	74.00	-37.48	peak
2	3844.000	42.39	-4.91	37.48	74.00	-36.52	peak
3	4444.000	43.24	-2.40	40.84	74.00	-33.16	peak
4	5380.000	45.81	0.29	46.10	74.00	-27.90	peak
5	5698.000	49.64	0.99	50.63	74.00	-23.37	peak
6	6664.000	38.36	4.54	42.90	74.00	-31.10	peak

Test Mode:	802.11a 20	Frequency(MHz):	5745
Polarity:	Vertical	Test Voltage:	DC 48 V



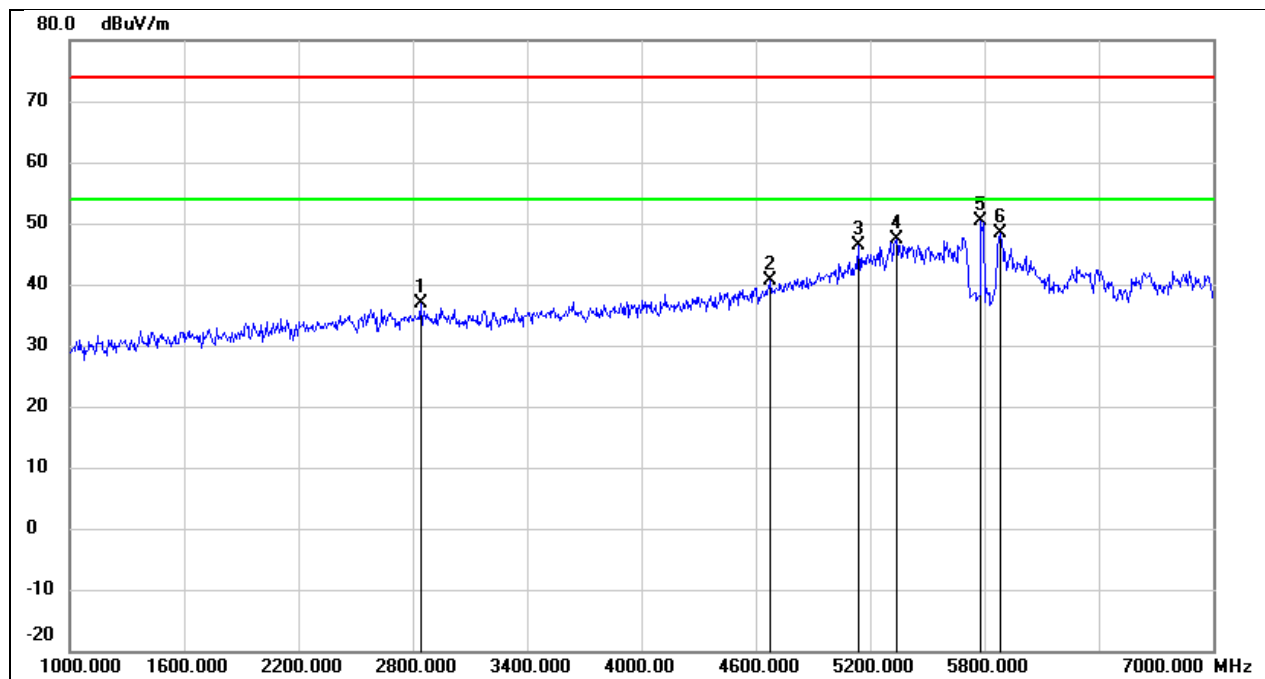
No.	Frequency (MHz)	Reading (dBuV)	Correct (dB/m)	Result (dBuV/m)	Limit (dBuV/m)	Margin (dB)	Remark
1	3508.000	42.87	-5.82	37.05	74.00	-36.95	peak
2	5374.000	44.87	0.28	45.15	74.00	-28.85	peak
3	5560.000	45.65	0.60	46.25	74.00	-27.75	peak
4	5704.000	49.05	1.00	50.05	74.00	-23.95	peak
5	5752.000	48.08	1.14	49.22	74.00	-24.78	peak
6	6016.000	41.23	1.91	43.14	74.00	-30.86	peak

Test Mode:	802.11a 20	Frequency(MHz):	5785
Polarity:	Horizontal	Test Voltage:	DC 48 V



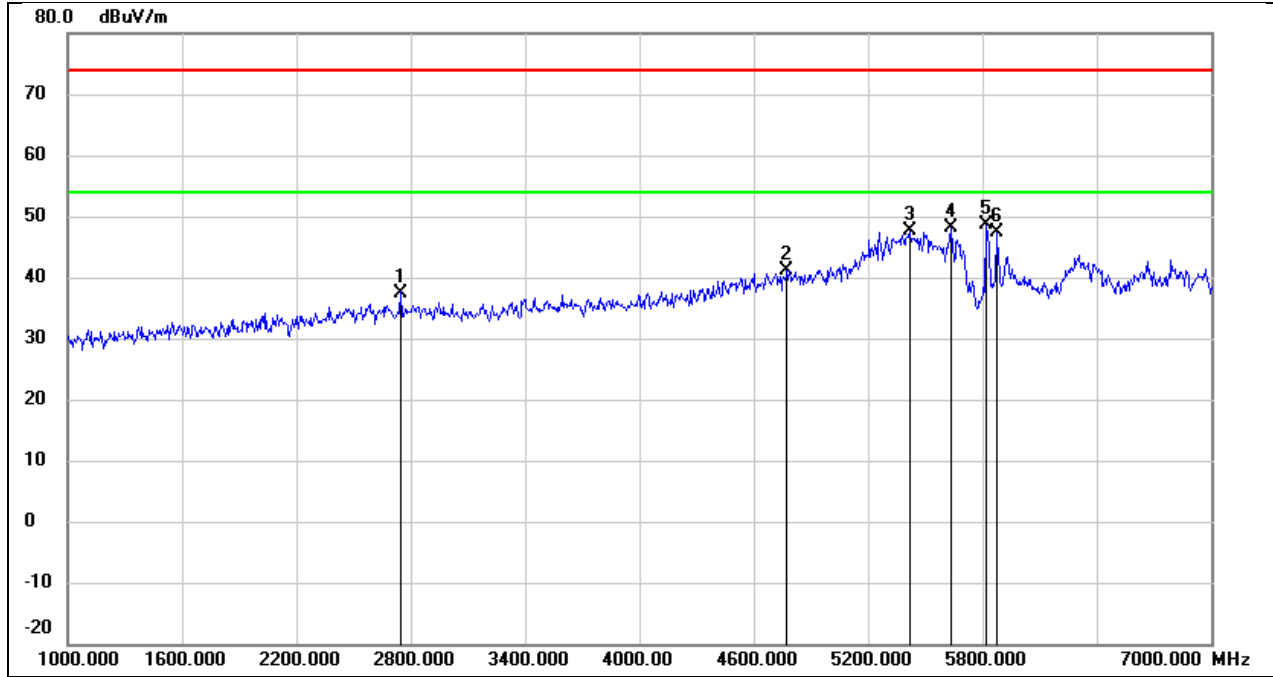
No.	Frequency (MHz)	Reading (dBuV)	Correct (dB/m)	Result (dBuV/m)	Limit (dBuV/m)	Margin (dB)	Remark
1	2758.000	45.49	-7.72	37.77	74.00	-36.23	peak
2	4888.000	43.16	-0.60	42.56	74.00	-31.44	peak
3	5422.000	47.31	0.32	47.63	74.00	-26.37	peak
4	5704.000	48.84	1.00	49.84	74.00	-24.16	peak
5	5782.000	49.49	1.23	50.72	74.00	-23.28	peak
6	5872.000	46.84	1.48	48.32	74.00	-25.68	peak

Test Mode:	802.11a 20	Frequency(MHz):	5785
Polarity:	Vertical	Test Voltage:	DC 48 V



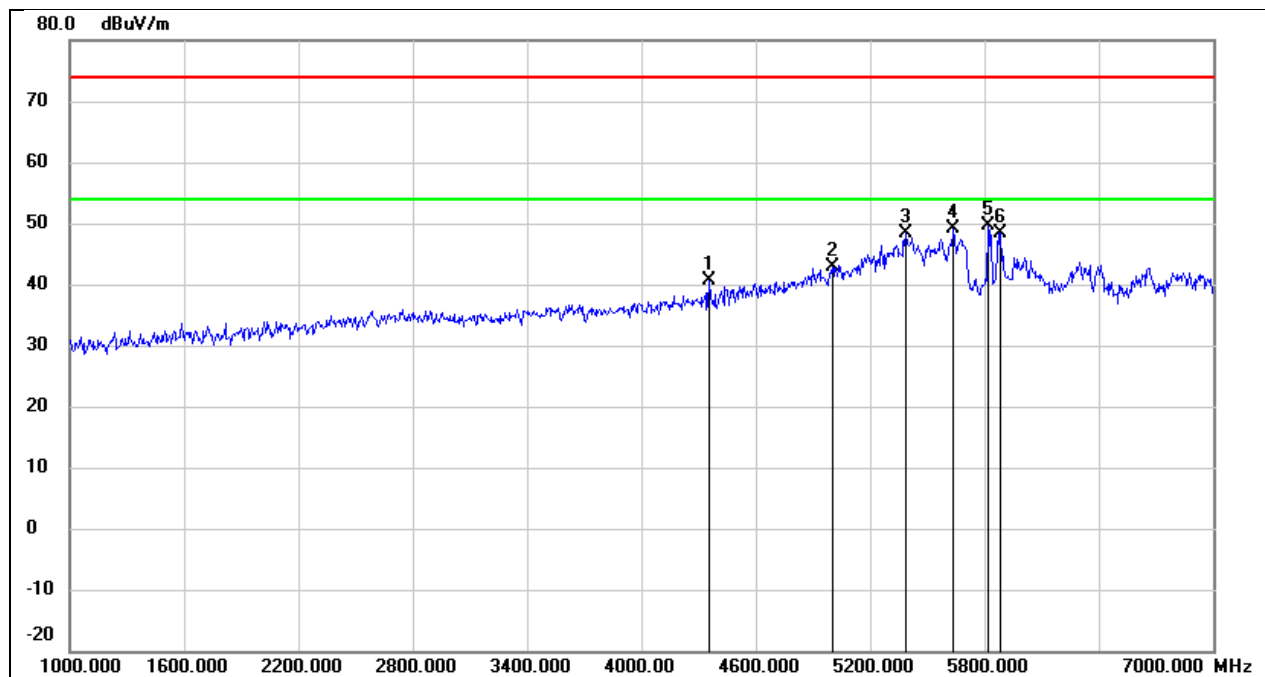
No.	Frequency (MHz)	Reading (dBuV)	Correct (dB/m)	Result (dBuV/m)	Limit (dBuV/m)	Margin (dB)	Remark
1	2842.000	44.41	-7.45	36.96	74.00	-37.04	peak
2	4678.000	41.96	-1.44	40.52	74.00	-33.48	peak
3	5140.000	46.28	0.01	46.29	74.00	-27.71	peak
4	5338.000	47.03	0.24	47.27	74.00	-26.73	peak
5	5782.000	49.25	1.23	50.48	74.00	-23.52	peak
6	5884.000	46.96	1.52	48.48	74.00	-25.52	peak

Test Mode:	802.11a 20	Frequency(MHz):	5825
Polarity:	Horizontal	Test Voltage:	DC 48 V



No.	Frequency (MHz)	Reading (dBuV)	Correct (dB/m)	Result (dBuV/m)	Limit (dBuV/m)	Margin (dB)	Remark
1	2746.000	45.25	-7.75	37.50	74.00	-36.50	peak
2	4774.000	42.28	-1.05	41.23	74.00	-32.77	peak
3	5416.000	47.23	0.32	47.55	74.00	-26.45	peak
4	5632.000	47.29	0.79	48.08	74.00	-25.92	peak
5	5818.000	47.36	1.33	48.69	74.00	-25.31	peak
6	5872.000	45.80	1.48	47.28	74.00	-26.72	peak

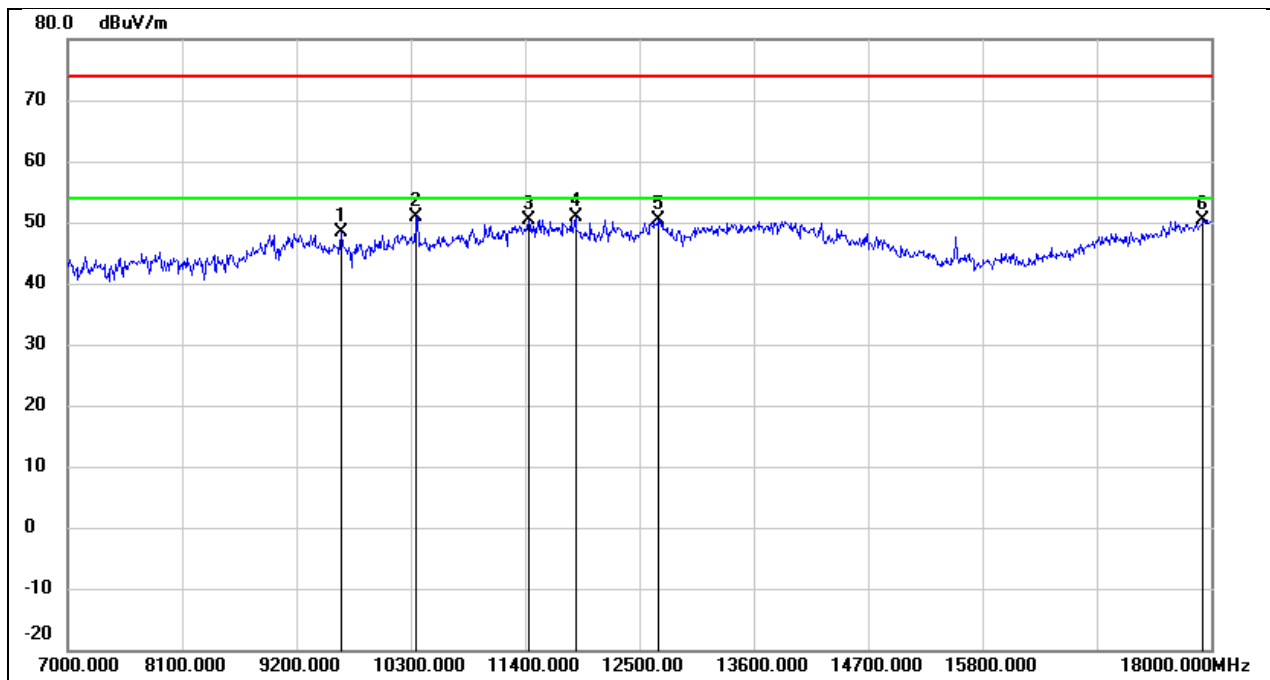
Test Mode:	802.11a 20	Frequency(MHz):	5825
Polarity:	Vertical	Test Voltage:	DC 48 V



No.	Frequency (MHz)	Reading (dBuV)	Correct (dB/m)	Result (dBuV/m)	Limit (dBuV/m)	Margin (dB)	Remark
1	4354.000	43.37	-2.82	40.55	74.00	-33.45	peak
2	5002.000	43.07	-0.15	42.92	74.00	-31.08	peak
3	5386.000	48.01	0.29	48.30	74.00	-25.70	peak
4	5638.000	48.22	0.81	49.03	74.00	-24.97	peak
5	5818.000	48.39	1.33	49.72	74.00	-24.28	peak
6	5884.000	46.94	1.52	48.46	74.00	-25.54	peak

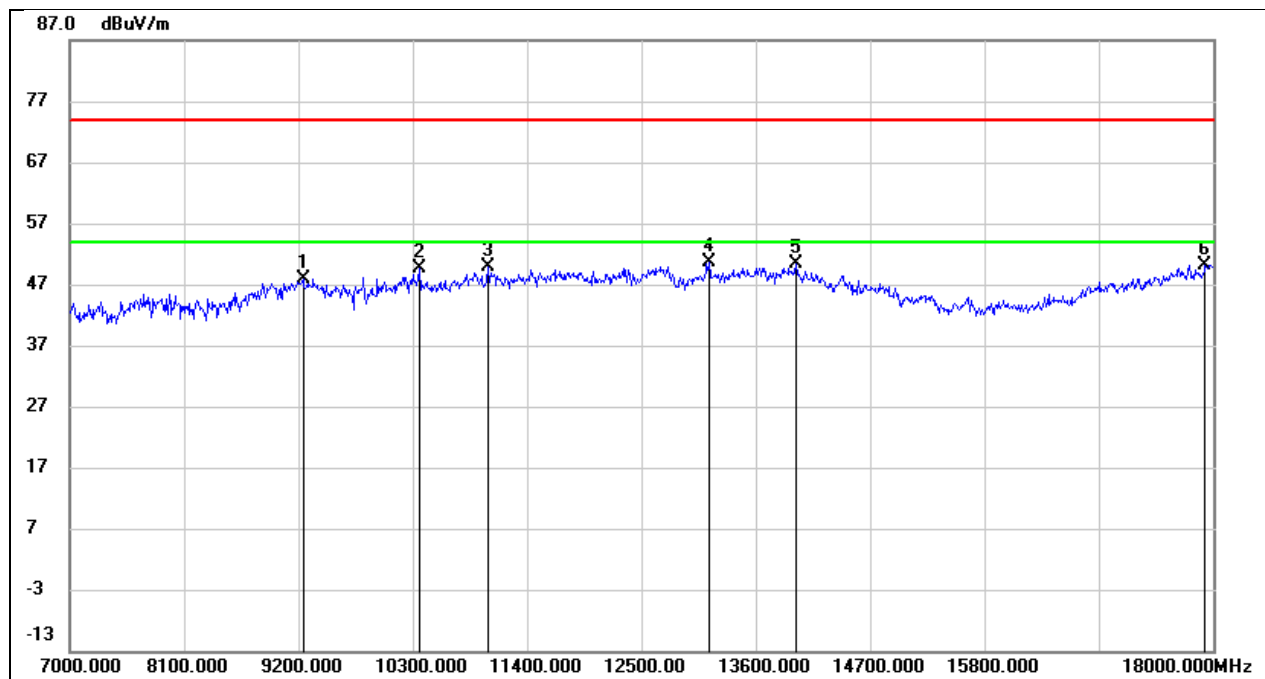
8.3. SPURIOUS EMISSIONS(7 GHZ~18 GHZ)

Test Mode:	802.11a 20	Frequency(MHz):	5180
Polarity:	Horizontal	Test Voltage:	DC 48 V



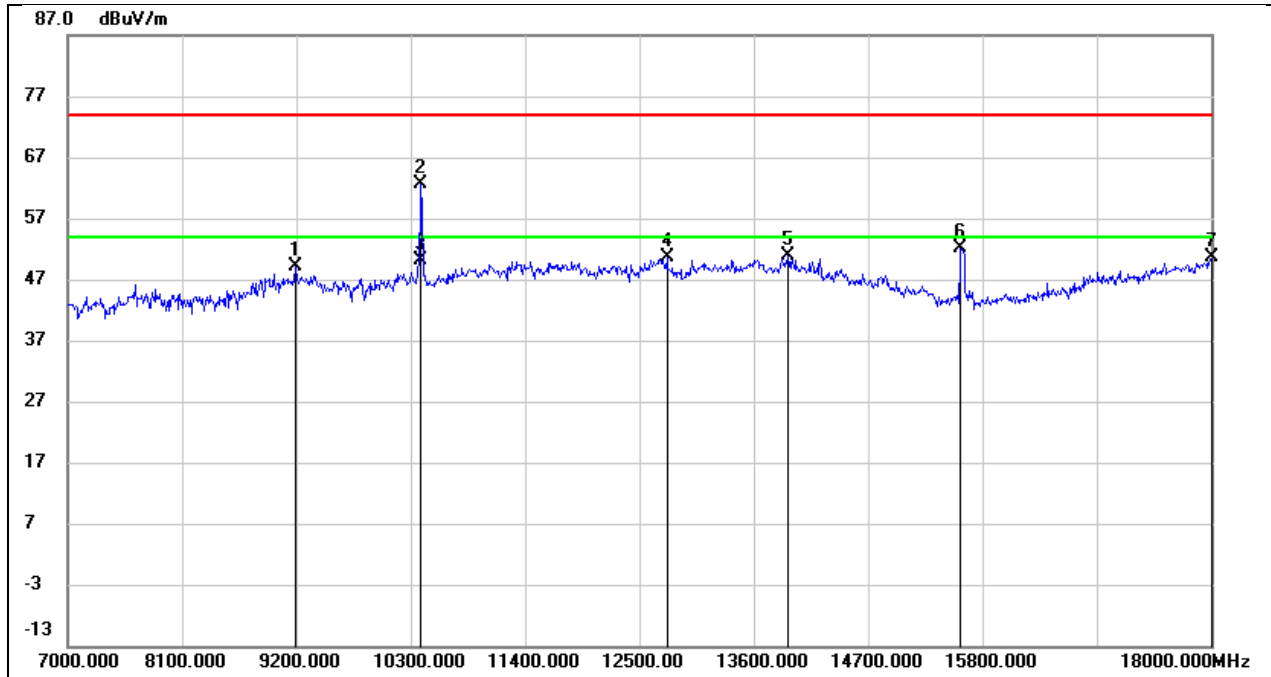
No.	Frequency (MHz)	Reading (dBuV)	Correct (dB/m)	Result (dBuV/m)	Limit (dBuV/m)	Margin (dB)	Remark
1	9629.000	37.39	10.94	48.33	74.00	-25.67	peak
2	10355.000	38.47	12.52	50.99	74.00	-23.01	peak
3	11433.000	33.99	16.50	50.49	74.00	-23.51	peak
4	11884.000	33.49	17.48	50.97	74.00	-23.03	peak
5	12676.000	32.42	18.05	50.47	74.00	-23.53	peak
6	17923.000	24.71	25.60	50.31	74.00	-23.69	peak

Test Mode:	802.11a 20	Frequency(MHz):	5180
Polarity:	Vertical	Test Voltage:	DC 48 V



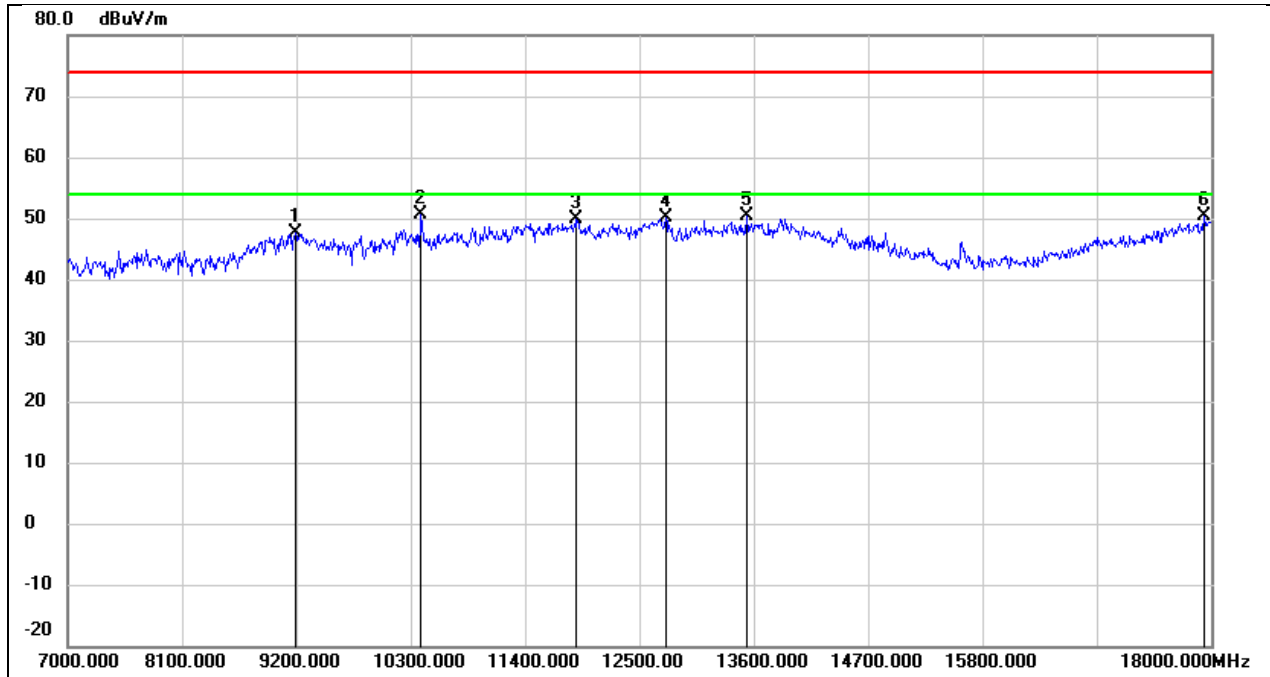
No.	Frequency (MHz)	Reading (dBuV)	Correct (dB/m)	Result (dBuV/m)	Limit (dBuV/m)	Margin (dB)	Remark
1	9244.000	37.46	10.49	47.95	74.00	-26.05	peak
2	10366.000	37.20	12.54	49.74	74.00	-24.26	peak
3	11026.000	34.96	14.82	49.78	74.00	-24.22	peak
4	13149.000	31.43	19.10	50.53	74.00	-23.47	peak
5	13985.000	28.43	21.85	50.28	74.00	-23.72	peak
6	17923.000	24.49	25.60	50.09	74.00	-23.91	peak

Test Mode:	802.11a 20	Frequency(MHz):	5200
Polarity:	Horizontal	Test Voltage:	DC 48 V



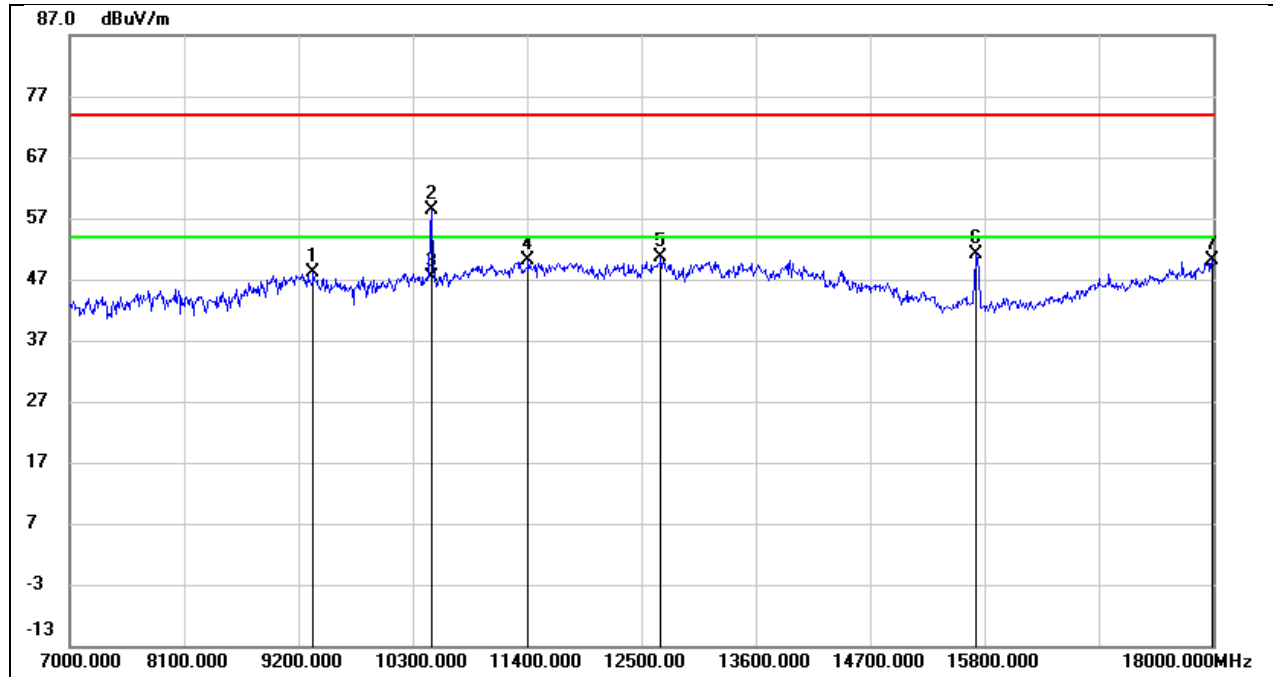
No.	Frequency (MHz)	Reading (dBuV)	Correct (dB/m)	Result (dBuV/m)	Limit (dBuV/m)	Margin (dB)	Remark
1	9189.000	38.64	10.46	49.10	74.00	-24.90	peak
2	10399.000	50.10	12.61	62.71	74.00	-11.29	peak
3	10399.000	37.43	12.61	50.04	54.00	-3.96	AVG
4	12764.000	32.55	18.16	50.71	74.00	-23.29	peak
5	13930.000	29.17	21.71	50.88	74.00	-23.12	peak
6	15591.000	35.30	16.75	52.05	74.00	-21.95	peak
7	18000.000	24.47	26.12	50.59	74.00	-23.41	peak

Test Mode:	802.11a 20	Frequency(MHz):	5200
Polarity:	Vertical	Test Voltage:	DC 48 V



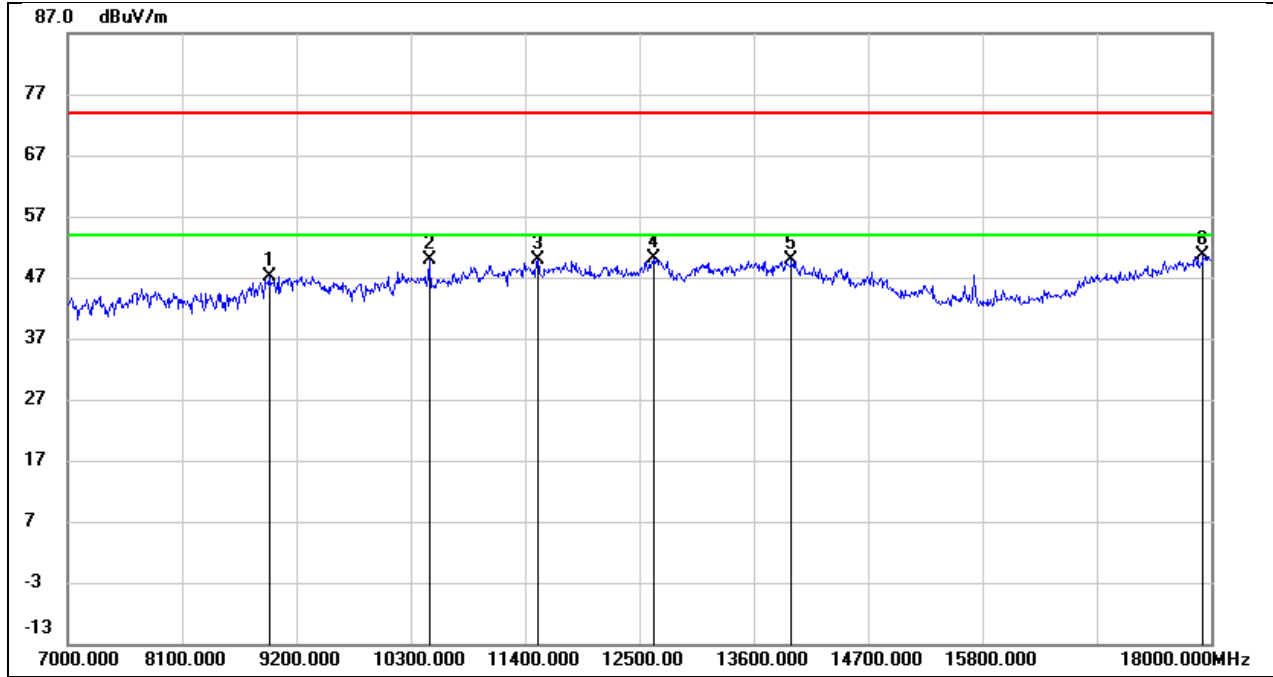
No.	Frequency (MHz)	Reading (dBuV)	Correct (dB/m)	Result (dBuV/m)	Limit (dBuV/m)	Margin (dB)	Remark
1	9189.000	37.13	10.46	47.59	74.00	-26.41	peak
2	10399.000	37.94	12.61	50.55	74.00	-23.45	peak
3	11895.000	32.36	17.51	49.87	74.00	-24.13	peak
4	12753.000	31.88	18.14	50.02	74.00	-23.98	peak
5	13534.000	29.75	20.73	50.48	74.00	-23.52	peak
6	17934.000	24.69	25.67	50.36	74.00	-23.64	peak

Test Mode:	802.11a 20	Frequency(MHz):	5240
Polarity:	Horizontal	Test Voltage:	DC 48 V



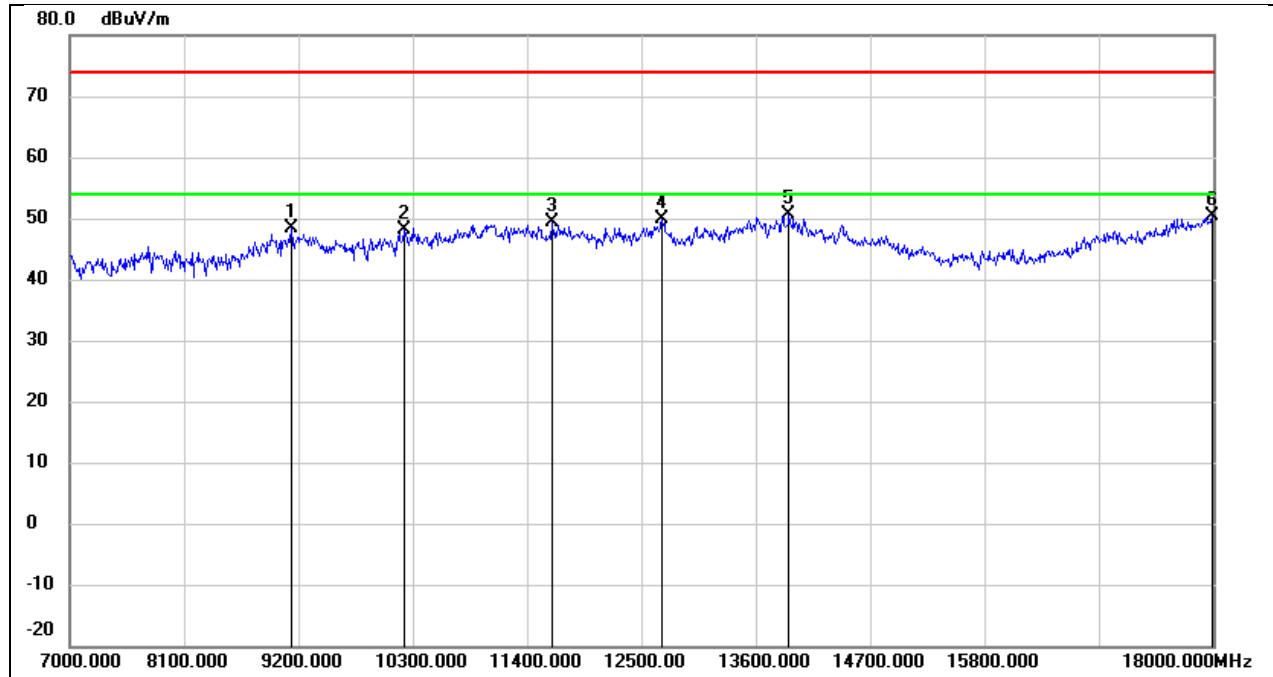
No.	Frequency (MHz)	Reading (dBuV)	Correct (dB/m)	Result (dBuV/m)	Limit (dBuV/m)	Margin (dB)	Remark
1	9343.000	37.46	10.55	48.01	74.00	-25.99	peak
2	10476.000	45.66	12.77	58.43	74.00	-15.57	peak
3	10476.000	34.66	12.77	47.43	54.00	-6.57	AVG
4	11411.000	33.66	16.41	50.07	74.00	-23.93	peak
5	12687.000	32.66	18.05	50.71	74.00	-23.29	peak
6	15723.000	34.35	16.81	51.16	74.00	-22.84	peak
7	17989.000	24.06	26.04	50.10	74.00	-23.90	peak

Test Mode:	802.11a 20	Frequency(MHz):	5240
Polarity:	Vertical	Test Voltage:	DC 48 V



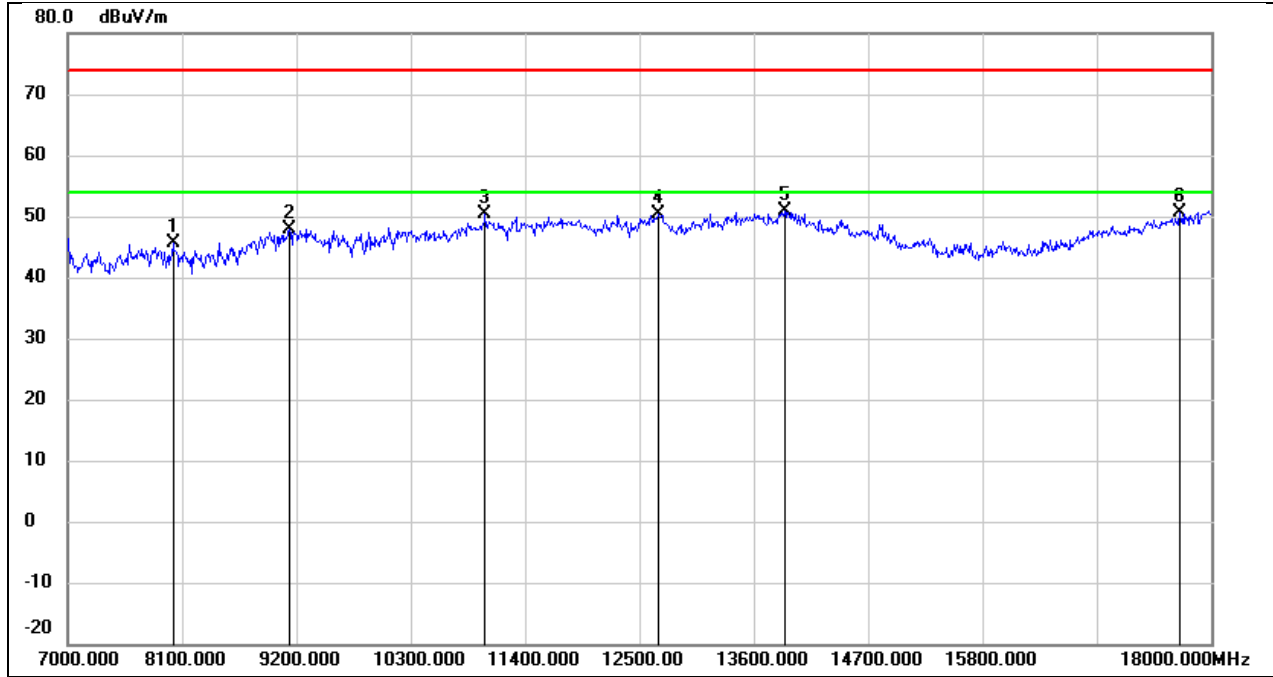
No.	Frequency (MHz)	Reading (dBuV)	Correct (dB/m)	Result (dBuV/m)	Limit (dBuV/m)	Margin (dB)	Remark
1	8936.000	37.24	9.90	47.14	74.00	-26.86	peak
2	10476.000	37.06	12.77	49.83	74.00	-24.17	peak
3	11521.000	33.05	16.82	49.87	74.00	-24.13	peak
4	12643.000	32.00	18.01	50.01	74.00	-23.99	peak
5	13963.000	28.04	21.78	49.82	74.00	-24.18	peak
6	17923.000	24.99	25.60	50.59	74.00	-23.41	peak

Test Mode:	802.11a 20	Frequency(MHz):	5260
Polarity:	Horizontal	Test Voltage:	DC 48 V



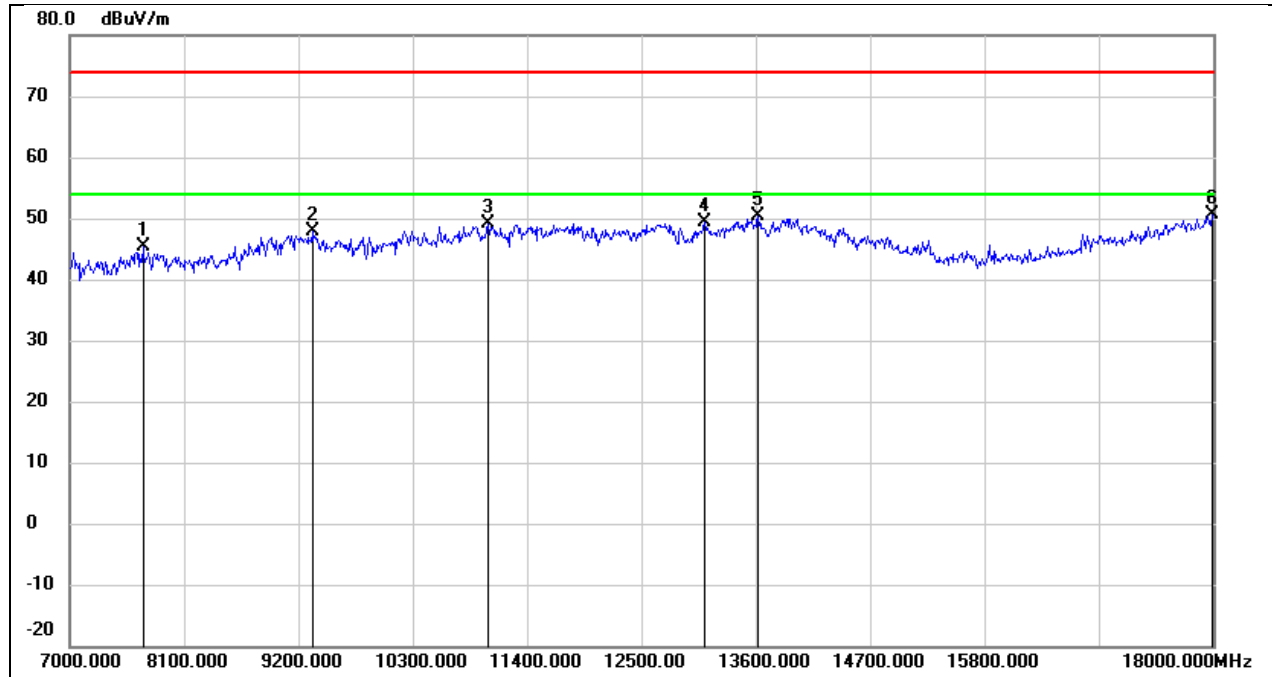
No.	Frequency (MHz)	Reading (dBuV)	Correct (dB/m)	Result (dBuV/m)	Limit (dBuV/m)	Margin (dB)	Remark
1	9134.000	37.89	10.41	48.30	74.00	-25.70	peak
2	10212.000	36.02	12.21	48.23	74.00	-25.77	peak
3	11642.000	32.32	17.03	49.35	74.00	-24.65	peak
4	12698.000	31.83	18.08	49.91	74.00	-24.09	peak
5	13919.000	29.01	21.68	50.69	74.00	-23.31	peak
6	17989.000	24.24	26.04	50.28	74.00	-23.72	peak

Test Mode:	802.11a 20	Frequency(MHz):	5260
Polarity:	Vertical	Test Voltage:	DC 48 V



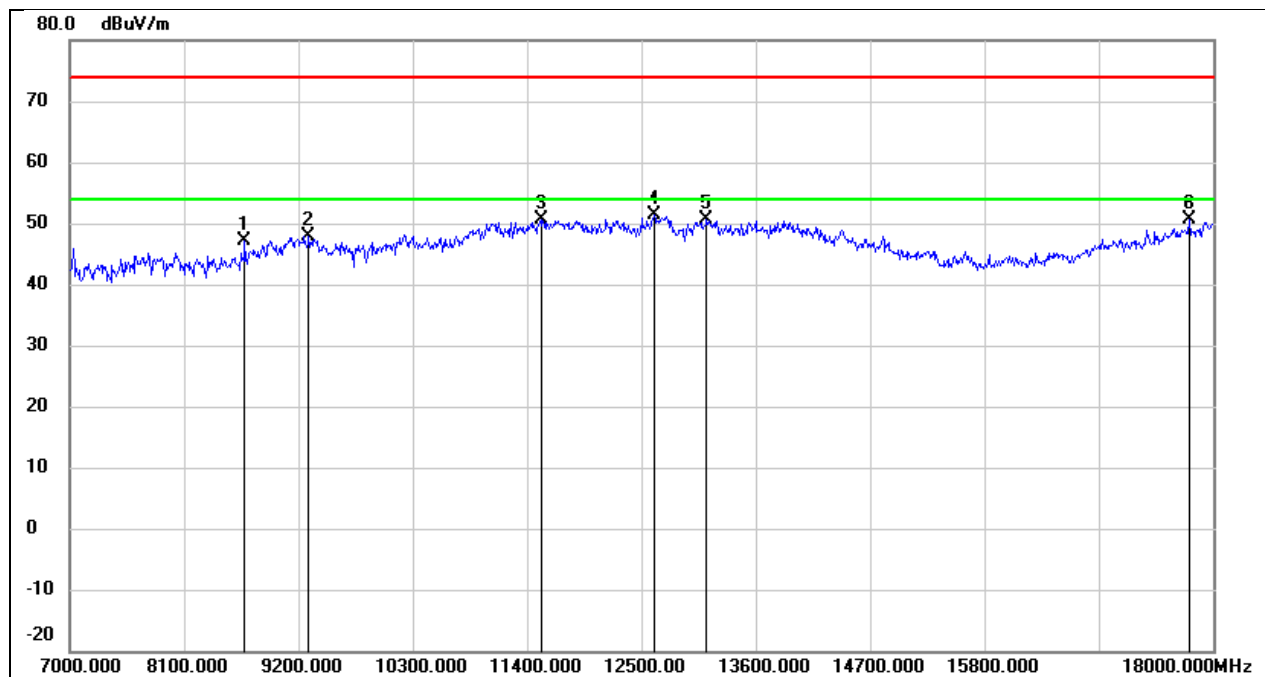
No.	Frequency (MHz)	Reading (dBuV)	Correct (dB/m)	Result (dBuV/m)	Limit (dBuV/m)	Margin (dB)	Remark
1	8012.000	39.12	6.44	45.56	74.00	-28.44	peak
2	9134.000	37.54	10.41	47.95	74.00	-26.05	peak
3	11015.000	35.48	14.79	50.27	74.00	-23.73	peak
4	12676.000	32.26	18.05	50.31	74.00	-23.69	peak
5	13897.000	29.21	21.62	50.83	74.00	-23.17	peak
6	17692.000	26.62	24.01	50.63	74.00	-23.37	peak

Test Mode:	802.11a 20	Frequency(MHz):	5280
Polarity:	Horizontal	Test Voltage:	DC 48 V



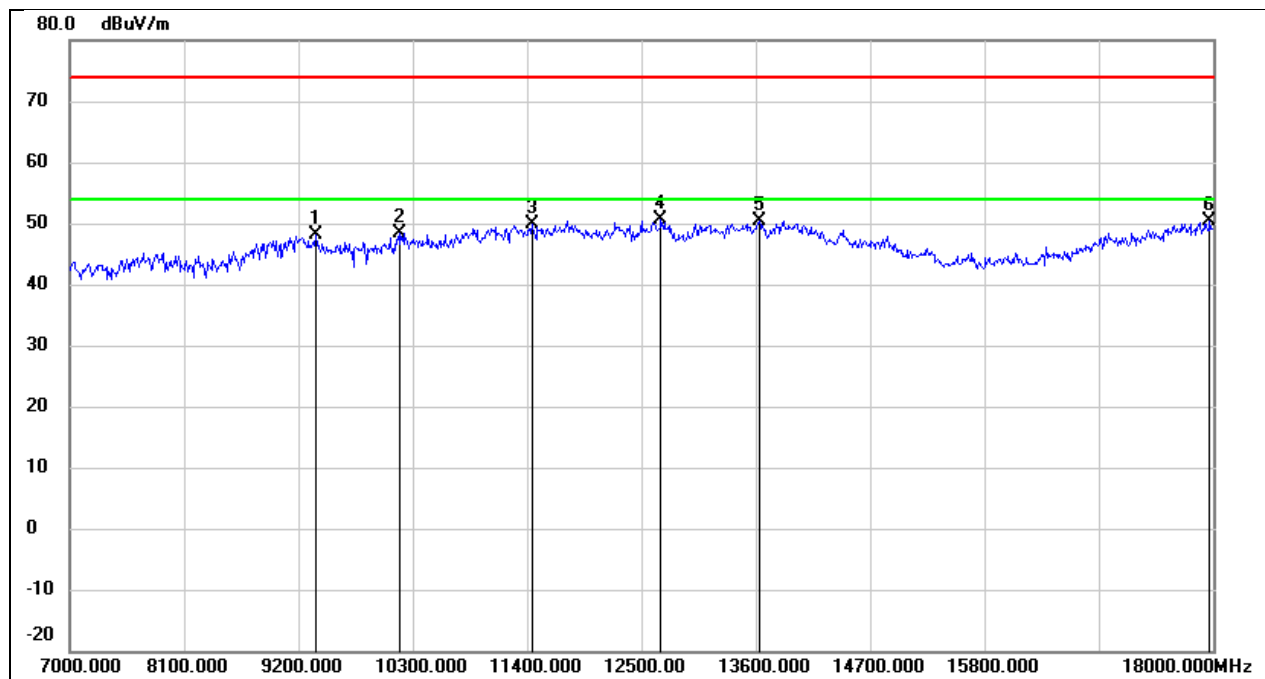
No.	Frequency (MHz)	Reading (dBuV)	Correct (dB/m)	Result (dBuV/m)	Limit (dBuV/m)	Margin (dB)	Remark
1	7704.000	38.62	6.69	45.31	74.00	-28.69	peak
2	9332.000	37.22	10.54	47.76	74.00	-26.24	peak
3	11026.000	34.26	14.82	49.08	74.00	-24.92	peak
4	13105.000	30.50	18.91	49.41	74.00	-24.59	peak
5	13622.000	29.38	20.95	50.33	74.00	-23.67	peak
6	17989.000	24.62	26.04	50.66	74.00	-23.34	peak

Test Mode:	802.11a 20	Frequency(MHz):	5280
Polarity:	Vertical	Test Voltage:	DC 48 V



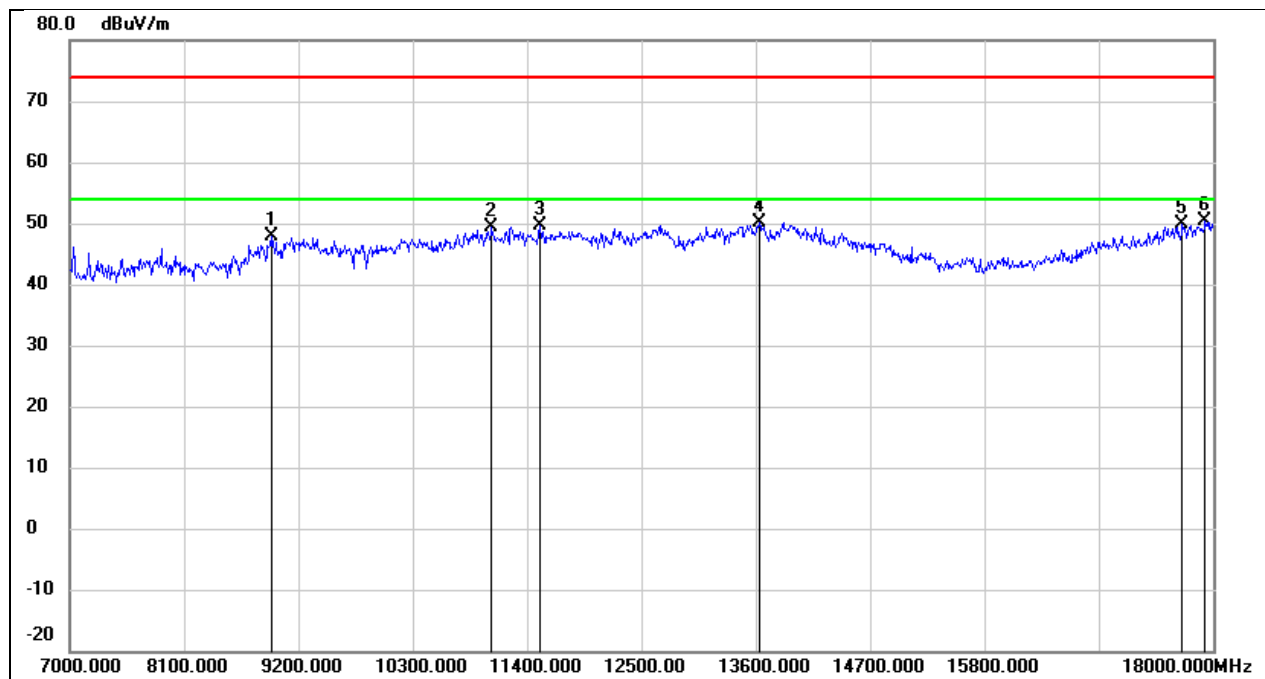
No.	Frequency (MHz)	Reading (dBuV)	Correct (dB/m)	Result (dBuV/m)	Limit (dBuV/m)	Margin (dB)	Remark
1	8683.000	38.88	8.15	47.03	74.00	-26.97	peak
2	9299.000	37.33	10.53	47.86	74.00	-26.14	peak
3	11532.000	33.83	16.83	50.66	74.00	-23.34	peak
4	12621.000	33.36	17.98	51.34	74.00	-22.66	peak
5	13127.000	31.58	19.01	50.59	74.00	-23.41	peak
6	17769.000	26.00	24.53	50.53	74.00	-23.47	peak

Test Mode:	802.11a 20	Frequency(MHz):	5320
Polarity:	Horizontal	Test Voltage:	DC 48 V



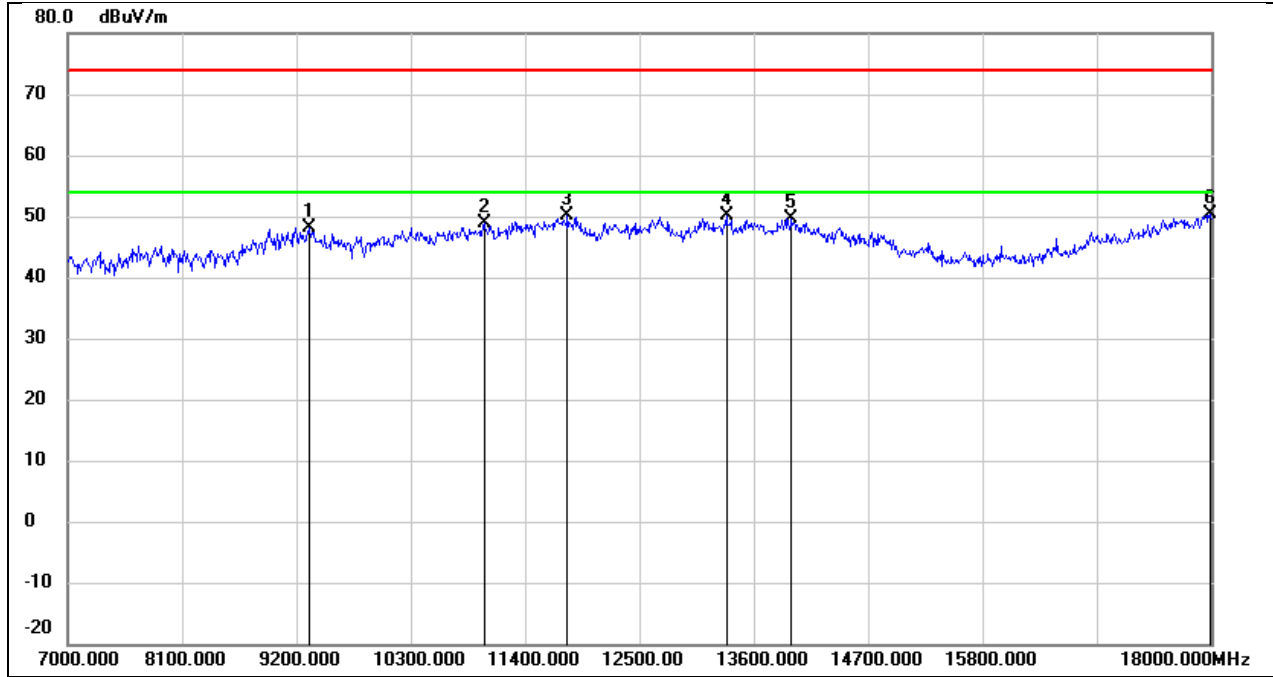
No.	Frequency (MHz)	Reading (dBuV)	Correct (dB/m)	Result (dBuV/m)	Limit (dBuV/m)	Margin (dB)	Remark
1	9365.000	37.51	10.57	48.08	74.00	-25.92	peak
2	10168.000	36.29	12.13	48.42	74.00	-25.58	peak
3	11444.000	33.40	16.53	49.93	74.00	-24.07	peak
4	12687.000	32.53	18.05	50.58	74.00	-23.42	peak
5	13633.000	29.51	20.97	50.48	74.00	-23.52	peak
6	17967.000	24.42	25.89	50.31	74.00	-23.69	peak

Test Mode:	802.11a 20	Frequency(MHz):	5320
Polarity:	Vertical	Test Voltage:	DC 48 V



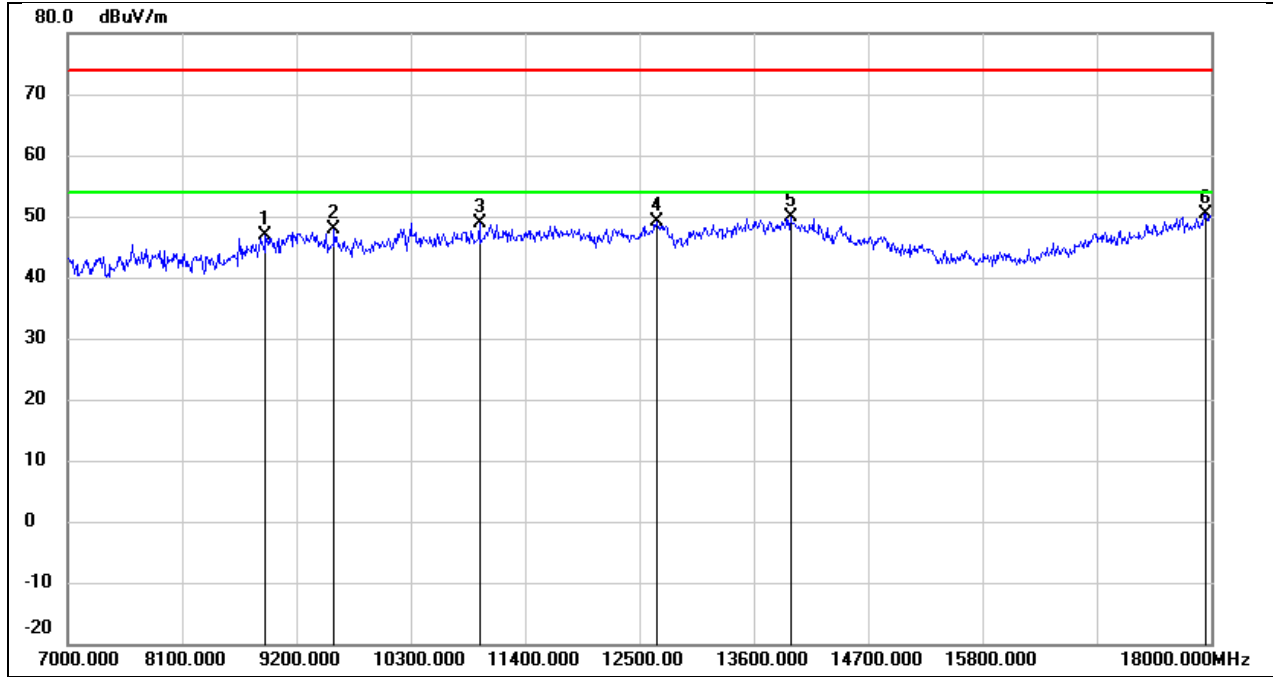
No.	Frequency (MHz)	Reading (dBuV)	Correct (dB/m)	Result (dBuV/m)	Limit (dBuV/m)	Margin (dB)	Remark
1	8936.000	37.94	9.90	47.84	74.00	-26.16	peak
2	11059.000	34.44	14.96	49.40	74.00	-24.60	peak
3	11521.000	32.78	16.82	49.60	74.00	-24.40	peak
4	13633.000	29.09	20.97	50.06	74.00	-23.94	peak
5	17703.000	25.90	24.09	49.99	74.00	-24.01	peak
6	17923.000	24.72	25.60	50.32	74.00	-23.68	peak

Test Mode:	802.11a 20	Frequency(MHz):	5500
Polarity:	Horizontal	Test Voltage:	DC 48 V



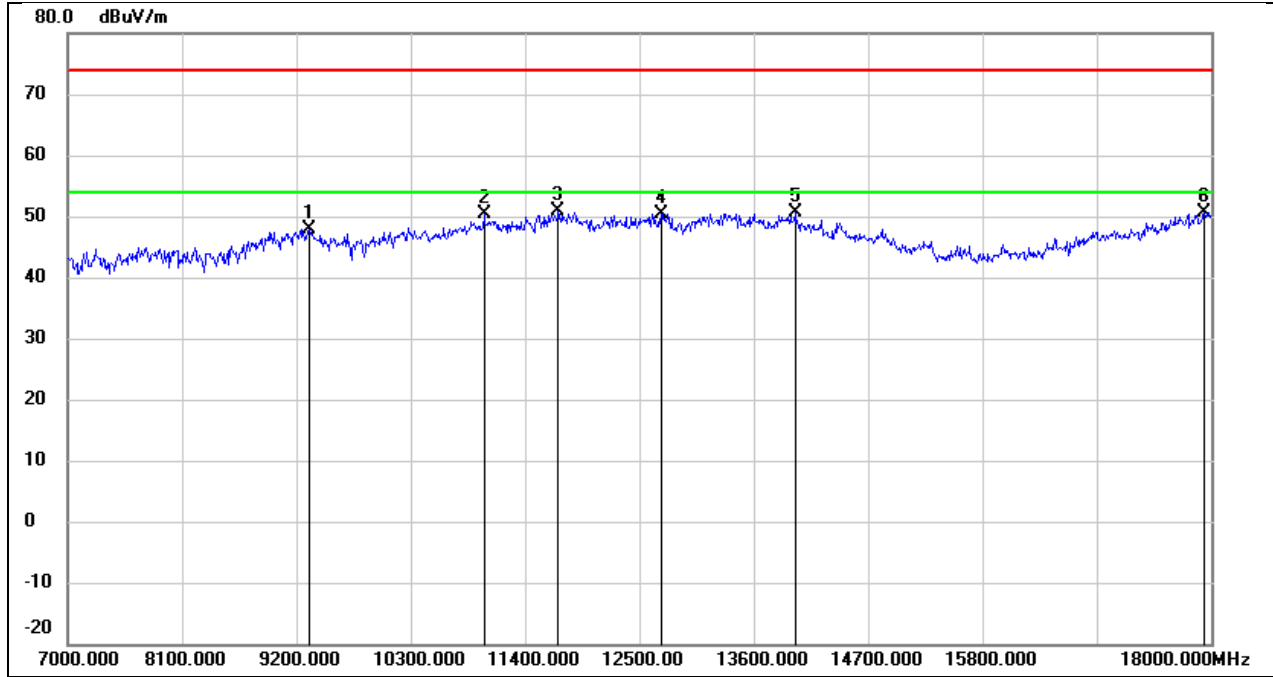
No.	Frequency (MHz)	Reading (dBuV)	Correct (dB/m)	Result (dBuV/m)	Limit (dBuV/m)	Margin (dB)	Remark
1	9321.000	37.70	10.53	48.23	74.00	-25.77	peak
2	11004.000	34.10	14.74	48.84	74.00	-25.16	peak
3	11807.000	32.74	17.34	50.08	74.00	-23.92	peak
4	13336.000	30.11	19.93	50.04	74.00	-23.96	peak
5	13963.000	27.86	21.78	49.64	74.00	-24.36	peak
6	17989.000	24.22	26.04	50.26	74.00	-23.74	peak

Test Mode:	802.11a 20	Frequency(MHz):	5500
Polarity:	Vertical	Test Voltage:	DC 48 V



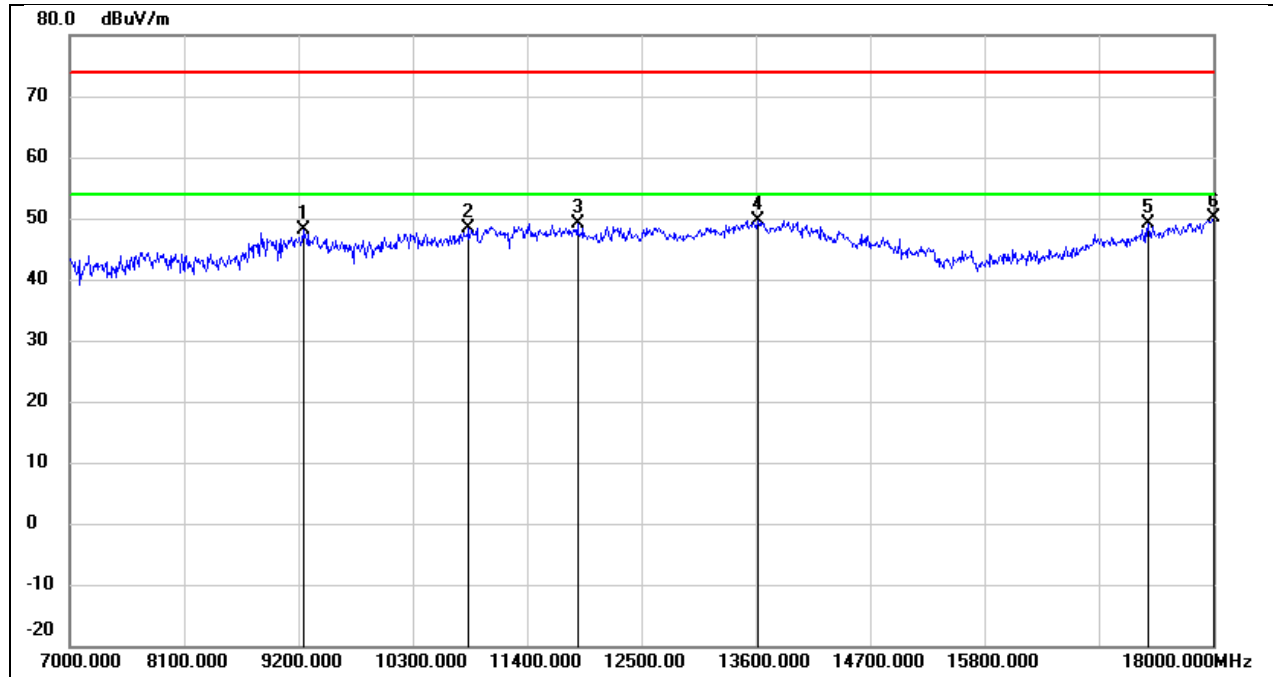
No.	Frequency (MHz)	Reading (dBuV)	Correct (dB/m)	Result (dBuV/m)	Limit (dBuV/m)	Margin (dB)	Remark
1	8903.000	37.12	9.66	46.78	74.00	-27.22	peak
2	9563.000	37.09	10.79	47.88	74.00	-26.12	peak
3	10960.000	34.21	14.57	48.78	74.00	-25.22	peak
4	12665.000	31.00	18.04	49.04	74.00	-24.96	peak
5	13952.000	28.18	21.76	49.94	74.00	-24.06	peak
6	17945.000	24.54	25.75	50.29	74.00	-23.71	peak

Test Mode:	802.11a 20	Frequency(MHz):	5580
Polarity:	Horizontal	Test Voltage:	DC 48 V



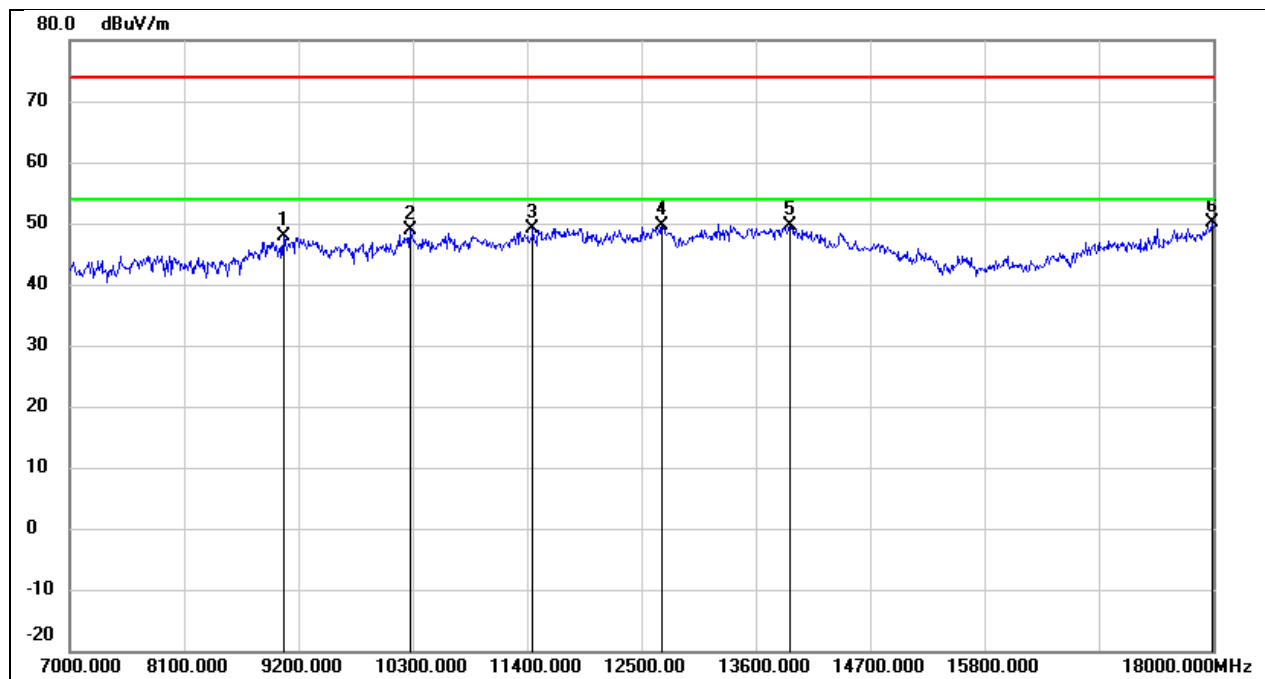
No.	Frequency (MHz)	Reading (dBuV)	Correct (dB/m)	Result (dBuV/m)	Limit (dBuV/m)	Margin (dB)	Remark
1	9321.000	37.44	10.53	47.97	74.00	-26.03	peak
2	11004.000	35.66	14.74	50.40	74.00	-23.60	peak
3	11719.000	33.73	17.18	50.91	74.00	-23.09	peak
4	12709.000	32.40	18.09	50.49	74.00	-23.51	peak
5	13996.000	28.76	21.87	50.63	74.00	-23.37	peak
6	17934.000	24.91	25.67	50.58	74.00	-23.42	peak

Test Mode:	802.11a 20	Frequency(MHz):	5580
Polarity:	Vertical	Test Voltage:	DC 48 V



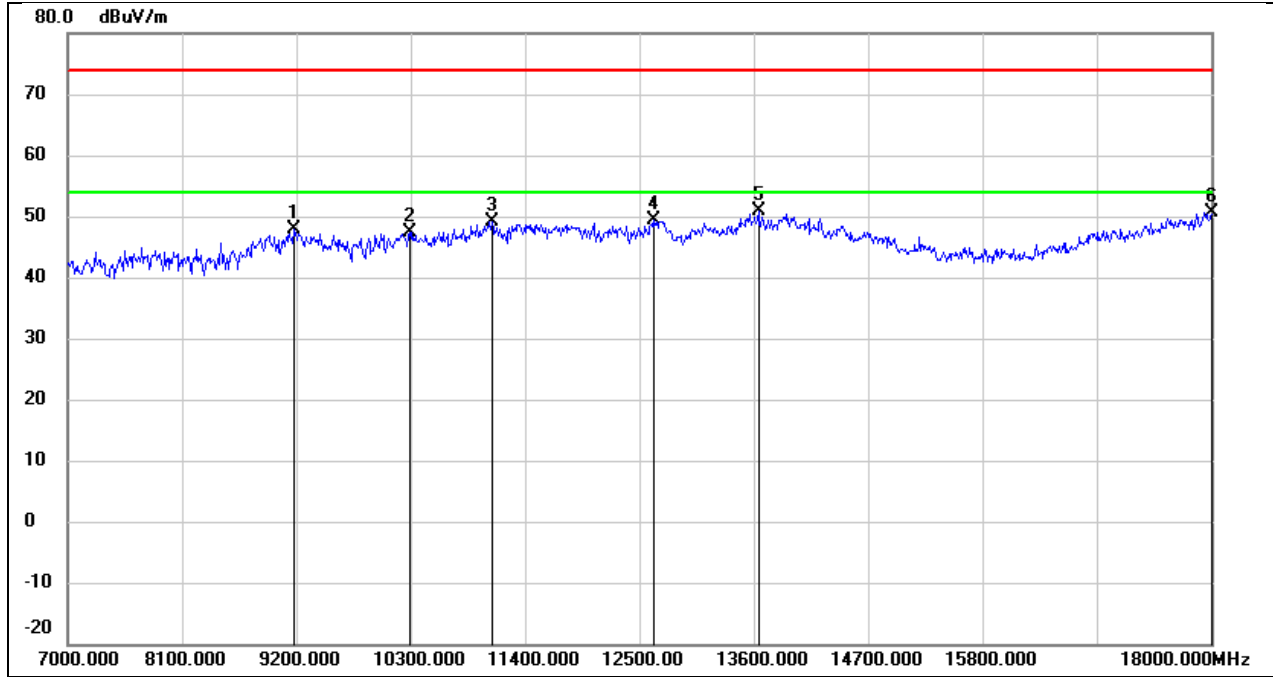
No.	Frequency (MHz)	Reading (dBuV)	Correct (dB/m)	Result (dBuV/m)	Limit (dBuV/m)	Margin (dB)	Remark
1	9244.000	37.52	10.49	48.01	74.00	-25.99	peak
2	10839.000	34.28	14.10	48.38	74.00	-25.62	peak
3	11884.000	31.68	17.48	49.16	74.00	-24.84	peak
4	13622.000	28.78	20.95	49.73	74.00	-24.27	peak
5	17373.000	27.01	22.16	49.17	74.00	-24.83	peak
6	18000.000	24.08	26.12	50.20	74.00	-23.80	peak

Test Mode:	802.11a 20	Frequency(MHz):	5700
Polarity:	Horizontal	Test Voltage:	DC 48 V



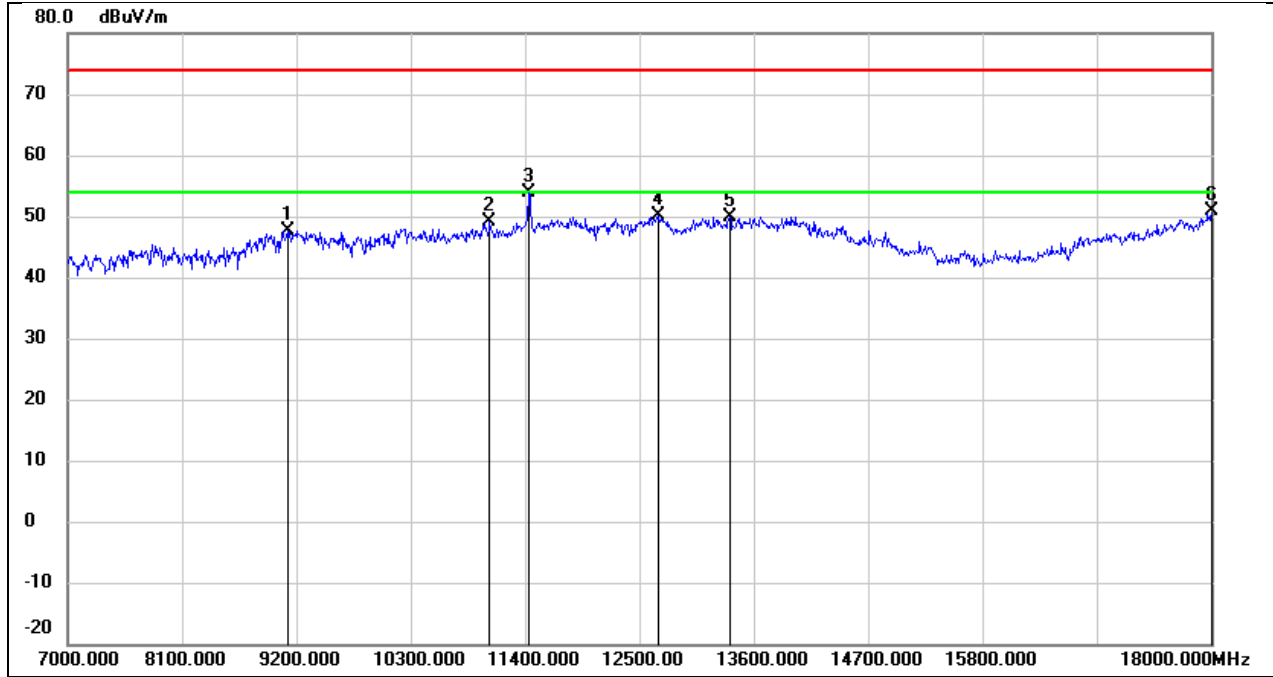
No.	Frequency (MHz)	Reading (dBuV)	Correct (dB/m)	Result (dBuV/m)	Limit (dBuV/m)	Margin (dB)	Remark
1	9057.000	37.46	10.38	47.84	74.00	-26.16	peak
2	10278.000	36.48	12.35	48.83	74.00	-25.17	peak
3	11455.000	32.67	16.58	49.25	74.00	-24.75	peak
4	12698.000	31.46	18.08	49.54	74.00	-24.46	peak
5	13930.000	27.81	21.71	49.52	74.00	-24.48	peak
6	17989.000	24.09	26.04	50.13	74.00	-23.87	peak

Test Mode:	802.11a 20	Frequency(MHz):	5700
Polarity:	Vertical	Test Voltage:	DC 48 V



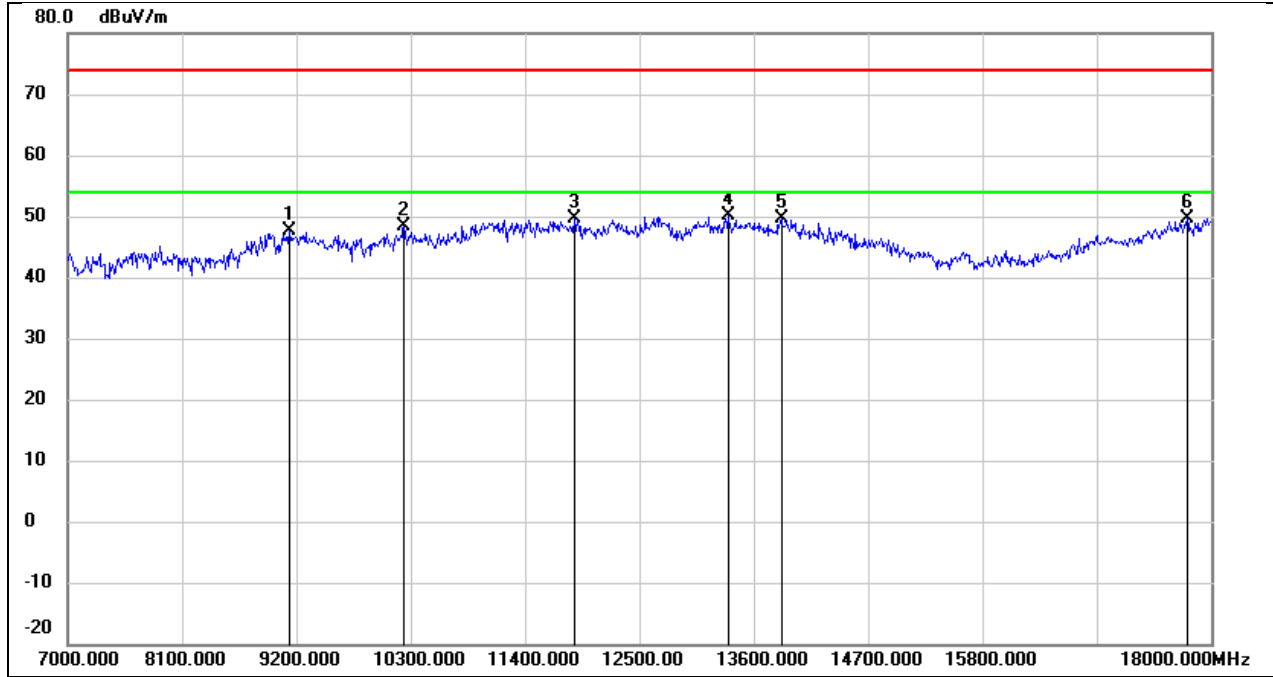
No.	Frequency (MHz)	Reading (dBuV)	Correct (dB/m)	Result (dBuV/m)	Limit (dBuV/m)	Margin (dB)	Remark
1	9178.000	37.45	10.45	47.90	74.00	-26.10	peak
2	10289.000	35.10	12.38	47.48	74.00	-26.52	peak
3	11081.000	34.07	15.05	49.12	74.00	-24.88	peak
4	12632.000	31.35	17.99	49.34	74.00	-24.66	peak
5	13644.000	29.83	20.99	50.82	74.00	-23.18	peak
6	18000.000	24.47	26.12	50.59	74.00	-23.41	peak

Test Mode:	802.11a 20	Frequency(MHz):	5720
Polarity:	Horizontal	Test Voltage:	DC 48 V



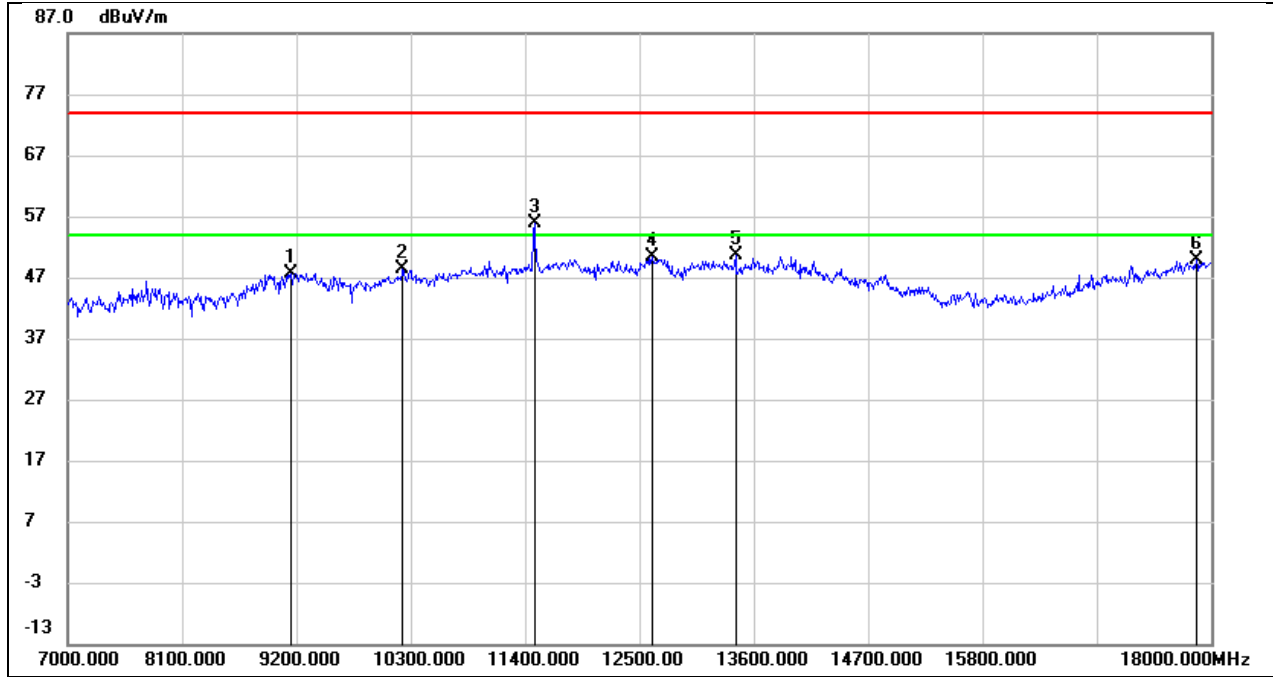
No.	Frequency (MHz)	Reading (dBuV)	Correct (dB/m)	Result (dBuV/m)	Limit (dBuV/m)	Margin (dB)	Remark
1	9112.000	37.29	10.41	47.70	74.00	-26.30	peak
2	11059.000	34.13	14.96	49.09	74.00	-24.91	peak
3	11433.000	37.35	16.50	53.85	74.00	-20.15	peak
4	12676.000	31.99	18.05	50.04	74.00	-23.96	peak
5	13369.000	29.79	20.06	49.85	74.00	-24.15	peak
6	18000.000	24.71	26.12	50.83	74.00	-23.17	peak

Test Mode:	802.11a 20	Frequency(MHz):	5720
Polarity:	Vertical	Test Voltage:	DC 48 V



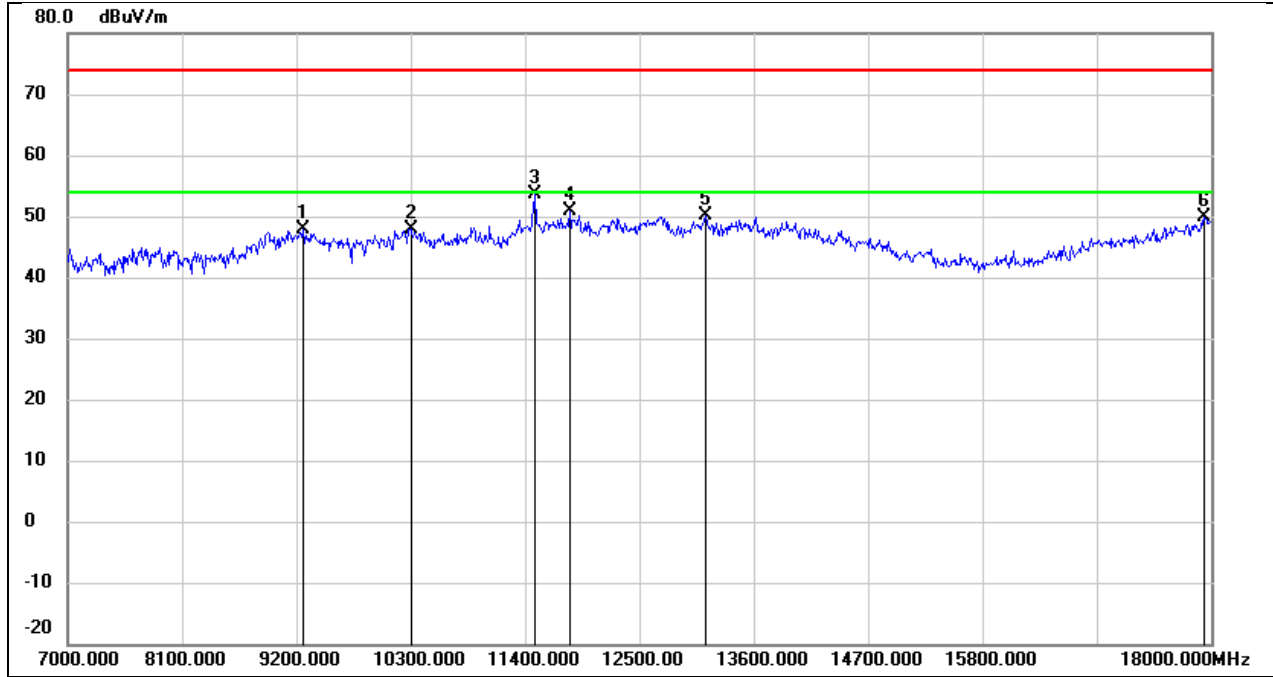
No.	Frequency (MHz)	Reading (dBuV)	Correct (dB/m)	Result (dBuV/m)	Limit (dBuV/m)	Margin (dB)	Remark
1	9134.000	37.11	10.41	47.52	74.00	-26.48	peak
2	10234.000	36.20	12.26	48.46	74.00	-25.54	peak
3	11873.000	32.07	17.46	49.53	74.00	-24.47	peak
4	13358.000	30.13	20.02	50.15	74.00	-23.85	peak
5	13864.000	28.17	21.53	49.70	74.00	-24.30	peak
6	17769.000	25.19	24.53	49.72	74.00	-24.28	peak

Test Mode:	802.11a 20	Frequency(MHz):	5745
Polarity:	Horizontal	Test Voltage:	DC 48 V



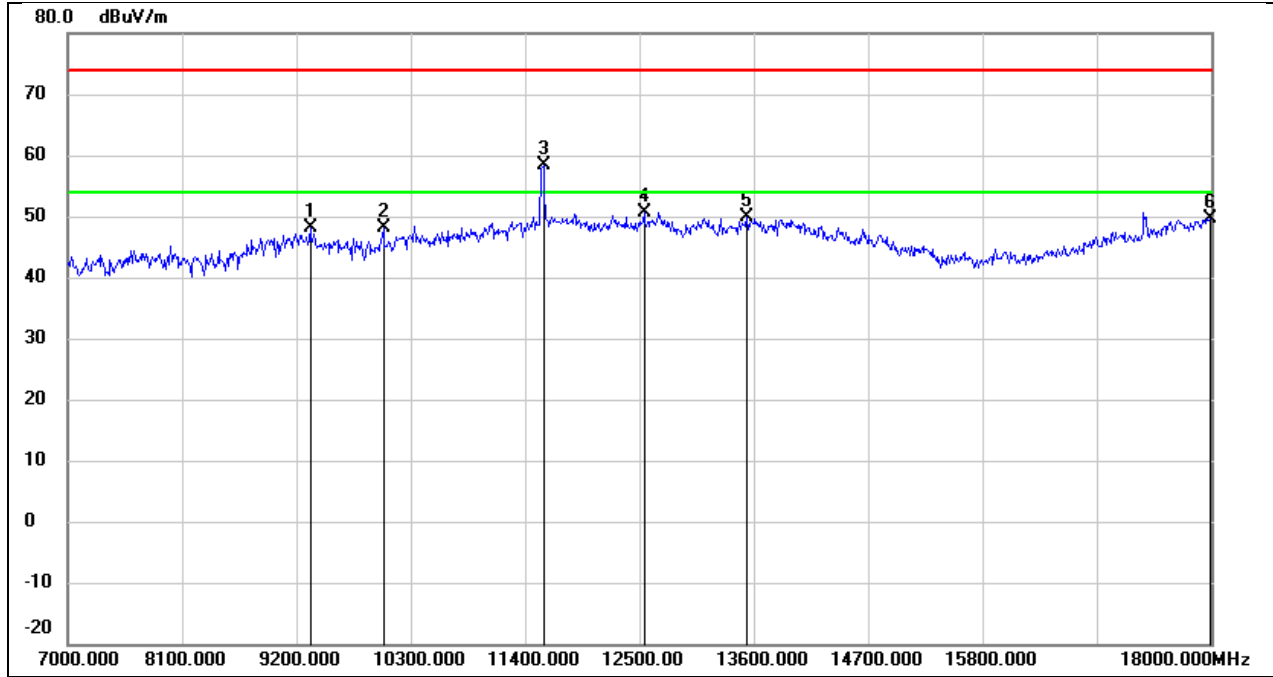
No.	Frequency (MHz)	Reading (dBuV)	Correct (dB/m)	Result (dBuV/m)	Limit (dBuV/m)	Margin (dB)	Remark
1	9145.000	37.28	10.43	47.71	74.00	-26.29	peak
2	10223.000	36.21	12.24	48.45	74.00	-25.55	peak
3	11488.000	39.15	16.72	55.87	74.00	-18.13	peak
4	12621.000	32.43	17.98	50.41	74.00	-23.59	peak
5	13424.000	30.35	20.30	50.65	74.00	-23.35	peak
6	17857.000	24.71	25.14	49.85	74.00	-24.15	peak

Test Mode:	802.11a 20	Frequency(MHz):	5745
Polarity:	Vertical	Test Voltage:	DC 48 V



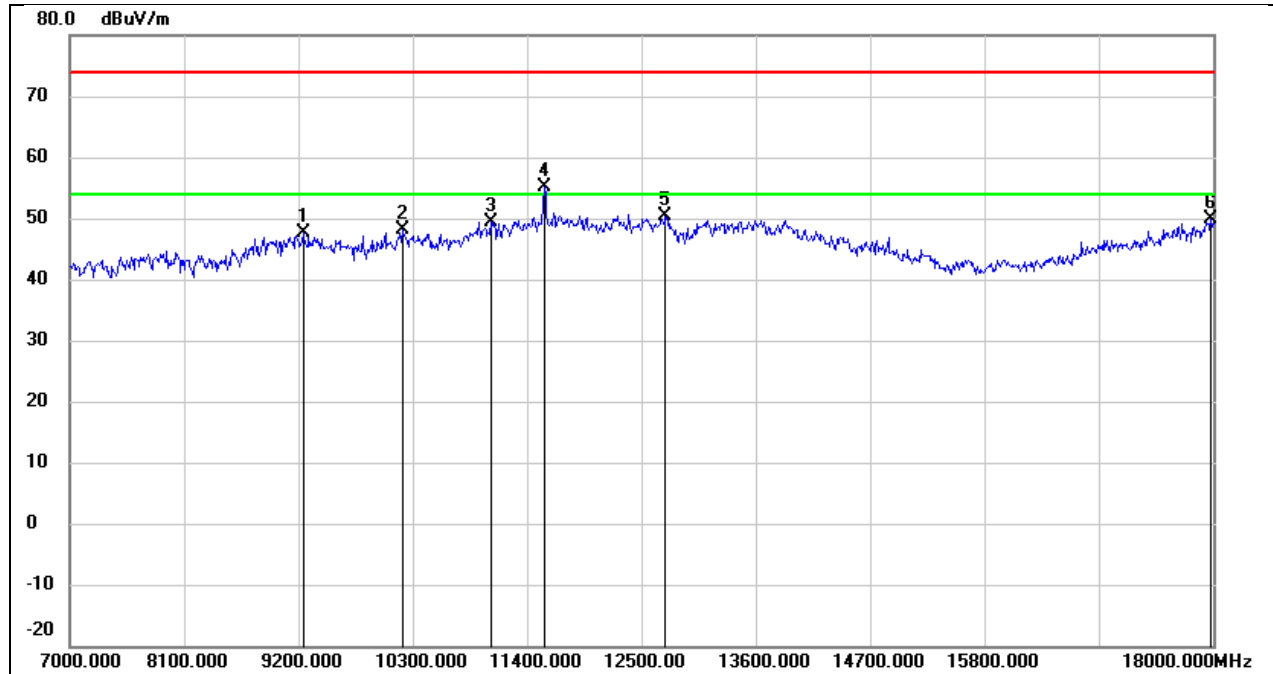
No.	Frequency (MHz)	Reading (dBuV)	Correct (dB/m)	Result (dBuV/m)	Limit (dBuV/m)	Margin (dB)	Remark
1	9266.000	37.35	10.51	47.86	74.00	-26.14	peak
2	10300.000	35.45	12.40	47.85	74.00	-26.15	peak
3	11499.000	36.92	16.77	53.69	74.00	-20.31	peak
4	11829.000	33.44	17.38	50.82	74.00	-23.18	peak
5	13138.000	31.07	19.05	50.12	74.00	-23.88	peak
6	17934.000	24.11	25.67	49.78	74.00	-24.22	peak

Test Mode:	802.11a 20	Frequency(MHz):	5785
Polarity:	Horizontal	Test Voltage:	DC 48 V



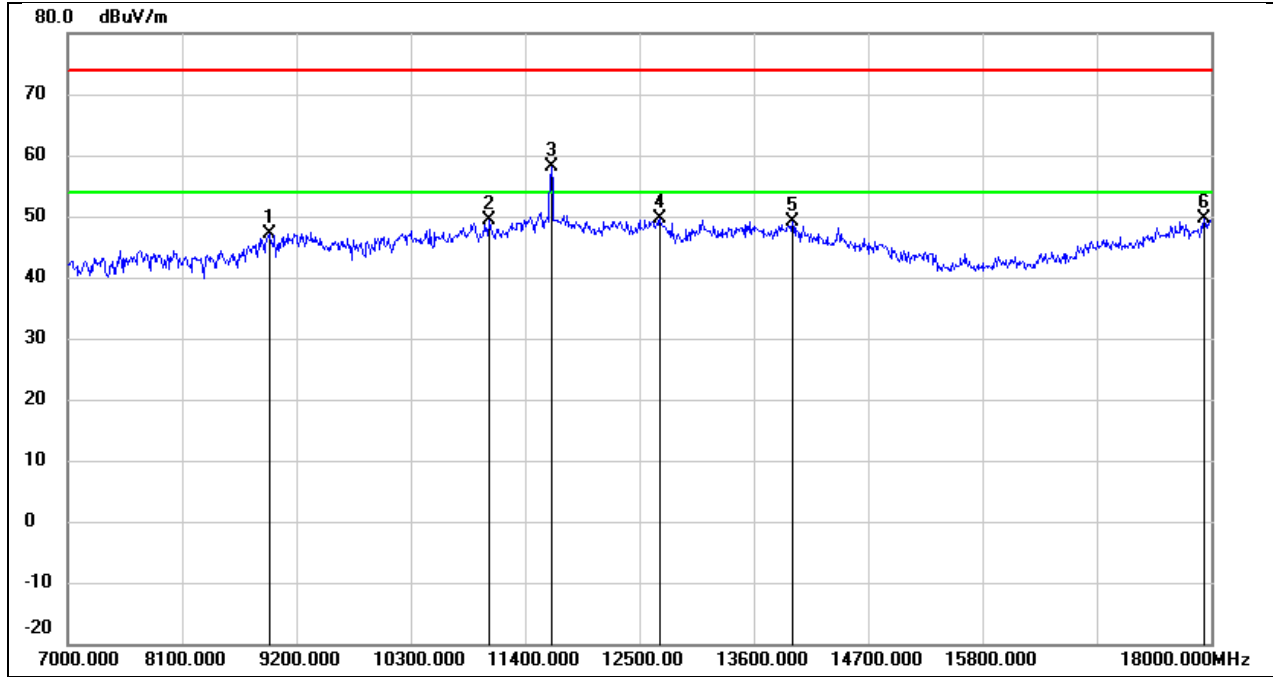
No.	Frequency (MHz)	Reading (dBuV)	Correct (dB/m)	Result (dBuV/m)	Limit (dBuV/m)	Margin (dB)	Remark
1	9332.000	37.56	10.54	48.10	74.00	-25.90	peak
2	10036.000	36.41	11.84	48.25	74.00	-25.75	peak
3	11576.000	41.49	16.91	58.40	74.00	-15.60	peak
4	12544.000	32.86	17.88	50.74	74.00	-23.26	peak
5	13534.000	29.16	20.73	49.89	74.00	-24.11	peak
6	17989.000	23.62	26.04	49.66	74.00	-24.34	peak

Test Mode:	802.11a 20	Frequency(MHz):	5785
Polarity:	Vertical	Test Voltage:	DC 48 V



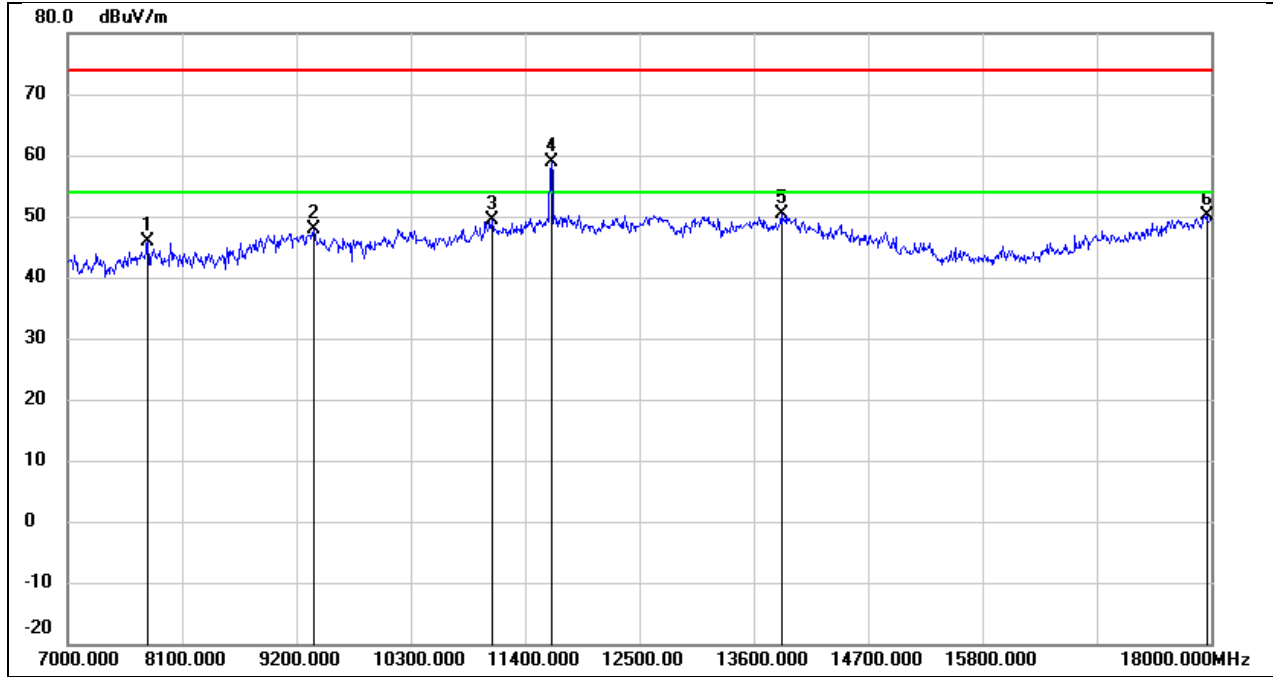
No.	Frequency (MHz)	Reading (dBuV)	Correct (dB/m)	Result (dBuV/m)	Limit (dBuV/m)	Margin (dB)	Remark
1	9244.000	37.10	10.49	47.59	74.00	-26.41	peak
2	10201.000	35.87	12.19	48.06	74.00	-25.94	peak
3	11048.000	34.54	14.91	49.45	74.00	-24.55	peak
4	11565.000	38.27	16.89	55.16	74.00	-18.84	peak
5	12731.000	32.19	18.12	50.31	74.00	-23.69	peak
6	17978.000	23.84	25.97	49.81	74.00	-24.19	peak

Test Mode:	802.11a 20	Frequency(MHz):	5825
Polarity:	Horizontal	Test Voltage:	DC 48 V



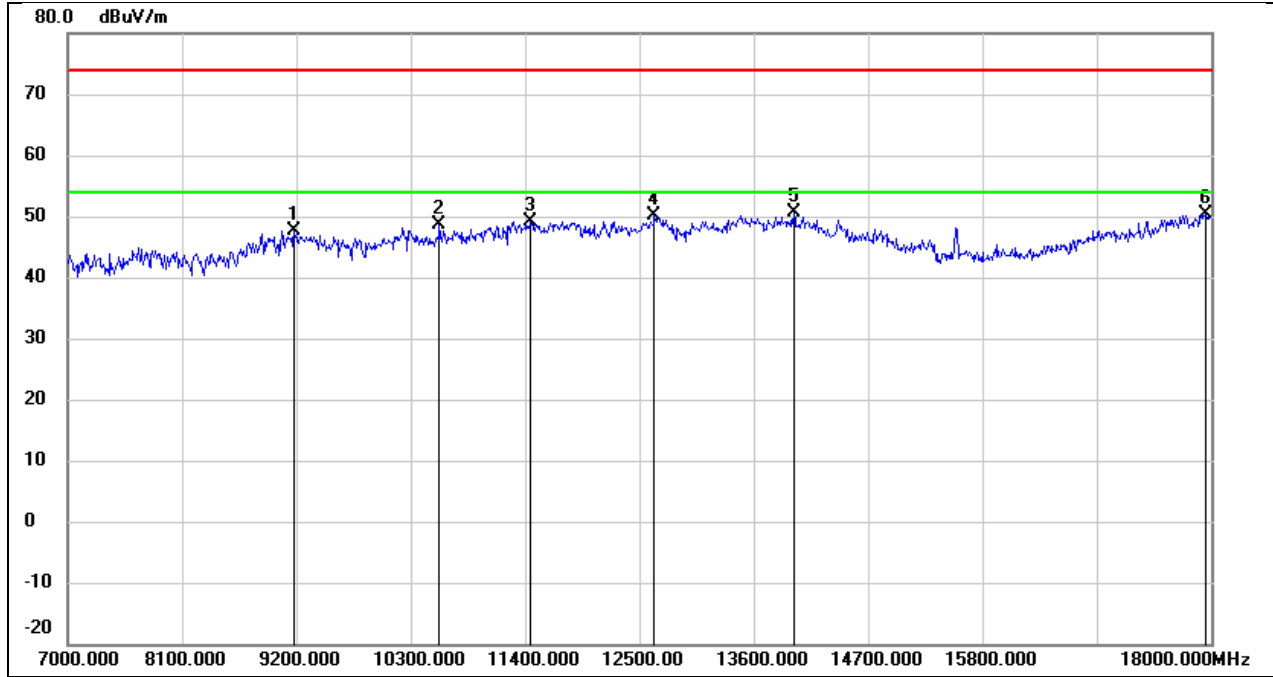
No.	Frequency (MHz)	Reading (dBuV)	Correct (dB/m)	Result (dBuV/m)	Limit (dBuV/m)	Margin (dB)	Remark
1	8936.000	37.15	9.90	47.05	74.00	-26.95	peak
2	11059.000	34.41	14.96	49.37	74.00	-24.63	peak
3	11653.000	40.97	17.05	58.02	74.00	-15.98	peak
4	12698.000	31.46	18.08	49.54	74.00	-24.46	peak
5	13974.000	27.40	21.82	49.22	74.00	-24.78	peak
6	17934.000	23.98	25.67	49.65	74.00	-24.35	peak

Test Mode:	802.11a 20	Frequency(MHz):	5825
Polarity:	Vertical	Test Voltage:	DC 48 V



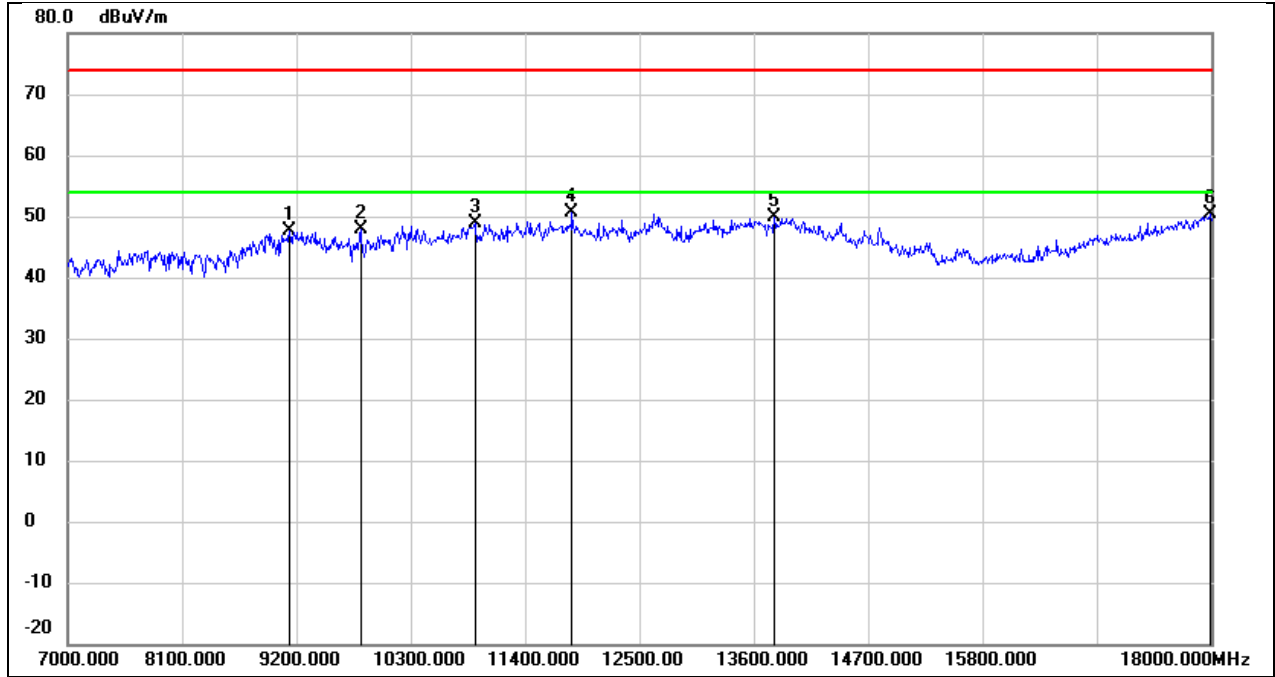
No.	Frequency (MHz)	Reading (dBuV)	Correct (dB/m)	Result (dBuV/m)	Limit (dBuV/m)	Margin (dB)	Remark
1	7770.000	39.15	6.63	45.78	74.00	-28.22	peak
2	9365.000	37.23	10.57	47.80	74.00	-26.20	peak
3	11081.000	34.24	15.05	49.29	74.00	-24.71	peak
4	11653.000	41.86	17.05	58.91	74.00	-15.09	peak
5	13864.000	28.81	21.53	50.34	74.00	-23.66	peak
6	17956.000	24.40	25.82	50.22	74.00	-23.78	peak

Test Mode:	802.11n HT20	Frequency(MHz):	5180
Polarity:	Horizontal	Test Voltage:	DC 48 V



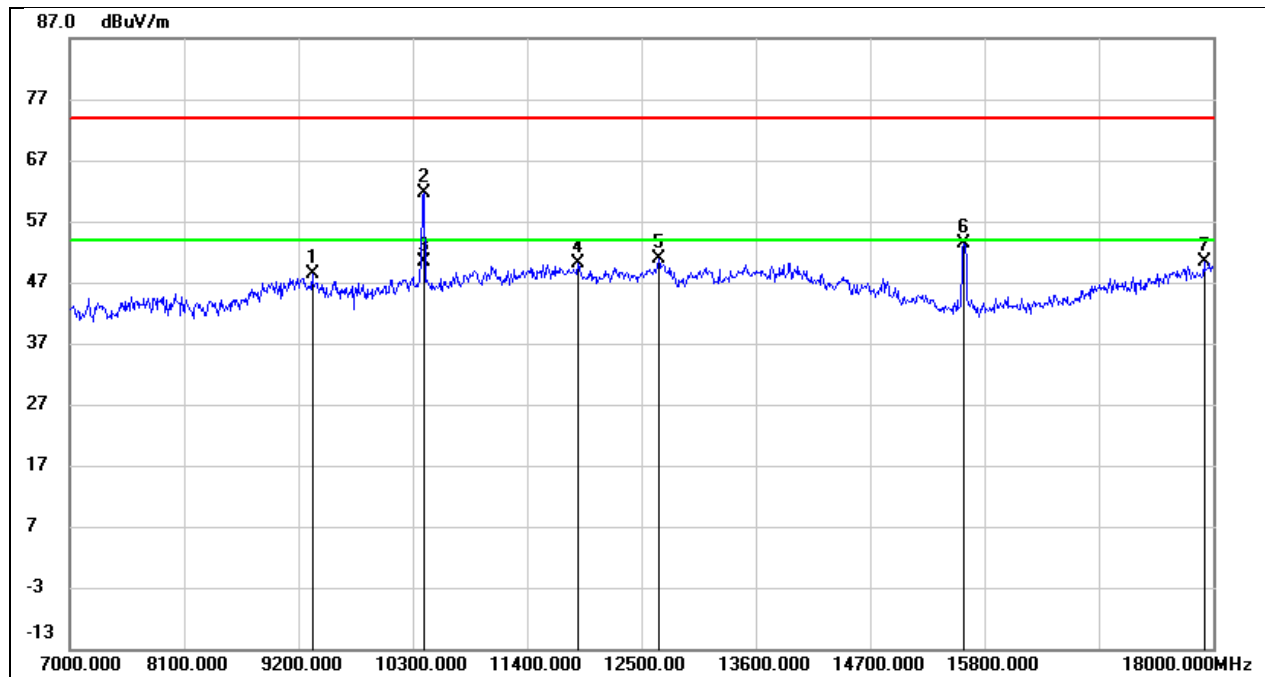
No.	Frequency (MHz)	Reading (dBuV)	Correct (dB/m)	Result (dBuV/m)	Limit (dBuV/m)	Margin (dB)	Remark
1	9178.000	37.26	10.45	47.71	74.00	-26.29	peak
2	10575.000	35.47	13.10	48.57	74.00	-25.43	peak
3	11455.000	32.64	16.58	49.22	74.00	-24.78	peak
4	12643.000	32.22	18.01	50.23	74.00	-23.77	peak
5	13985.000	28.72	21.85	50.57	74.00	-23.43	peak
6	17945.000	24.67	25.75	50.42	74.00	-23.58	peak

Test Mode:	802.11n HT20	Frequency(MHz):	5180
Polarity:	Vertical	Test Voltage:	DC 48 V



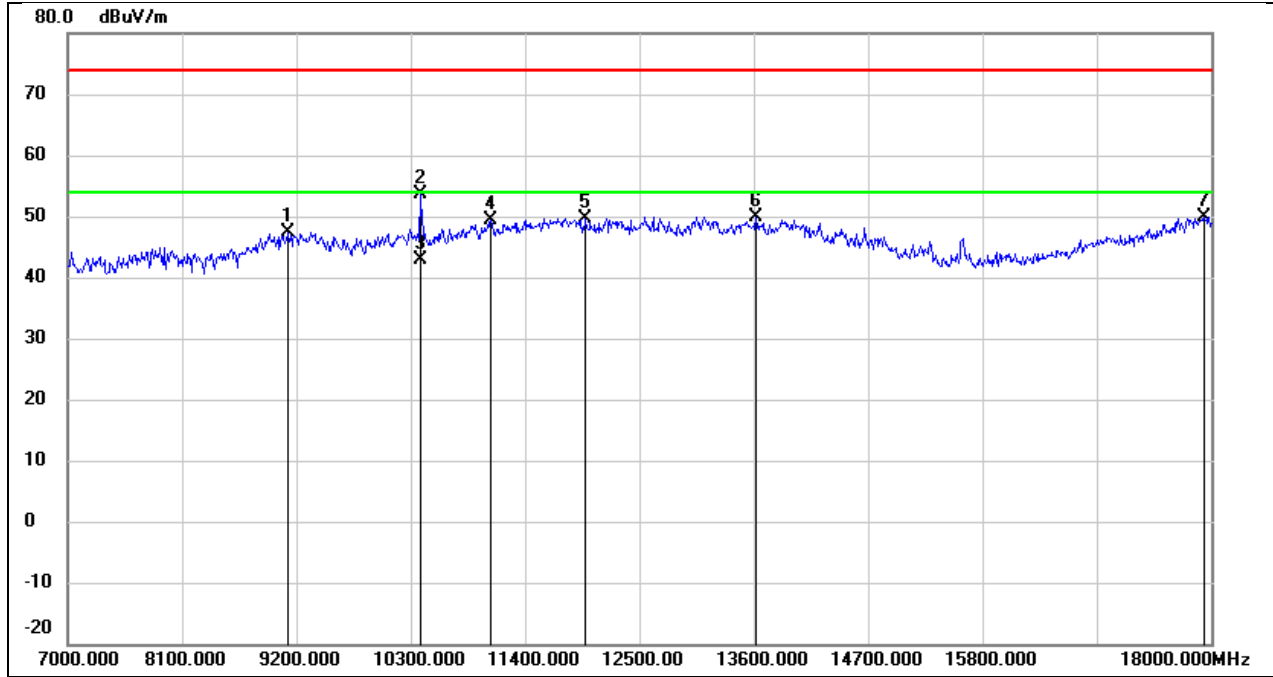
No.	Frequency (MHz)	Reading (dBuV)	Correct (dB/m)	Result (dBuV/m)	Limit (dBuV/m)	Margin (dB)	Remark
1	9134.000	37.16	10.41	47.57	74.00	-26.43	peak
2	9816.000	36.42	11.37	47.79	74.00	-26.21	peak
3	10916.000	34.38	14.39	48.77	74.00	-25.23	peak
4	11851.000	33.17	17.43	50.60	74.00	-23.40	peak
5	13798.000	28.50	21.38	49.88	74.00	-24.12	peak
6	17989.000	24.32	26.04	50.36	74.00	-23.64	peak

Test Mode:	802.11n HT20	Frequency(MHz):	5200
Polarity:	Horizontal	Test Voltage:	DC 48 V



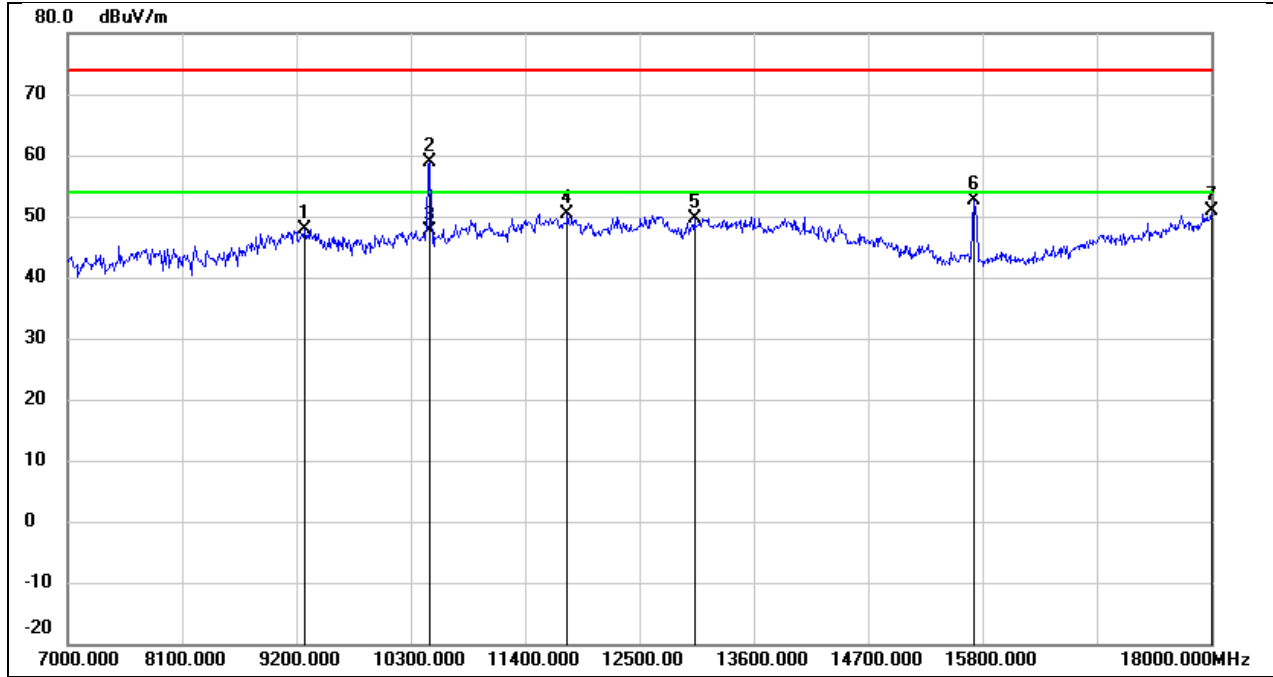
No.	Frequency (MHz)	Reading (dBuV)	Correct (dB/m)	Result (dBuV/m)	Limit (dBuV/m)	Margin (dB)	Remark
1	9332.000	37.78	10.54	48.32	74.00	-25.68	peak
2	10410.000	49.05	12.62	61.67	74.00	-12.33	peak
3	10410.000	37.71	12.62	50.33	54.00	-3.67	AVG
4	11884.000	32.61	17.48	50.09	74.00	-23.91	peak
5	12665.000	32.92	18.04	50.96	74.00	-23.04	peak
6	15602.000	36.55	16.75	53.30	74.00	-20.70	peak
7	17912.000	24.79	25.52	50.31	74.00	-23.69	peak

Test Mode:	802.11n HT20	Frequency(MHz):	5200
Polarity:	Vertical	Test Voltage:	DC 48 V



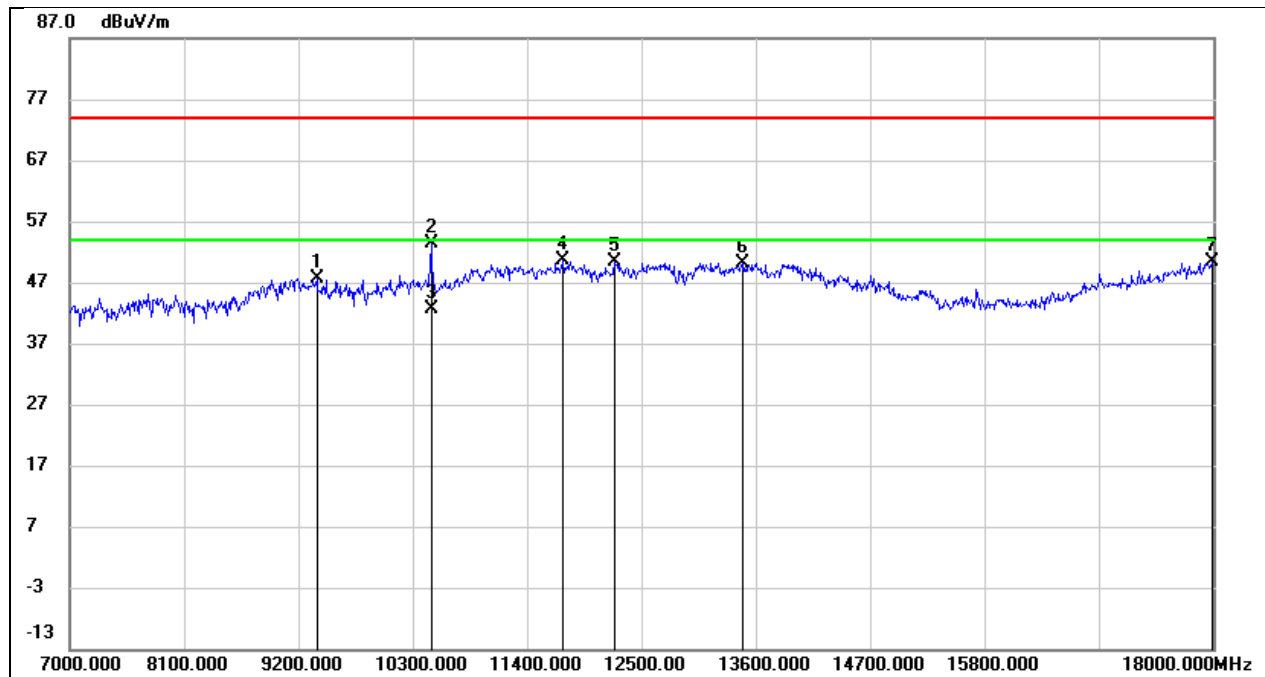
No.	Frequency (MHz)	Reading (dBuV)	Correct (dB/m)	Result (dBuV/m)	Limit (dBuV/m)	Margin (dB)	Remark
1	9112.000	37.07	10.41	47.48	74.00	-26.52	peak
2	10388.000	41.04	12.59	53.63	74.00	-20.37	peak
3	10388.000	30.30	12.59	42.89	54.00	-11.11	AVG
4	11070.000	34.37	15.01	49.38	74.00	-24.62	peak
5	11983.000	32.01	17.67	49.68	74.00	-24.32	peak
6	13622.000	28.94	20.95	49.89	74.00	-24.11	peak
7	17934.000	24.30	25.67	49.97	74.00	-24.03	peak

Test Mode:	802.11n HT20	Frequency(MHz):	5240
Polarity:	Horizontal	Test Voltage:	DC 48 V



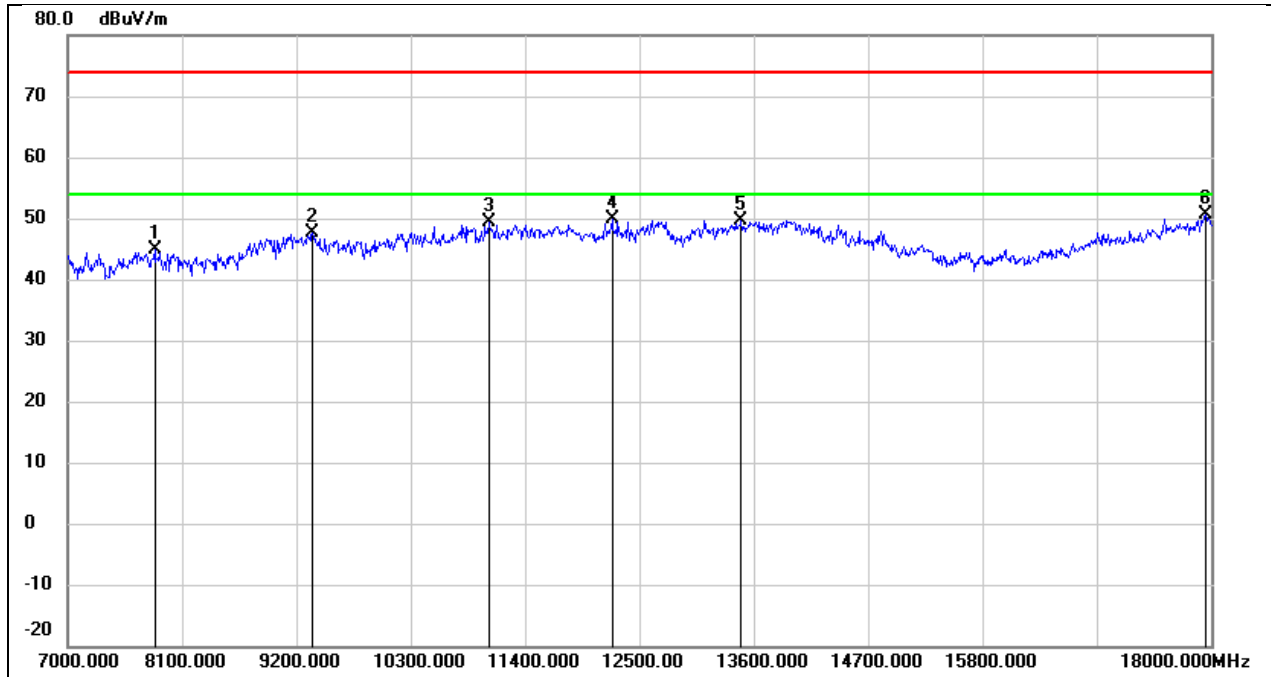
No.	Frequency (MHz)	Reading (dBuV)	Correct (dB/m)	Result (dBuV/m)	Limit (dBuV/m)	Margin (dB)	Remark
1	9277.000	37.46	10.51	47.97	74.00	-26.03	peak
2	10476.000	46.21	12.77	58.98	74.00	-15.02	peak
3	10476.000	34.94	12.77	47.71	54.00	-6.29	AVG
4	11807.000	33.16	17.34	50.50	74.00	-23.50	peak
5	13028.000	31.03	18.57	49.60	74.00	-24.40	peak
6	15712.000	35.76	16.80	52.56	74.00	-21.44	peak
7	18000.000	24.85	26.12	50.97	74.00	-23.03	peak

Test Mode:	802.11n HT20	Frequency(MHz):	5240
Polarity:	Vertical	Test Voltage:	DC 48 V



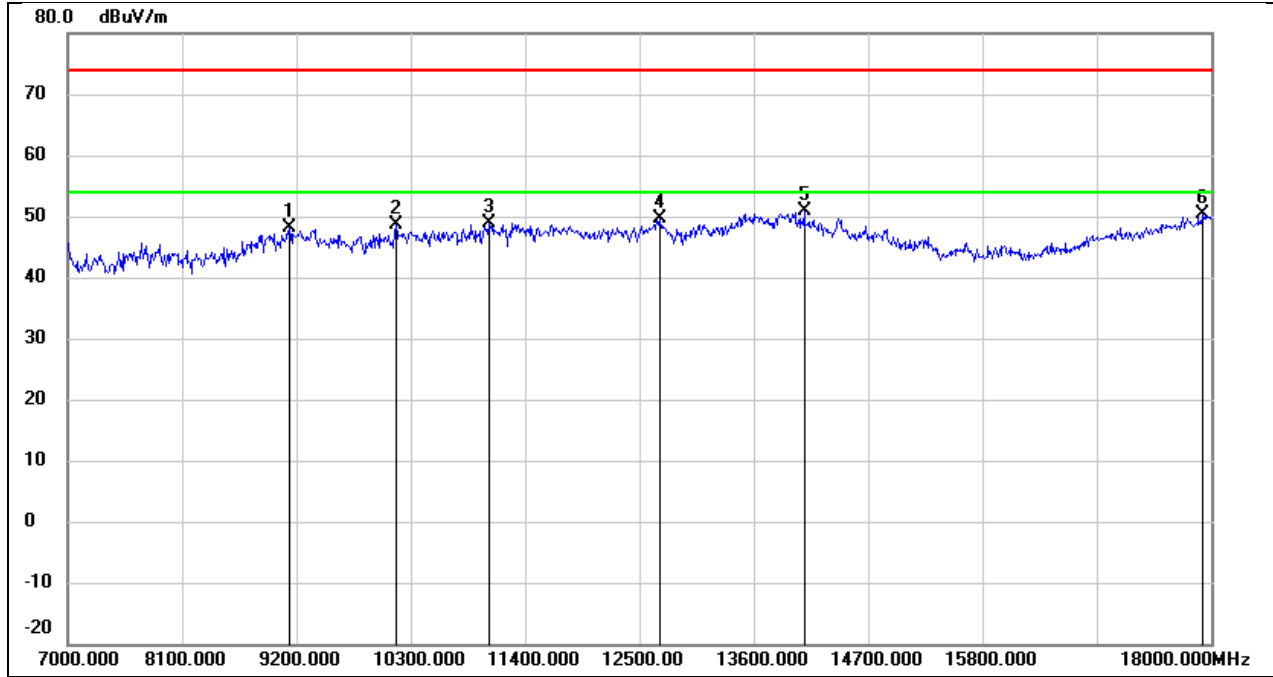
No.	Frequency (MHz)	Reading (dBuV)	Correct (dB/m)	Result (dBuV/m)	Limit (dBuV/m)	Margin (dB)	Remark
1	9376.000	37.16	10.58	47.74	74.00	-26.26	peak
2	10476.000	40.50	12.77	53.27	74.00	-20.73	peak
3	10476.000	29.92	12.77	42.69	54.00	-11.31	AVG
4	11741.000	33.29	17.22	50.51	74.00	-23.49	peak
5	12236.000	32.51	17.76	50.27	74.00	-23.73	peak
6	13479.000	29.62	20.55	50.17	74.00	-23.83	peak
7	17989.000	24.31	26.04	50.35	74.00	-23.65	peak

Test Mode:	802.11n HT20	Frequency(MHz):	5260
Polarity:	Horizontal	Test Voltage:	DC 48 V



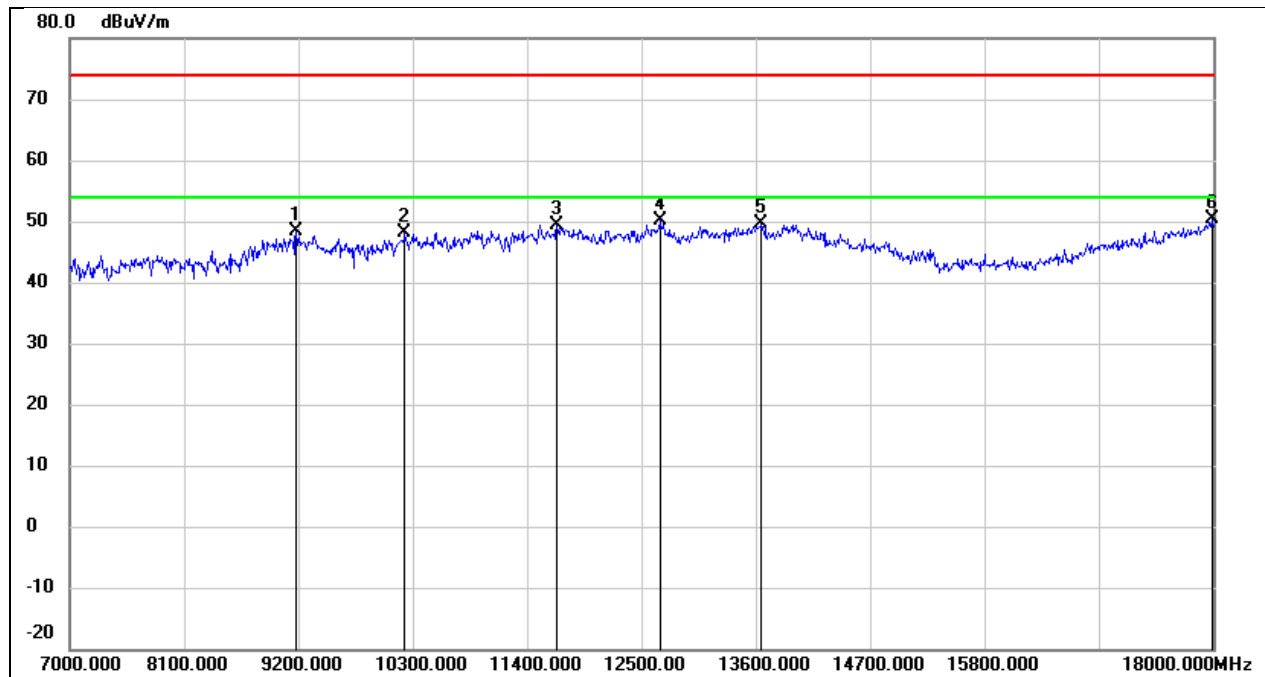
No.	Frequency (MHz)	Reading (dBuV)	Correct (dB/m)	Result (dBuV/m)	Limit (dBuV/m)	Margin (dB)	Remark
1	7836.000	38.37	6.58	44.95	74.00	-29.05	peak
2	9354.000	37.00	10.56	47.56	74.00	-26.44	peak
3	11048.000	34.44	14.91	49.35	74.00	-24.65	peak
4	12236.000	32.05	17.76	49.81	74.00	-24.19	peak
5	13479.000	29.09	20.55	49.64	74.00	-24.36	peak
6	17945.000	24.83	25.75	50.58	74.00	-23.42	peak

Test Mode:	802.11n HT20	Frequency(MHz):	5260
Polarity:	Vertical	Test Voltage:	DC 48 V



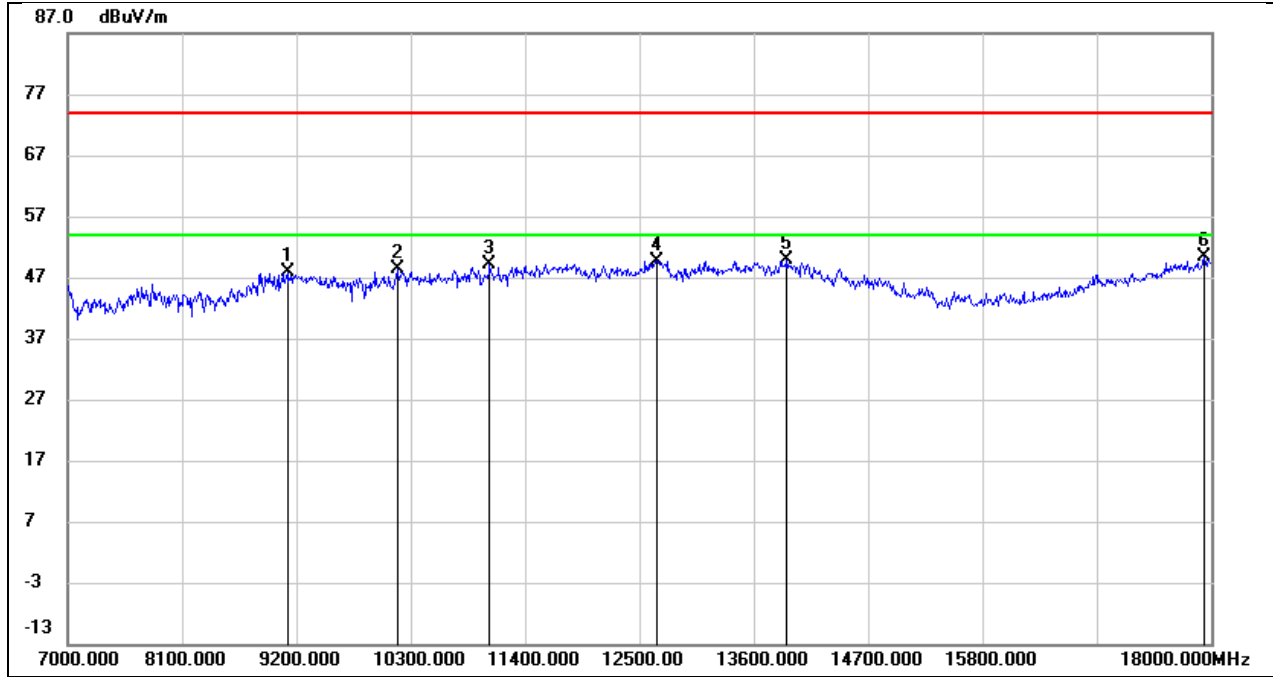
No.	Frequency (MHz)	Reading (dBuV)	Correct (dB/m)	Result (dBuV/m)	Limit (dBuV/m)	Margin (dB)	Remark
1	9134.000	37.71	10.41	48.12	74.00	-25.88	peak
2	10157.000	36.60	12.10	48.70	74.00	-25.30	peak
3	11048.000	34.00	14.91	48.91	74.00	-25.09	peak
4	12698.000	31.47	18.08	49.55	74.00	-24.45	peak
5	14084.000	29.29	21.52	50.81	74.00	-23.19	peak
6	17923.000	24.74	25.60	50.34	74.00	-23.66	peak

Test Mode:	802.11n HT20	Frequency(MHz):	5280
Polarity:	Horizontal	Test Voltage:	DC 48 V



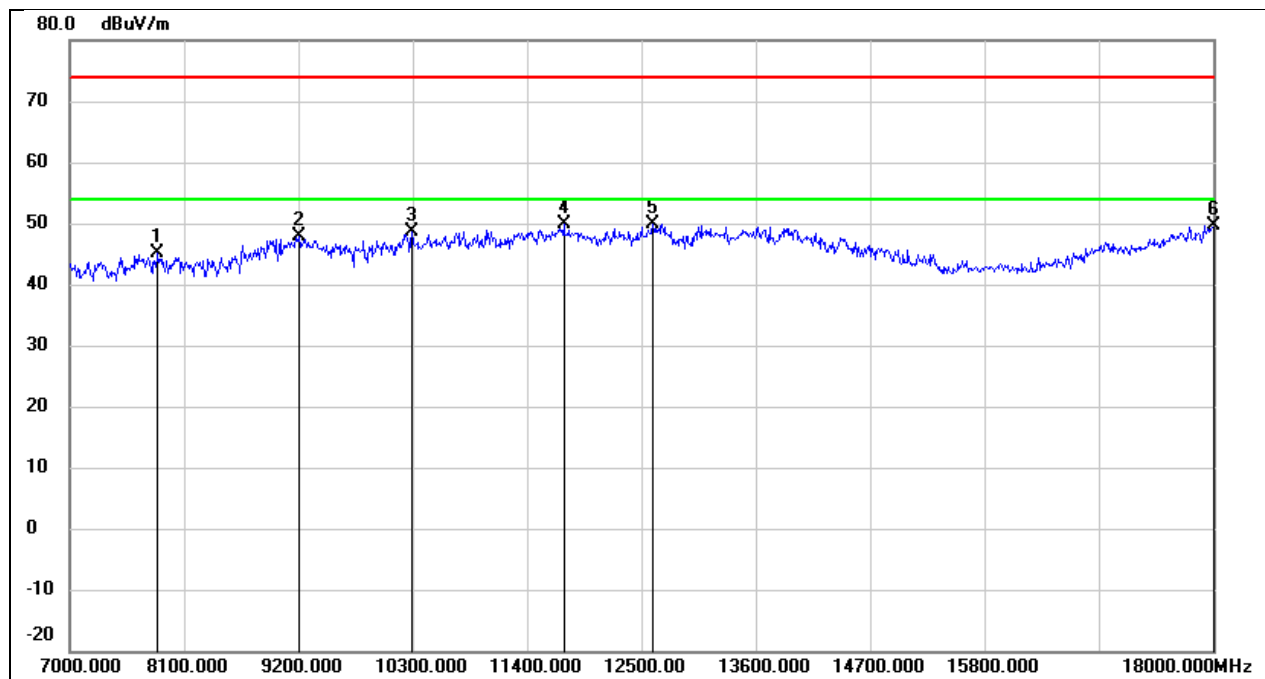
No.	Frequency (MHz)	Reading (dBuV)	Correct (dB/m)	Result (dBuV/m)	Limit (dBuV/m)	Margin (dB)	Remark
1	9178.000	37.99	10.45	48.44	74.00	-25.56	peak
2	10223.000	35.86	12.24	48.10	74.00	-25.90	peak
3	11686.000	32.37	17.12	49.49	74.00	-24.51	peak
4	12676.000	31.99	18.05	50.04	74.00	-23.96	peak
5	13655.000	28.49	21.03	49.52	74.00	-24.48	peak
6	17989.000	24.25	26.04	50.29	74.00	-23.71	peak

Test Mode:	802.11n HT20	Frequency(MHz):	5280
Polarity:	Vertical	Test Voltage:	DC 48 V



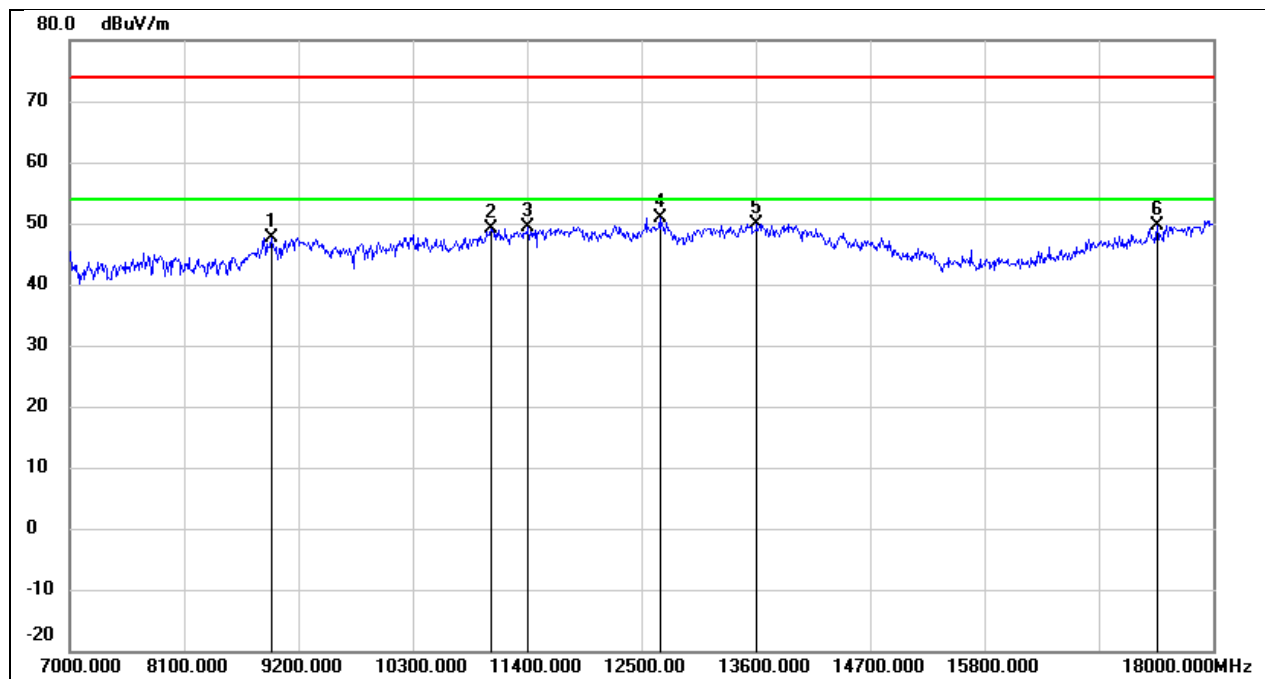
No.	Frequency (MHz)	Reading (dBuV)	Correct (dB/m)	Result (dBuV/m)	Limit (dBuV/m)	Margin (dB)	Remark
1	9112.000	37.42	10.41	47.83	74.00	-26.17	peak
2	10168.000	36.15	12.13	48.28	74.00	-25.72	peak
3	11059.000	34.22	14.96	49.18	74.00	-24.82	peak
4	12665.000	31.64	18.04	49.68	74.00	-24.32	peak
5	13919.000	28.29	21.68	49.97	74.00	-24.03	peak
6	17934.000	24.59	25.67	50.26	74.00	-23.74	peak

Test Mode:	802.11n HT20	Frequency(MHz):	5320
Polarity:	Horizontal	Test Voltage:	DC 48 V



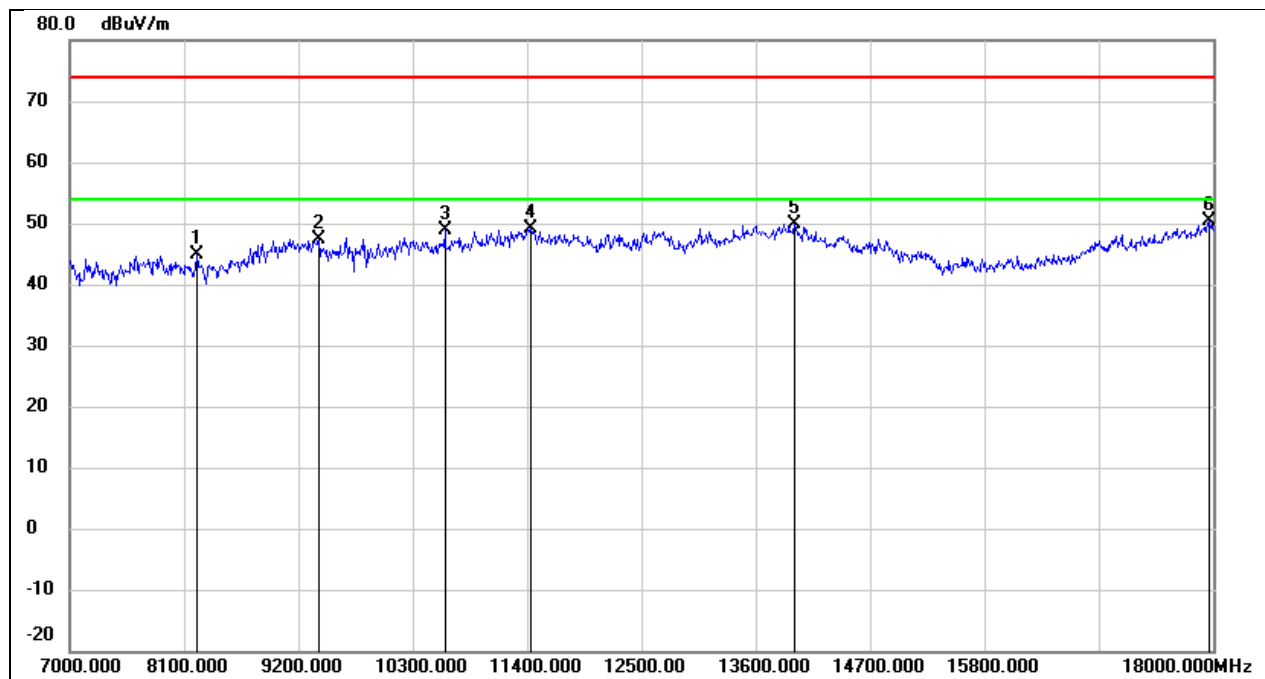
No.	Frequency (MHz)	Reading (dBuV)	Correct (dB/m)	Result (dBuV/m)	Limit (dBuV/m)	Margin (dB)	Remark
1	7847.000	38.65	6.57	45.22	74.00	-28.78	peak
2	9211.000	37.51	10.47	47.98	74.00	-26.02	peak
3	10289.000	36.16	12.38	48.54	74.00	-25.46	peak
4	11752.000	32.76	17.24	50.00	74.00	-24.00	peak
5	12610.000	31.93	17.97	49.90	74.00	-24.10	peak
6	18000.000	23.52	26.12	49.64	74.00	-24.36	peak

Test Mode:	802.11n HT20	Frequency(MHz):	5320
Polarity:	Vertical	Test Voltage:	DC 48 V



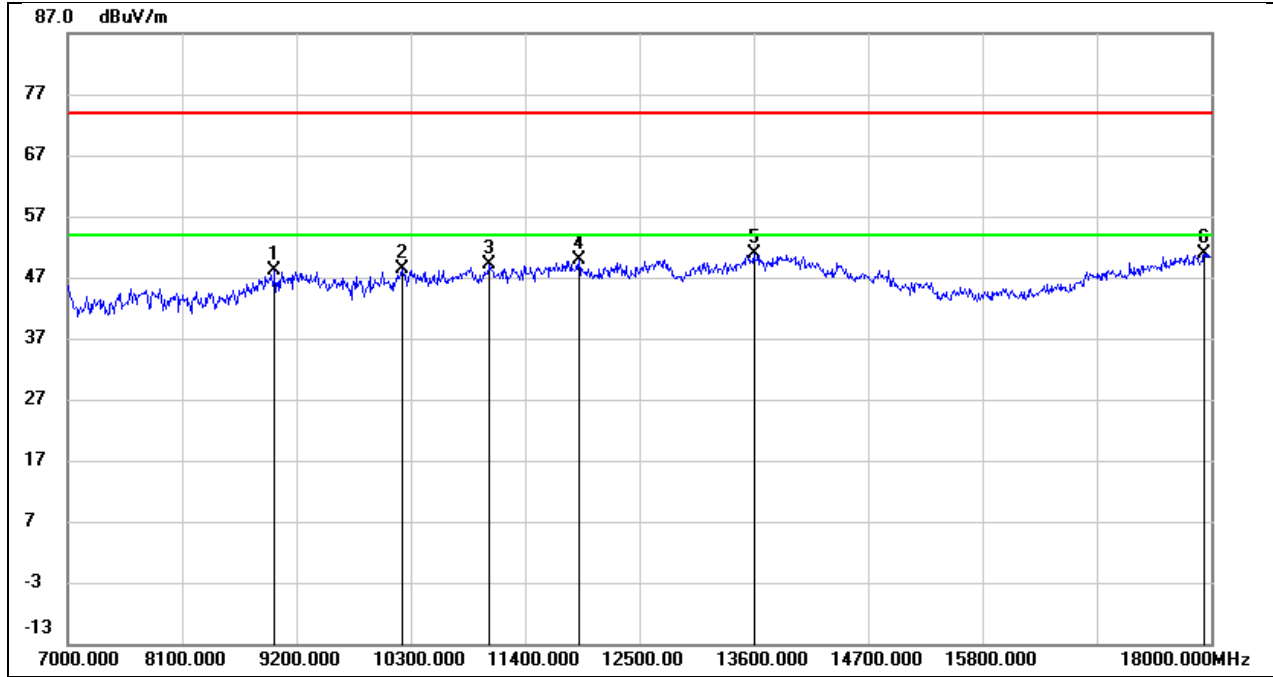
No.	Frequency (MHz)	Reading (dBuV)	Correct (dB/m)	Result (dBuV/m)	Limit (dBuV/m)	Margin (dB)	Remark
1	8936.000	37.85	9.90	47.75	74.00	-26.25	peak
2	11048.000	34.31	14.91	49.22	74.00	-24.78	peak
3	11411.000	32.93	16.41	49.34	74.00	-24.66	peak
4	12676.000	32.90	18.05	50.95	74.00	-23.05	peak
5	13611.000	29.05	20.92	49.97	74.00	-24.03	peak
6	17461.000	27.02	22.53	49.55	74.00	-24.45	peak

Test Mode:	802.11n HT20	Frequency(MHz):	5500
Polarity:	Horizontal	Test Voltage:	DC 48 V



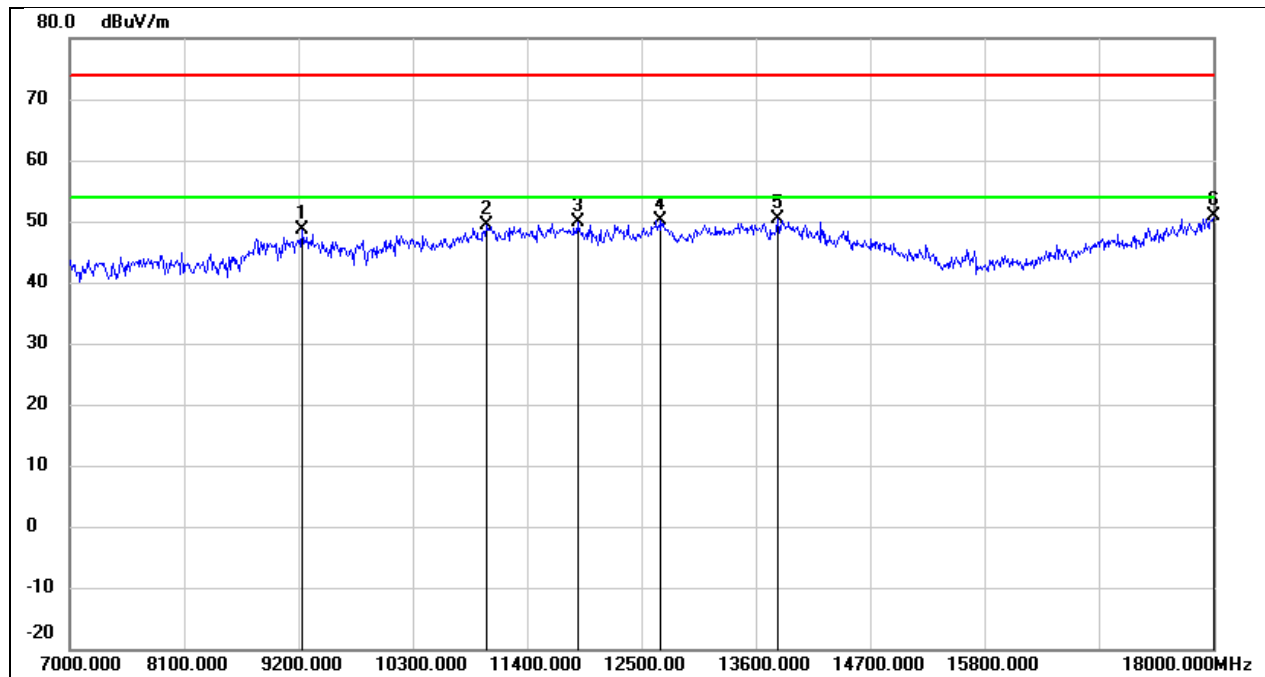
No.	Frequency (MHz)	Reading (dBuV)	Correct (dB/m)	Result (dBuV/m)	Limit (dBuV/m)	Margin (dB)	Remark
1	8221.000	38.16	6.63	44.79	74.00	-29.21	peak
2	9398.000	36.86	10.59	47.45	74.00	-26.55	peak
3	10608.000	35.55	13.23	48.78	74.00	-25.22	peak
4	11433.000	32.72	16.50	49.22	74.00	-24.78	peak
5	13974.000	28.09	21.82	49.91	74.00	-24.09	peak
6	17967.000	24.40	25.89	50.29	74.00	-23.71	peak

Test Mode:	802.11n HT20	Frequency(MHz):	5500
Polarity:	Vertical	Test Voltage:	DC 48 V



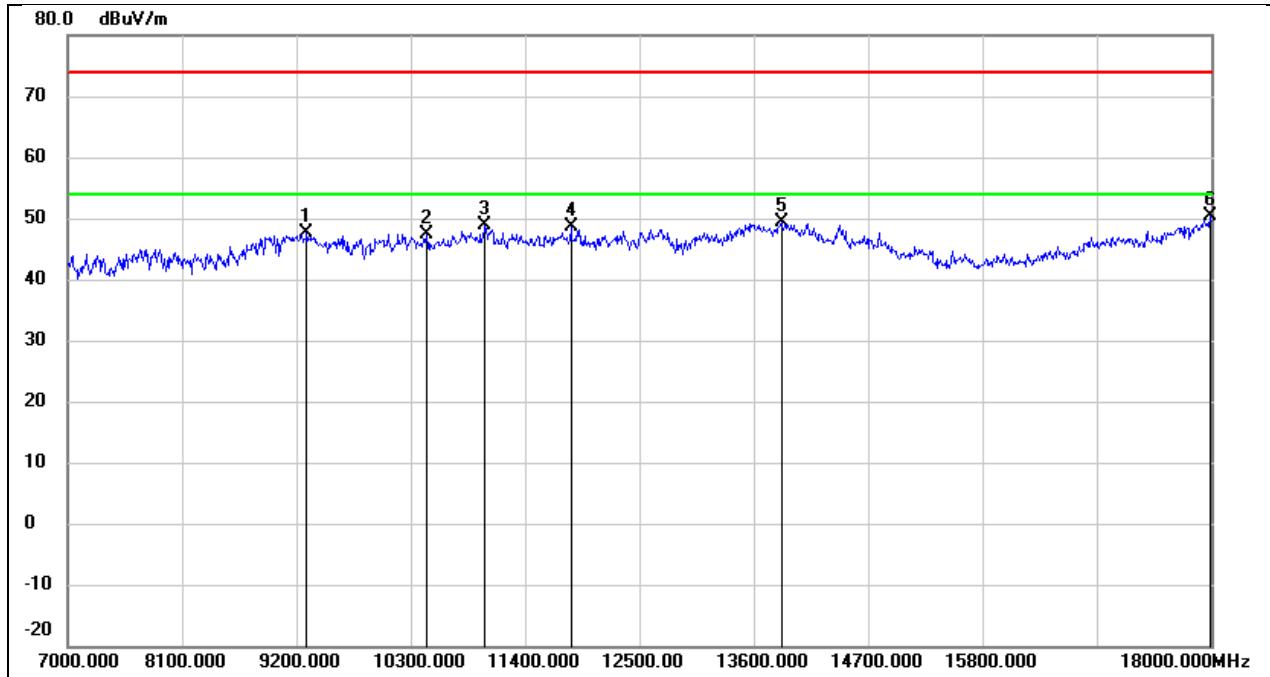
No.	Frequency (MHz)	Reading (dBuV)	Correct (dB/m)	Result (dBuV/m)	Limit (dBuV/m)	Margin (dB)	Remark
1	8991.000	37.76	10.28	48.04	74.00	-25.96	peak
2	10223.000	36.21	12.24	48.45	74.00	-25.55	peak
3	11059.000	34.18	14.96	49.14	74.00	-24.86	peak
4	11917.000	32.22	17.54	49.76	74.00	-24.24	peak
5	13600.000	30.08	20.89	50.97	74.00	-23.03	peak
6	17934.000	25.14	25.67	50.81	74.00	-23.19	peak

Test Mode:	802.11n HT20	Frequency(MHz):	5580
Polarity:	Horizontal	Test Voltage:	DC 48 V



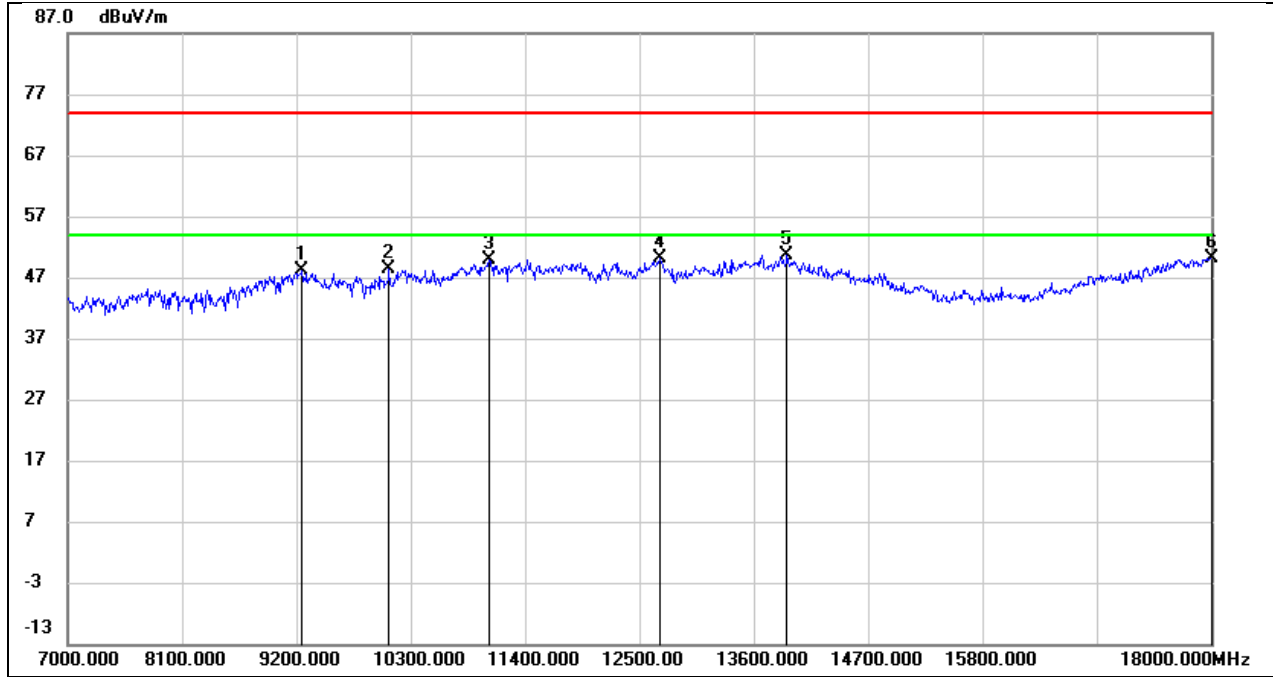
No.	Frequency (MHz)	Reading (dBuV)	Correct (dB/m)	Result (dBuV/m)	Limit (dBuV/m)	Margin (dB)	Remark
1	9233.000	38.15	10.48	48.63	74.00	-25.37	peak
2	11015.000	34.63	14.79	49.42	74.00	-24.58	peak
3	11884.000	32.33	17.48	49.81	74.00	-24.19	peak
4	12687.000	32.11	18.05	50.16	74.00	-23.84	peak
5	13809.000	28.98	21.41	50.39	74.00	-23.61	peak
6	18000.000	24.73	26.12	50.85	74.00	-23.15	peak

Test Mode:	802.11n HT20	Frequency(MHz):	5580
Polarity:	Vertical	Test Voltage:	DC 48 V



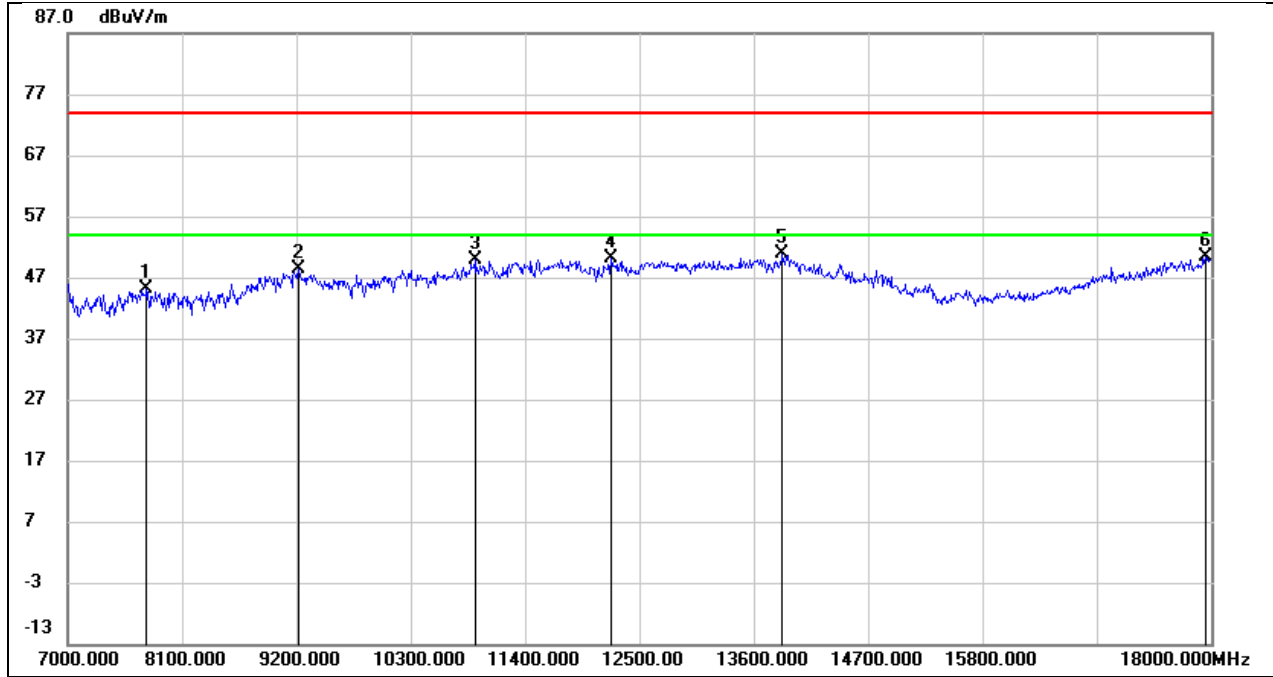
No.	Frequency (MHz)	Reading (dBuV)	Correct (dB/m)	Result (dBuV/m)	Limit (dBuV/m)	Margin (dB)	Remark
1	9299.000	37.06	10.53	47.59	74.00	-26.41	peak
2	10454.000	34.71	12.73	47.44	74.00	-26.56	peak
3	11015.000	34.11	14.79	48.90	74.00	-25.10	peak
4	11840.000	31.12	17.40	48.52	74.00	-25.48	peak
5	13864.000	27.96	21.53	49.49	74.00	-24.51	peak
6	17989.000	24.24	26.04	50.28	74.00	-23.72	peak

Test Mode:	802.11n HT20	Frequency(MHz):	5700
Polarity:	Horizontal	Test Voltage:	DC 48 V



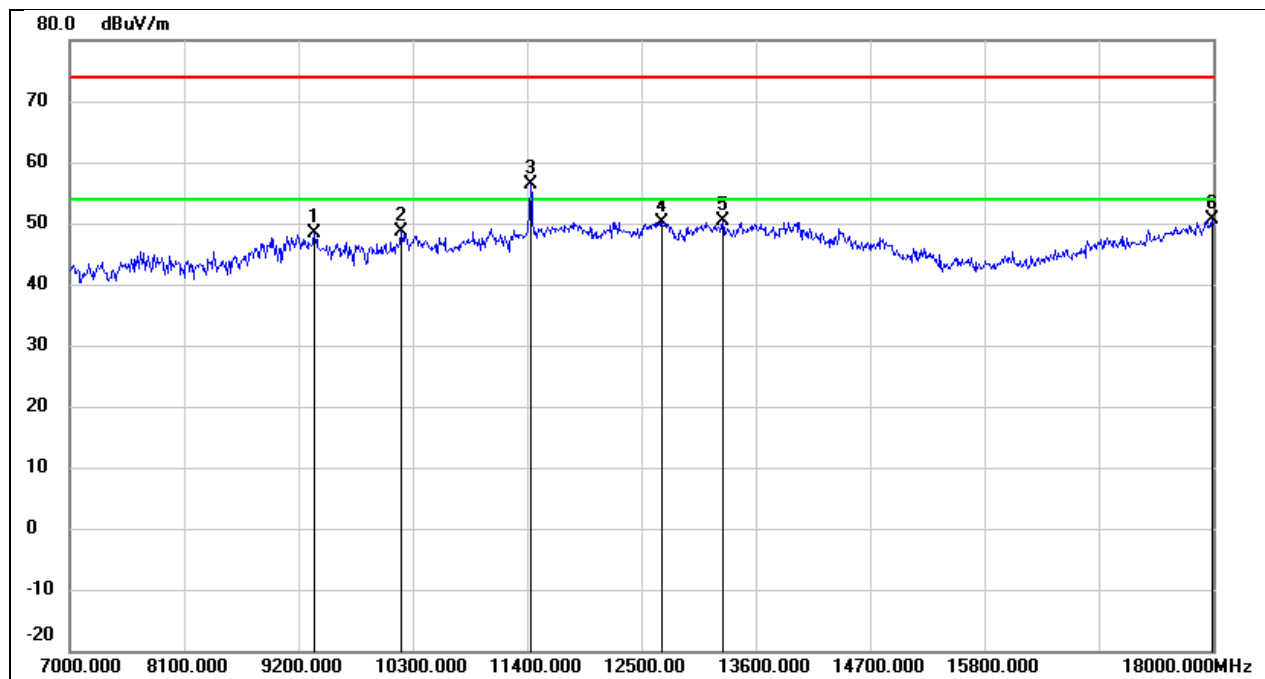
No.	Frequency (MHz)	Reading (dBuV)	Correct (dB/m)	Result (dBuV/m)	Limit (dBuV/m)	Margin (dB)	Remark
1	9255.000	37.50	10.51	48.01	74.00	-25.99	peak
2	10091.000	36.33	11.97	48.30	74.00	-25.70	peak
3	11048.000	34.95	14.91	49.86	74.00	-24.14	peak
4	12698.000	32.02	18.08	50.10	74.00	-23.90	peak
5	13919.000	28.98	21.68	50.66	74.00	-23.34	peak
6	18000.000	23.97	26.12	50.09	74.00	-23.91	peak

Test Mode:	802.11n HT20	Frequency(MHz):	5700
Polarity:	Vertical	Test Voltage:	DC 48 V



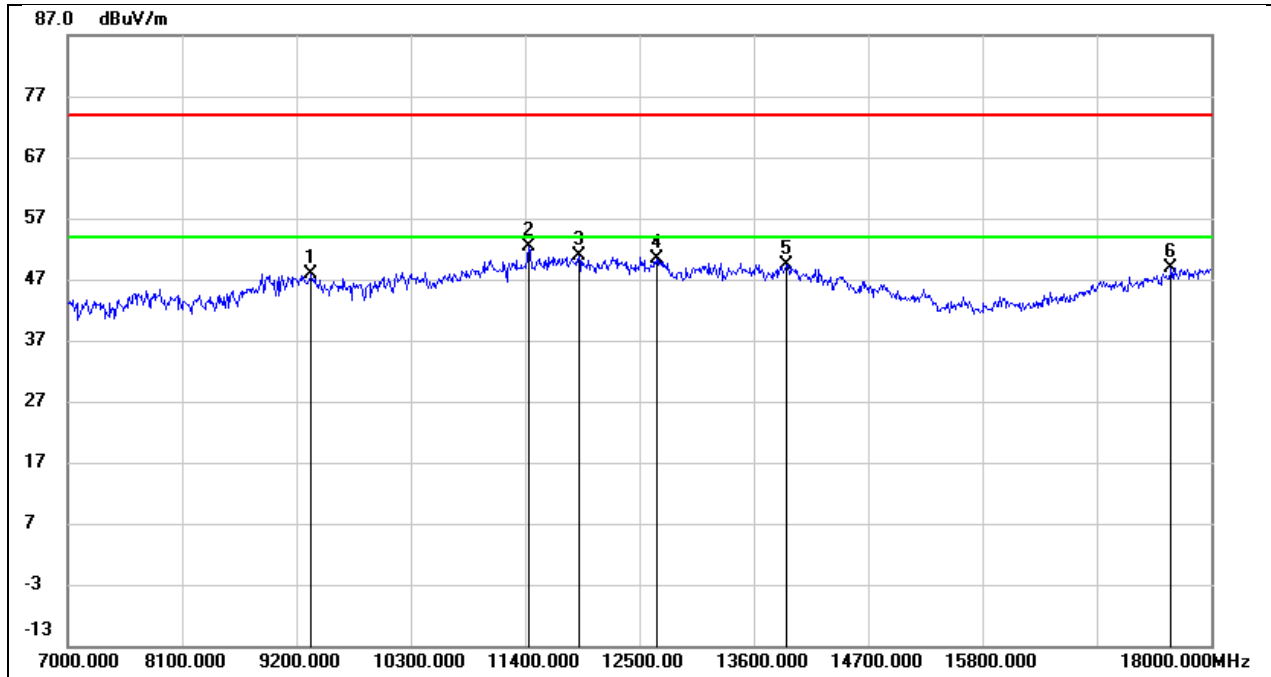
No.	Frequency (MHz)	Reading (dBuV)	Correct (dB/m)	Result (dBuV/m)	Limit (dBuV/m)	Margin (dB)	Remark
1	7759.000	38.52	6.64	45.16	74.00	-28.84	peak
2	9222.000	38.01	10.48	48.49	74.00	-25.51	peak
3	10916.000	35.42	14.39	49.81	74.00	-24.19	peak
4	12225.000	32.31	17.75	50.06	74.00	-23.94	peak
5	13875.000	29.41	21.57	50.98	74.00	-23.02	peak
6	17945.000	24.70	25.75	50.45	74.00	-23.55	peak

Test Mode:	802.11n HT20	Frequency(MHz):	5720
Polarity:	Horizontal	Test Voltage:	DC 48 V



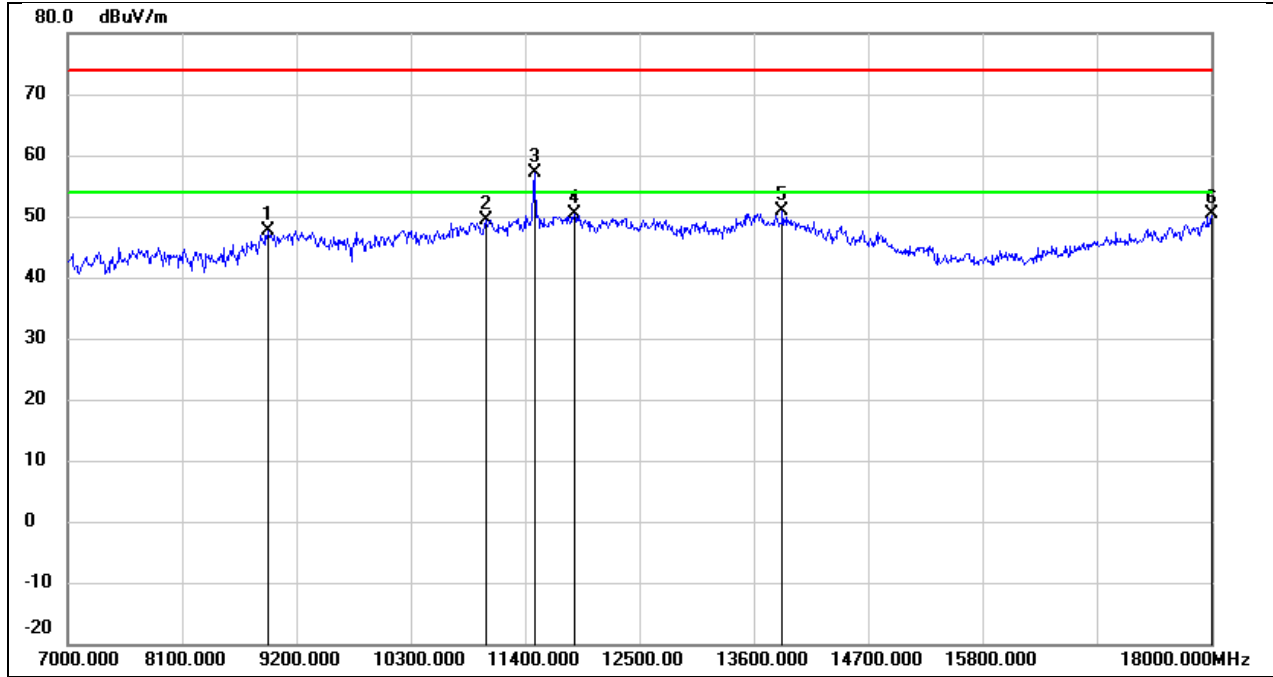
No.	Frequency (MHz)	Reading (dBuV)	Correct (dB/m)	Result (dBuV/m)	Limit (dBuV/m)	Margin (dB)	Remark
1	9354.000	37.74	10.56	48.30	74.00	-25.70	peak
2	10190.000	36.57	12.18	48.75	74.00	-25.25	peak
3	11433.000	39.97	16.50	56.47	74.00	-17.53	peak
4	12698.000	32.16	18.08	50.24	74.00	-23.76	peak
5	13281.000	30.65	19.68	50.33	74.00	-23.67	peak
6	17989.000	24.47	26.04	50.51	74.00	-23.49	peak

Test Mode:	802.11n HT20	Frequency(MHz):	5720
Polarity:	Vertical	Test Voltage:	DC 48 V



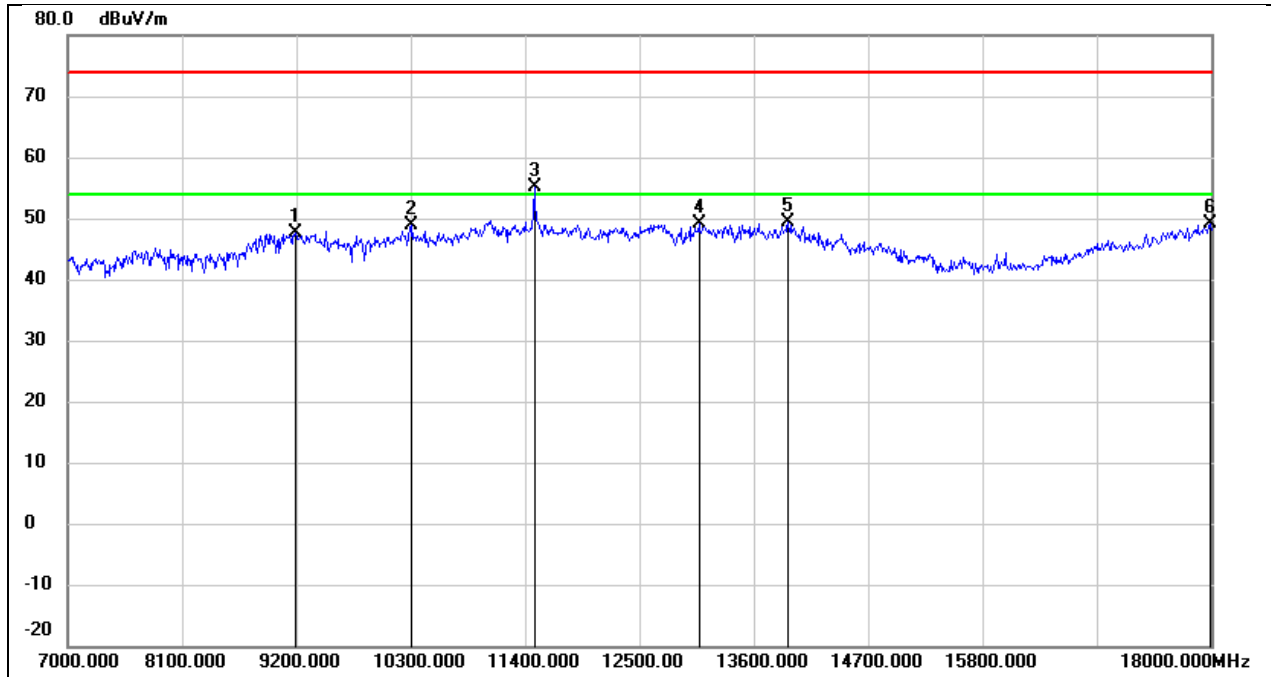
No.	Frequency (MHz)	Reading (dBuV)	Correct (dB/m)	Result (dBuV/m)	Limit (dBuV/m)	Margin (dB)	Remark
1	9343.000	37.41	10.55	47.96	74.00	-26.04	peak
2	11433.000	35.82	16.50	52.32	74.00	-21.68	peak
3	11917.000	33.36	17.54	50.90	74.00	-23.10	peak
4	12665.000	32.35	18.04	50.39	74.00	-23.61	peak
5	13919.000	27.79	21.68	49.47	74.00	-24.53	peak
6	17615.000	25.42	23.49	48.91	74.00	-25.09	peak

Test Mode:	802.11n HT20	Frequency(MHz):	5745
Polarity:	Horizontal	Test Voltage:	DC 48 V



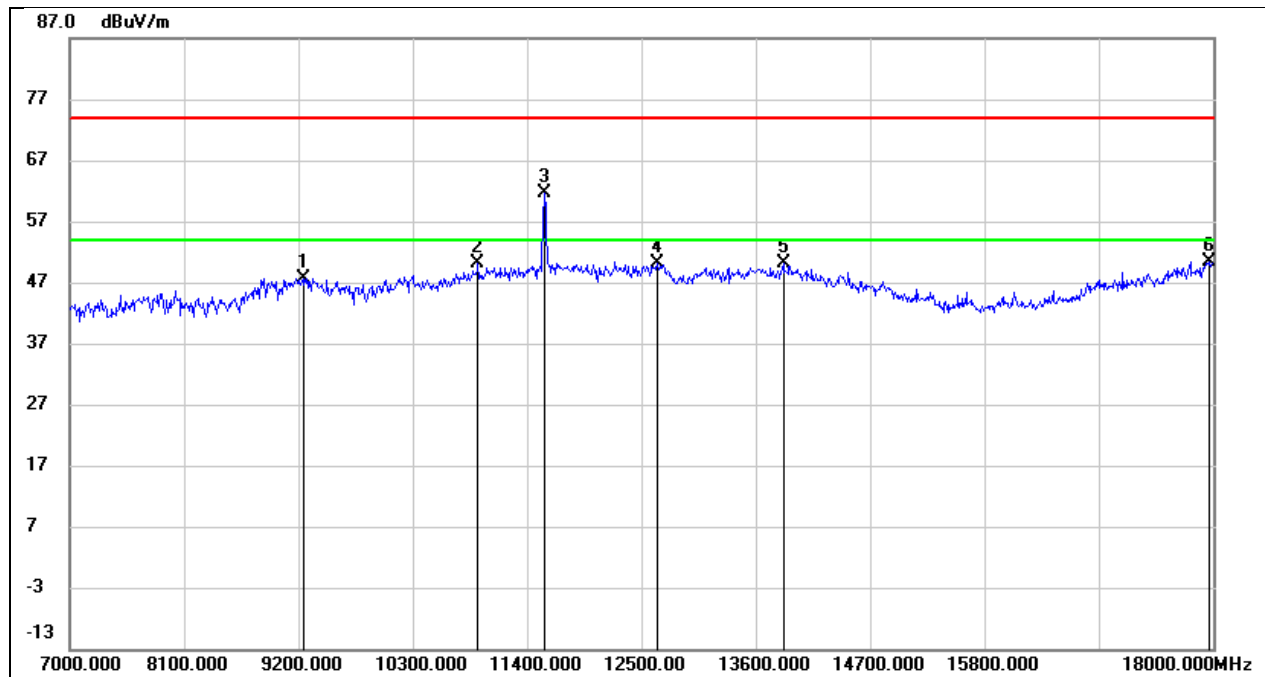
No.	Frequency (MHz)	Reading (dBuV)	Correct (dB/m)	Result (dBuV/m)	Limit (dBuV/m)	Margin (dB)	Remark
1	8925.000	37.89	9.82	47.71	74.00	-26.29	peak
2	11026.000	34.64	14.82	49.46	74.00	-24.54	peak
3	11488.000	40.36	16.72	57.08	74.00	-16.92	peak
4	11873.000	33.02	17.46	50.48	74.00	-23.52	peak
5	13875.000	29.29	21.57	50.86	74.00	-23.14	peak
6	18000.000	24.23	26.12	50.35	74.00	-23.65	peak

Test Mode:	802.11n HT20	Frequency(MHz):	5745
Polarity:	Vertical	Test Voltage:	DC 48 V



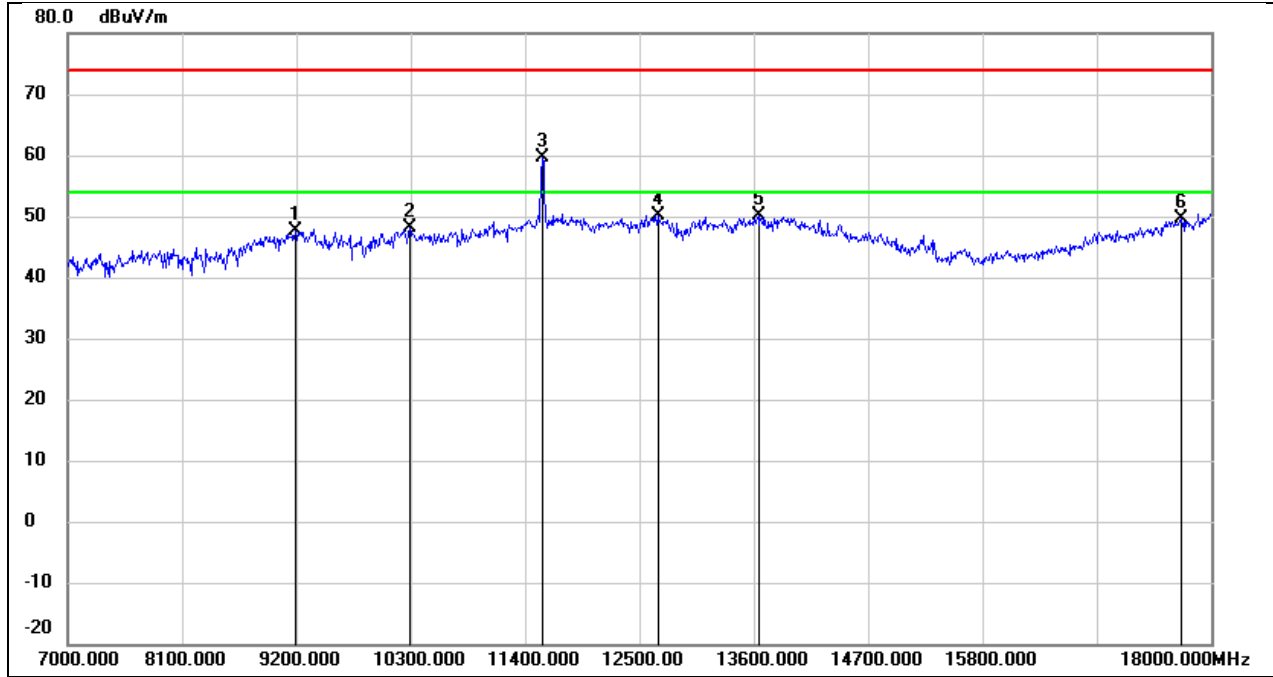
No.	Frequency (MHz)	Reading (dBuV)	Correct (dB/m)	Result (dBuV/m)	Limit (dBuV/m)	Margin (dB)	Remark
1	9189.000	37.23	10.46	47.69	74.00	-26.31	peak
2	10311.000	36.35	12.42	48.77	74.00	-25.23	peak
3	11488.000	38.52	16.72	55.24	74.00	-18.76	peak
4	13072.000	30.44	18.77	49.21	74.00	-24.79	peak
5	13930.000	27.76	21.71	49.47	74.00	-24.53	peak
6	17989.000	23.18	26.04	49.22	74.00	-24.78	peak

Test Mode:	802.11n HT20	Frequency(MHz):	5785
Polarity:	Horizontal	Test Voltage:	DC 48 V



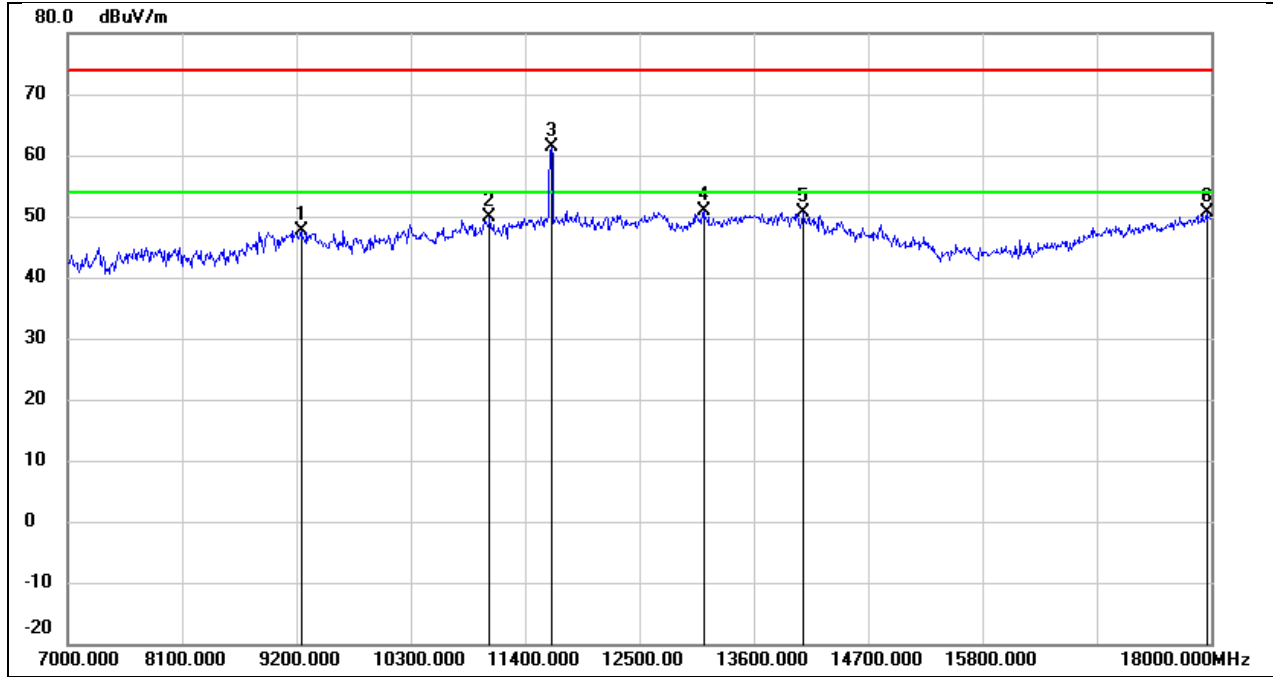
No.	Frequency (MHz)	Reading (dBuV)	Correct (dB/m)	Result (dBuV/m)	Limit (dBuV/m)	Margin (dB)	Remark
1	9255.000	37.15	10.51	47.66	74.00	-26.34	peak
2	10927.000	35.79	14.45	50.24	74.00	-23.76	peak
3	11565.000	44.79	16.89	61.68	74.00	-12.32	peak
4	12654.000	32.07	18.01	50.08	74.00	-23.92	peak
5	13864.000	28.63	21.53	50.16	74.00	-23.84	peak
6	17956.000	24.64	25.82	50.46	74.00	-23.54	peak

Test Mode:	802.11n HT20	Frequency(MHz):	5785
Polarity:	Vertical	Test Voltage:	DC 48 V



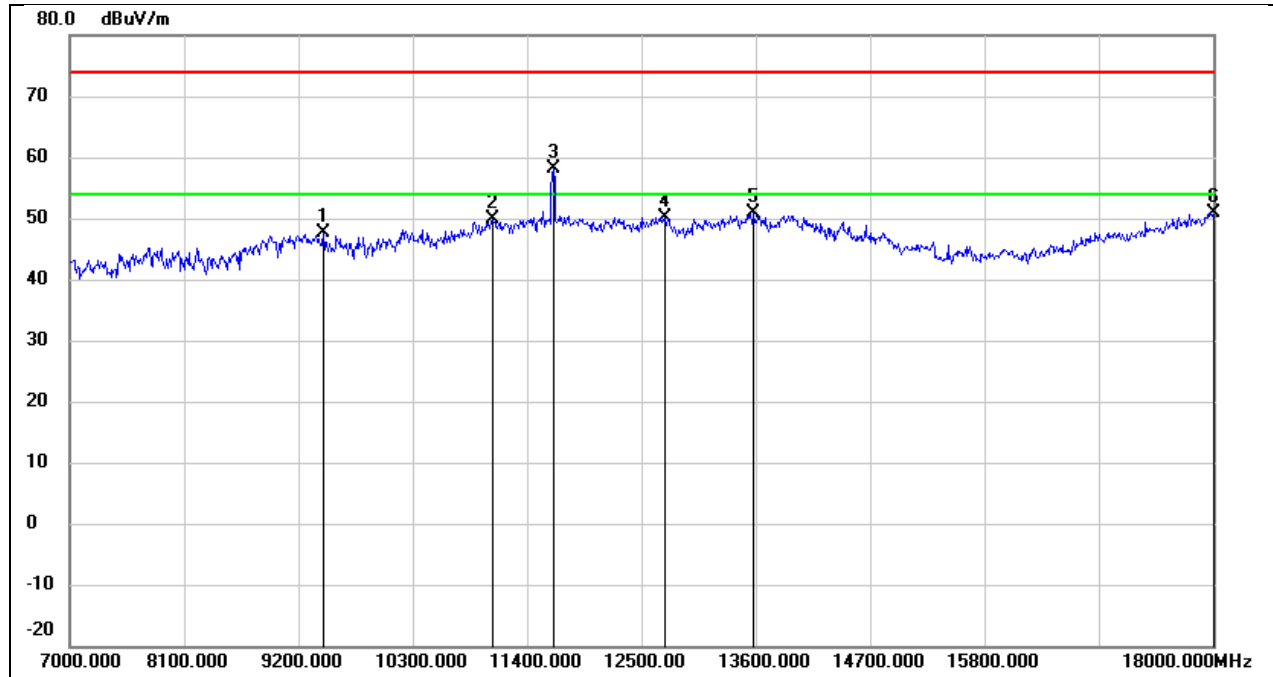
No.	Frequency (MHz)	Reading (dBuV)	Correct (dB/m)	Result (dBuV/m)	Limit (dBuV/m)	Margin (dB)	Remark
1	9189.000	37.23	10.46	47.69	74.00	-26.31	peak
2	10289.000	35.85	12.38	48.23	74.00	-25.77	peak
3	11565.000	42.82	16.89	59.71	74.00	-14.29	peak
4	12676.000	32.08	18.05	50.13	74.00	-23.87	peak
5	13644.000	29.12	20.99	50.11	74.00	-23.89	peak
6	17714.000	25.42	24.16	49.58	74.00	-24.42	peak

Test Mode:	802.11n HT20	Frequency(MHz):	5825
Polarity:	Horizontal	Test Voltage:	DC 48 V



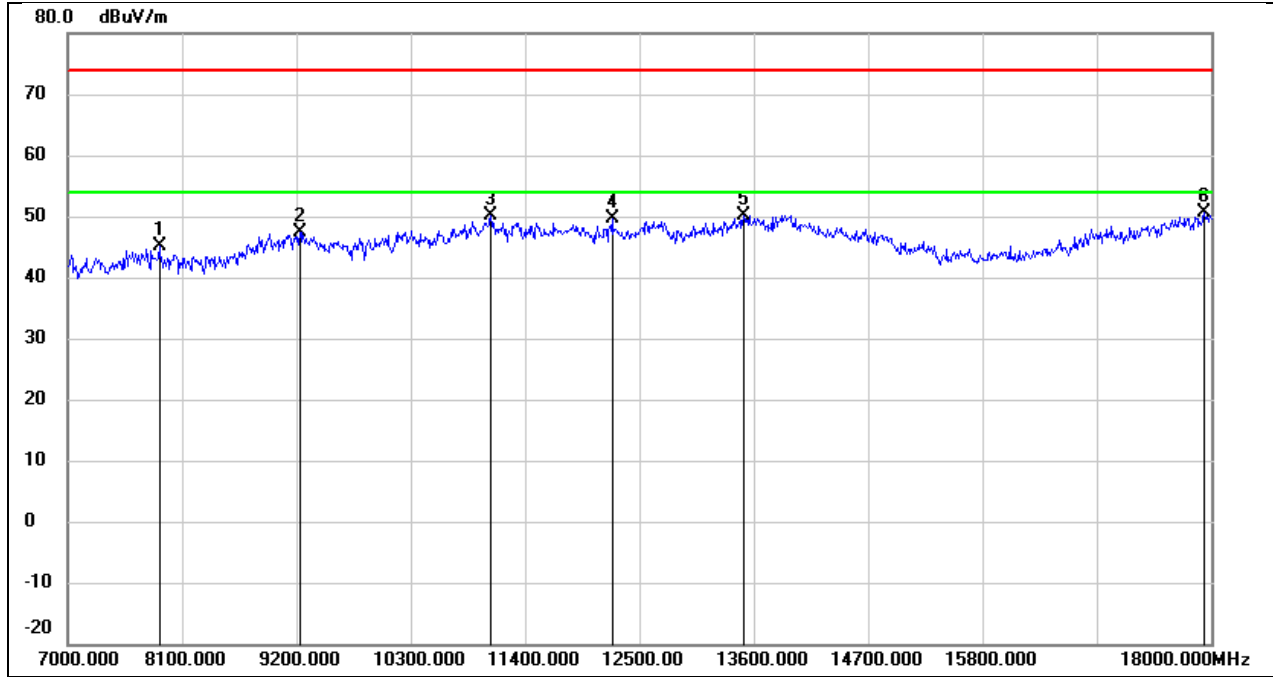
No.	Frequency (MHz)	Reading (dBuV)	Correct (dB/m)	Result (dBuV/m)	Limit (dBuV/m)	Margin (dB)	Remark
1	9244.000	37.26	10.49	47.75	74.00	-26.25	peak
2	11059.000	34.89	14.96	49.85	74.00	-24.15	peak
3	11653.000	44.40	17.05	61.45	74.00	-12.55	peak
4	13116.000	31.90	18.96	50.86	74.00	-23.14	peak
5	14073.000	29.11	21.57	50.68	74.00	-23.32	peak
6	17956.000	24.71	25.82	50.53	74.00	-23.47	peak

Test Mode:	802.11n HT20	Frequency(MHz):	5825
Polarity:	Vertical	Test Voltage:	DC 48 V



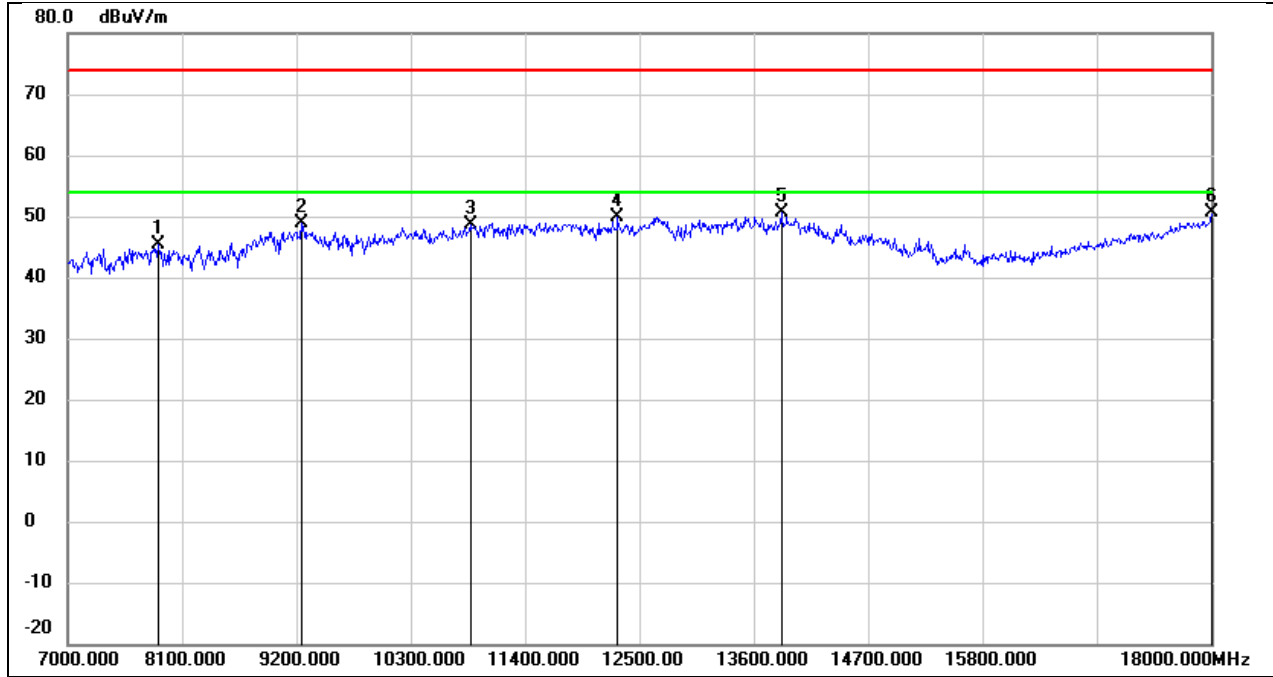
No.	Frequency (MHz)	Reading (dBuV)	Correct (dB/m)	Result (dBuV/m)	Limit (dBuV/m)	Margin (dB)	Remark
1	9442.000	36.97	10.61	47.58	74.00	-26.42	peak
2	11070.000	34.95	15.01	49.96	74.00	-24.04	peak
3	11653.000	41.01	17.05	58.06	74.00	-15.94	peak
4	12720.000	32.14	18.09	50.23	74.00	-23.77	peak
5	13578.000	30.05	20.83	50.88	74.00	-23.12	peak
6	18000.000	24.88	26.12	51.00	74.00	-23.00	peak

Test Mode:	802.11n HT40	Frequency(MHz):	5190
Polarity:	Horizontal	Test Voltage:	DC 48 V



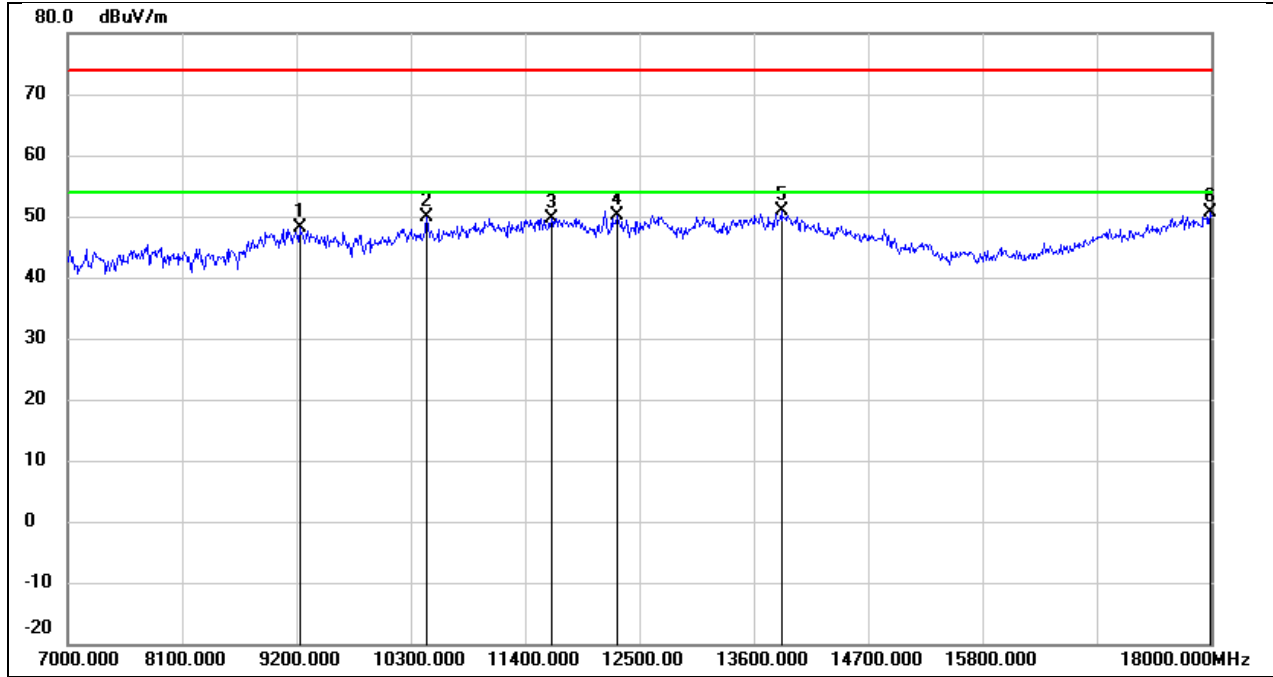
No.	Frequency (MHz)	Reading (dBuV)	Correct (dB/m)	Result (dBuV/m)	Limit (dBuV/m)	Margin (dB)	Remark
1	7880.000	38.67	6.54	45.21	74.00	-28.79	peak
2	9233.000	36.93	10.48	47.41	74.00	-26.59	peak
3	11070.000	35.01	15.01	50.02	74.00	-23.98	peak
4	12236.000	31.99	17.76	49.75	74.00	-24.25	peak
5	13501.000	29.51	20.64	50.15	74.00	-23.85	peak
6	17934.000	24.94	25.67	50.61	74.00	-23.39	peak

Test Mode:	802.11n HT40	Frequency(MHz):	5190
Polarity:	Vertical	Test Voltage:	DC 48 V



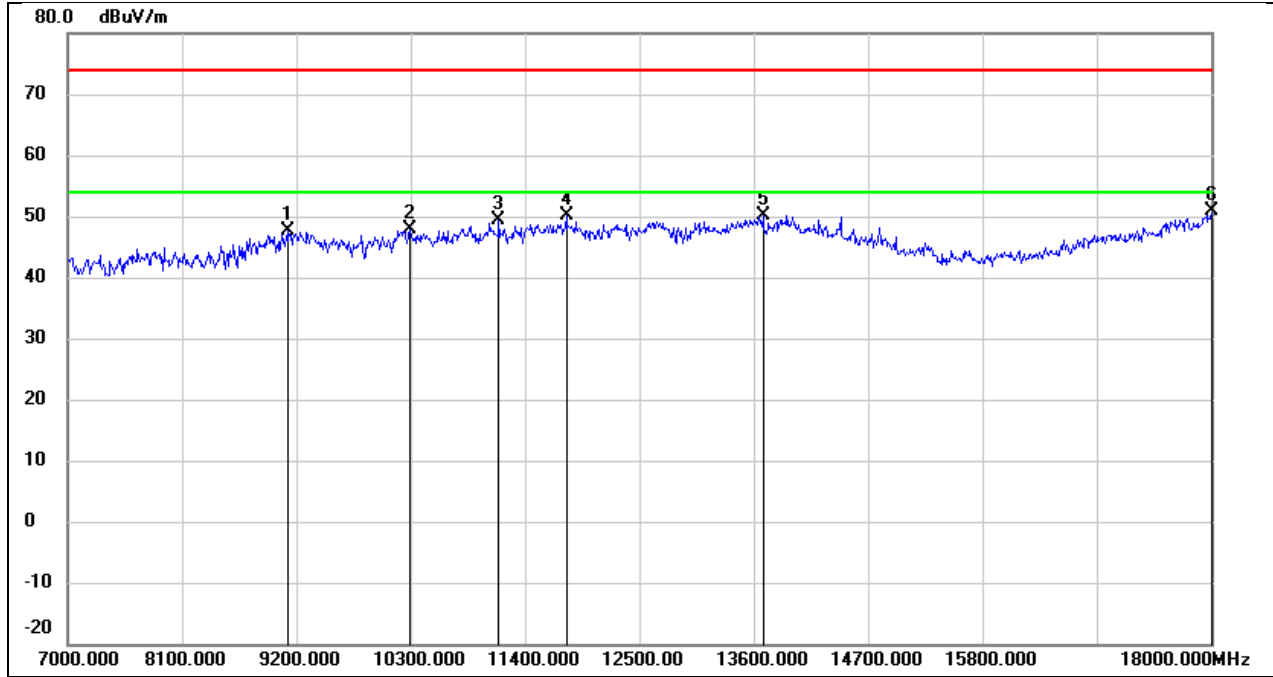
No.	Frequency (MHz)	Reading (dBuV)	Correct (dB/m)	Result (dBuV/m)	Limit (dBuV/m)	Margin (dB)	Remark
1	7869.000	38.77	6.54	45.31	74.00	-28.69	peak
2	9244.000	38.37	10.49	48.86	74.00	-25.14	peak
3	10872.000	34.43	14.23	48.66	74.00	-25.34	peak
4	12291.000	32.13	17.78	49.91	74.00	-24.09	peak
5	13864.000	28.99	21.53	50.52	74.00	-23.48	peak
6	18000.000	24.47	26.12	50.59	74.00	-23.41	peak

Test Mode:	802.11n HT40	Frequency(MHz):	5230
Polarity:	Horizontal	Test Voltage:	DC 48 V



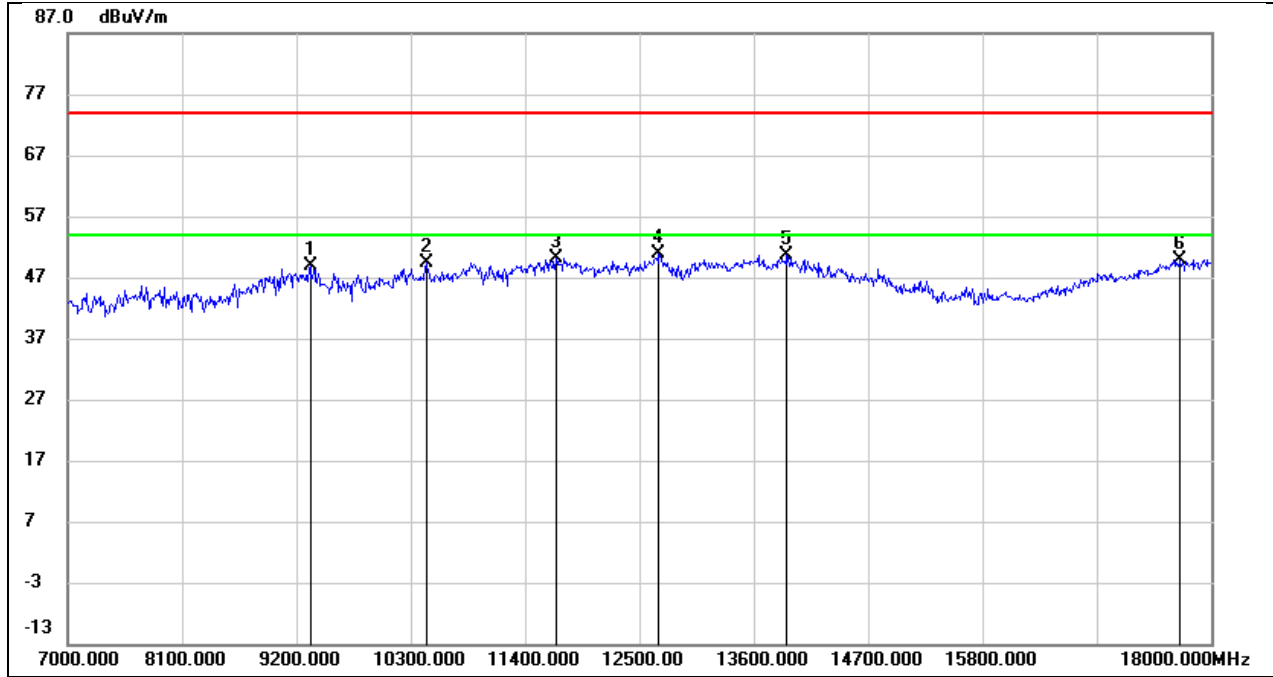
No.	Frequency (MHz)	Reading (dBuV)	Correct (dB/m)	Result (dBuV/m)	Limit (dBuV/m)	Margin (dB)	Remark
1	9233.000	37.53	10.48	48.01	74.00	-25.99	peak
2	10454.000	37.06	12.73	49.79	74.00	-24.21	peak
3	11653.000	32.59	17.05	49.64	74.00	-24.36	peak
4	12280.000	32.30	17.77	50.07	74.00	-23.93	peak
5	13864.000	29.26	21.53	50.79	74.00	-23.21	peak
6	17989.000	24.48	26.04	50.52	74.00	-23.48	peak

Test Mode:	802.11n HT40	Frequency(MHz):	5230
Polarity:	Vertical	Test Voltage:	DC 48 V



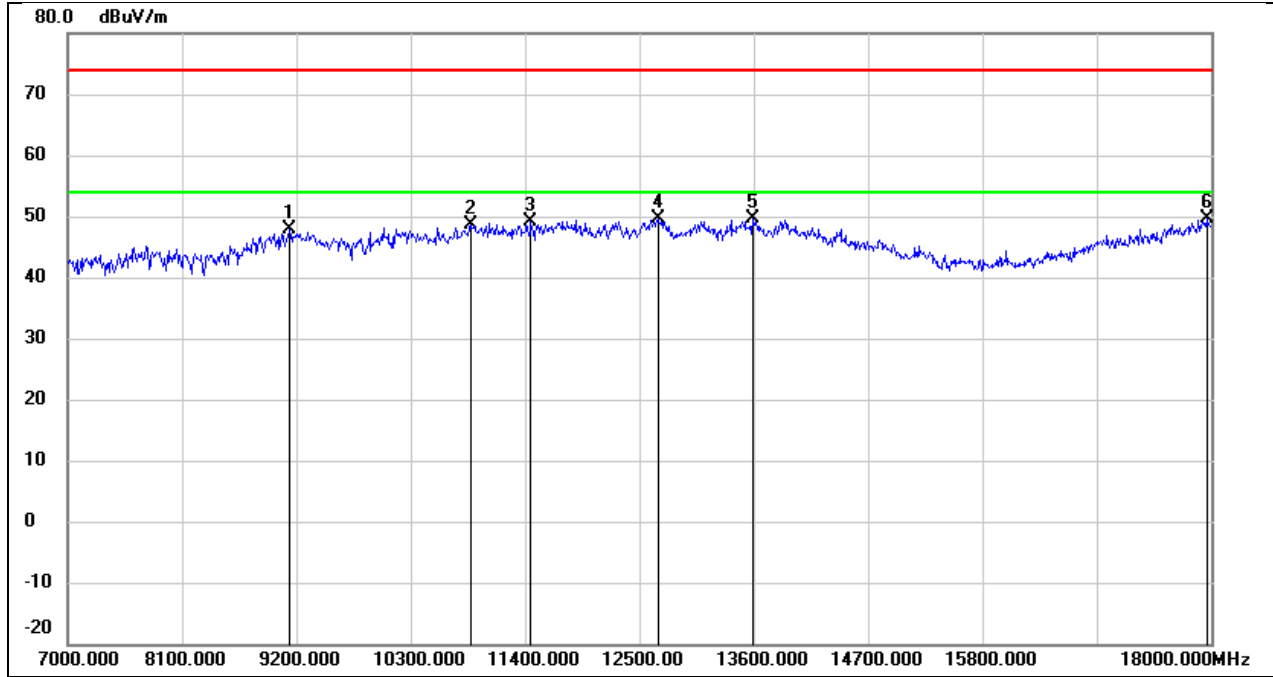
No.	Frequency (MHz)	Reading (dBuV)	Correct (dB/m)	Result (dBuV/m)	Limit (dBuV/m)	Margin (dB)	Remark
1	9123.000	37.17	10.42	47.59	74.00	-26.41	peak
2	10289.000	35.60	12.38	47.98	74.00	-26.02	peak
3	11147.000	33.94	15.32	49.26	74.00	-24.74	peak
4	11796.000	32.75	17.32	50.07	74.00	-23.93	peak
5	13688.000	29.02	21.10	50.12	74.00	-23.88	peak
6	18000.000	24.72	26.12	50.84	74.00	-23.16	peak

Test Mode:	802.11n HT40	Frequency(MHz):	5270
Polarity:	Horizontal	Test Voltage:	DC 48 V



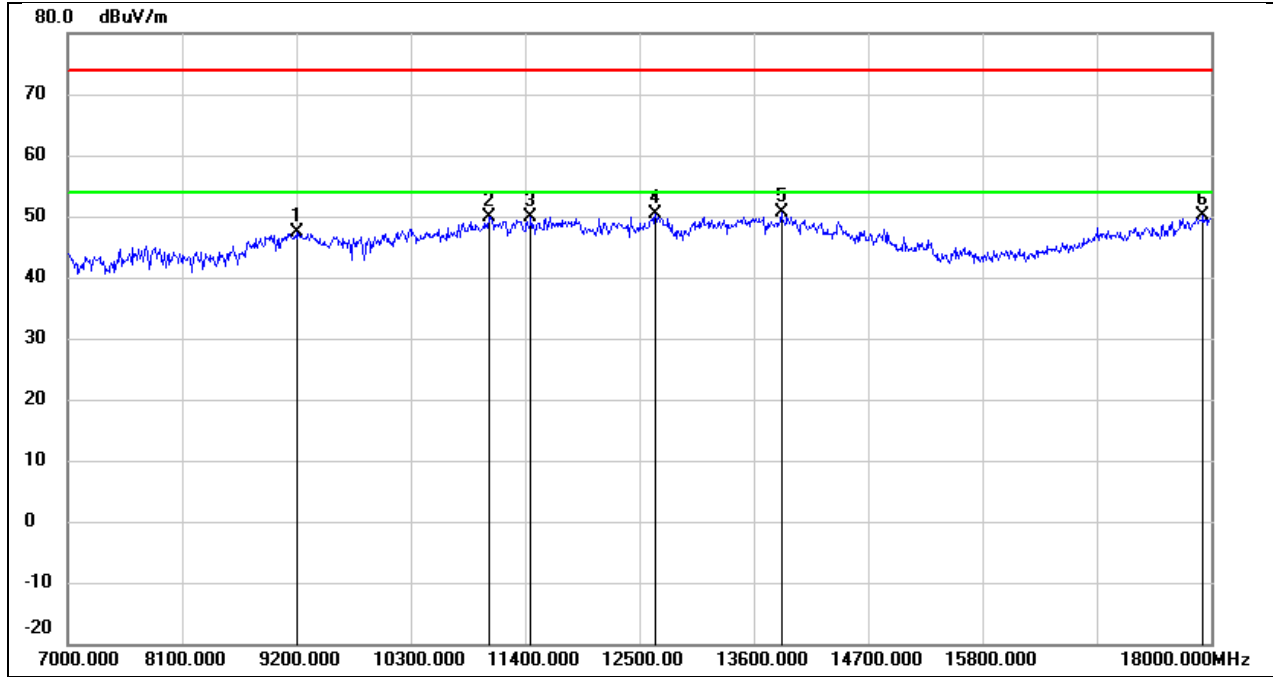
No.	Frequency (MHz)	Reading (dBuV)	Correct (dB/m)	Result (dBuV/m)	Limit (dBuV/m)	Margin (dB)	Remark
1	9332.000	38.32	10.54	48.86	74.00	-25.14	peak
2	10454.000	36.66	12.73	49.39	74.00	-24.61	peak
3	11697.000	32.96	17.13	50.09	74.00	-23.91	peak
4	12687.000	32.76	18.05	50.81	74.00	-23.19	peak
5	13919.000	28.99	21.68	50.67	74.00	-23.33	peak
6	17703.000	25.82	24.09	49.91	74.00	-24.09	peak

Test Mode:	802.11n HT40	Frequency(MHz):	5270
Polarity:	Vertical	Test Voltage:	DC 48 V



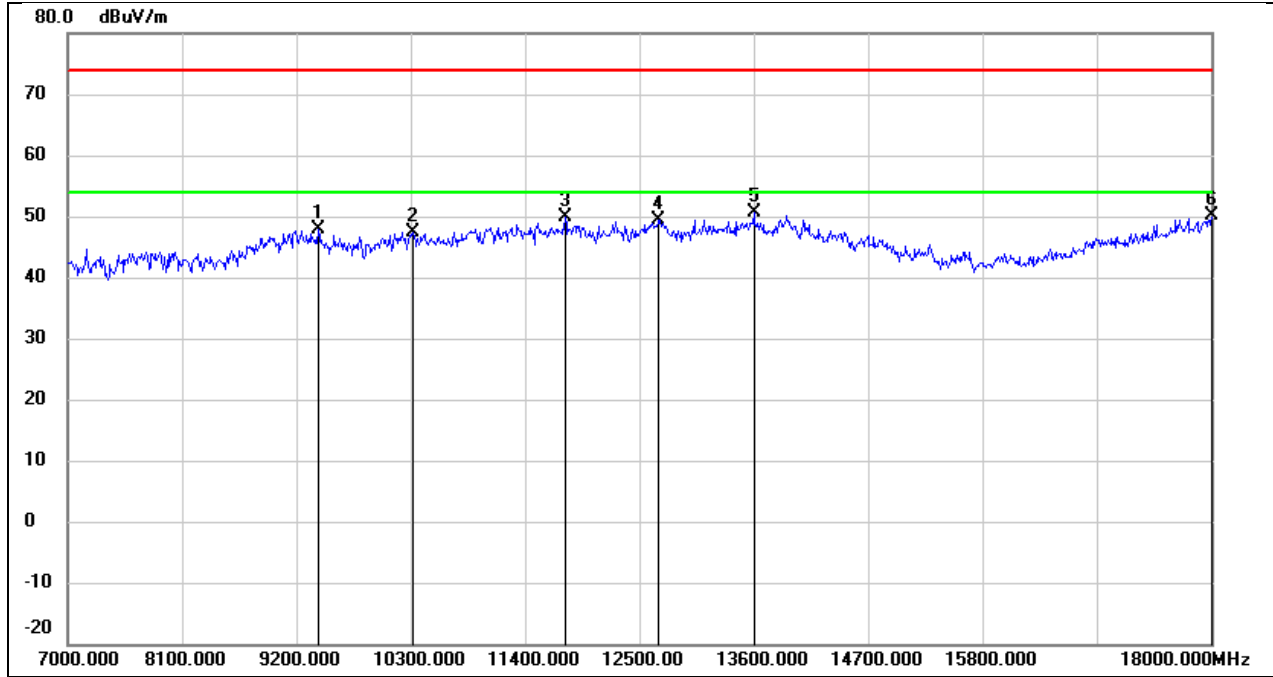
No.	Frequency (MHz)	Reading (dBuV)	Correct (dB/m)	Result (dBuV/m)	Limit (dBuV/m)	Margin (dB)	Remark
1	9134.000	37.49	10.41	47.90	74.00	-26.10	peak
2	10872.000	34.43	14.23	48.66	74.00	-25.34	peak
3	11455.000	32.48	16.58	49.06	74.00	-24.94	peak
4	12676.000	31.53	18.05	49.58	74.00	-24.42	peak
5	13589.000	28.71	20.86	49.57	74.00	-24.43	peak
6	17956.000	23.74	25.82	49.56	74.00	-24.44	peak

Test Mode:	802.11n HT40	Frequency(MHz):	5310
Polarity:	Horizontal	Test Voltage:	DC 48 V



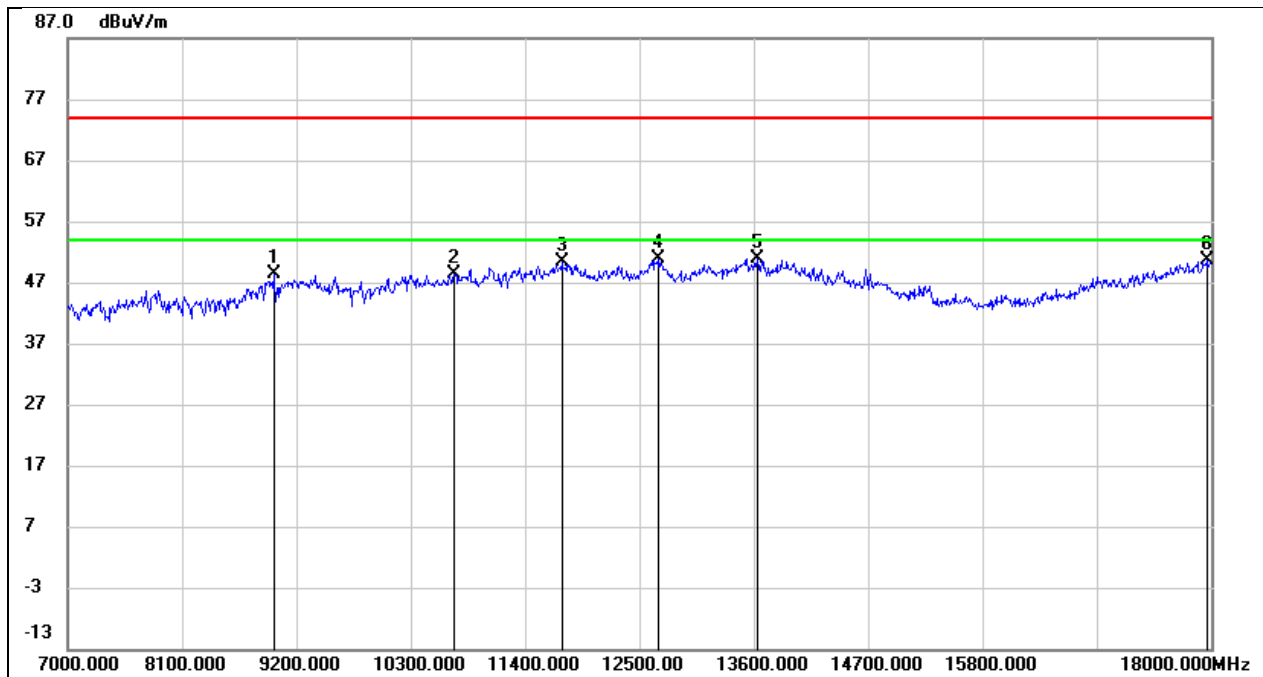
No.	Frequency (MHz)	Reading (dBuV)	Correct (dB/m)	Result (dBuV/m)	Limit (dBuV/m)	Margin (dB)	Remark
1	9211.000	36.89	10.47	47.36	74.00	-26.64	peak
2	11048.000	34.91	14.91	49.82	74.00	-24.18	peak
3	11455.000	33.37	16.58	49.95	74.00	-24.05	peak
4	12654.000	32.34	18.01	50.35	74.00	-23.65	peak
5	13864.000	29.01	21.53	50.54	74.00	-23.46	peak
6	17923.000	24.55	25.60	50.15	74.00	-23.85	peak

Test Mode:	802.11n HT40	Frequency(MHz):	5310
Polarity:	Vertical	Test Voltage:	DC 48 V



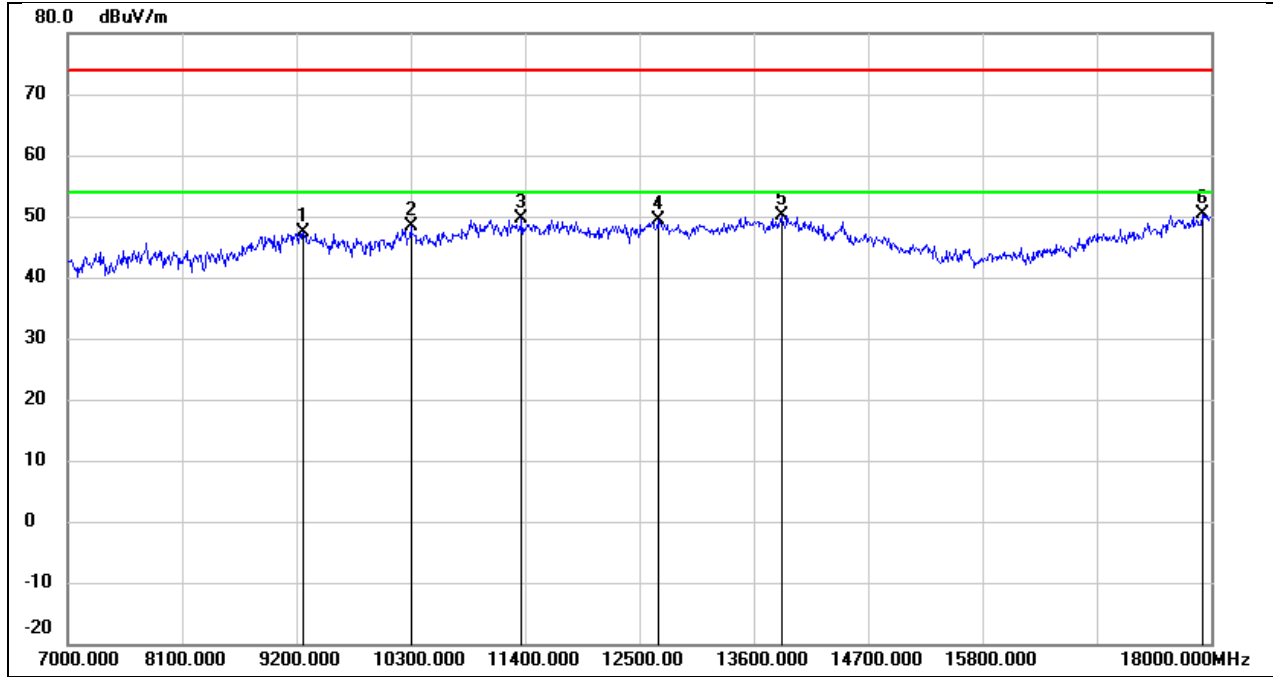
No.	Frequency (MHz)	Reading (dBuV)	Correct (dB/m)	Result (dBuV/m)	Limit (dBuV/m)	Margin (dB)	Remark
1	9409.000	37.21	10.59	47.80	74.00	-26.20	peak
2	10322.000	34.87	12.45	47.32	74.00	-26.68	peak
3	11785.000	32.58	17.30	49.88	74.00	-24.12	peak
4	12687.000	31.38	18.05	49.43	74.00	-24.57	peak
5	13600.000	29.64	20.89	50.53	74.00	-23.47	peak
6	18000.000	23.94	26.12	50.06	74.00	-23.94	peak

Test Mode:	802.11n HT40	Frequency(MHz):	5510
Polarity:	Horizontal	Test Voltage:	DC 48 V



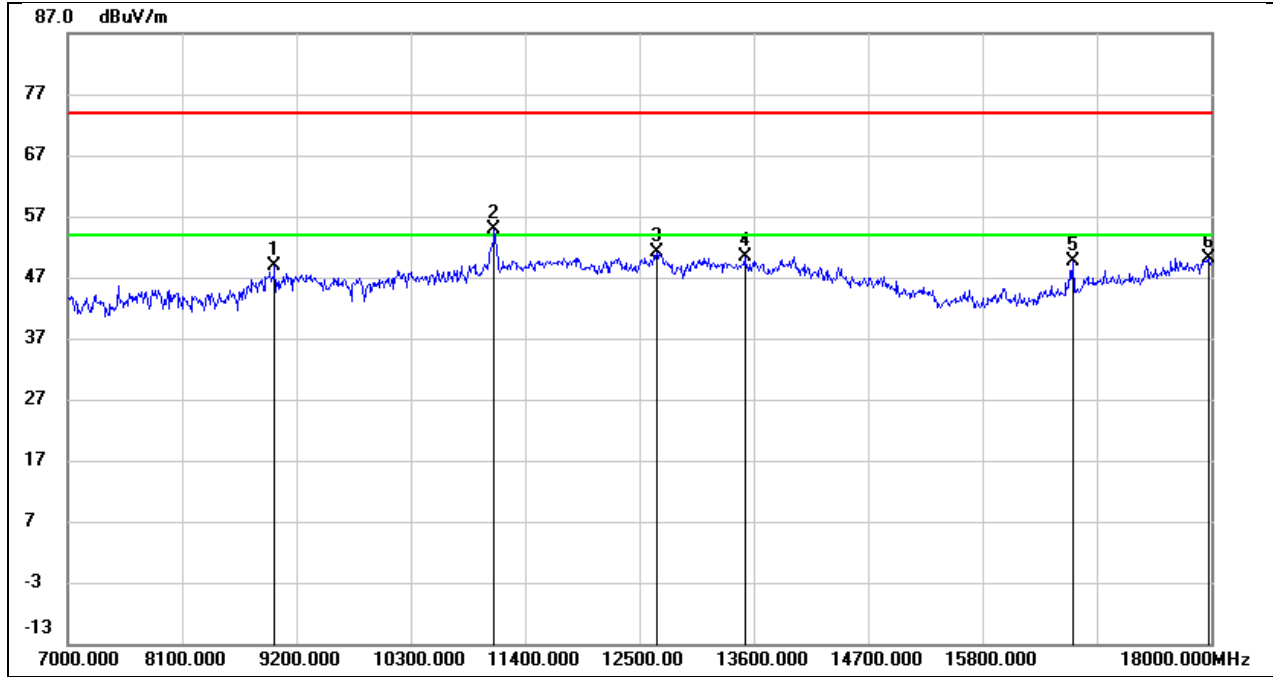
No.	Frequency (MHz)	Reading (dBuV)	Correct (dB/m)	Result (dBuV/m)	Limit (dBuV/m)	Margin (dB)	Remark
1	8980.000	38.09	10.21	48.30	74.00	-25.70	peak
2	10718.000	34.80	13.66	48.46	74.00	-25.54	peak
3	11752.000	33.19	17.24	50.43	74.00	-23.57	peak
4	12687.000	32.73	18.05	50.78	74.00	-23.22	peak
5	13633.000	29.98	20.97	50.95	74.00	-23.05	peak
6	17956.000	24.73	25.82	50.55	74.00	-23.45	peak

Test Mode:	802.11n HT40	Frequency(MHz):	5510
Polarity:	Vertical	Test Voltage:	DC 48 V



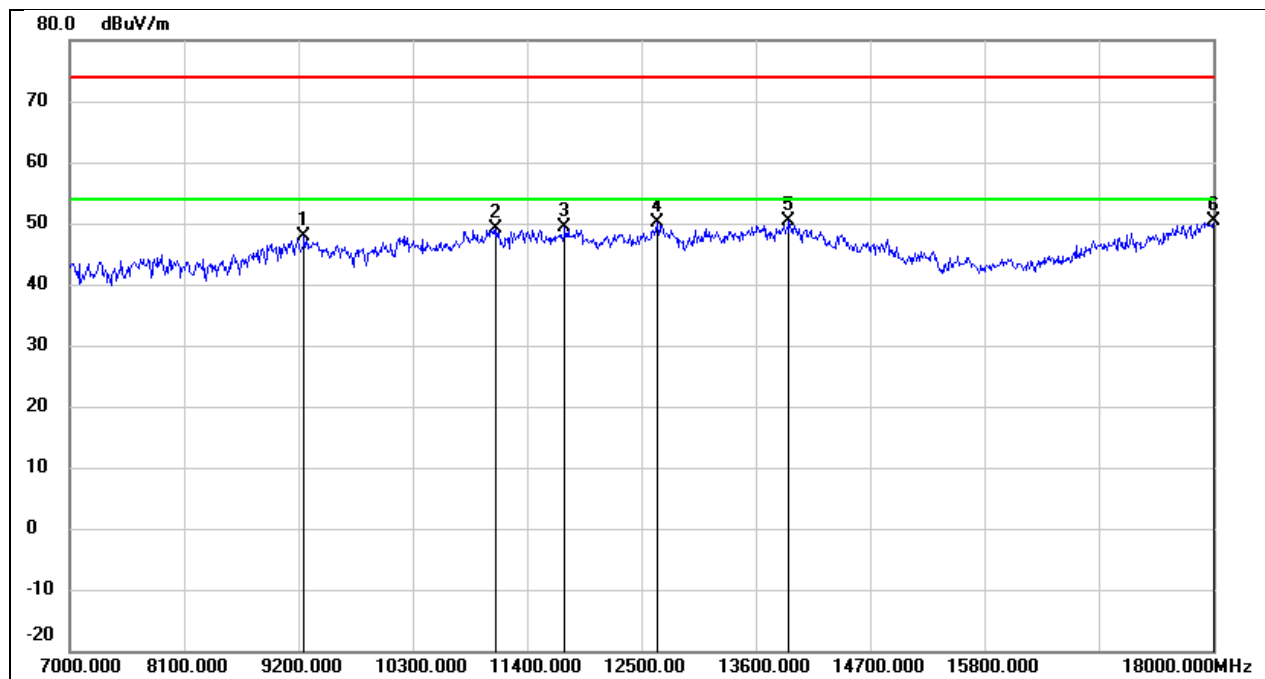
No.	Frequency (MHz)	Reading (dBuV)	Correct (dB/m)	Result (dBuV/m)	Limit (dBuV/m)	Margin (dB)	Remark
1	9266.000	36.78	10.51	47.29	74.00	-26.71	peak
2	10300.000	36.08	12.40	48.48	74.00	-25.52	peak
3	11367.000	33.51	16.22	49.73	74.00	-24.27	peak
4	12676.000	31.33	18.05	49.38	74.00	-24.62	peak
5	13864.000	28.70	21.53	50.23	74.00	-23.77	peak
6	17912.000	24.85	25.52	50.37	74.00	-23.63	peak

Test Mode:	802.11n HT40	Frequency(MHz):	5550
Polarity:	Horizontal	Test Voltage:	DC 48 V



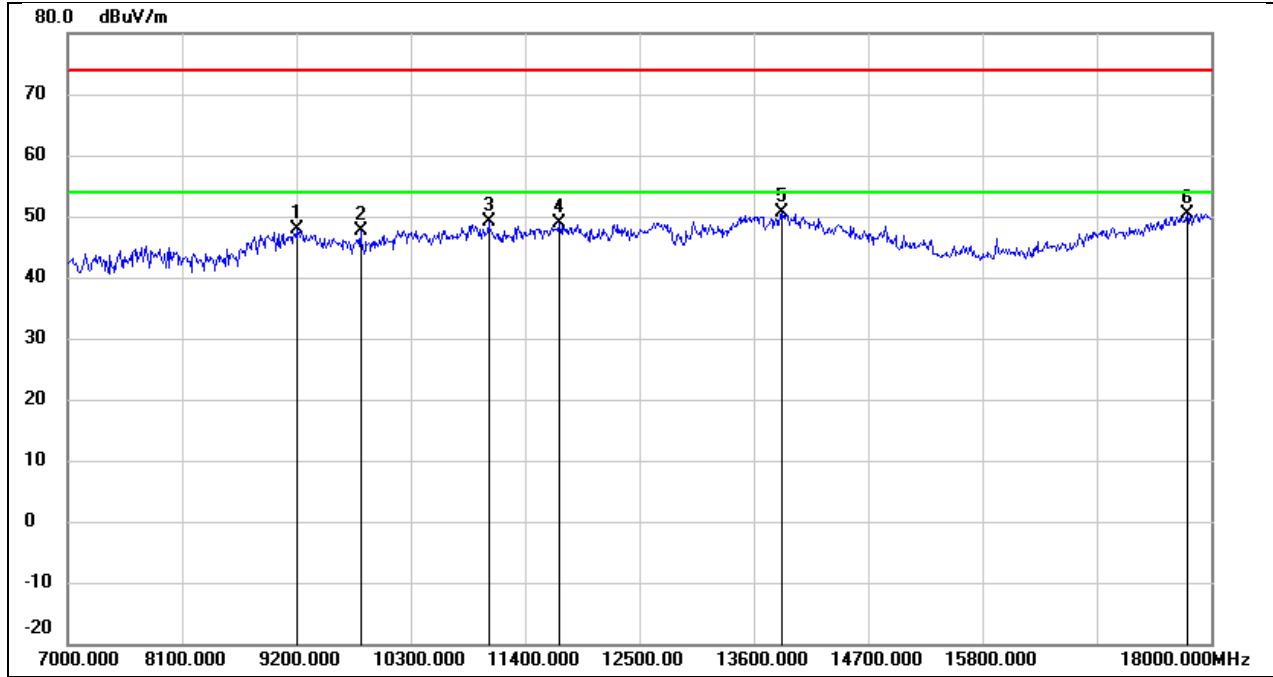
No.	Frequency (MHz)	Reading (dBuV)	Correct (dB/m)	Result (dBuV/m)	Limit (dBuV/m)	Margin (dB)	Remark
1	8991.000	38.70	10.28	48.98	74.00	-25.02	peak
2	11103.000	39.62	15.15	54.77	74.00	-19.23	peak
3	12665.000	33.00	18.04	51.04	74.00	-22.96	peak
4	13512.000	29.69	20.68	50.37	74.00	-23.63	peak
5	16669.000	30.60	19.10	49.70	74.00	-24.30	peak
6	17978.000	24.15	25.97	50.12	74.00	-23.88	peak

Test Mode:	802.11n HT40	Frequency(MHz):	5550
Polarity:	Vertical	Test Voltage:	DC 48 V



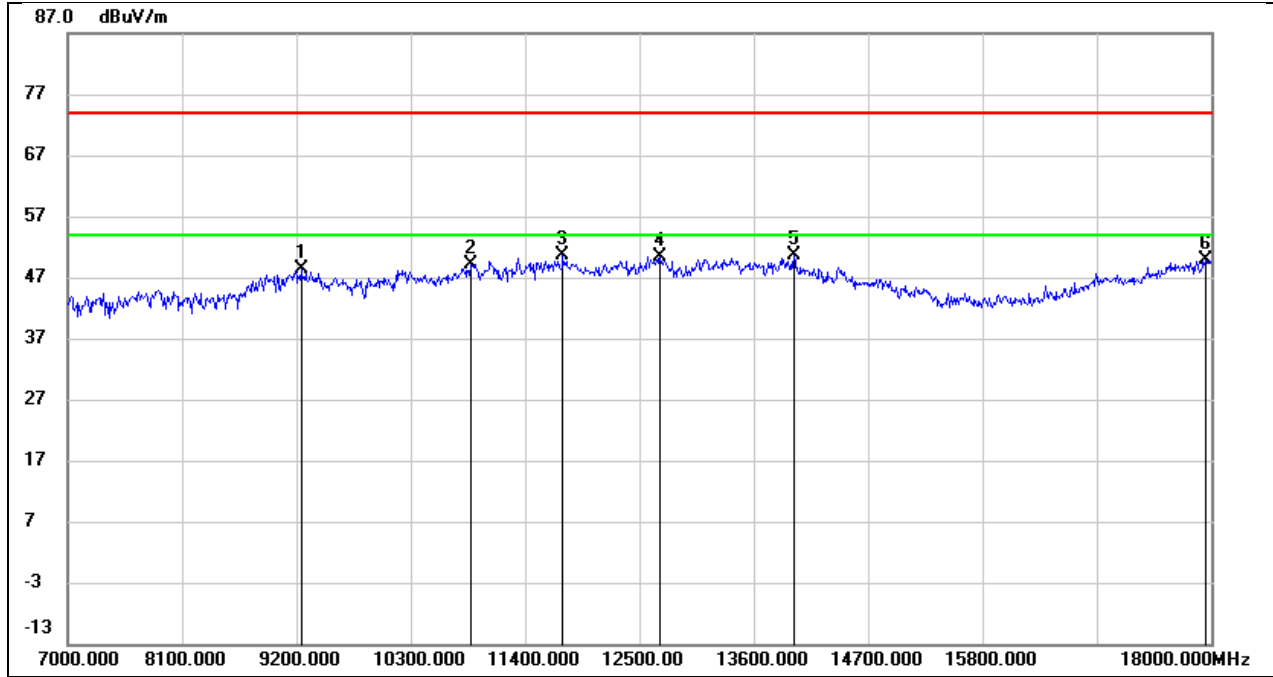
No.	Frequency (MHz)	Reading (dBuV)	Correct (dB/m)	Result (dBuV/m)	Limit (dBuV/m)	Margin (dB)	Remark
1	9255.000	37.27	10.51	47.78	74.00	-26.22	peak
2	11103.000	33.91	15.15	49.06	74.00	-24.94	peak
3	11763.000	32.00	17.26	49.26	74.00	-24.74	peak
4	12654.000	32.12	18.01	50.13	74.00	-23.87	peak
5	13919.000	28.71	21.68	50.39	74.00	-23.61	peak
6	18000.000	24.15	26.12	50.27	74.00	-23.73	peak

Test Mode:	802.11n HT40	Frequency(MHz):	5670
Polarity:	Horizontal	Test Voltage:	DC 48 V



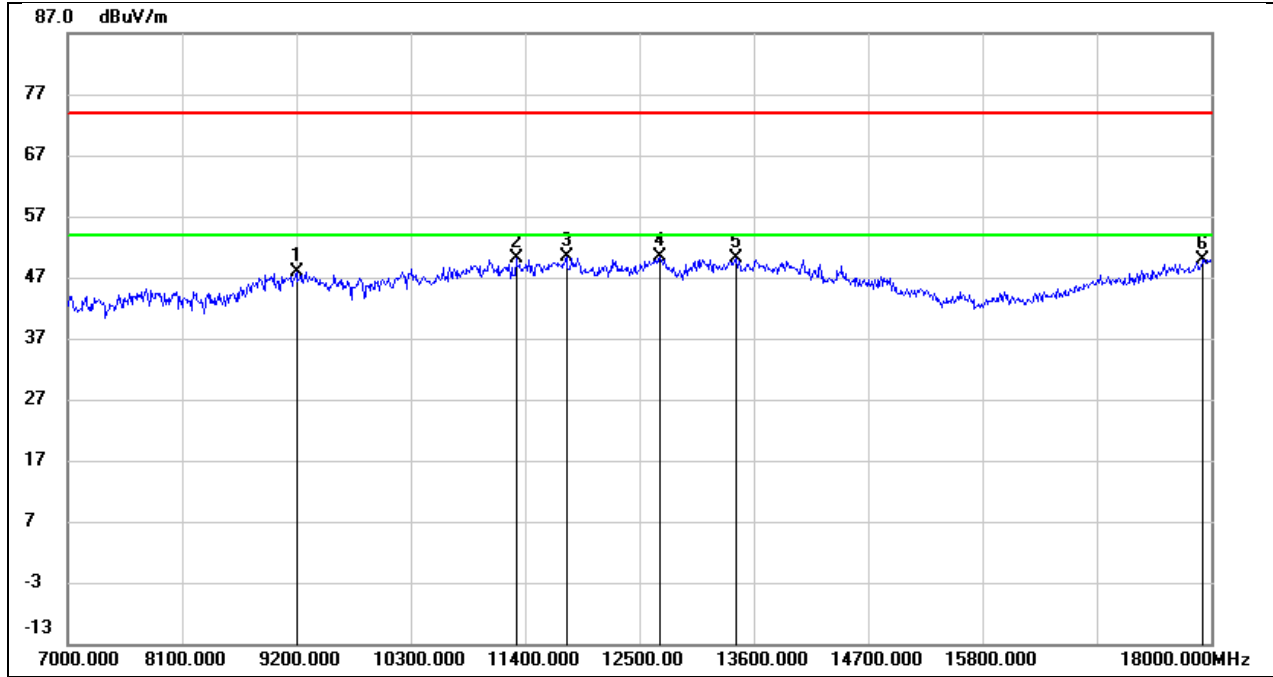
No.	Frequency (MHz)	Reading (dBuV)	Correct (dB/m)	Result (dBuV/m)	Limit (dBuV/m)	Margin (dB)	Remark
1	9200.000	37.52	10.46	47.98	74.00	-26.02	peak
2	9816.000	36.30	11.37	47.67	74.00	-26.33	peak
3	11048.000	34.19	14.91	49.10	74.00	-24.90	peak
4	11730.000	31.70	17.19	48.89	74.00	-25.11	peak
5	13864.000	29.05	21.53	50.58	74.00	-23.42	peak
6	17769.000	25.93	24.53	50.46	74.00	-23.54	peak

Test Mode:	802.11n HT40	Frequency(MHz):	5670
Polarity:	Vertical	Test Voltage:	DC 48 V



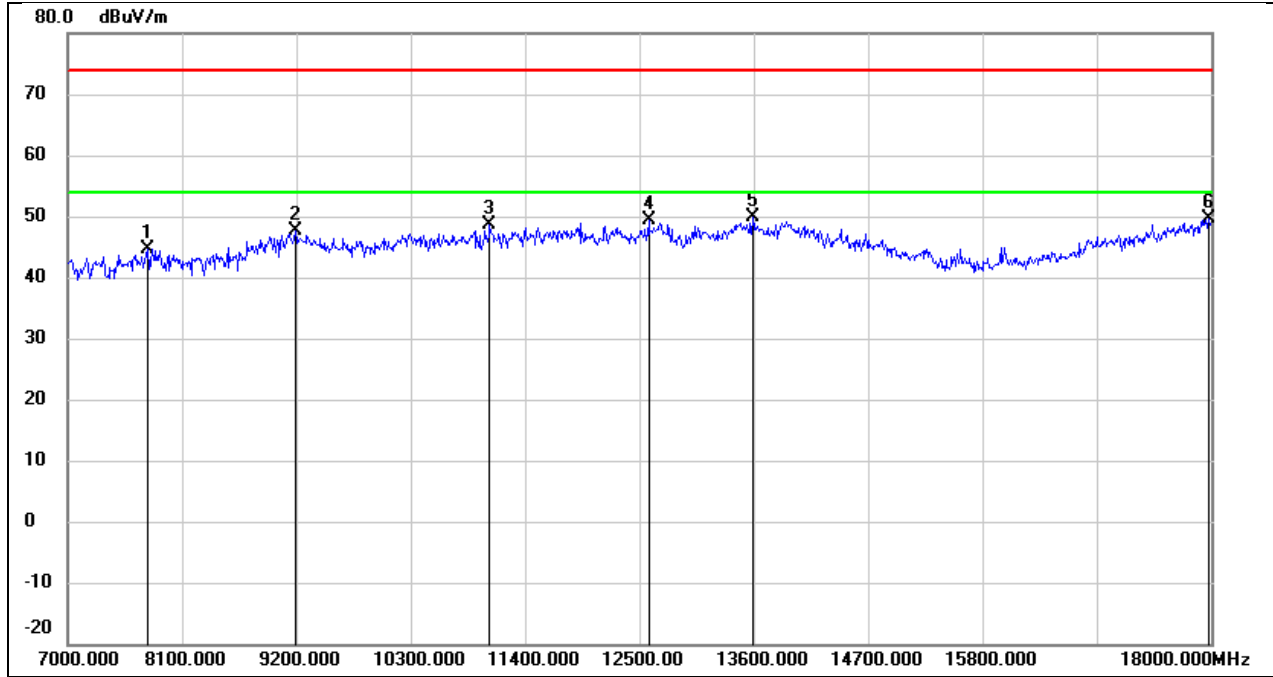
No.	Frequency (MHz)	Reading (dBuV)	Correct (dB/m)	Result (dBuV/m)	Limit (dBuV/m)	Margin (dB)	Remark
1	9244.000	37.84	10.49	48.33	74.00	-25.67	peak
2	10872.000	34.96	14.23	49.19	74.00	-24.81	peak
3	11763.000	33.33	17.26	50.59	74.00	-23.41	peak
4	12698.000	32.33	18.08	50.41	74.00	-23.59	peak
5	13985.000	28.77	21.85	50.62	74.00	-23.38	peak
6	17945.000	24.20	25.75	49.95	74.00	-24.05	peak

Test Mode:	802.11n HT40	Frequency(MHz):	5710
Polarity:	Horizontal	Test Voltage:	DC 48 V



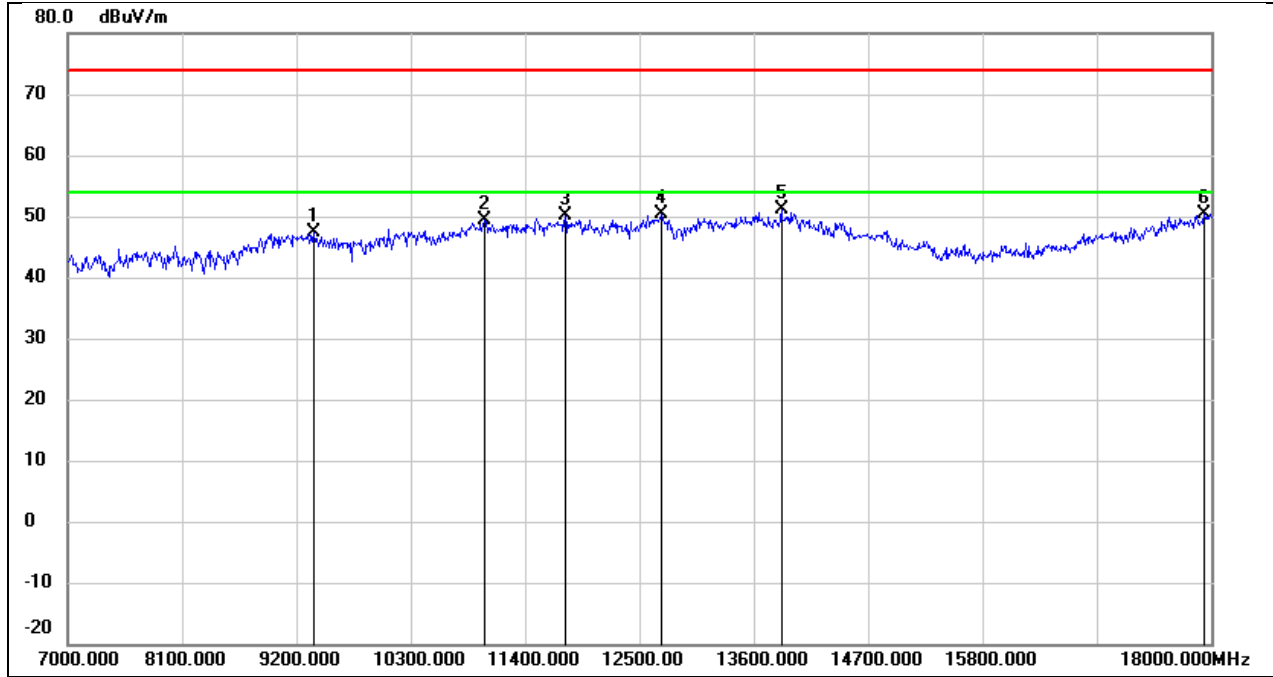
No.	Frequency (MHz)	Reading (dBuV)	Correct (dB/m)	Result (dBuV/m)	Limit (dBuV/m)	Margin (dB)	Remark
1	9200.000	37.52	10.46	47.98	74.00	-26.02	peak
2	11312.000	34.25	16.00	50.25	74.00	-23.75	peak
3	11796.000	33.12	17.32	50.44	74.00	-23.56	peak
4	12698.000	32.36	18.08	50.44	74.00	-23.56	peak
5	13435.000	29.81	20.35	50.16	74.00	-23.84	peak
6	17923.000	24.37	25.60	49.97	74.00	-24.03	peak

Test Mode:	802.11n HT40	Frequency(MHz):	5710
Polarity:	Vertical	Test Voltage:	DC 48 V



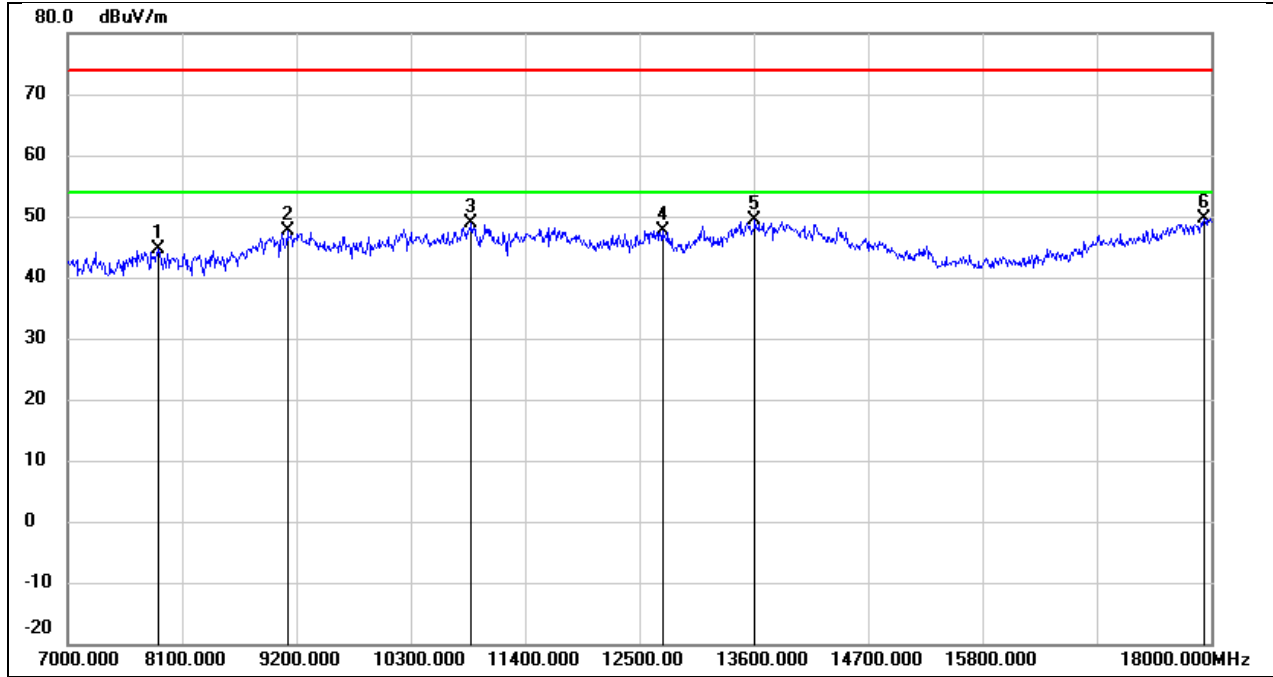
No.	Frequency (MHz)	Reading (dBuV)	Correct (dB/m)	Result (dBuV/m)	Limit (dBuV/m)	Margin (dB)	Remark
1	7770.000	38.03	6.63	44.66	74.00	-29.34	peak
2	9189.000	37.07	10.46	47.53	74.00	-26.47	peak
3	11059.000	33.63	14.96	48.59	74.00	-25.41	peak
4	12588.000	31.37	17.94	49.31	74.00	-24.69	peak
5	13589.000	28.96	20.86	49.82	74.00	-24.18	peak
6	17978.000	23.54	25.97	49.51	74.00	-24.49	peak

Test Mode:	802.11n HT40	Frequency(MHz):	5755
Polarity:	Horizontal	Test Voltage:	DC 48 V



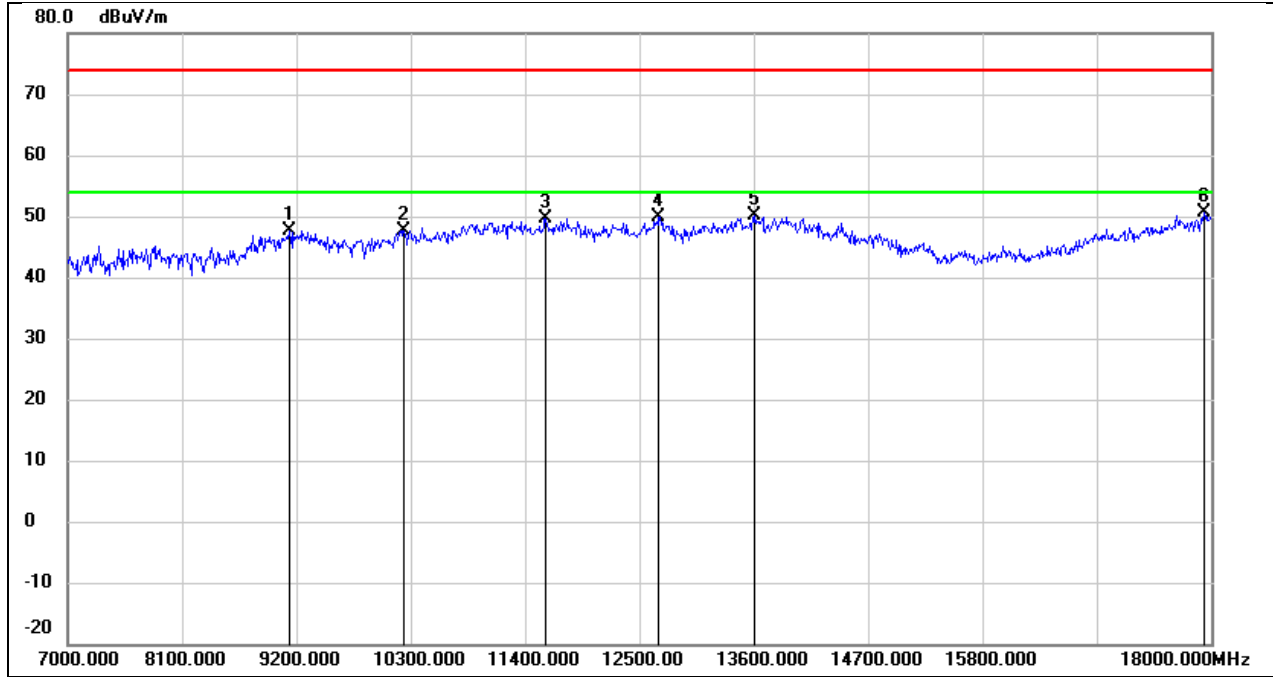
No.	Frequency (MHz)	Reading (dBuV)	Correct (dB/m)	Result (dBuV/m)	Limit (dBuV/m)	Margin (dB)	Remark
1	9365.000	36.87	10.57	47.44	74.00	-26.56	peak
2	11015.000	34.71	14.79	49.50	74.00	-24.50	peak
3	11785.000	32.72	17.30	50.02	74.00	-23.98	peak
4	12709.000	32.18	18.09	50.27	74.00	-23.73	peak
5	13864.000	29.65	21.53	51.18	74.00	-22.82	peak
6	17934.000	24.77	25.67	50.44	74.00	-23.56	peak

Test Mode:	802.11n HT40	Frequency(MHz):	5755
Polarity:	Vertical	Test Voltage:	DC 48 V



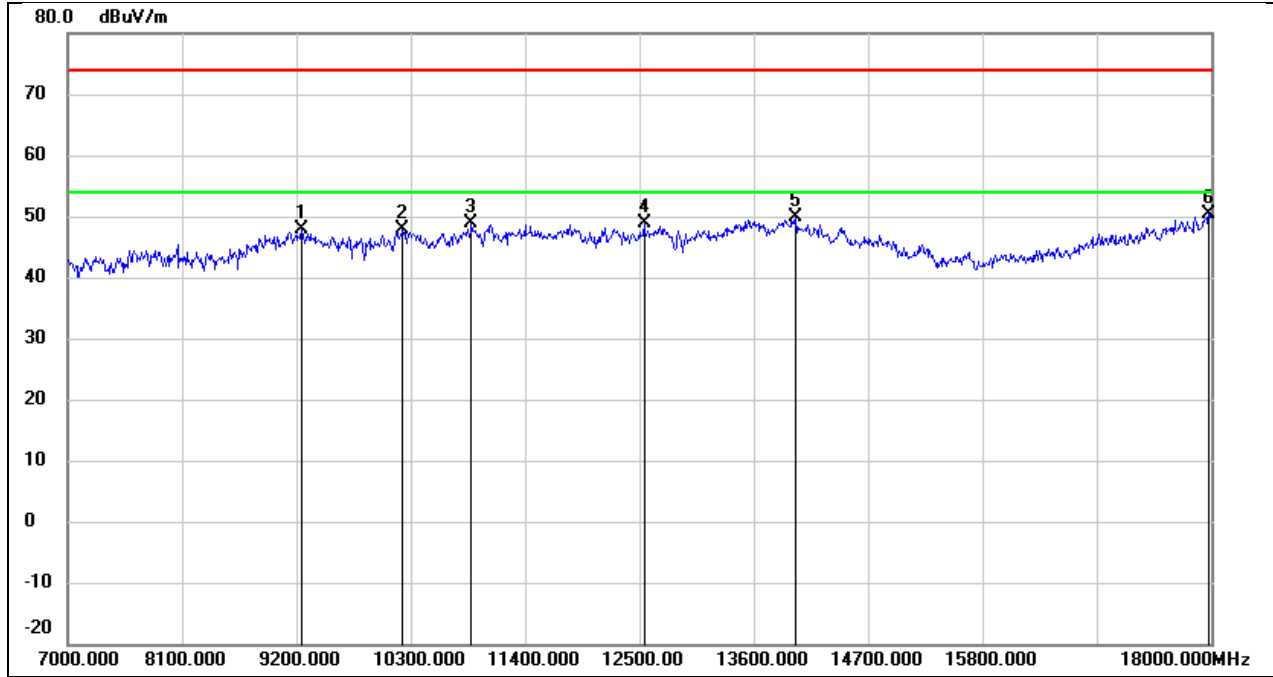
No.	Frequency (MHz)	Reading (dBuV)	Correct (dB/m)	Result (dBuV/m)	Limit (dBuV/m)	Margin (dB)	Remark
1	7869.000	38.08	6.54	44.62	74.00	-29.38	peak
2	9112.000	37.19	10.41	47.60	74.00	-26.40	peak
3	10883.000	34.65	14.27	48.92	74.00	-25.08	peak
4	12720.000	29.57	18.09	47.66	74.00	-26.34	peak
5	13611.000	28.40	20.92	49.32	74.00	-24.68	peak
6	17934.000	24.07	25.67	49.74	74.00	-24.26	peak

Test Mode:	802.11n HT40	Frequency(MHz):	5795
Polarity:	Horizontal	Test Voltage:	DC 48 V



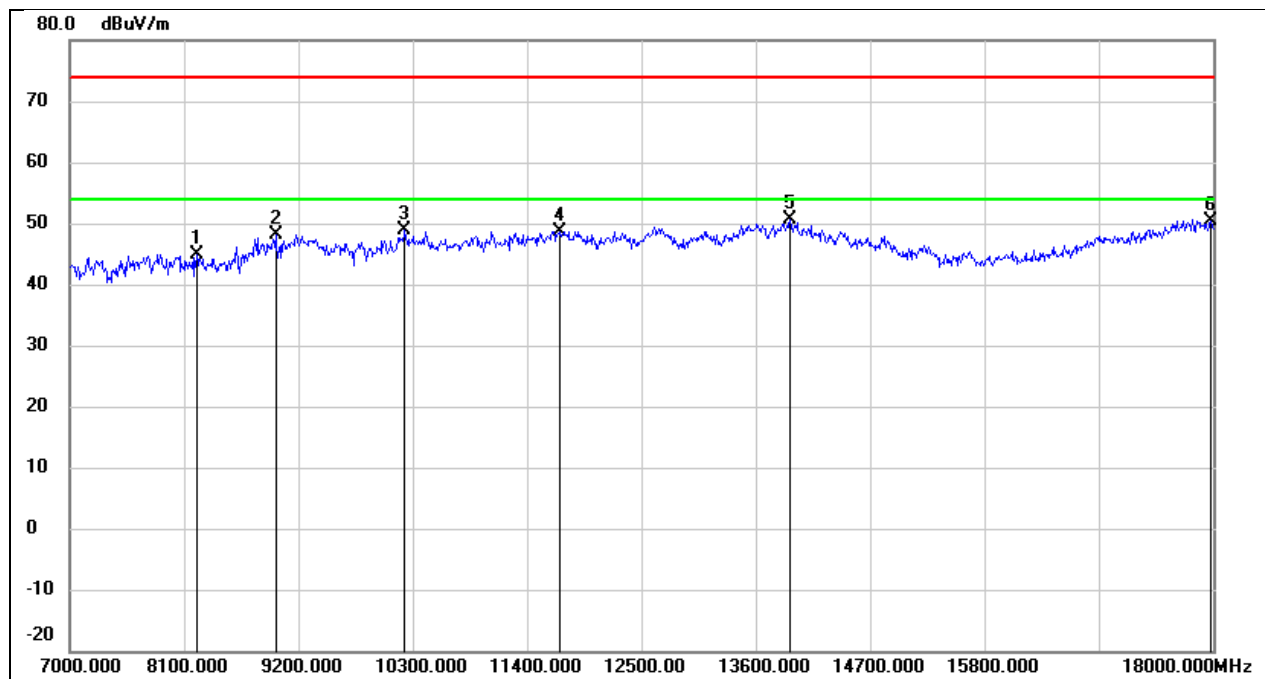
No.	Frequency (MHz)	Reading (dBuV)	Correct (dB/m)	Result (dBuV/m)	Limit (dBuV/m)	Margin (dB)	Remark
1	9134.000	37.21	10.41	47.62	74.00	-26.38	peak
2	10234.000	35.47	12.26	47.73	74.00	-26.27	peak
3	11598.000	32.58	16.96	49.54	74.00	-24.46	peak
4	12687.000	31.86	18.05	49.91	74.00	-24.09	peak
5	13611.000	29.31	20.92	50.23	74.00	-23.77	peak
6	17934.000	24.92	25.67	50.59	74.00	-23.41	peak

Test Mode:	802.11n HT40	Frequency(MHz):	5795
Polarity:	Vertical	Test Voltage:	DC 48 V



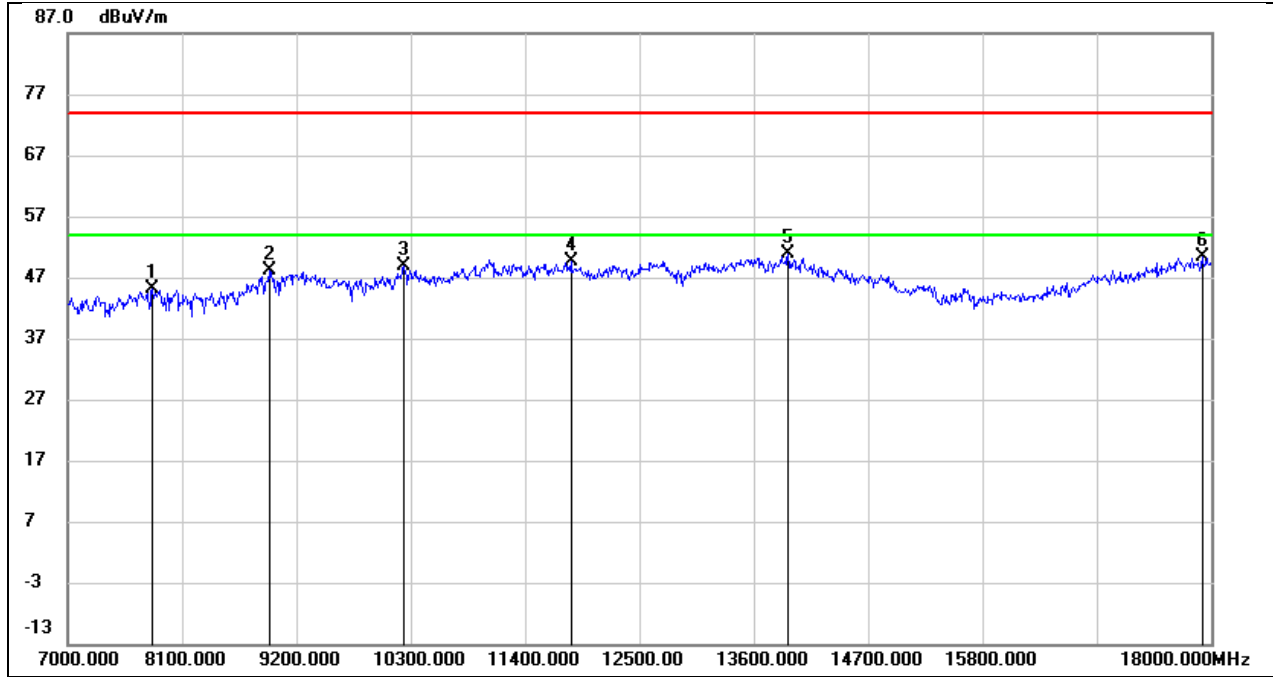
No.	Frequency (MHz)	Reading (dBuV)	Correct (dB/m)	Result (dBuV/m)	Limit (dBuV/m)	Margin (dB)	Remark
1	9244.000	37.41	10.49	47.90	74.00	-26.10	peak
2	10223.000	35.52	12.24	47.76	74.00	-26.24	peak
3	10883.000	34.49	14.27	48.76	74.00	-25.24	peak
4	12544.000	31.05	17.88	48.93	74.00	-25.07	peak
5	14007.000	28.03	21.85	49.88	74.00	-24.12	peak
6	17978.000	24.32	25.97	50.29	74.00	-23.71	peak

Test Mode:	802.11ac VHT80	Frequency(MHz):	5210
Polarity:	Horizontal	Test Voltage:	DC 48 V



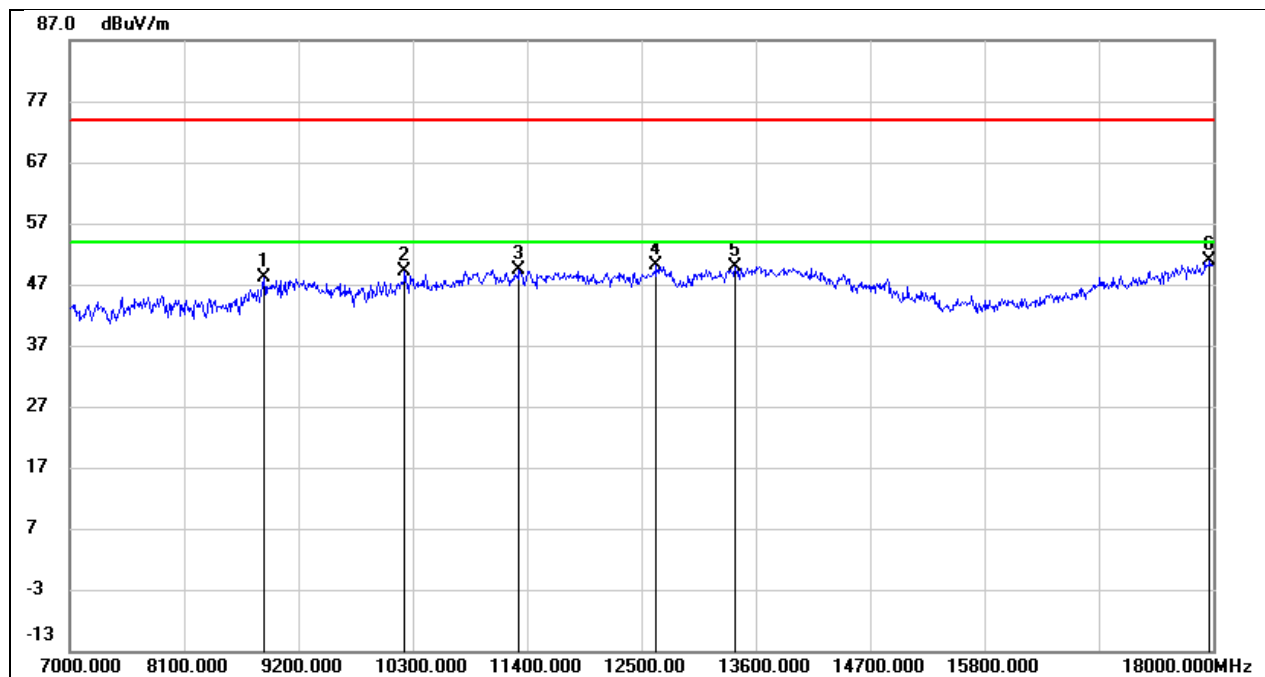
No.	Frequency (MHz)	Reading (dBuV)	Correct (dB/m)	Result (dBuV/m)	Limit (dBuV/m)	Margin (dB)	Remark
1	8221.000	38.27	6.63	44.90	74.00	-29.10	peak
2	8980.000	38.04	10.21	48.25	74.00	-25.75	peak
3	10223.000	36.54	12.24	48.78	74.00	-25.22	peak
4	11719.000	31.57	17.18	48.75	74.00	-25.25	peak
5	13930.000	28.86	21.71	50.57	74.00	-23.43	peak
6	17978.000	24.41	25.97	50.38	74.00	-23.62	peak

Test Mode:	802.11ac VHT80	Frequency(MHz):	5210
Polarity:	Vertical	Test Voltage:	DC 48 V



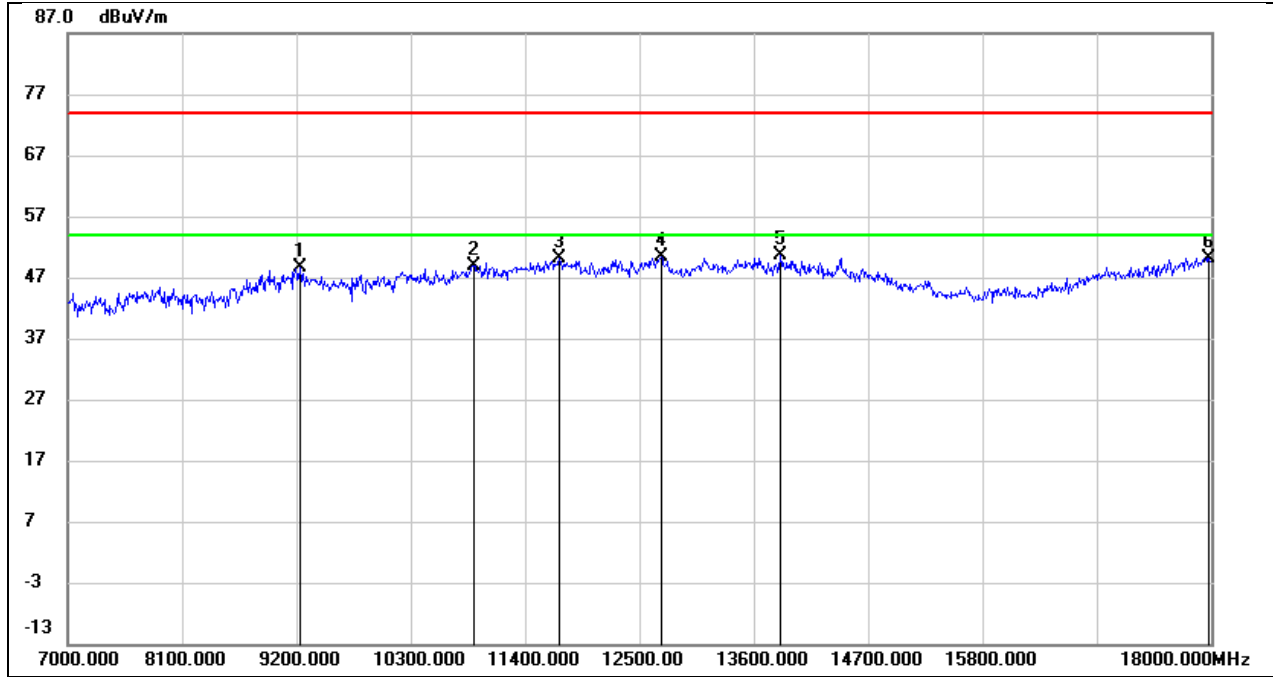
No.	Frequency (MHz)	Reading (dBuV)	Correct (dB/m)	Result (dBuV/m)	Limit (dBuV/m)	Margin (dB)	Remark
1	7814.000	38.55	6.60	45.15	74.00	-28.85	peak
2	8936.000	38.33	9.90	48.23	74.00	-25.77	peak
3	10234.000	36.50	12.26	48.76	74.00	-25.24	peak
4	11840.000	32.18	17.40	49.58	74.00	-24.42	peak
5	13930.000	29.09	21.71	50.80	74.00	-23.20	peak
6	17912.000	24.75	25.52	50.27	74.00	-23.73	peak

Test Mode:	802.11ac VHT80	Frequency(MHz):	5290
Polarity:	Horizontal	Test Voltage:	DC 48 V



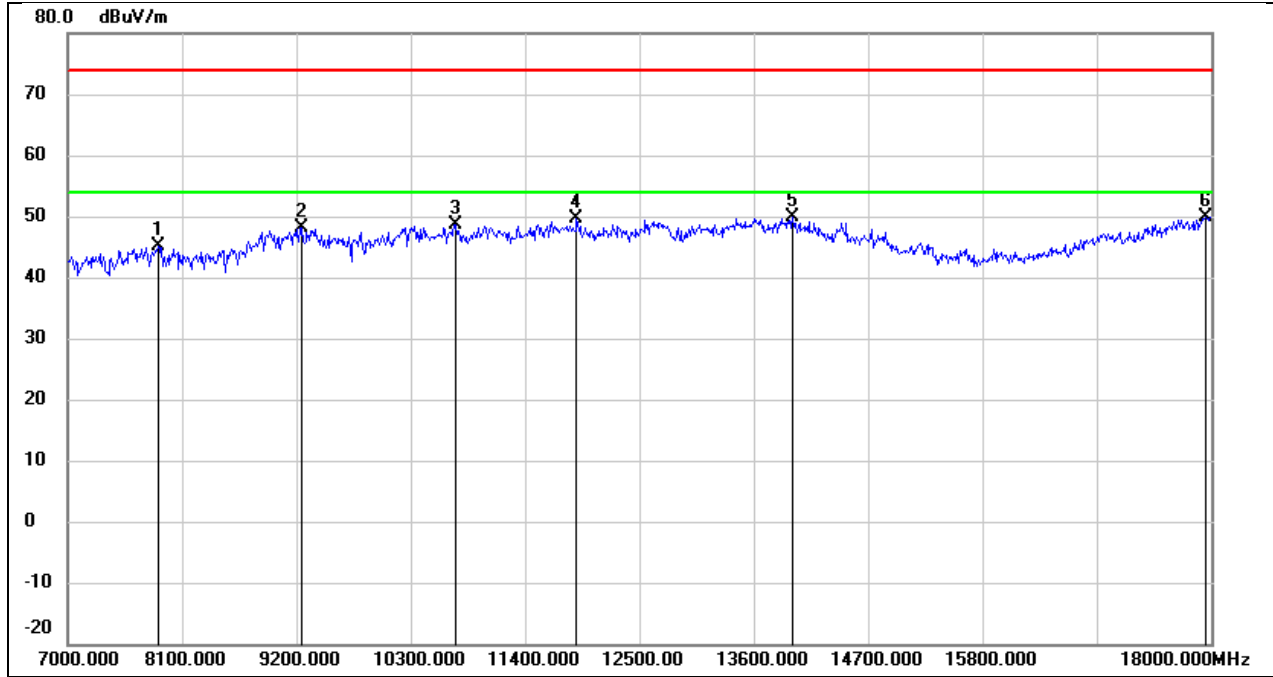
No.	Frequency (MHz)	Reading (dBuV)	Correct (dB/m)	Result (dBuV/m)	Limit (dBuV/m)	Margin (dB)	Remark
1	8870.000	38.64	9.44	48.08	74.00	-25.92	peak
2	10223.000	36.84	12.24	49.08	74.00	-24.92	peak
3	11323.000	33.40	16.05	49.45	74.00	-24.55	peak
4	12643.000	32.03	18.01	50.04	74.00	-23.96	peak
5	13402.000	29.60	20.20	49.80	74.00	-24.20	peak
6	17967.000	25.06	25.89	50.95	74.00	-23.05	peak

Test Mode:	802.11ac VHT80	Frequency(MHz):	5290
Polarity:	Vertical	Test Voltage:	DC 48 V



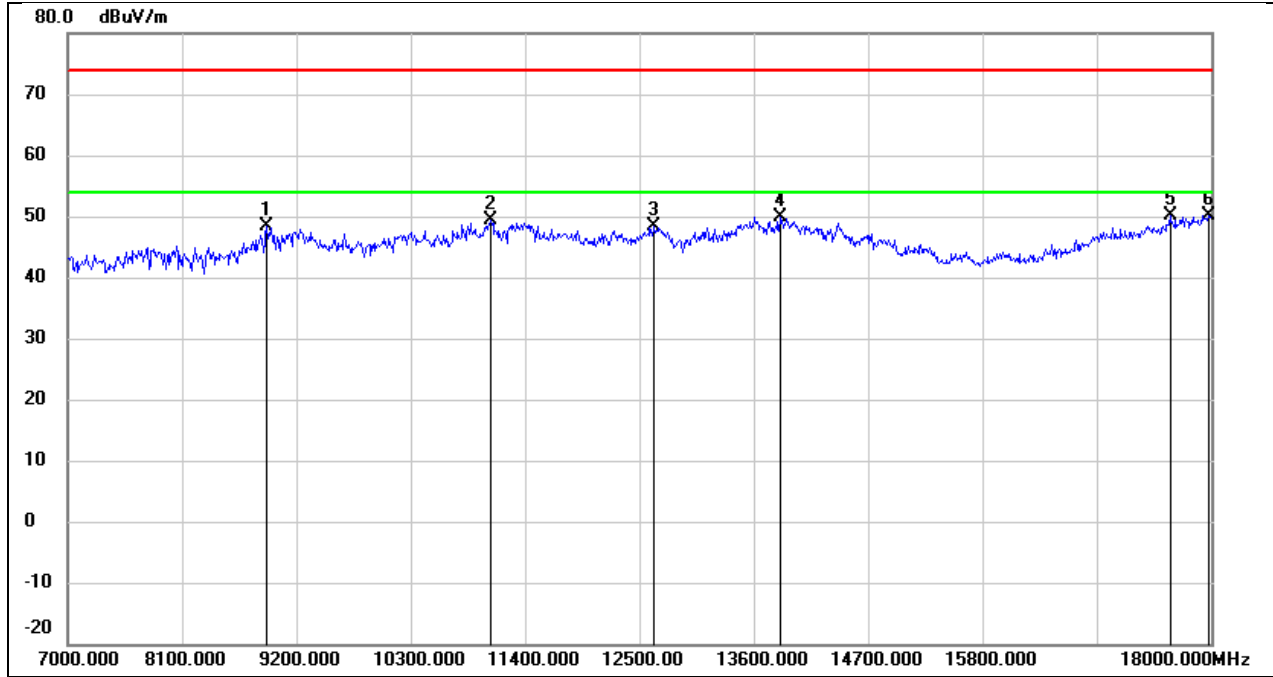
No.	Frequency (MHz)	Reading (dBuV)	Correct (dB/m)	Result (dBuV/m)	Limit (dBuV/m)	Margin (dB)	Remark
1	9233.000	38.07	10.48	48.55	74.00	-25.45	peak
2	10905.000	34.59	14.36	48.95	74.00	-25.05	peak
3	11730.000	32.90	17.19	50.09	74.00	-23.91	peak
4	12709.000	32.22	18.09	50.31	74.00	-23.69	peak
5	13853.000	29.18	21.52	50.70	74.00	-23.30	peak
6	17978.000	24.28	25.97	50.25	74.00	-23.75	peak

Test Mode:	802.11ac VHT80	Frequency(MHz):	5530
Polarity:	Horizontal	Test Voltage:	DC 48 V



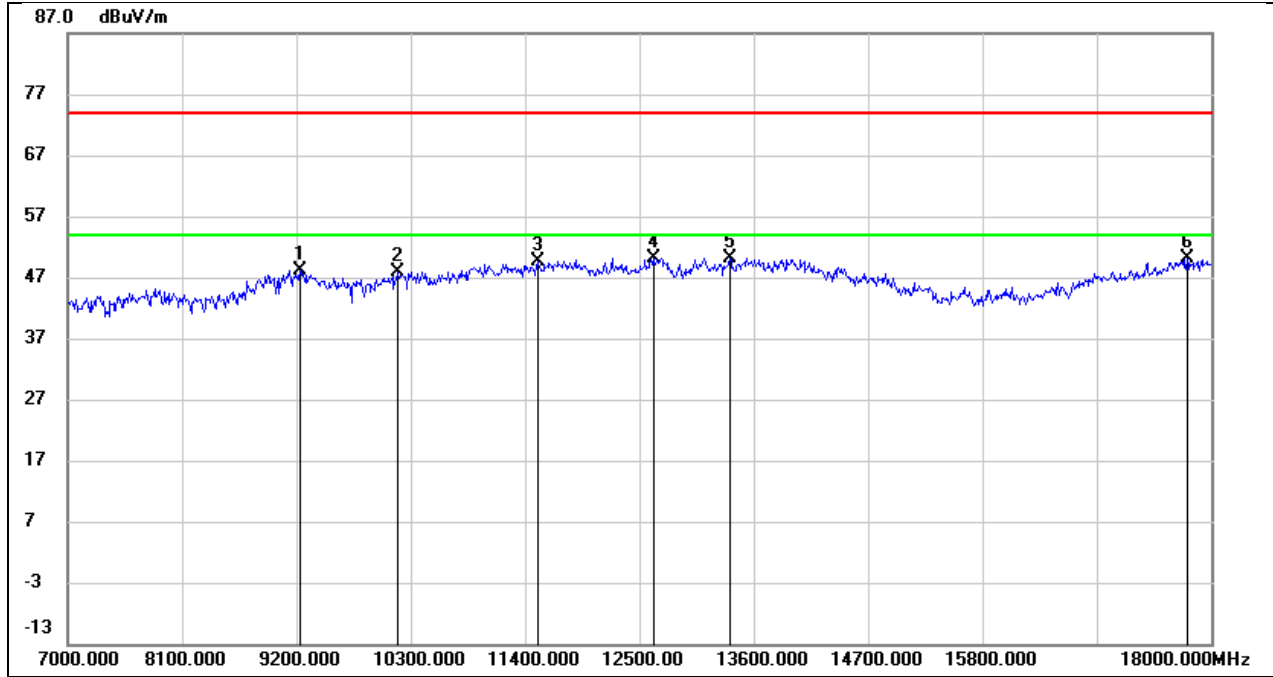
No.	Frequency (MHz)	Reading (dBuV)	Correct (dB/m)	Result (dBuV/m)	Limit (dBuV/m)	Margin (dB)	Remark
1	7869.000	38.50	6.54	45.04	74.00	-28.96	peak
2	9255.000	37.60	10.51	48.11	74.00	-25.89	peak
3	10729.000	35.04	13.69	48.73	74.00	-25.27	peak
4	11895.000	32.04	17.51	49.55	74.00	-24.45	peak
5	13974.000	27.95	21.82	49.77	74.00	-24.23	peak
6	17945.000	24.20	25.75	49.95	74.00	-24.05	peak

Test Mode:	802.11ac VHT80	Frequency(MHz):	5530
Polarity:	Vertical	Test Voltage:	DC 48 V



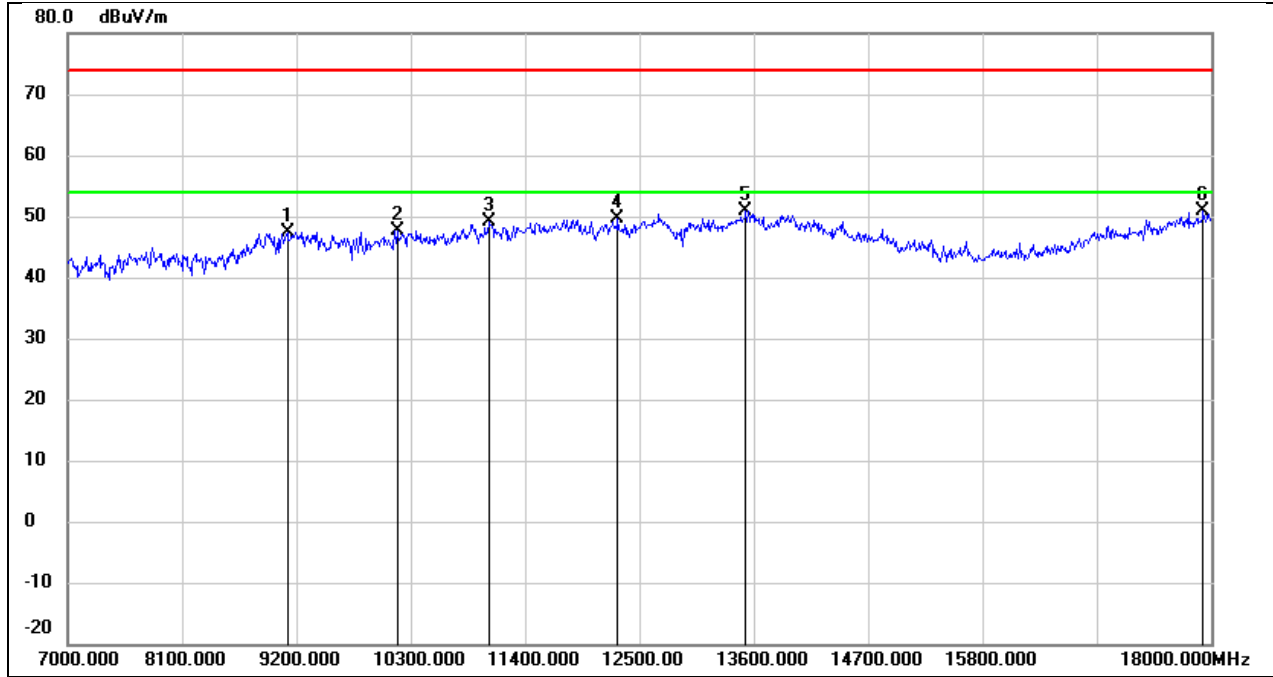
No.	Frequency (MHz)	Reading (dBuV)	Correct (dB/m)	Result (dBuV/m)	Limit (dBuV/m)	Margin (dB)	Remark
1	8914.000	38.71	9.75	48.46	74.00	-25.54	peak
2	11070.000	34.32	15.01	49.33	74.00	-24.67	peak
3	12643.000	30.27	18.01	48.28	74.00	-25.72	peak
4	13853.000	28.43	21.52	49.95	74.00	-24.05	peak
5	17604.000	26.68	23.41	50.09	74.00	-23.91	peak
6	17978.000	24.17	25.97	50.14	74.00	-23.86	peak

Test Mode:	802.11ac VHT80	Frequency(MHz):	5610
Polarity:	Horizontal	Test Voltage:	DC 48 V



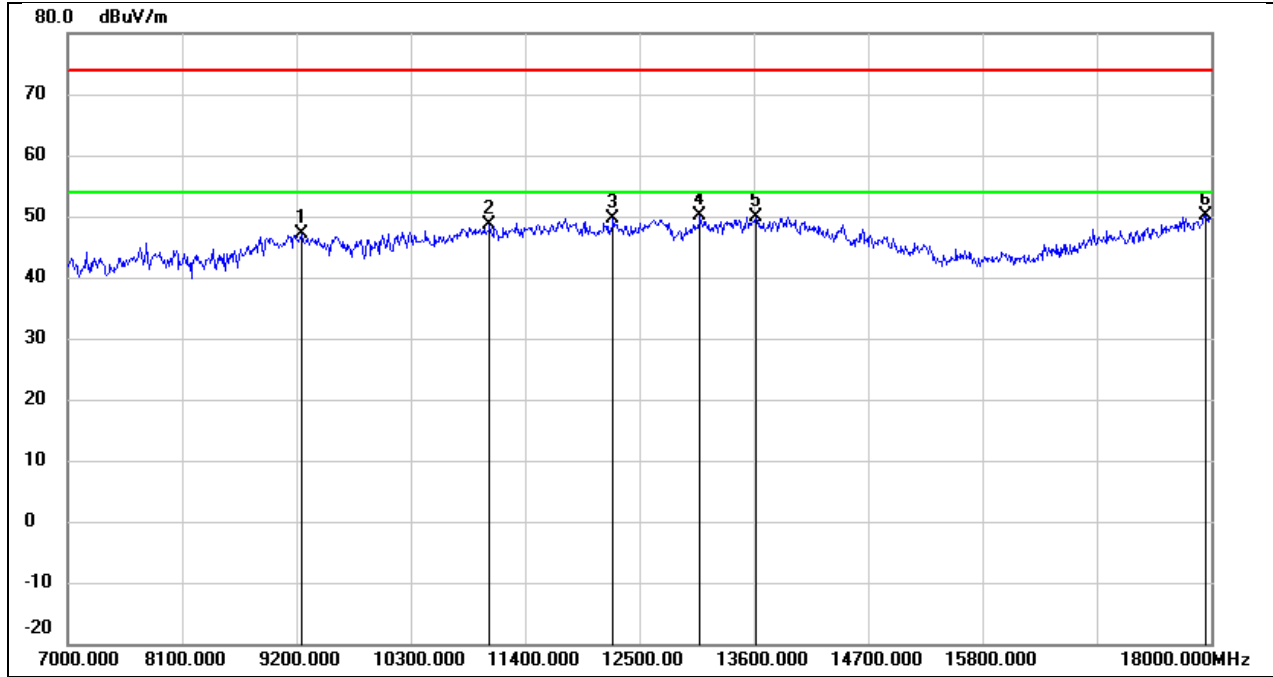
No.	Frequency (MHz)	Reading (dBuV)	Correct (dB/m)	Result (dBuV/m)	Limit (dBuV/m)	Margin (dB)	Remark
1	9233.000	37.70	10.48	48.18	74.00	-25.82	peak
2	10168.000	35.82	12.13	47.95	74.00	-26.05	peak
3	11521.000	32.89	16.82	49.71	74.00	-24.29	peak
4	12632.000	32.15	17.99	50.14	74.00	-23.86	peak
5	13369.000	30.17	20.06	50.23	74.00	-23.77	peak
6	17769.000	25.52	24.53	50.05	74.00	-23.95	peak

Test Mode:	802.11ac VHT80	Frequency(MHz):	5610
Polarity:	Vertical	Test Voltage:	DC 48 V



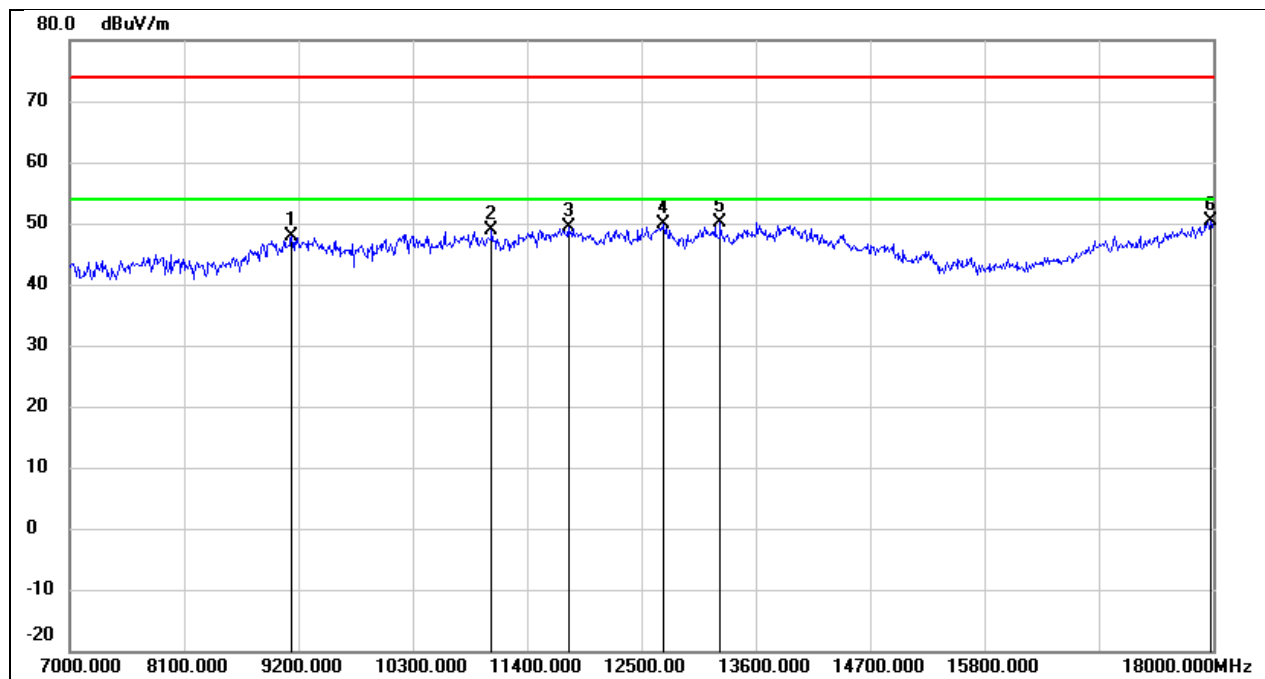
No.	Frequency (MHz)	Reading (dBuV)	Correct (dB/m)	Result (dBuV/m)	Limit (dBuV/m)	Margin (dB)	Remark
1	9112.000	37.03	10.41	47.44	74.00	-26.56	peak
2	10168.000	35.53	12.13	47.66	74.00	-26.34	peak
3	11048.000	34.19	14.91	49.10	74.00	-24.90	peak
4	12291.000	31.74	17.78	49.52	74.00	-24.48	peak
5	13523.000	30.13	20.70	50.83	74.00	-23.17	peak
6	17923.000	25.35	25.60	50.95	74.00	-23.05	peak

Test Mode:	802.11ac VHT80	Frequency(MHz):	5690
Polarity:	Horizontal	Test Voltage:	DC 48 V



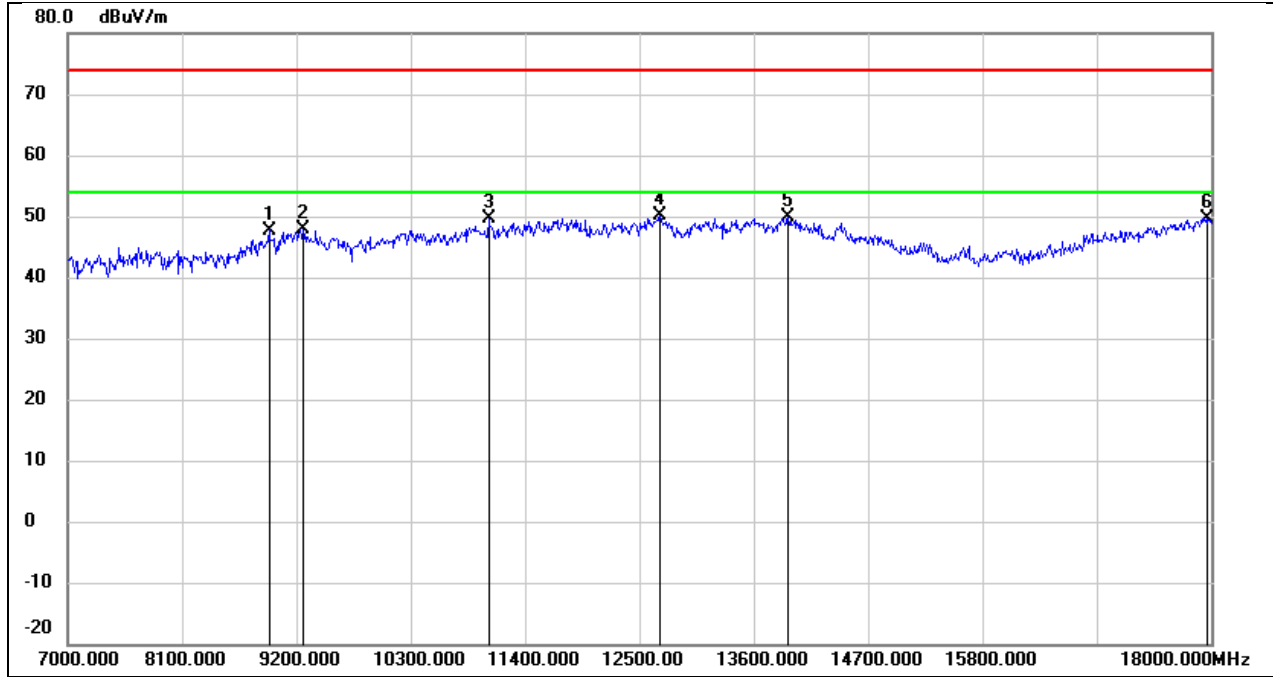
No.	Frequency (MHz)	Reading (dBuV)	Correct (dB/m)	Result (dBuV/m)	Limit (dBuV/m)	Margin (dB)	Remark
1	9255.000	36.57	10.51	47.08	74.00	-26.92	peak
2	11059.000	33.64	14.96	48.60	74.00	-25.40	peak
3	12247.000	31.97	17.77	49.74	74.00	-24.26	peak
4	13083.000	31.43	18.81	50.24	74.00	-23.76	peak
5	13622.000	28.99	20.95	49.94	74.00	-24.06	peak
6	17945.000	24.35	25.75	50.10	74.00	-23.90	peak

Test Mode:	802.11ac VHT80	Frequency(MHz):	5690
Polarity:	Vertical	Test Voltage:	DC 48 V



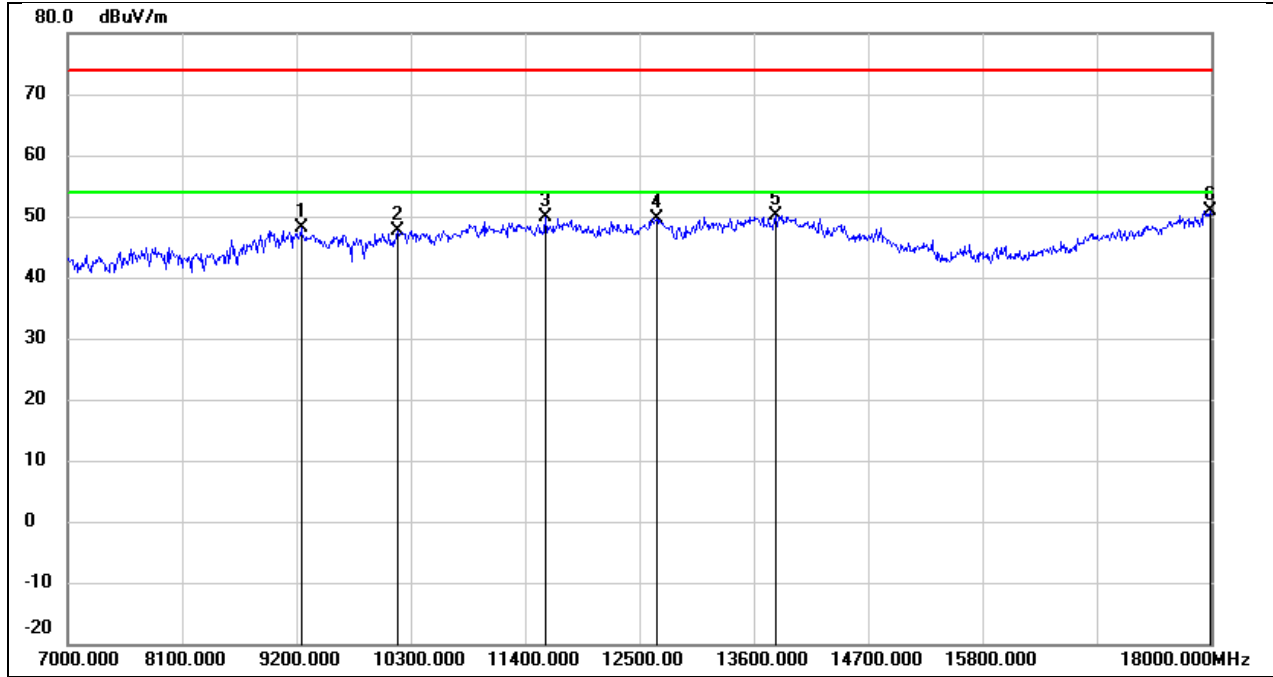
No.	Frequency (MHz)	Reading (dBuV)	Correct (dB/m)	Result (dBuV/m)	Limit (dBuV/m)	Margin (dB)	Remark
1	9134.000	37.40	10.41	47.81	74.00	-26.19	peak
2	11059.000	34.01	14.96	48.97	74.00	-25.03	peak
3	11796.000	32.09	17.32	49.41	74.00	-24.59	peak
4	12709.000	31.68	18.09	49.77	74.00	-24.23	peak
5	13259.000	30.47	19.58	50.05	74.00	-23.95	peak
6	17978.000	24.43	25.97	50.40	74.00	-23.60	peak

Test Mode:	802.11ac VHT80	Frequency(MHz):	5775
Polarity:	Horizontal	Test Voltage:	DC 48 V



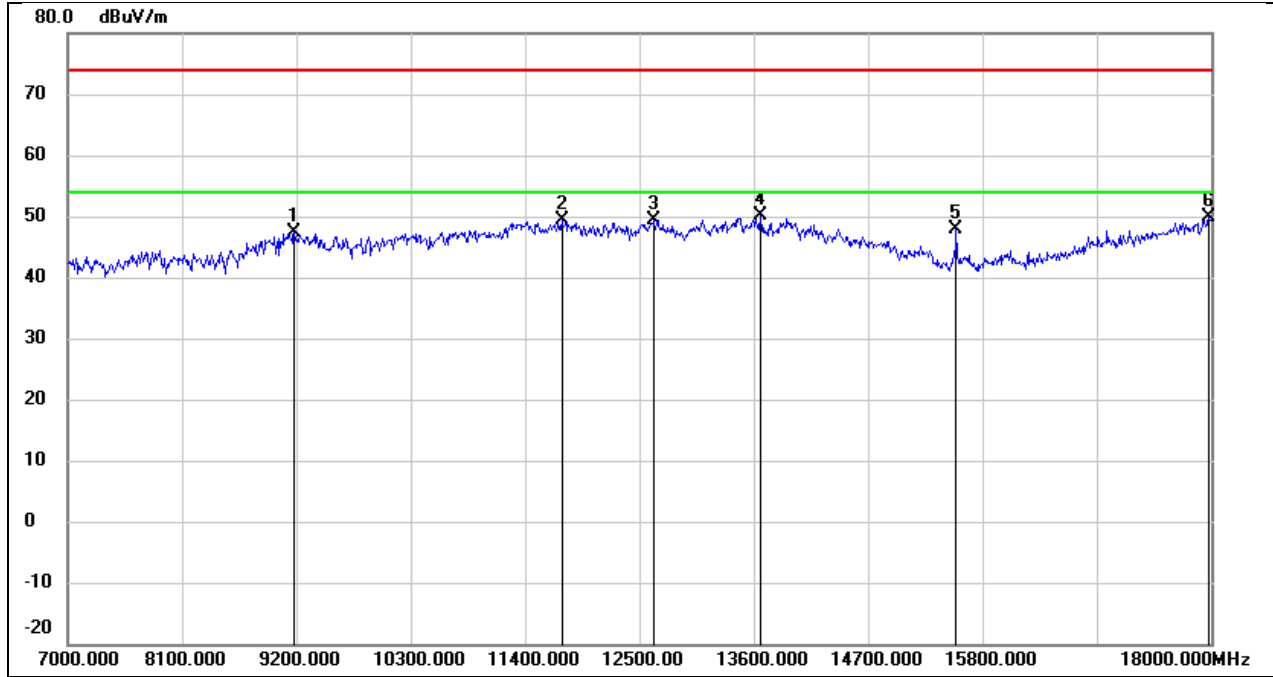
No.	Frequency (MHz)	Reading (dBuV)	Correct (dB/m)	Result (dBuV/m)	Limit (dBuV/m)	Margin (dB)	Remark
1	8936.000	37.85	9.90	47.75	74.00	-26.25	peak
2	9266.000	37.40	10.51	47.91	74.00	-26.09	peak
3	11048.000	34.69	14.91	49.60	74.00	-24.40	peak
4	12698.000	31.97	18.08	50.05	74.00	-23.95	peak
5	13930.000	28.14	21.71	49.85	74.00	-24.15	peak
6	17956.000	23.83	25.82	49.65	74.00	-24.35	peak

Test Mode:	802.11ac VHT80	Frequency(MHz):	5775
Polarity:	Vertical	Test Voltage:	DC 48 V



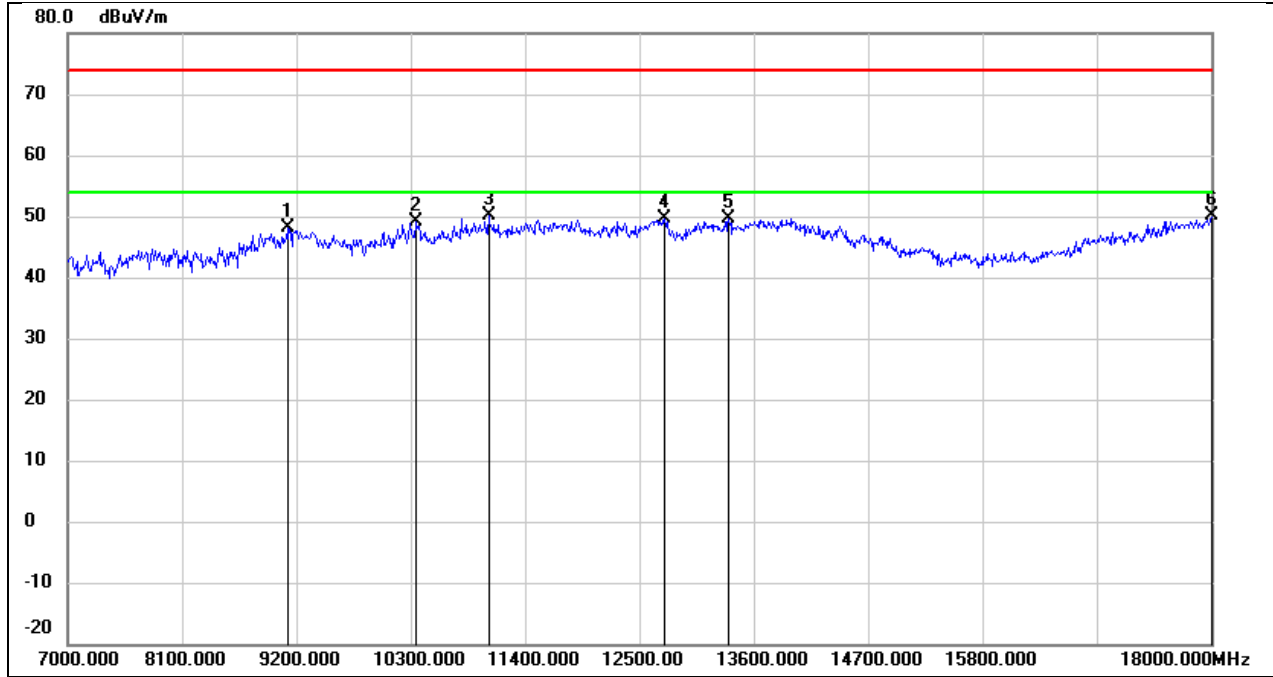
No.	Frequency (MHz)	Reading (dBuV)	Correct (dB/m)	Result (dBuV/m)	Limit (dBuV/m)	Margin (dB)	Remark
1	9244.000	37.70	10.49	48.19	74.00	-25.81	peak
2	10179.000	35.59	12.14	47.73	74.00	-26.27	peak
3	11598.000	32.89	16.96	49.85	74.00	-24.15	peak
4	12665.000	31.62	18.04	49.66	74.00	-24.34	peak
5	13809.000	28.66	21.41	50.07	74.00	-23.93	peak
6	17989.000	24.94	26.04	50.98	74.00	-23.02	peak

Test Mode:	802.11ax HE20	Frequency(MHz):	5180
Polarity:	Horizontal	Test Voltage:	DC 48 V



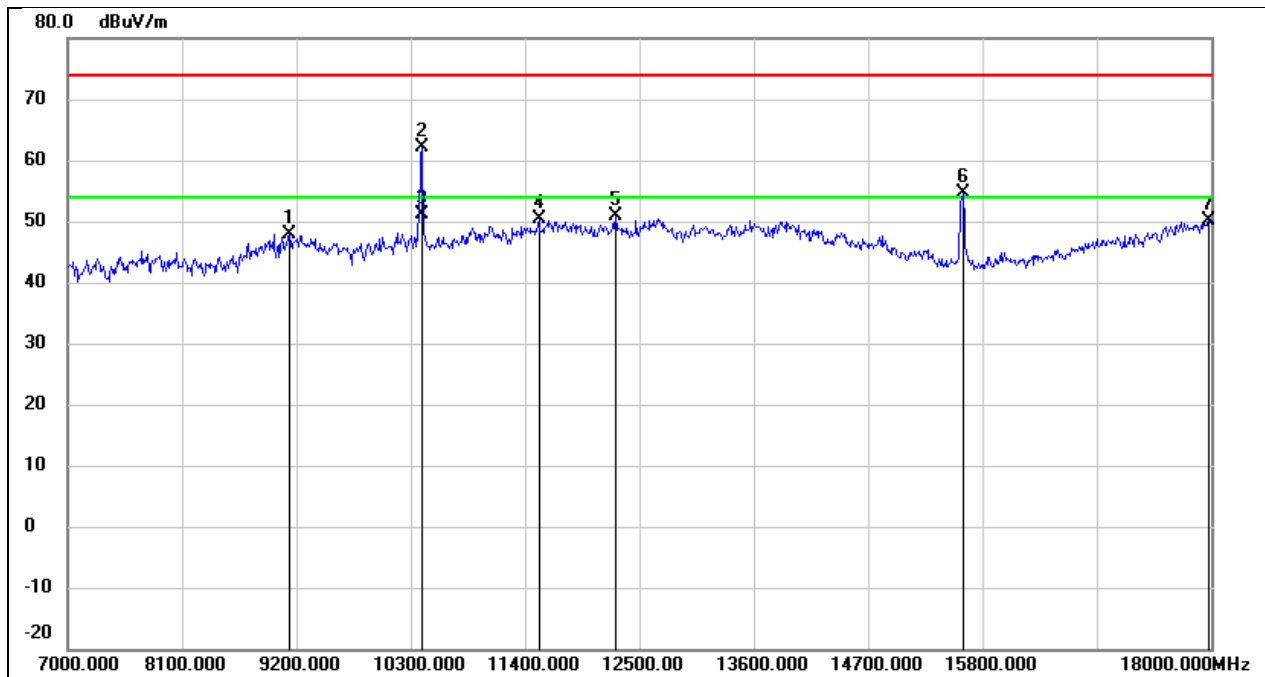
No.	Frequency (MHz)	Reading (dBuV)	Correct (dB/m)	Result (dBuV/m)	Limit (dBuV/m)	Margin (dB)	Remark
1	9178.000	36.88	10.45	47.33	74.00	-26.67	peak
2	11752.000	32.02	17.24	49.26	74.00	-24.74	peak
3	12643.000	31.49	18.01	49.50	74.00	-24.50	peak
4	13666.000	29.16	21.05	50.21	74.00	-23.79	peak
5	15547.000	31.27	16.73	48.00	74.00	-26.00	peak
6	17978.000	23.88	25.97	49.85	74.00	-24.15	peak

Test Mode:	802.11ax HE20	Frequency(MHz):	5180
Polarity:	Vertical	Test Voltage:	DC 48 V



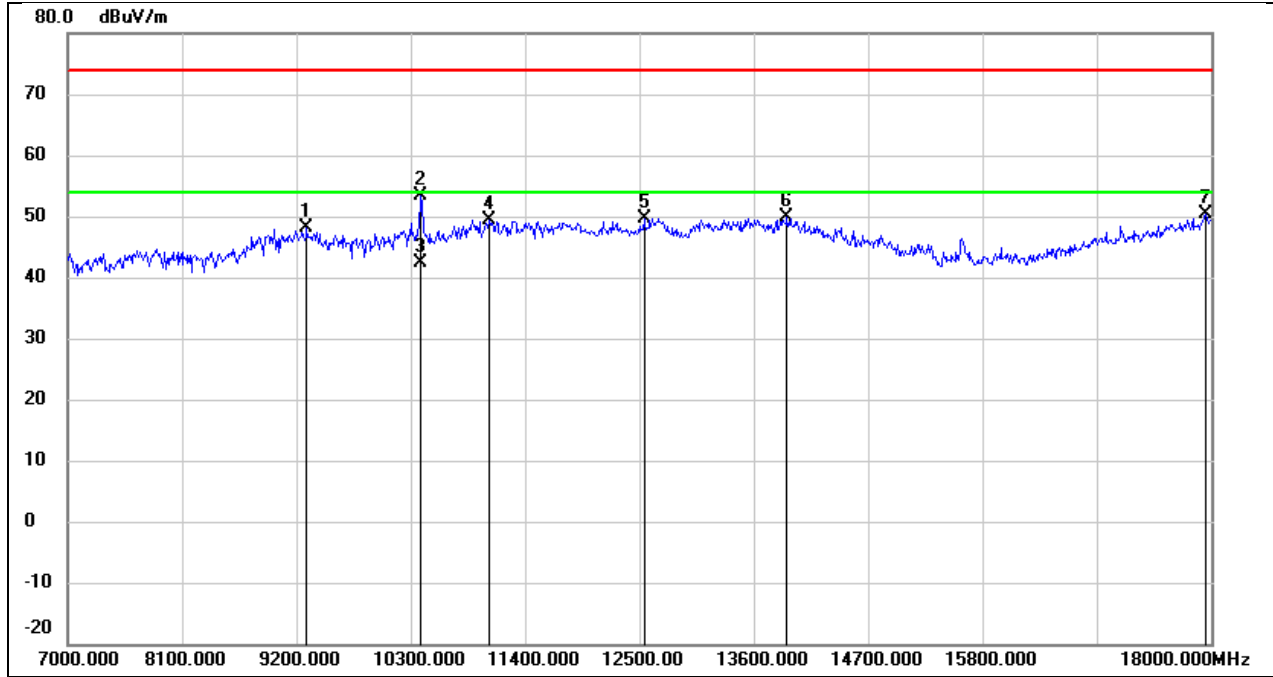
No.	Frequency (MHz)	Reading (dBuV)	Correct (dB/m)	Result (dBuV/m)	Limit (dBuV/m)	Margin (dB)	Remark
1	9112.000	37.60	10.41	48.01	74.00	-25.99	peak
2	10355.000	36.66	12.52	49.18	74.00	-24.82	peak
3	11048.000	35.23	14.91	50.14	74.00	-23.86	peak
4	12742.000	31.51	18.13	49.64	74.00	-24.36	peak
5	13358.000	29.50	20.02	49.52	74.00	-24.48	peak
6	18000.000	24.04	26.12	50.16	74.00	-23.84	peak

Test Mode:	802.11ax HE20	Frequency(MHz):	5200
Polarity:	Horizontal	Test Voltage:	DC 48 V



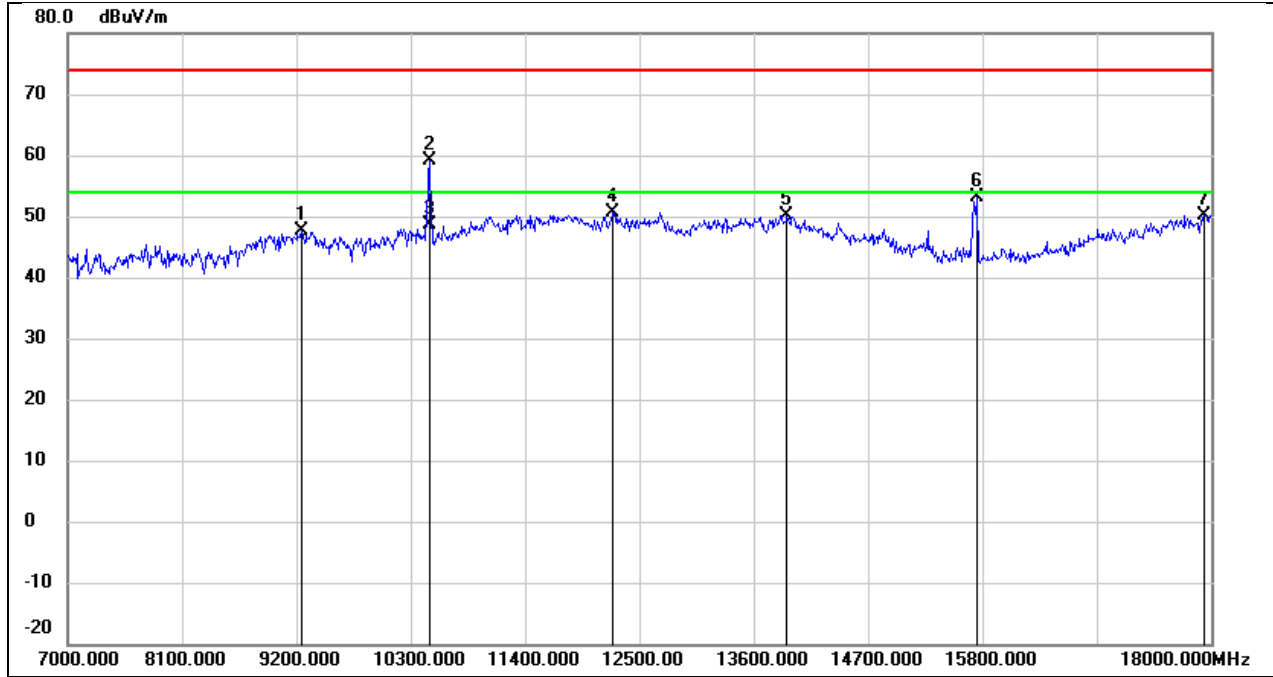
No.	Frequency (MHz)	Reading (dBuV)	Correct (dB/m)	Result (dBuV/m)	Limit (dBuV/m)	Margin (dB)	Remark
1	9134.000	37.52	10.41	47.93	74.00	-26.07	peak
2	10410.000	49.39	12.62	62.01	74.00	-11.99	peak
3	10410.000	38.60	12.62	51.22	54.00	-2.78	AVG
4	11532.000	33.50	16.83	50.33	74.00	-23.67	peak
5	12269.000	33.11	17.77	50.88	74.00	-23.12	peak
6	15613.000	37.88	16.76	54.64	74.00	-19.36	peak
7	17978.000	24.20	25.97	50.17	74.00	-23.83	peak

Test Mode:	802.11ax HE20	Frequency(MHz):	5200
Polarity:	Vertical	Test Voltage:	DC 48 V



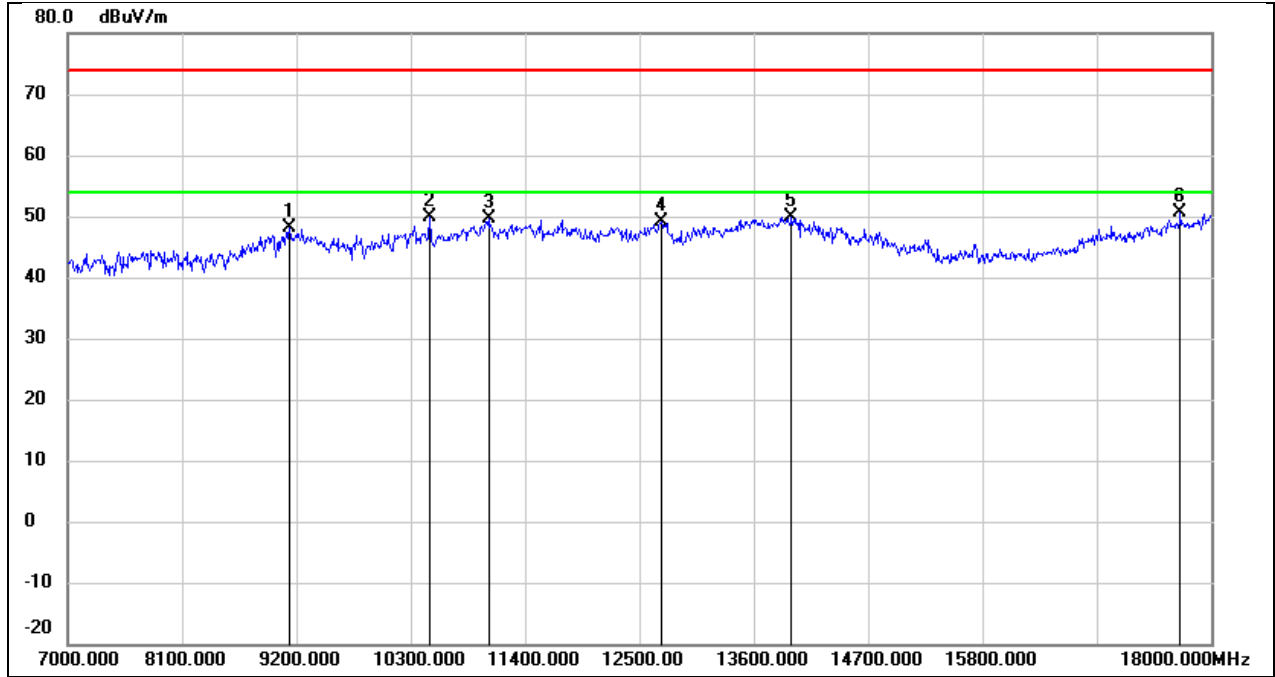
No.	Frequency (MHz)	Reading (dBuV)	Correct (dB/m)	Result (dBuV/m)	Limit (dBuV/m)	Margin (dB)	Remark
1	9299.000	37.52	10.53	48.05	74.00	-25.95	peak
2	10399.000	40.73	12.61	53.34	74.00	-20.66	peak
3	10399.000	29.70	12.61	42.31	54.00	-11.69	AVG
4	11059.000	34.48	14.96	49.44	74.00	-24.56	peak
5	12544.000	31.82	17.88	49.70	74.00	-24.30	peak
6	13919.000	28.23	21.68	49.91	74.00	-24.09	peak
7	17945.000	24.55	25.75	50.30	74.00	-23.70	peak

Test Mode:	802.11ax HE20	Frequency(MHz):	5240
Polarity:	Horizontal	Test Voltage:	DC 48 V



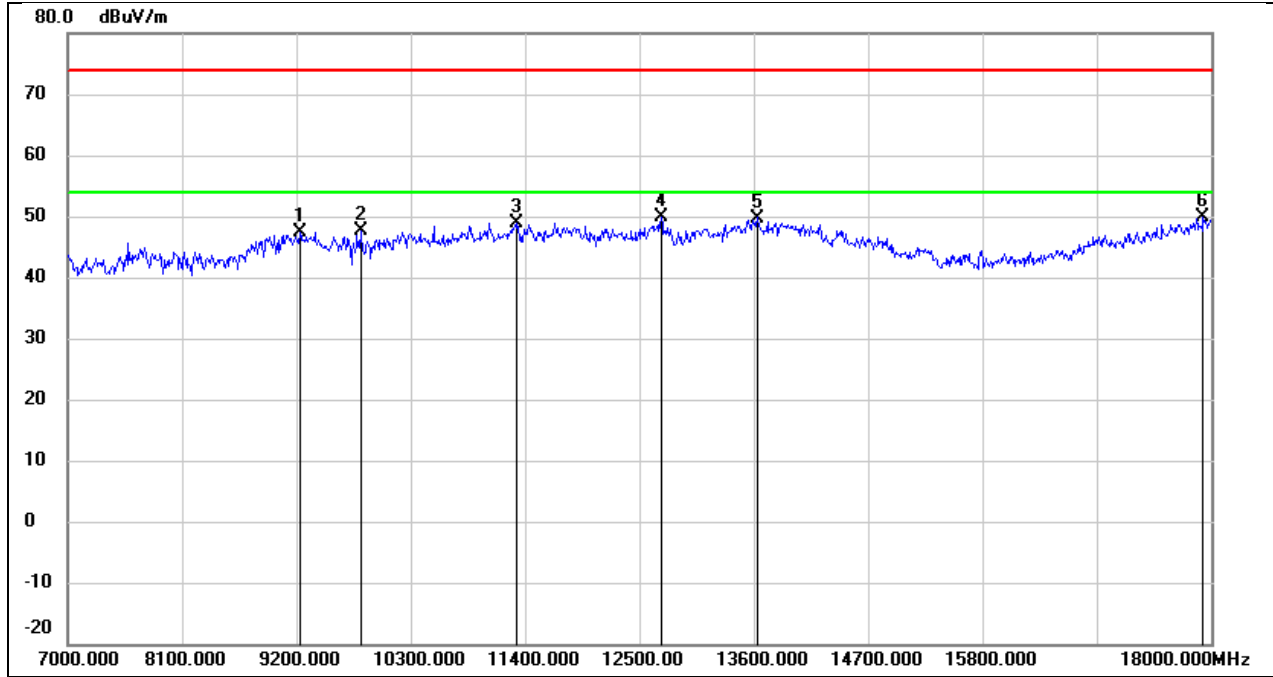
No.	Frequency (MHz)	Reading (dBuV)	Correct (dB/m)	Result (dBuV/m)	Limit (dBuV/m)	Margin (dB)	Remark
1	9244.000	37.14	10.49	47.63	74.00	-26.37	peak
2	10476.000	46.46	12.77	59.23	74.00	-14.77	peak
3	10476.000	35.97	12.77	48.74	54.00	-5.26	AVG
4	12247.000	32.80	17.77	50.57	74.00	-23.43	peak
5	13919.000	28.44	21.68	50.12	74.00	-23.88	peak
6	15745.000	36.27	16.82	53.09	74.00	-20.91	peak
7	17934.000	24.55	25.67	50.22	74.00	-23.78	peak

Test Mode:	802.11ax HE20	Frequency(MHz):	5240
Polarity:	Vertical	Test Voltage:	DC 48 V



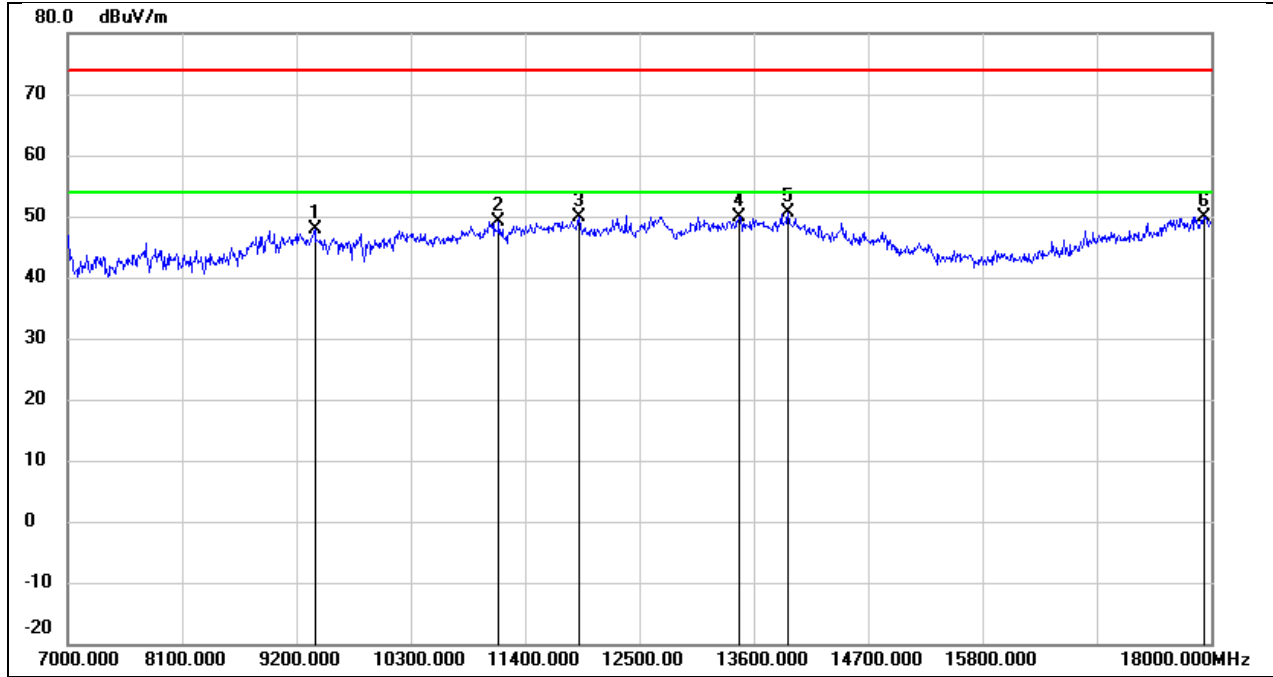
No.	Frequency (MHz)	Reading (dBuV)	Correct (dB/m)	Result (dBuV/m)	Limit (dBuV/m)	Margin (dB)	Remark
1	9134.000	37.69	10.41	48.10	74.00	-25.90	peak
2	10487.000	37.15	12.79	49.94	74.00	-24.06	peak
3	11048.000	34.76	14.91	49.67	74.00	-24.33	peak
4	12709.000	31.04	18.09	49.13	74.00	-24.87	peak
5	13963.000	28.09	21.78	49.87	74.00	-24.13	peak
6	17703.000	26.48	24.09	50.57	74.00	-23.43	peak

Test Mode:	802.11ax HE20	Frequency(MHz):	5260
Polarity:	Horizontal	Test Voltage:	DC 48 V



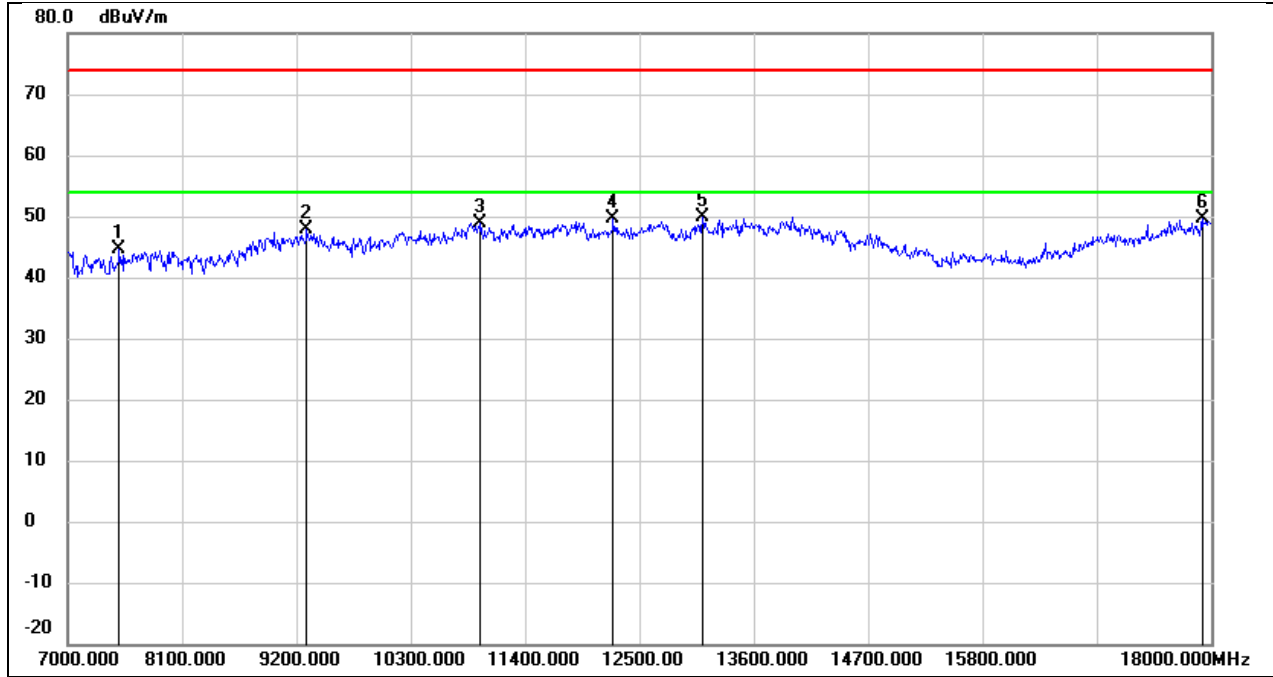
No.	Frequency (MHz)	Reading (dBuV)	Correct (dB/m)	Result (dBuV/m)	Limit (dBuV/m)	Margin (dB)	Remark
1	9233.000	36.98	10.48	47.46	74.00	-26.54	peak
2	9816.000	36.32	11.37	47.69	74.00	-26.31	peak
3	11323.000	32.88	16.05	48.93	74.00	-25.07	peak
4	12709.000	31.74	18.09	49.83	74.00	-24.17	peak
5	13633.000	28.78	20.97	49.75	74.00	-24.25	peak
6	17923.000	24.24	25.60	49.84	74.00	-24.16	peak

Test Mode:	802.11ax HE20	Frequency(MHz):	5260
Polarity:	Vertical	Test Voltage:	DC 48 V



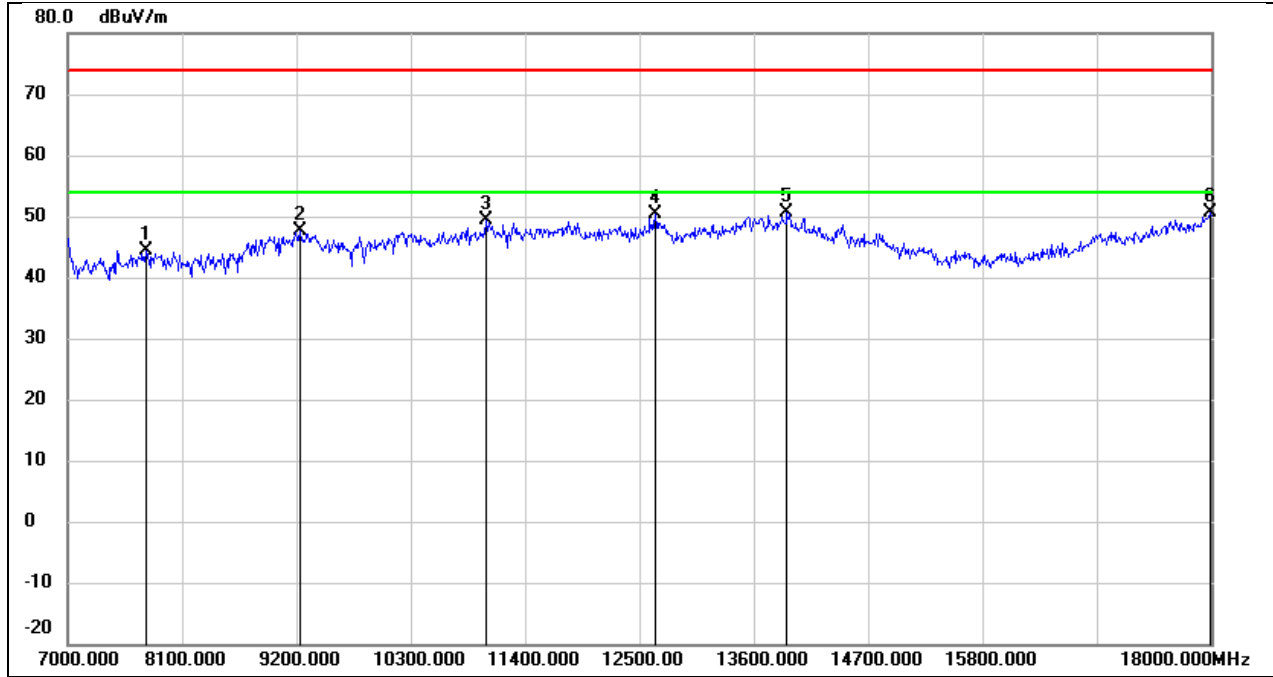
No.	Frequency (MHz)	Reading (dBuV)	Correct (dB/m)	Result (dBuV/m)	Limit (dBuV/m)	Margin (dB)	Remark
1	9376.000	37.34	10.58	47.92	74.00	-26.08	peak
2	11147.000	33.89	15.32	49.21	74.00	-24.79	peak
3	11917.000	32.23	17.54	49.77	74.00	-24.23	peak
4	13457.000	29.54	20.46	50.00	74.00	-24.00	peak
5	13930.000	29.00	21.71	50.71	74.00	-23.29	peak
6	17934.000	24.31	25.67	49.98	74.00	-24.02	peak

Test Mode:	802.11ax HE20	Frequency(MHz):	5280
Polarity:	Horizontal	Test Voltage:	DC 48 V



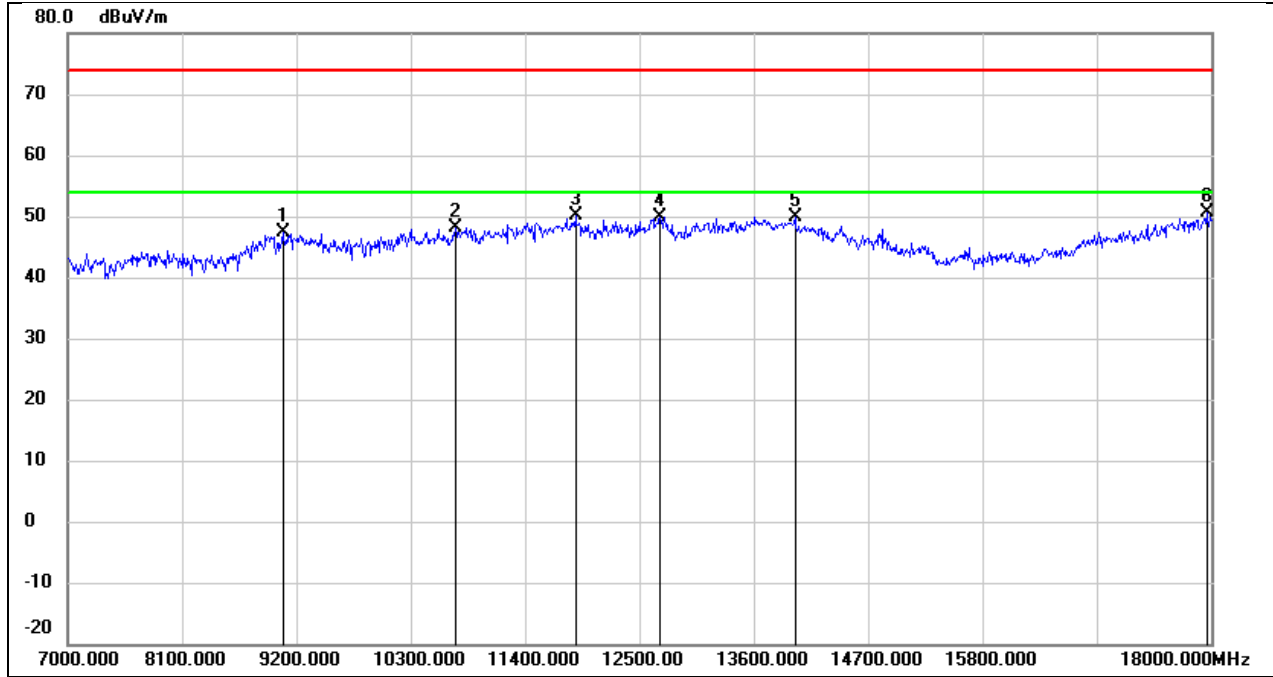
No.	Frequency (MHz)	Reading (dBuV)	Correct (dB/m)	Result (dBuV/m)	Limit (dBuV/m)	Margin (dB)	Remark
1	7495.000	37.67	6.87	44.54	74.00	-29.46	peak
2	9299.000	37.34	10.53	47.87	74.00	-26.13	peak
3	10971.000	34.39	14.61	49.00	74.00	-25.00	peak
4	12247.000	31.79	17.77	49.56	74.00	-24.44	peak
5	13105.000	30.95	18.91	49.86	74.00	-24.14	peak
6	17912.000	24.06	25.52	49.58	74.00	-24.42	peak

Test Mode:	802.11ax HE20	Frequency(MHz):	5280
Polarity:	Vertical	Test Voltage:	DC 48 V



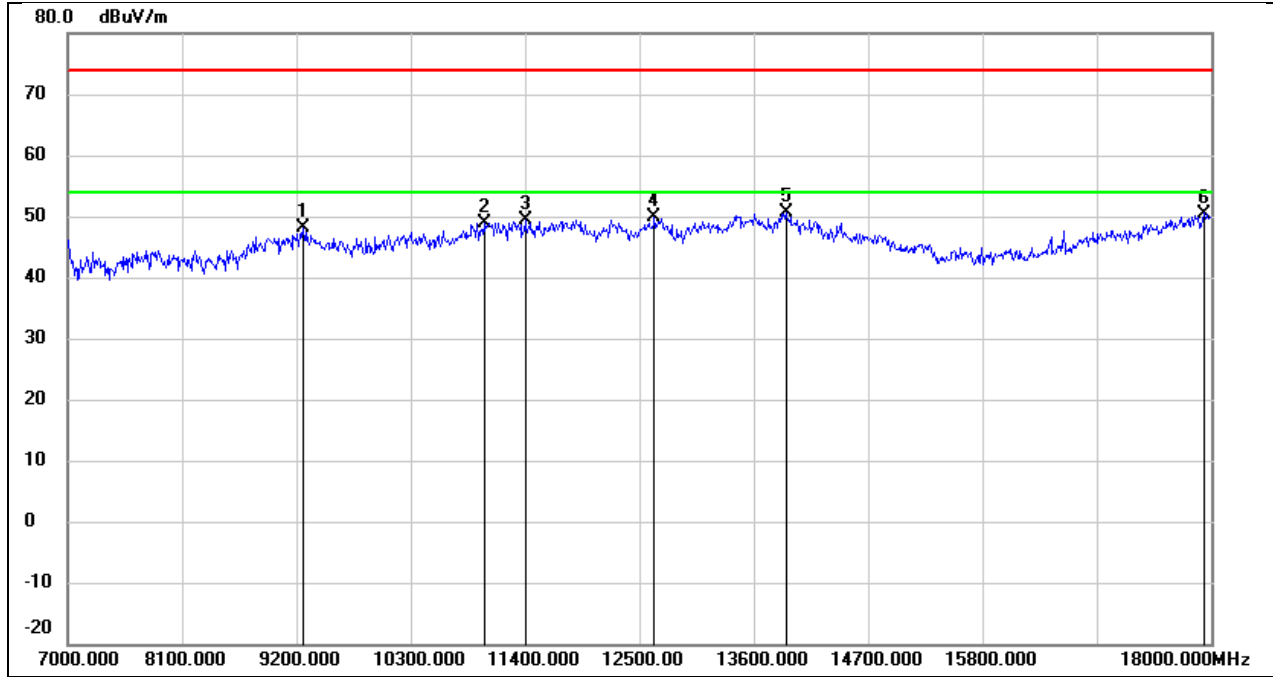
No.	Frequency (MHz)	Reading (dBuV)	Correct (dB/m)	Result (dBuV/m)	Limit (dBuV/m)	Margin (dB)	Remark
1	7748.000	37.70	6.66	44.36	74.00	-29.64	peak
2	9233.000	37.23	10.48	47.71	74.00	-26.29	peak
3	11026.000	34.63	14.82	49.45	74.00	-24.55	peak
4	12654.000	32.49	18.01	50.50	74.00	-23.50	peak
5	13919.000	28.86	21.68	50.54	74.00	-23.46	peak
6	17989.000	24.47	26.04	50.51	74.00	-23.49	peak

Test Mode:	802.11ax HE20	Frequency(MHz):	5320
Polarity:	Horizontal	Test Voltage:	DC 48 V



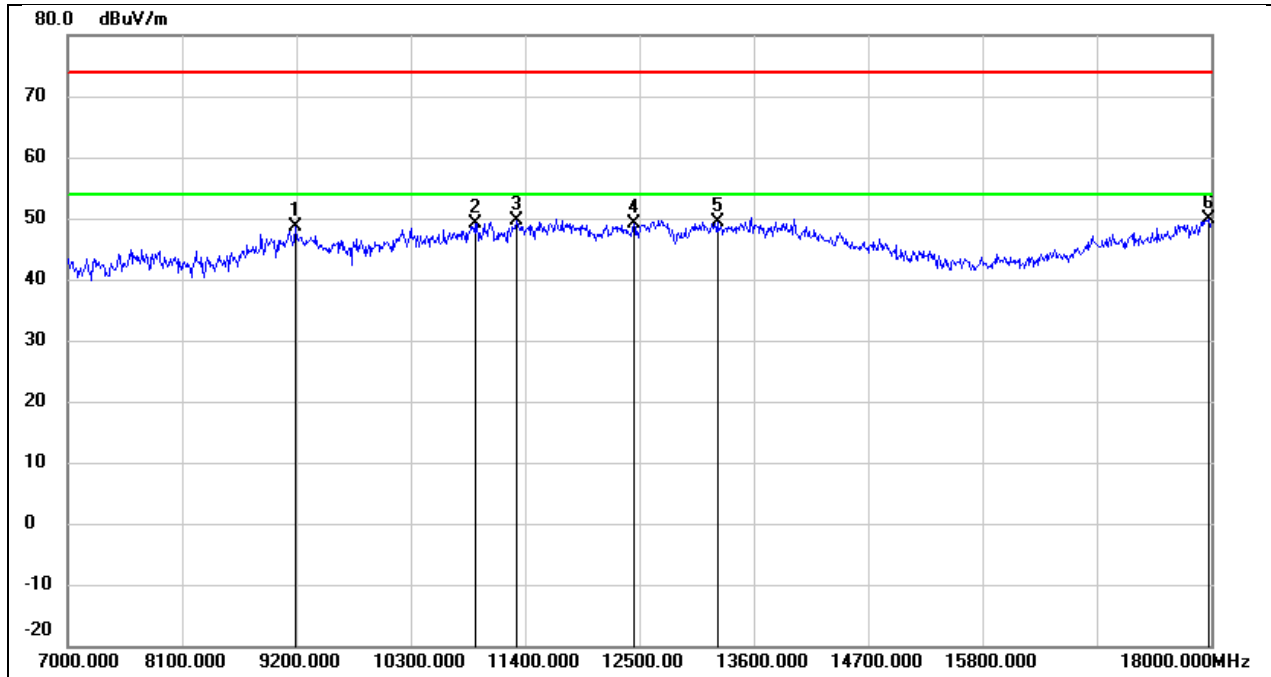
No.	Frequency (MHz)	Reading (dBuV)	Correct (dB/m)	Result (dBuV/m)	Limit (dBuV/m)	Margin (dB)	Remark
1	9068.000	36.87	10.39	47.26	74.00	-26.74	peak
2	10729.000	34.43	13.69	48.12	74.00	-25.88	peak
3	11884.000	32.62	17.48	50.10	74.00	-23.90	peak
4	12698.000	31.82	18.08	49.90	74.00	-24.10	peak
5	13996.000	28.13	21.87	50.00	74.00	-24.00	peak
6	17956.000	24.84	25.82	50.66	74.00	-23.34	peak

Test Mode:	802.11ax HE20	Frequency(MHz):	5320
Polarity:	Vertical	Test Voltage:	DC 48 V



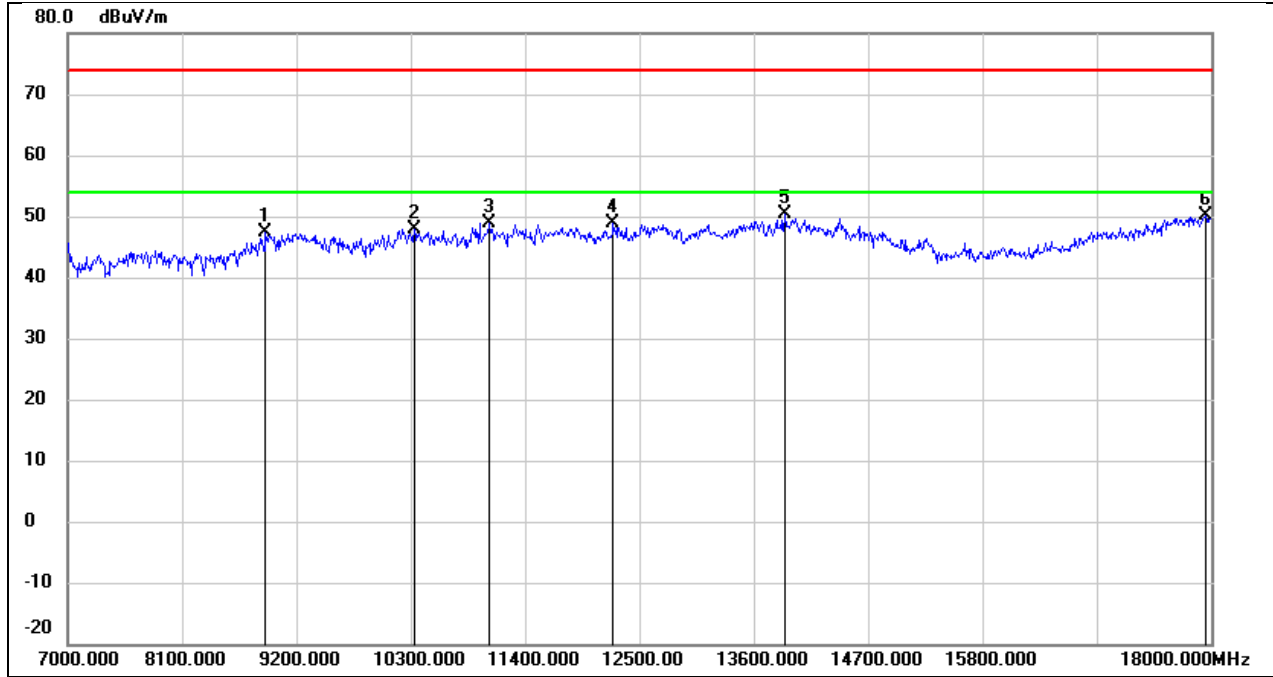
No.	Frequency (MHz)	Reading (dBuV)	Correct (dB/m)	Result (dBuV/m)	Limit (dBuV/m)	Margin (dB)	Remark
1	9266.000	37.56	10.51	48.07	74.00	-25.93	peak
2	11004.000	34.21	14.74	48.95	74.00	-25.05	peak
3	11400.000	33.01	16.36	49.37	74.00	-24.63	peak
4	12643.000	31.81	18.01	49.82	74.00	-24.18	peak
5	13908.000	29.00	21.66	50.66	74.00	-23.34	peak
6	17934.000	24.83	25.67	50.50	74.00	-23.50	peak

Test Mode:	802.11ax HE20	Frequency(MHz):	5500
Polarity:	Horizontal	Test Voltage:	DC 48 V



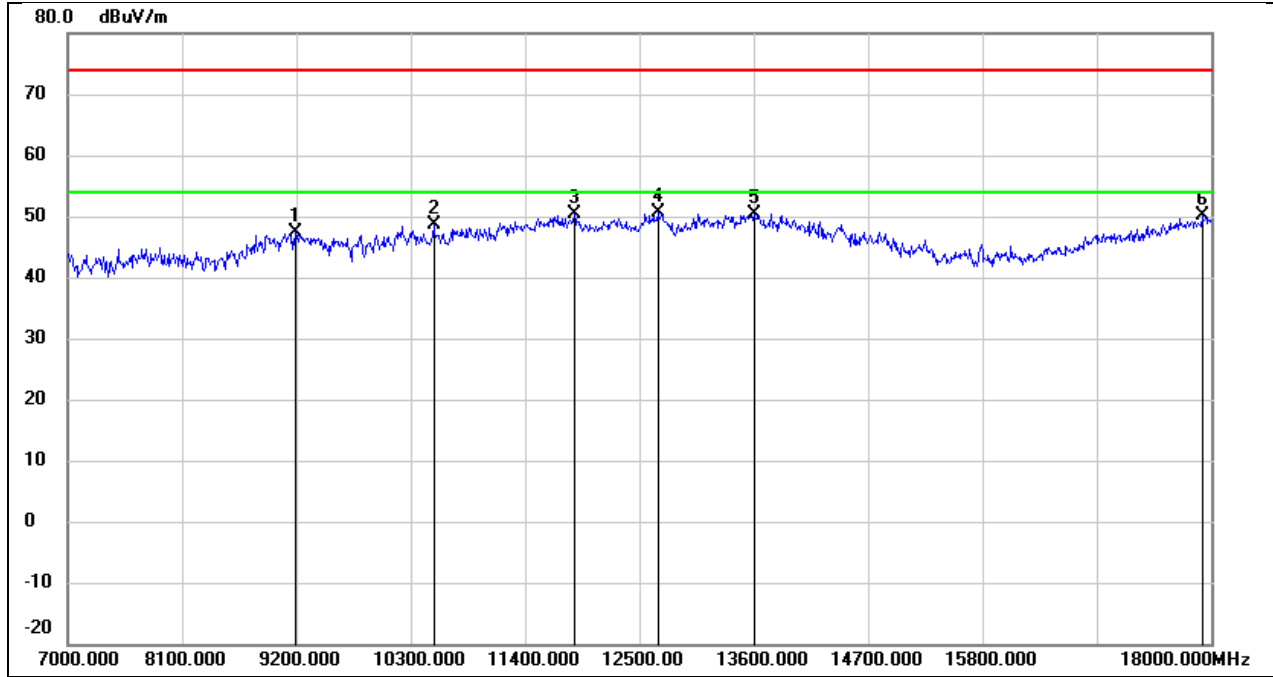
No.	Frequency (MHz)	Reading (dBuV)	Correct (dB/m)	Result (dBuV/m)	Limit (dBuV/m)	Margin (dB)	Remark
1	9189.000	38.05	10.46	48.51	74.00	-25.49	peak
2	10916.000	34.65	14.39	49.04	74.00	-24.96	peak
3	11323.000	33.49	16.05	49.54	74.00	-24.46	peak
4	12445.000	31.19	17.82	49.01	74.00	-24.99	peak
5	13248.000	29.90	19.54	49.44	74.00	-24.56	peak
6	17978.000	23.83	25.97	49.80	74.00	-24.20	peak

Test Mode:	802.11ax HE20	Frequency(MHz):	5500
Polarity:	Vertical	Test Voltage:	DC 48 V



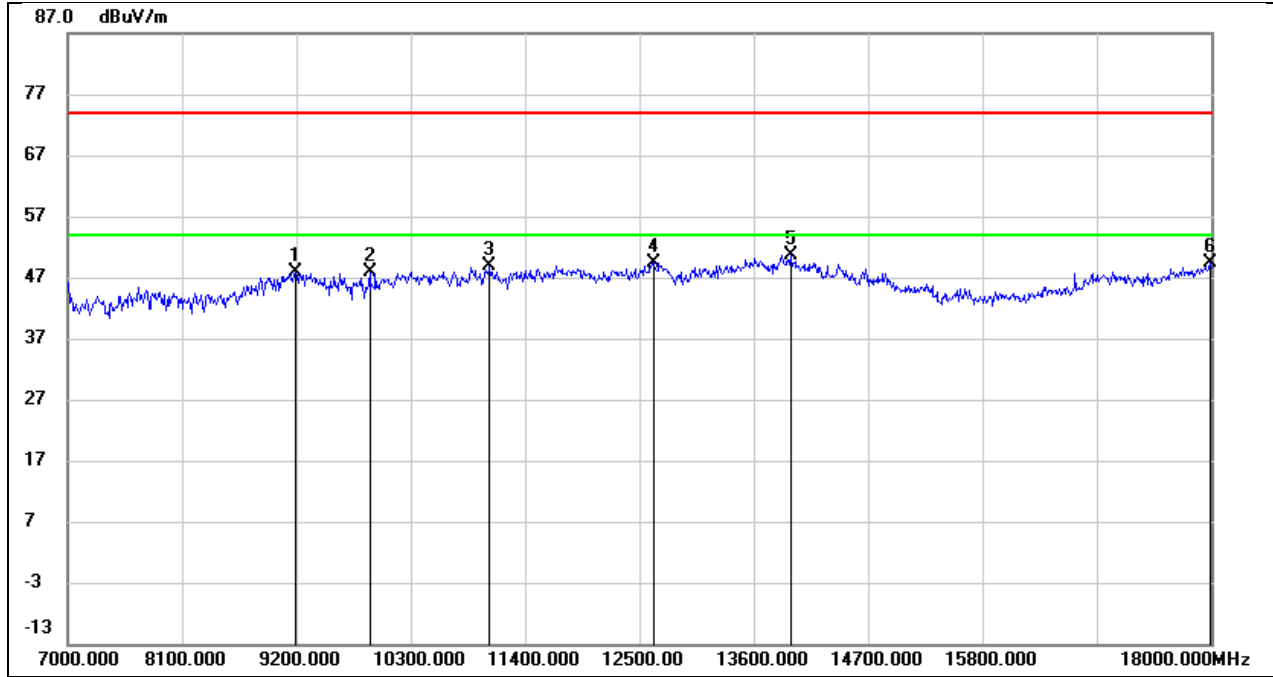
No.	Frequency (MHz)	Reading (dBuV)	Correct (dB/m)	Result (dBuV/m)	Limit (dBuV/m)	Margin (dB)	Remark
1	8903.000	37.61	9.66	47.27	74.00	-26.73	peak
2	10333.000	35.35	12.47	47.82	74.00	-26.18	peak
3	11059.000	34.02	14.96	48.98	74.00	-25.02	peak
4	12247.000	31.06	17.77	48.83	74.00	-25.17	peak
5	13897.000	28.66	21.62	50.28	74.00	-23.72	peak
6	17945.000	24.42	25.75	50.17	74.00	-23.83	peak

Test Mode:	802.11ax HE20	Frequency(MHz):	5580
Polarity:	Horizontal	Test Voltage:	DC 48 V



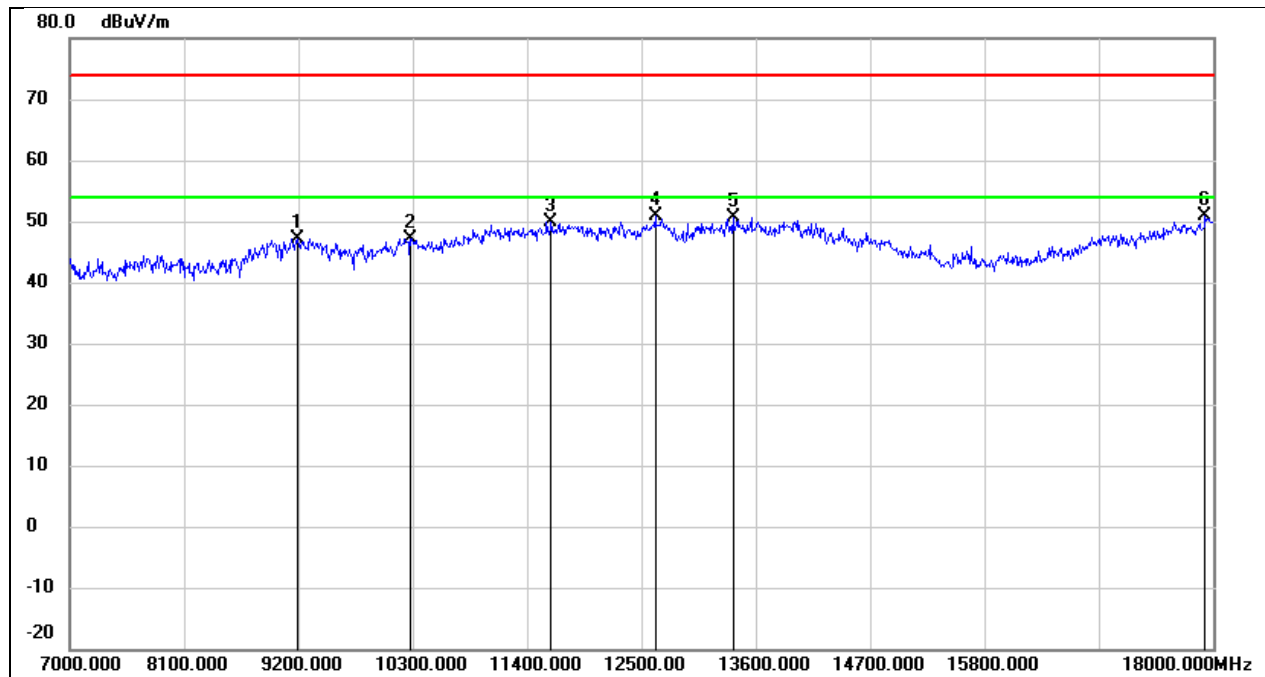
No.	Frequency (MHz)	Reading (dBuV)	Correct (dB/m)	Result (dBuV/m)	Limit (dBuV/m)	Margin (dB)	Remark
1	9189.000	36.81	10.46	47.27	74.00	-26.73	peak
2	10520.000	35.77	12.90	48.67	74.00	-25.33	peak
3	11873.000	32.89	17.46	50.35	74.00	-23.65	peak
4	12676.000	32.67	18.05	50.72	74.00	-23.28	peak
5	13600.000	29.49	20.89	50.38	74.00	-23.62	peak
6	17912.000	24.64	25.52	50.16	74.00	-23.84	peak

Test Mode:	802.11ax HE20	Frequency(MHz):	5580
Polarity:	Vertical	Test Voltage:	DC 48 V



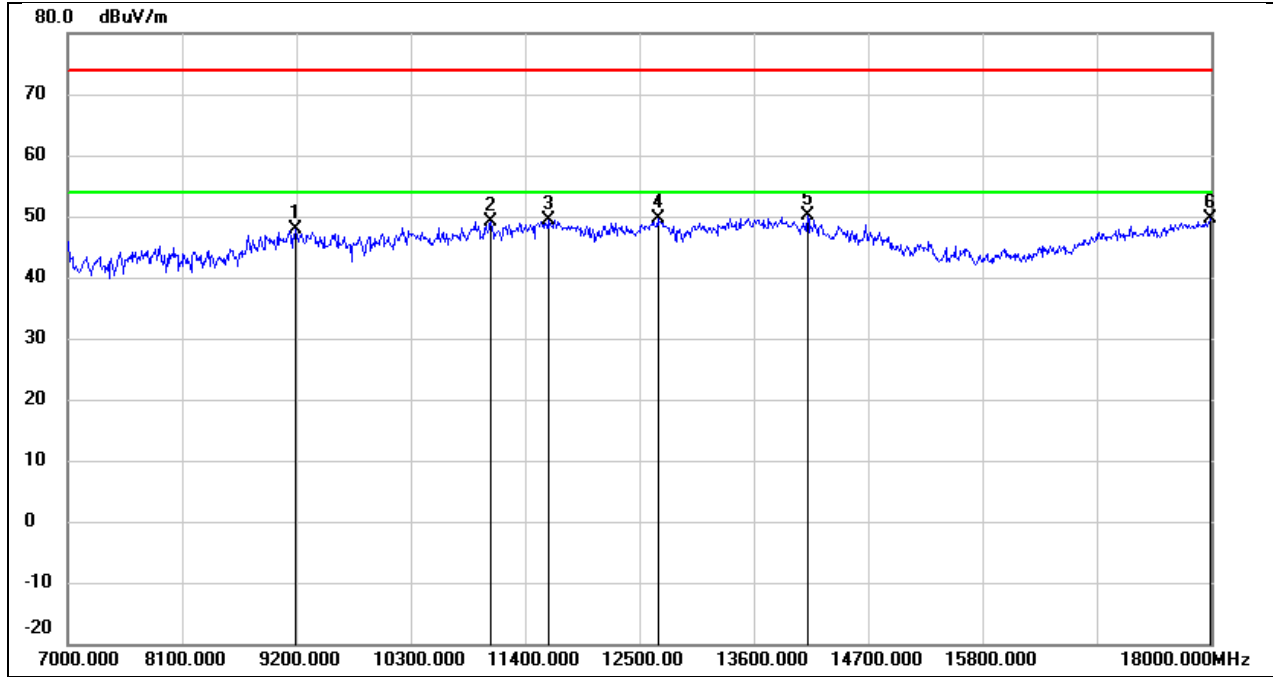
No.	Frequency (MHz)	Reading (dBuV)	Correct (dB/m)	Result (dBuV/m)	Limit (dBuV/m)	Margin (dB)	Remark
1	9189.000	37.33	10.46	47.79	74.00	-26.21	peak
2	9904.000	36.29	11.55	47.84	74.00	-26.16	peak
3	11059.000	33.86	14.96	48.82	74.00	-25.18	peak
4	12632.000	31.49	17.99	49.48	74.00	-24.52	peak
5	13952.000	28.80	21.76	50.56	74.00	-23.44	peak
6	17989.000	23.30	26.04	49.34	74.00	-24.66	peak

Test Mode:	802.11ax HE20	Frequency(MHz):	5700
Polarity:	Horizontal	Test Voltage:	DC 48 V



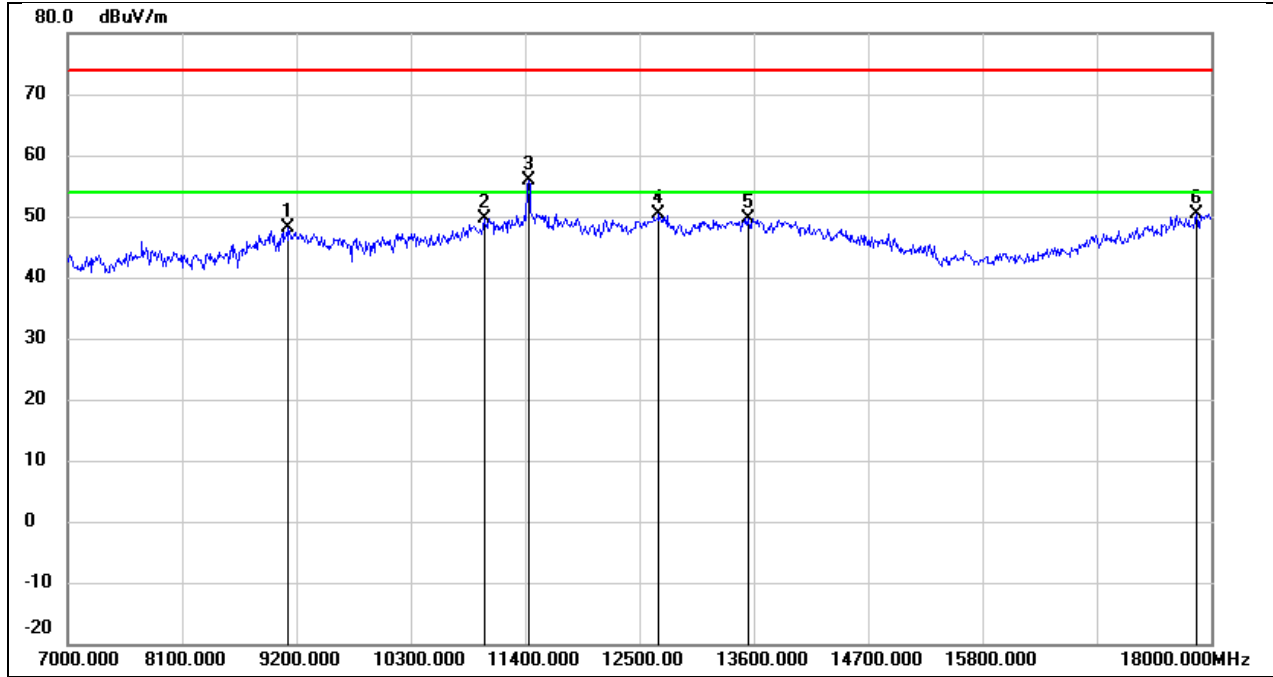
No.	Frequency (MHz)	Reading (dBuV)	Correct (dB/m)	Result (dBuV/m)	Limit (dBuV/m)	Margin (dB)	Remark
1	9189.000	36.78	10.46	47.24	74.00	-26.76	peak
2	10278.000	34.87	12.35	47.22	74.00	-26.78	peak
3	11631.000	32.96	17.01	49.97	74.00	-24.03	peak
4	12632.000	32.88	17.99	50.87	74.00	-23.13	peak
5	13380.000	30.56	20.12	50.68	74.00	-23.32	peak
6	17923.000	25.30	25.60	50.90	74.00	-23.10	peak

Test Mode:	802.11ax HE20	Frequency(MHz):	5700
Polarity:	Vertical	Test Voltage:	DC 48 V



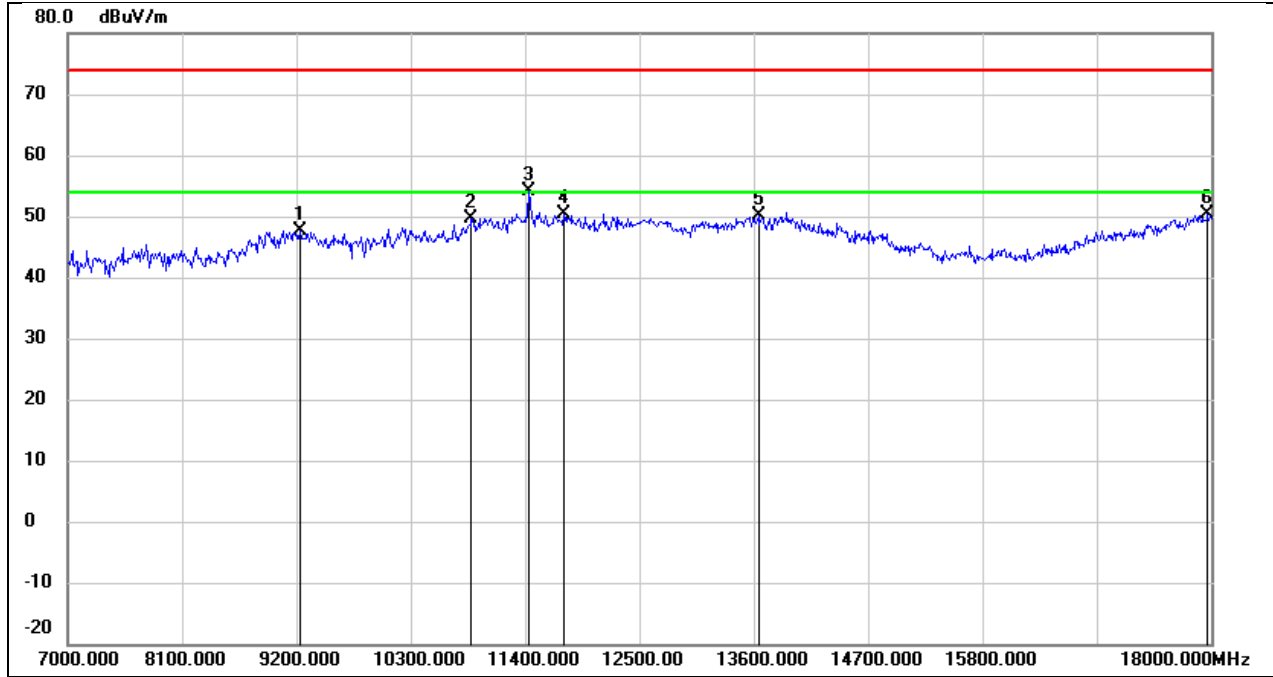
No.	Frequency (MHz)	Reading (dBuV)	Correct (dB/m)	Result (dBuV/m)	Limit (dBuV/m)	Margin (dB)	Remark
1	9189.000	37.30	10.46	47.76	74.00	-26.24	peak
2	11070.000	34.10	15.01	49.11	74.00	-24.89	peak
3	11620.000	32.41	16.99	49.40	74.00	-24.60	peak
4	12676.000	31.52	18.05	49.57	74.00	-24.43	peak
5	14117.000	28.75	21.39	50.14	74.00	-23.86	peak
6	17989.000	23.56	26.04	49.60	74.00	-24.40	peak

Test Mode:	802.11ax HE20	Frequency(MHz):	5720
Polarity:	Horizontal	Test Voltage:	DC 48 V



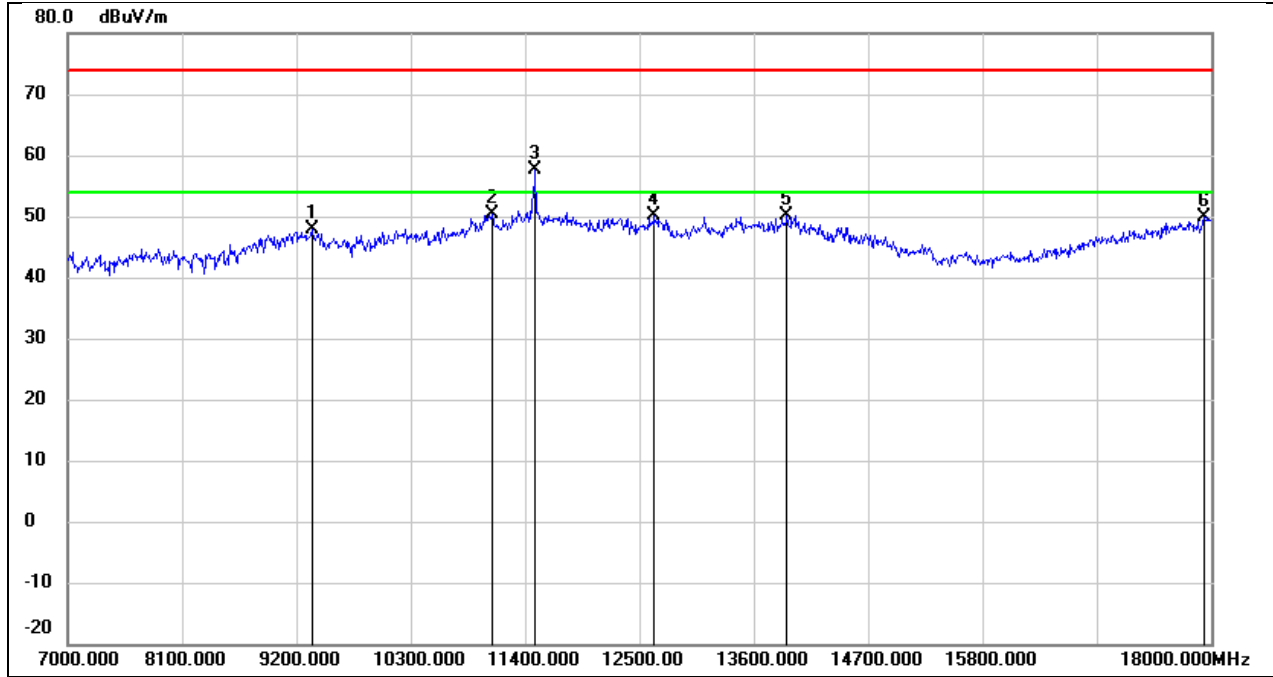
No.	Frequency (MHz)	Reading (dBuV)	Correct (dB/m)	Result (dBuV/m)	Limit (dBuV/m)	Margin (dB)	Remark
1	9112.000	37.73	10.41	48.14	74.00	-25.86	peak
2	11004.000	34.95	14.74	49.69	74.00	-24.31	peak
3	11433.000	39.38	16.50	55.88	74.00	-18.12	peak
4	12687.000	32.34	18.05	50.39	74.00	-23.61	peak
5	13545.000	28.95	20.75	49.70	74.00	-24.30	peak
6	17857.000	25.31	25.14	50.45	74.00	-23.55	peak

Test Mode:	802.11ax HE20	Frequency(MHz):	5720
Polarity:	Vertical	Test Voltage:	DC 48 V



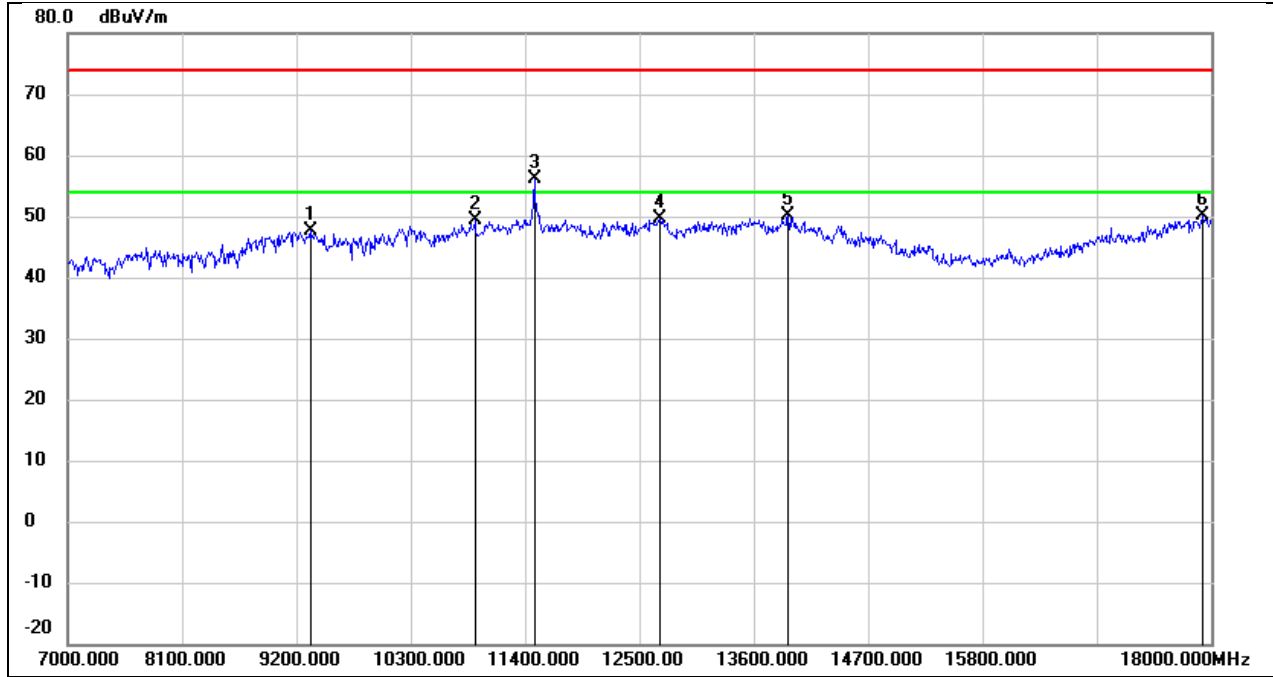
No.	Frequency (MHz)	Reading (dBuV)	Correct (dB/m)	Result (dBuV/m)	Limit (dBuV/m)	Margin (dB)	Remark
1	9233.000	37.10	10.48	47.58	74.00	-26.42	peak
2	10883.000	35.33	14.27	49.60	74.00	-24.40	peak
3	11433.000	37.63	16.50	54.13	74.00	-19.87	peak
4	11774.000	33.20	17.28	50.48	74.00	-23.52	peak
5	13644.000	29.04	20.99	50.03	74.00	-23.97	peak
6	17967.000	24.48	25.89	50.37	74.00	-23.63	peak

Test Mode:	802.11ax HE20	Frequency(MHz):	5745
Polarity:	Horizontal	Test Voltage:	DC 48 V



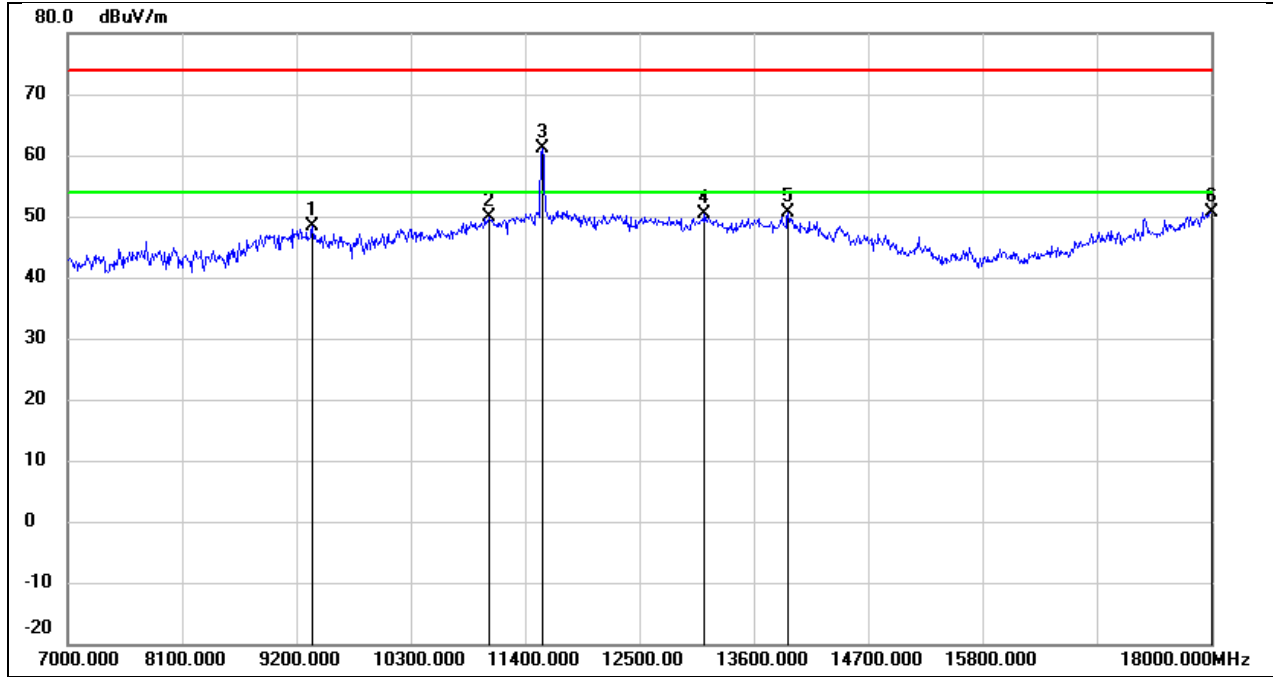
No.	Frequency (MHz)	Reading (dBuV)	Correct (dB/m)	Result (dBuV/m)	Limit (dBuV/m)	Margin (dB)	Remark
1	9354.000	37.26	10.56	47.82	74.00	-26.18	peak
2	11081.000	35.31	15.05	50.36	74.00	-23.64	peak
3	11499.000	40.92	16.77	57.69	74.00	-16.31	peak
4	12643.000	32.19	18.01	50.20	74.00	-23.80	peak
5	13919.000	28.45	21.68	50.13	74.00	-23.87	peak
6	17934.000	24.22	25.67	49.89	74.00	-24.11	peak

Test Mode:	802.11ax HE20	Frequency(MHz):	5745
Polarity:	Vertical	Test Voltage:	DC 48 V



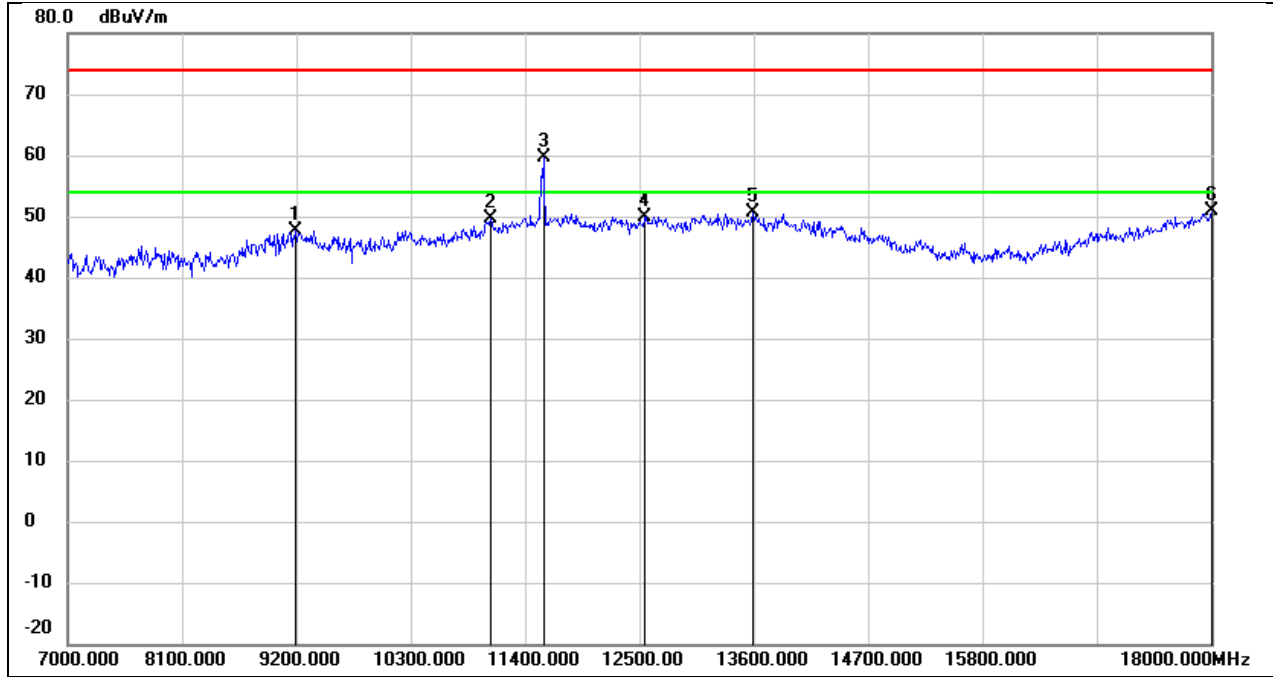
No.	Frequency (MHz)	Reading (dBuV)	Correct (dB/m)	Result (dBuV/m)	Limit (dBuV/m)	Margin (dB)	Remark
1	9332.000	37.08	10.54	47.62	74.00	-26.38	peak
2	10916.000	34.95	14.39	49.34	74.00	-24.66	peak
3	11488.000	39.47	16.72	56.19	74.00	-17.81	peak
4	12698.000	31.46	18.08	49.54	74.00	-24.46	peak
5	13930.000	28.34	21.71	50.05	74.00	-23.95	peak
6	17923.000	24.56	25.60	50.16	74.00	-23.84	peak

Test Mode:	802.11ax HE20	Frequency(MHz):	5785
Polarity:	Horizontal	Test Voltage:	DC 48 V



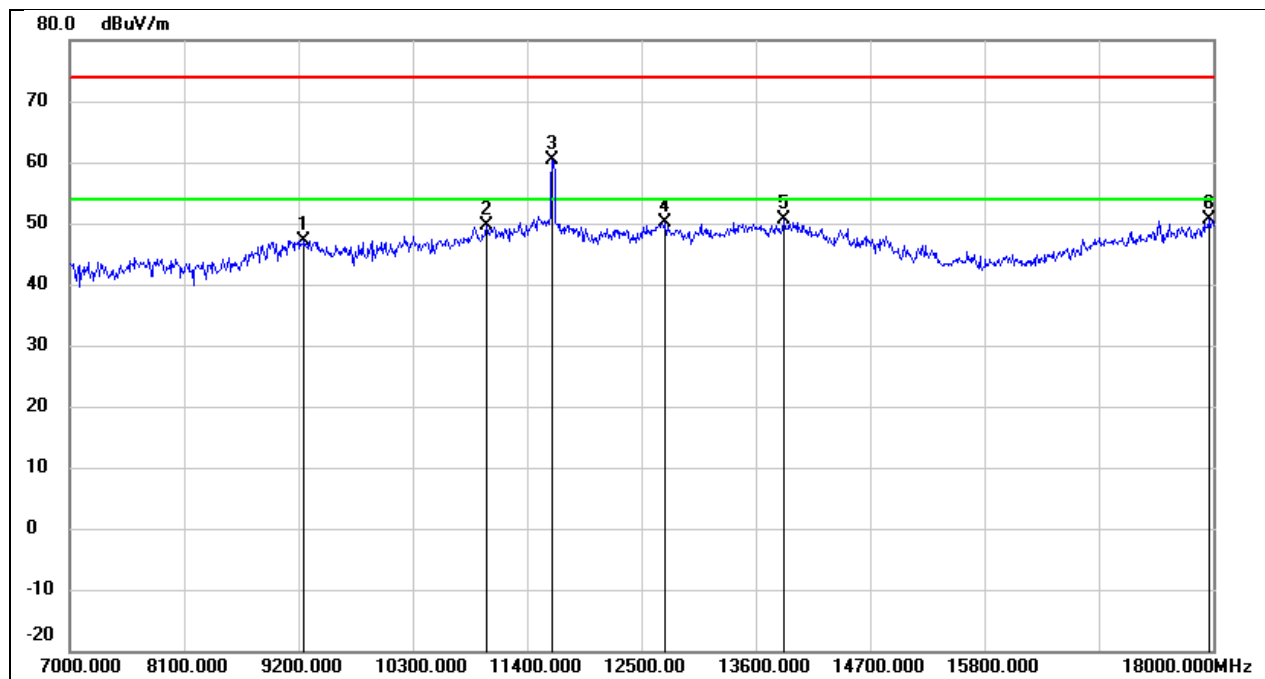
No.	Frequency (MHz)	Reading (dBuV)	Correct (dB/m)	Result (dBuV/m)	Limit (dBuV/m)	Margin (dB)	Remark
1	9354.000	37.84	10.56	48.40	74.00	-25.60	peak
2	11059.000	34.85	14.96	49.81	74.00	-24.19	peak
3	11565.000	44.24	16.89	61.13	74.00	-12.87	peak
4	13127.000	31.46	19.01	50.47	74.00	-23.53	peak
5	13930.000	28.90	21.71	50.61	74.00	-23.39	peak
6	18000.000	24.59	26.12	50.71	74.00	-23.29	peak

Test Mode:	802.11ax HE20	Frequency(MHz):	5785
Polarity:	Vertical	Test Voltage:	DC 48 V



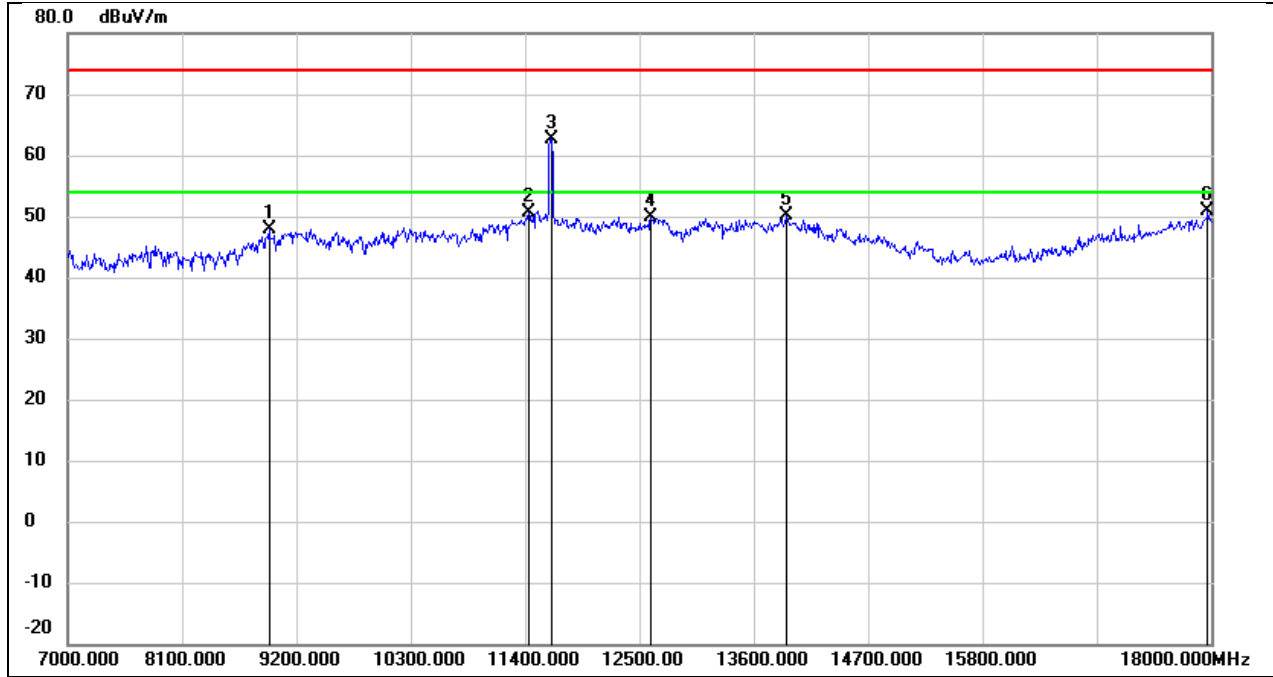
No.	Frequency (MHz)	Reading (dBuV)	Correct (dB/m)	Result (dBuV/m)	Limit (dBuV/m)	Margin (dB)	Remark
1	9189.000	37.25	10.46	47.71	74.00	-26.29	peak
2	11070.000	34.59	15.01	49.60	74.00	-24.40	peak
3	11576.000	42.68	16.91	59.59	74.00	-14.41	peak
4	12555.000	32.02	17.90	49.92	74.00	-24.08	peak
5	13589.000	29.83	20.86	50.69	74.00	-23.31	peak
6	18000.000	24.81	26.12	50.93	74.00	-23.07	peak

Test Mode:	802.11ax HE20	Frequency(MHz):	5825
Polarity:	Horizontal	Test Voltage:	DC 48 V



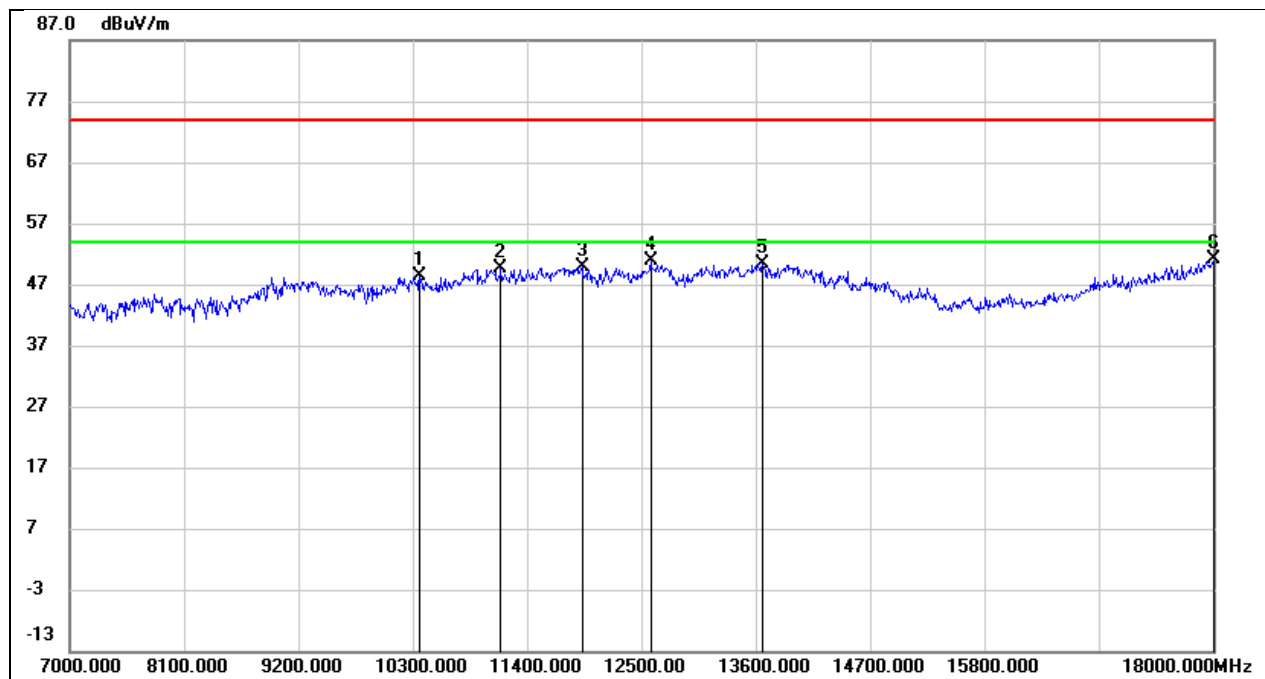
No.	Frequency (MHz)	Reading (dBuV)	Correct (dB/m)	Result (dBuV/m)	Limit (dBuV/m)	Margin (dB)	Remark
1	9255.000	36.64	10.51	47.15	74.00	-26.85	peak
2	11004.000	34.83	14.74	49.57	74.00	-24.43	peak
3	11642.000	43.45	17.03	60.48	74.00	-13.52	peak
4	12731.000	31.90	18.12	50.02	74.00	-23.98	peak
5	13875.000	29.01	21.57	50.58	74.00	-23.42	peak
6	17956.000	24.83	25.82	50.65	74.00	-23.35	peak

Test Mode:	802.11ax HE20	Frequency(MHz):	5825
Polarity:	Vertical	Test Voltage:	DC 48 V



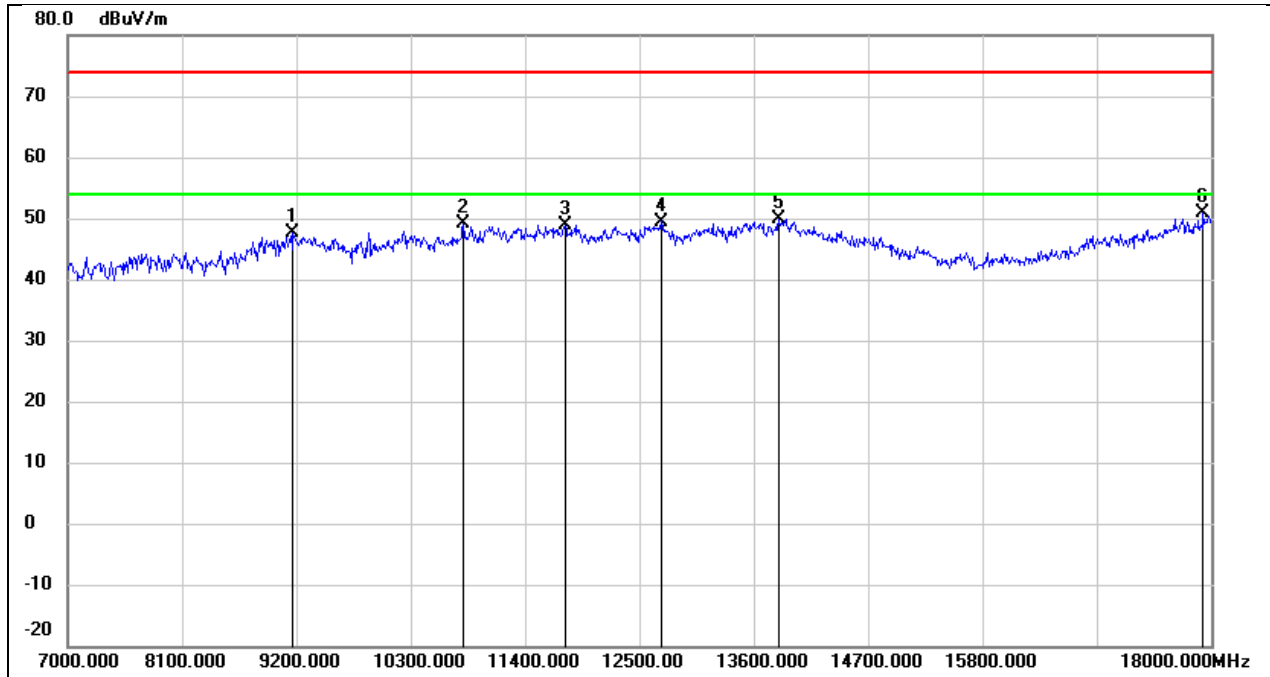
No.	Frequency (MHz)	Reading (dBuV)	Correct (dB/m)	Result (dBuV/m)	Limit (dBuV/m)	Margin (dB)	Remark
1	8936.000	38.06	9.90	47.96	74.00	-26.04	peak
2	11433.000	34.18	16.50	50.68	74.00	-23.32	peak
3	11653.000	45.58	17.05	62.63	74.00	-11.37	peak
4	12610.000	31.83	17.97	49.80	74.00	-24.20	peak
5	13919.000	28.34	21.68	50.02	74.00	-23.98	peak
6	17967.000	25.09	25.89	50.98	74.00	-23.02	peak

Test Mode:	802.11ax HE40	Frequency(MHz):	5190
Polarity:	Horizontal	Test Voltage:	DC 48 V



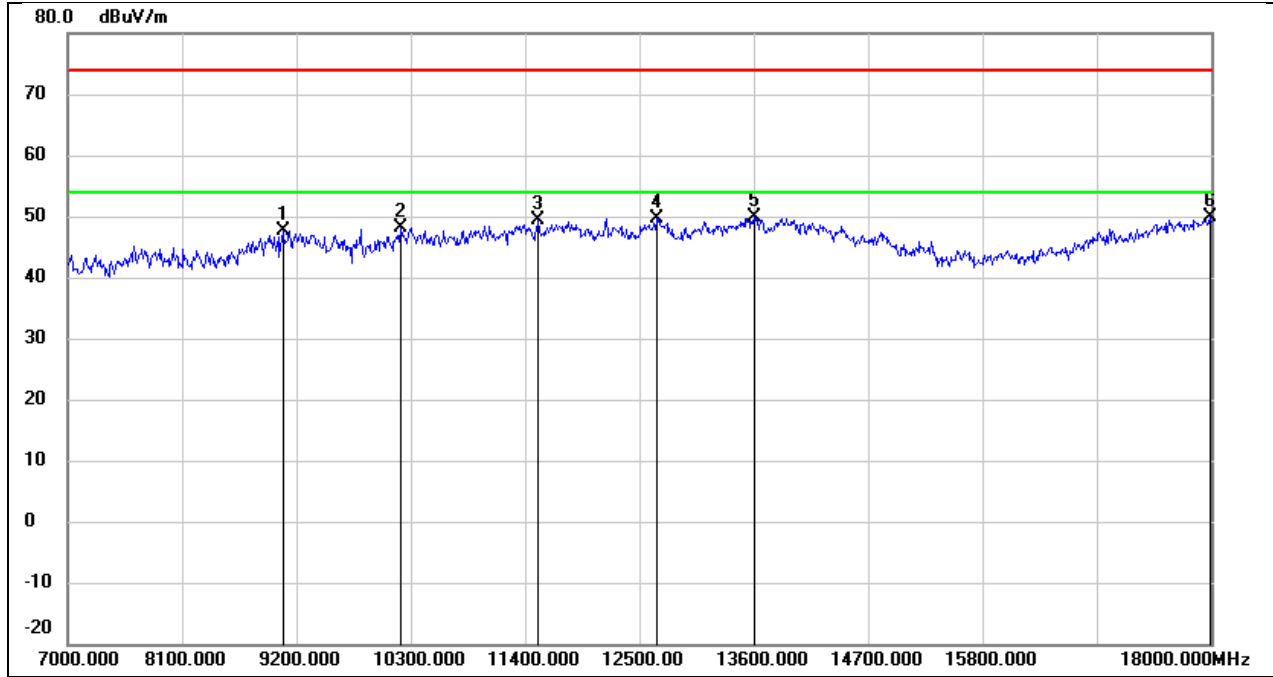
No.	Frequency (MHz)	Reading (dBuV)	Correct (dB/m)	Result (dBuV/m)	Limit (dBuV/m)	Margin (dB)	Remark
1	10366.000	35.78	12.54	48.32	74.00	-25.68	peak
2	11147.000	34.25	15.32	49.57	74.00	-24.43	peak
3	11928.000	32.22	17.57	49.79	74.00	-24.21	peak
4	12588.000	32.86	17.94	50.80	74.00	-23.20	peak
5	13666.000	29.42	21.05	50.47	74.00	-23.53	peak
6	18000.000	25.12	26.12	51.24	74.00	-22.76	peak

Test Mode:	802.11ax HE40	Frequency(MHz):	5190
Polarity:	Vertical	Test Voltage:	DC 48 V



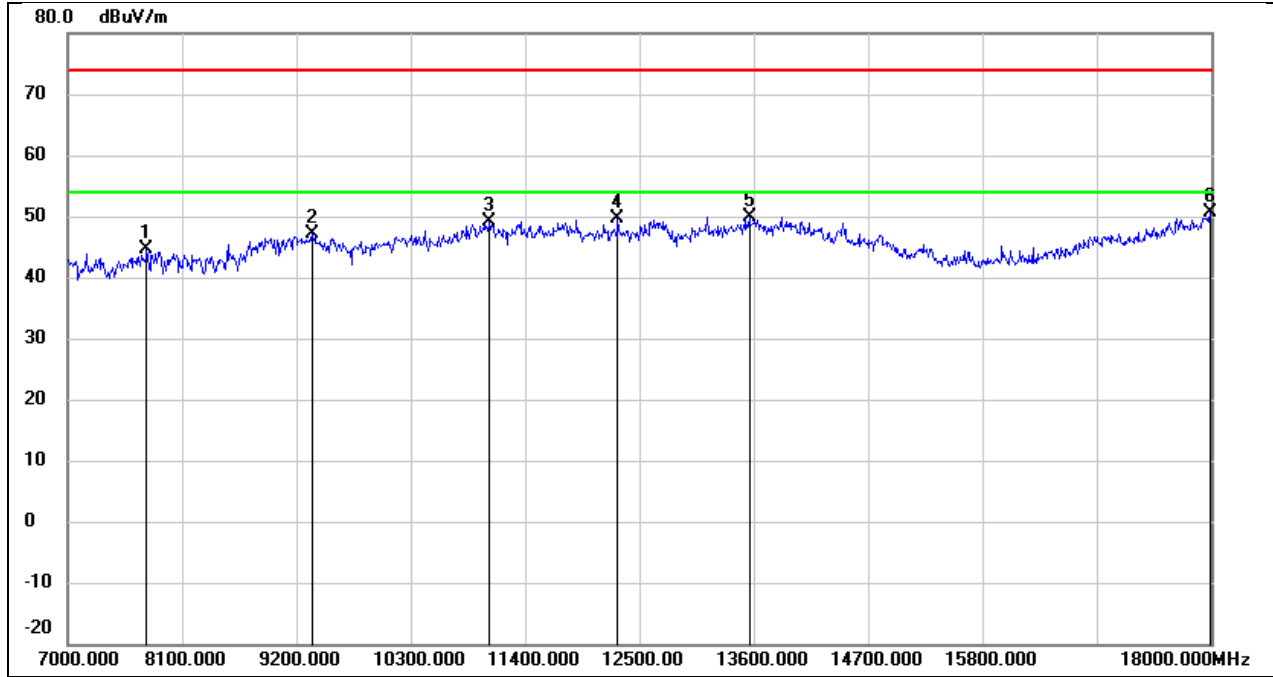
No.	Frequency (MHz)	Reading (dBuV)	Correct (dB/m)	Result (dBuV/m)	Limit (dBuV/m)	Margin (dB)	Remark
1	9167.000	37.11	10.45	47.56	74.00	-26.44	peak
2	10806.000	35.26	13.98	49.24	74.00	-24.76	peak
3	11785.000	31.47	17.30	48.77	74.00	-25.23	peak
4	12709.000	31.41	18.09	49.50	74.00	-24.50	peak
5	13842.000	28.38	21.49	49.87	74.00	-24.13	peak
6	17923.000	25.19	25.60	50.79	74.00	-23.21	peak

Test Mode:	802.11ax HE40	Frequency(MHz):	5230
Polarity:	Horizontal	Test Voltage:	DC 48 V



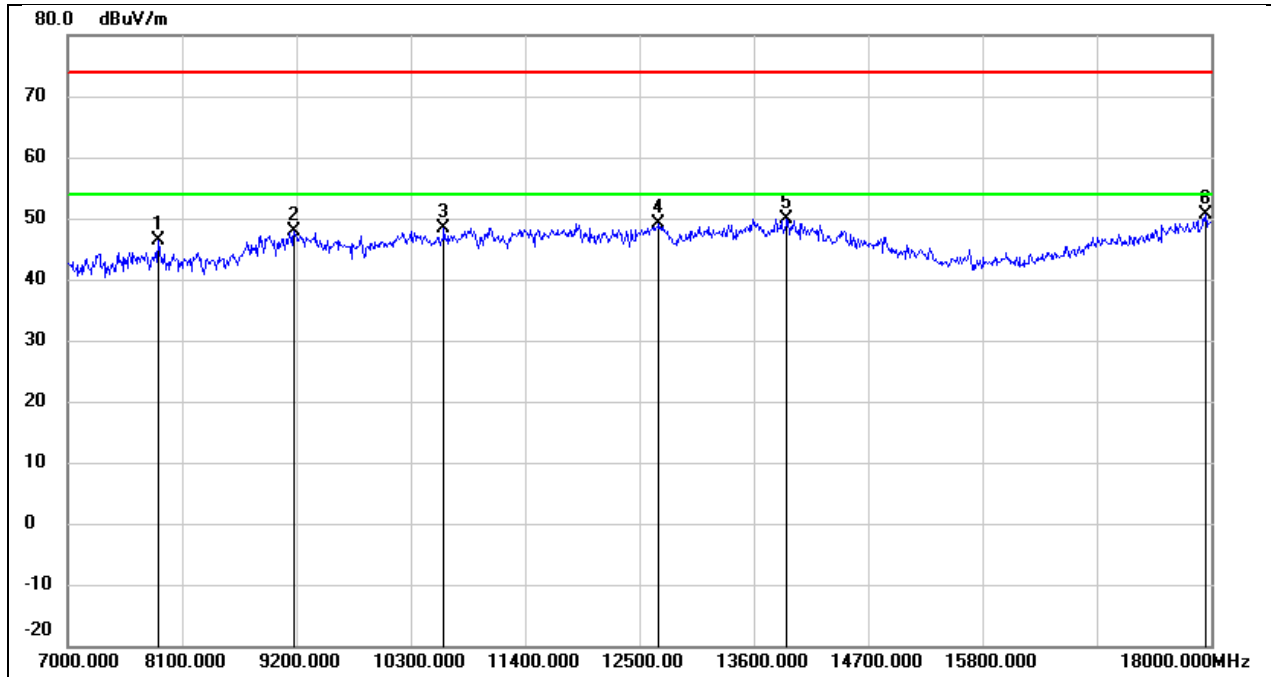
No.	Frequency (MHz)	Reading (dBuV)	Correct (dB/m)	Result (dBuV/m)	Limit (dBuV/m)	Margin (dB)	Remark
1	9068.000	37.31	10.39	47.70	74.00	-26.30	peak
2	10201.000	35.85	12.19	48.04	74.00	-25.96	peak
3	11521.000	32.59	16.82	49.41	74.00	-24.59	peak
4	12665.000	31.69	18.04	49.73	74.00	-24.27	peak
5	13600.000	28.90	20.89	49.79	74.00	-24.21	peak
6	17989.000	23.90	26.04	49.94	74.00	-24.06	peak

Test Mode:	802.11ax HE40	Frequency(MHz):	5230
Polarity:	Vertical	Test Voltage:	DC 48 V



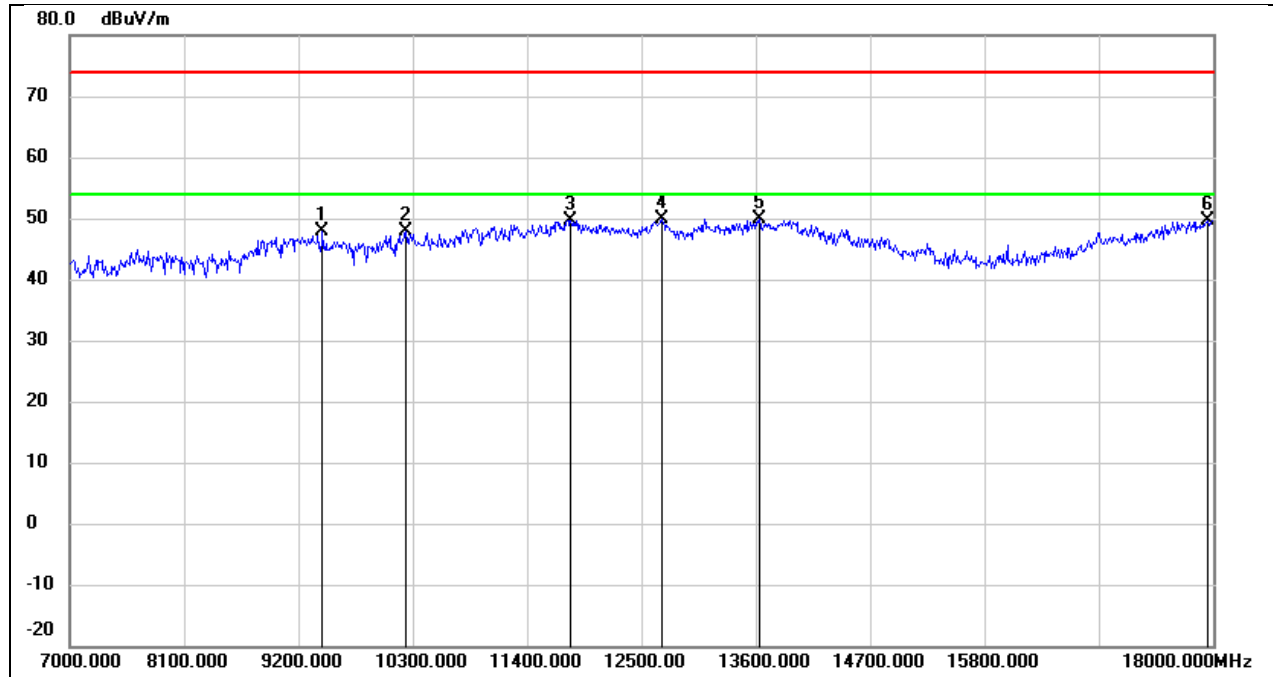
No.	Frequency (MHz)	Reading (dBuV)	Correct (dB/m)	Result (dBuV/m)	Limit (dBuV/m)	Margin (dB)	Remark
1	7759.000	38.01	6.64	44.65	74.00	-29.35	peak
2	9354.000	36.49	10.56	47.05	74.00	-26.95	peak
3	11059.000	34.13	14.96	49.09	74.00	-24.91	peak
4	12291.000	31.79	17.78	49.57	74.00	-24.43	peak
5	13556.000	29.17	20.78	49.95	74.00	-24.05	peak
6	17989.000	24.67	26.04	50.71	74.00	-23.29	peak

Test Mode:	802.11ax HE40	Frequency(MHz):	5270
Polarity:	Horizontal	Test Voltage:	DC 48 V



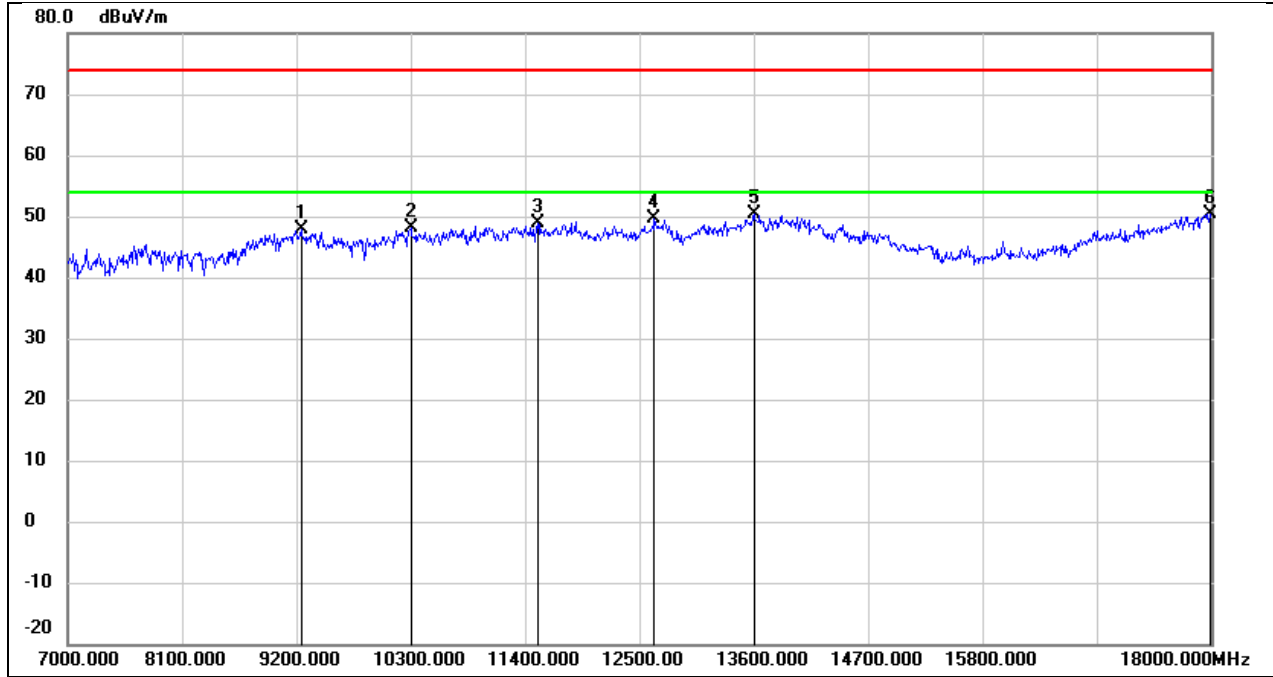
No.	Frequency (MHz)	Reading (dBuV)	Correct (dB/m)	Result (dBuV/m)	Limit (dBuV/m)	Margin (dB)	Remark
1	7869.000	39.84	6.54	46.38	74.00	-27.62	peak
2	9178.000	37.38	10.45	47.83	74.00	-26.17	peak
3	10619.000	35.10	13.28	48.38	74.00	-25.62	peak
4	12687.000	31.05	18.05	49.10	74.00	-24.90	peak
5	13919.000	28.29	21.68	49.97	74.00	-24.03	peak
6	17945.000	25.00	25.75	50.75	74.00	-23.25	peak

Test Mode:	802.11ax HE40	Frequency(MHz):	5270
Polarity:	Vertical	Test Voltage:	DC 48 V



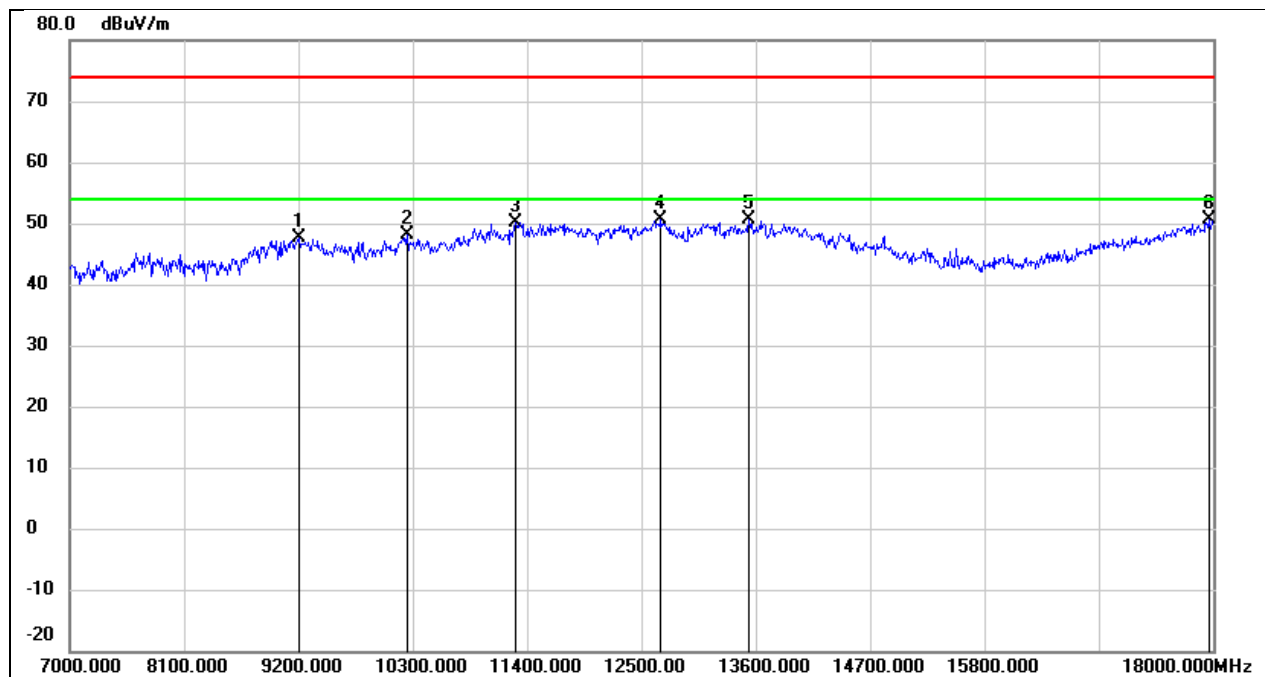
No.	Frequency (MHz)	Reading (dBuV)	Correct (dB/m)	Result (dBuV/m)	Limit (dBuV/m)	Margin (dB)	Remark
1	9431.000	37.32	10.61	47.93	74.00	-26.07	peak
2	10234.000	35.52	12.26	47.78	74.00	-26.22	peak
3	11818.000	32.37	17.36	49.73	74.00	-24.27	peak
4	12698.000	31.82	18.08	49.90	74.00	-24.10	peak
5	13633.000	28.84	20.97	49.81	74.00	-24.19	peak
6	17945.000	23.99	25.75	49.74	74.00	-24.26	peak

Test Mode:	802.11ax HE40	Frequency(MHz):	5310
Polarity:	Horizontal	Test Voltage:	DC 48 V



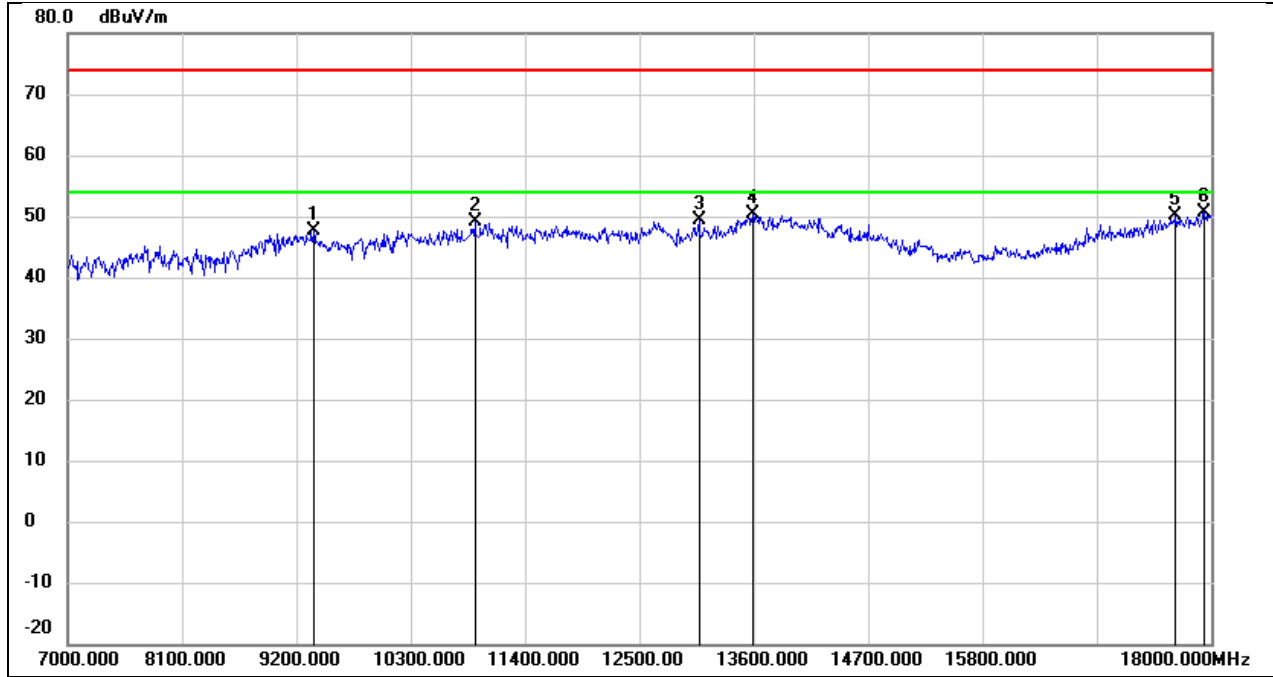
No.	Frequency (MHz)	Reading (dBuV)	Correct (dB/m)	Result (dBuV/m)	Limit (dBuV/m)	Margin (dB)	Remark
1	9244.000	37.27	10.49	47.76	74.00	-26.24	peak
2	10300.000	35.74	12.40	48.14	74.00	-25.86	peak
3	11521.000	32.13	16.82	48.95	74.00	-25.05	peak
4	12643.000	31.74	18.01	49.75	74.00	-24.25	peak
5	13600.000	29.48	20.89	50.37	74.00	-23.63	peak
6	17989.000	24.32	26.04	50.36	74.00	-23.64	peak

Test Mode:	802.11ax HE40	Frequency(MHz):	5310
Polarity:	Vertical	Test Voltage:	DC 48 V



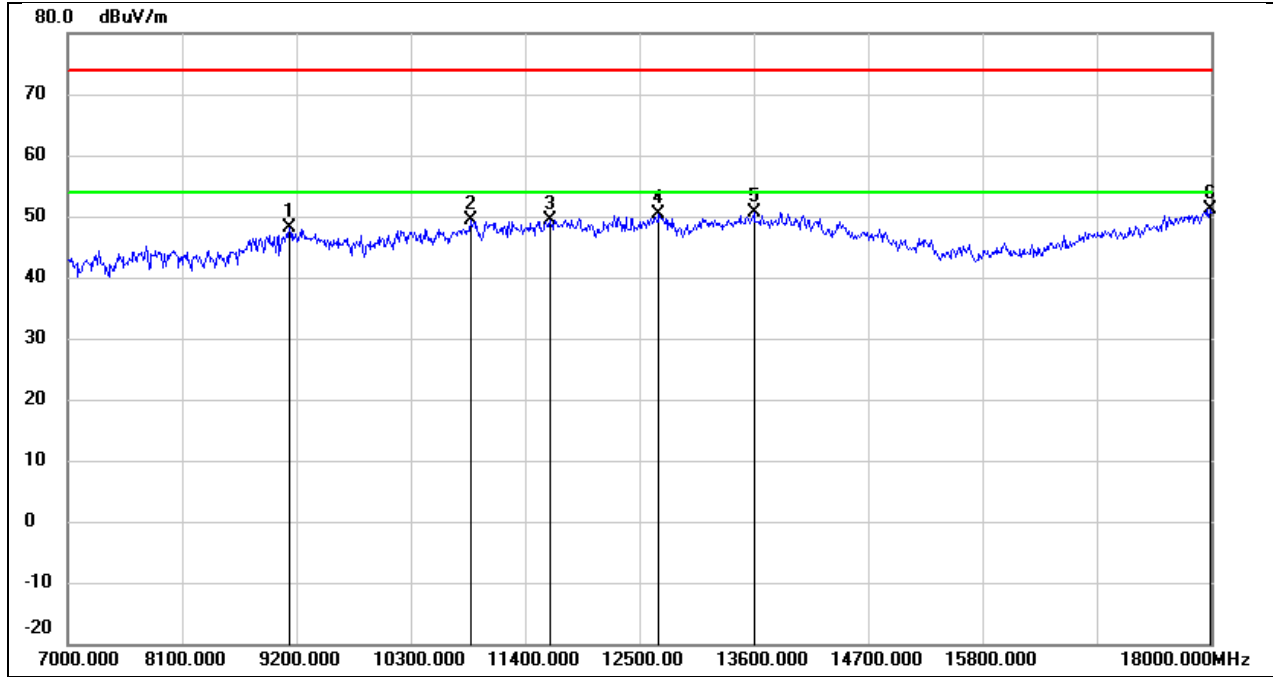
No.	Frequency (MHz)	Reading (dBuV)	Correct (dB/m)	Result (dBuV/m)	Limit (dBuV/m)	Margin (dB)	Remark
1	9200.000	37.09	10.46	47.55	74.00	-26.45	peak
2	10245.000	35.82	12.28	48.10	74.00	-25.90	peak
3	11290.000	34.16	15.90	50.06	74.00	-23.94	peak
4	12687.000	32.65	18.05	50.70	74.00	-23.30	peak
5	13534.000	29.79	20.73	50.52	74.00	-23.48	peak
6	17956.000	24.93	25.82	50.75	74.00	-23.25	peak

Test Mode:	802.11ax HE40	Frequency(MHz):	5510
Polarity:	Horizontal	Test Voltage:	DC 48 V



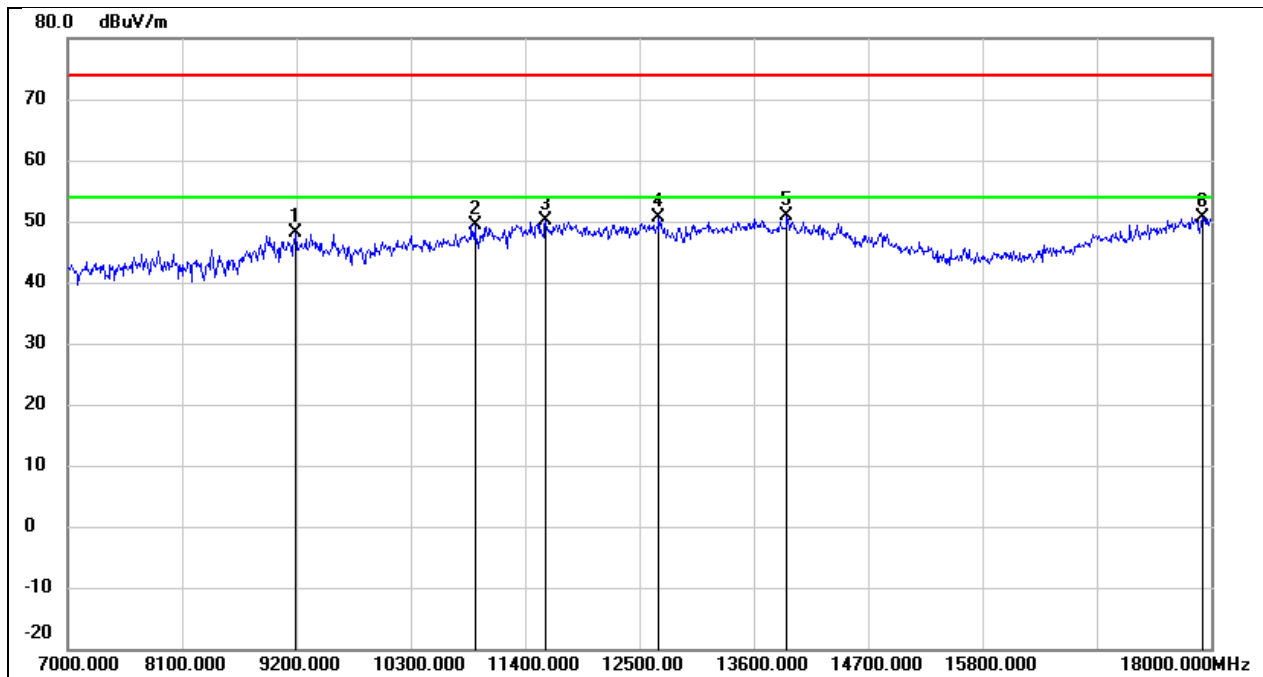
No.	Frequency (MHz)	Reading (dBuV)	Correct (dB/m)	Result (dBuV/m)	Limit (dBuV/m)	Margin (dB)	Remark
1	9365.000	37.10	10.57	47.67	74.00	-26.33	peak
2	10916.000	34.63	14.39	49.02	74.00	-24.98	peak
3	13072.000	30.49	18.77	49.26	74.00	-24.74	peak
4	13589.000	29.51	20.86	50.37	74.00	-23.63	peak
5	17659.000	26.24	23.78	50.02	74.00	-23.98	peak
6	17934.000	25.05	25.67	50.72	74.00	-23.28	peak

Test Mode:	802.11ax HE40	Frequency(MHz):	5510
Polarity:	Vertical	Test Voltage:	DC 48 V



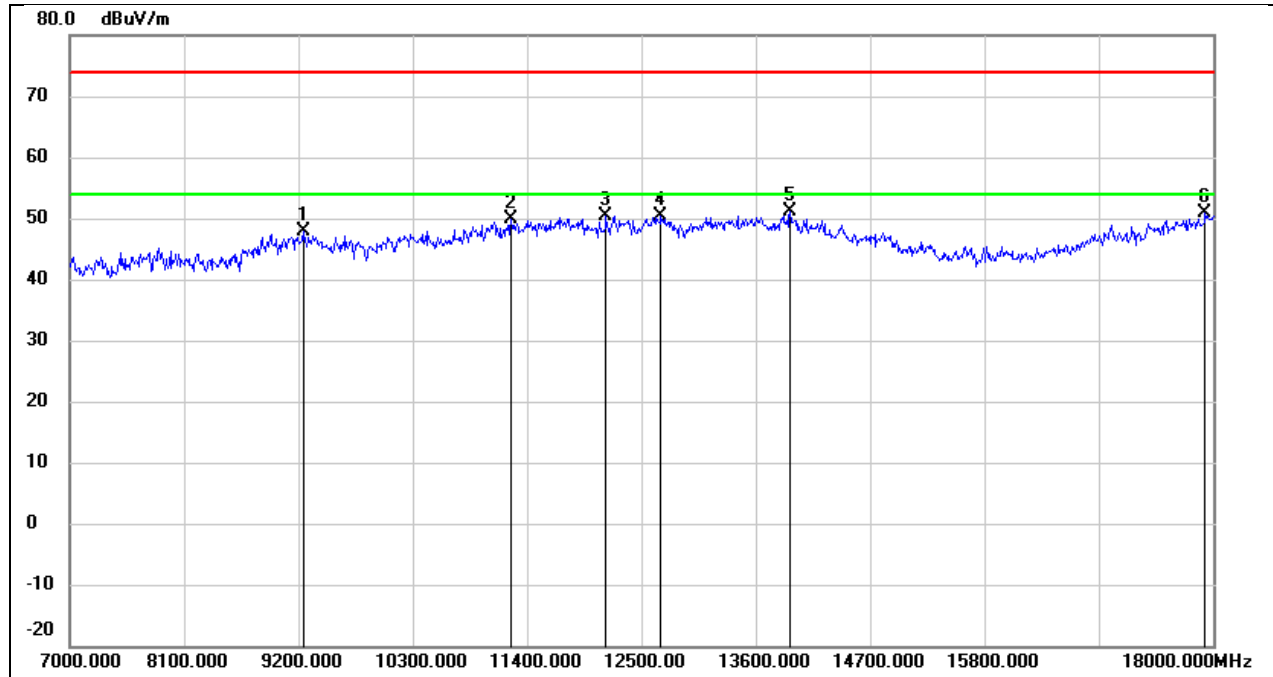
No.	Frequency (MHz)	Reading (dBuV)	Correct (dB/m)	Result (dBuV/m)	Limit (dBuV/m)	Margin (dB)	Remark
1	9134.000	37.60	10.41	48.01	74.00	-25.99	peak
2	10872.000	35.12	14.23	49.35	74.00	-24.65	peak
3	11642.000	32.41	17.03	49.44	74.00	-24.56	peak
4	12687.000	32.21	18.05	50.26	74.00	-23.74	peak
5	13600.000	29.78	20.89	50.67	74.00	-23.33	peak
6	17989.000	25.10	26.04	51.14	74.00	-22.86	peak

Test Mode:	802.11ax HE40	Frequency(MHz):	5550
Polarity:	Horizontal	Test Voltage:	DC 48 V



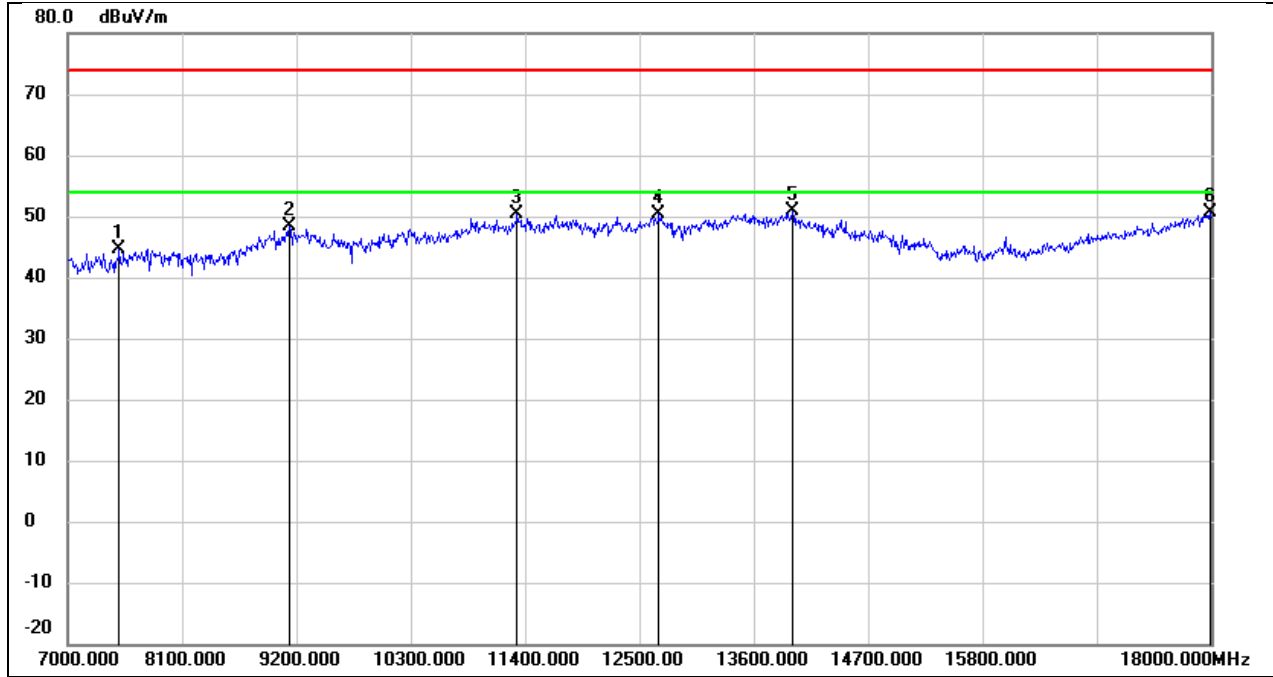
No.	Frequency (MHz)	Reading (dBuV)	Correct (dB/m)	Result (dBuV/m)	Limit (dBuV/m)	Margin (dB)	Remark
1	9189.000	37.66	10.46	48.12	74.00	-25.88	peak
2	10916.000	34.99	14.39	49.38	74.00	-24.62	peak
3	11598.000	33.09	16.96	50.05	74.00	-23.95	peak
4	12687.000	32.64	18.05	50.69	74.00	-23.31	peak
5	13919.000	29.31	21.68	50.99	74.00	-23.01	peak
6	17923.000	25.03	25.60	50.63	74.00	-23.37	peak

Test Mode:	802.11ax HE40	Frequency(MHz):	5550
Polarity:	Vertical	Test Voltage:	DC 48 V



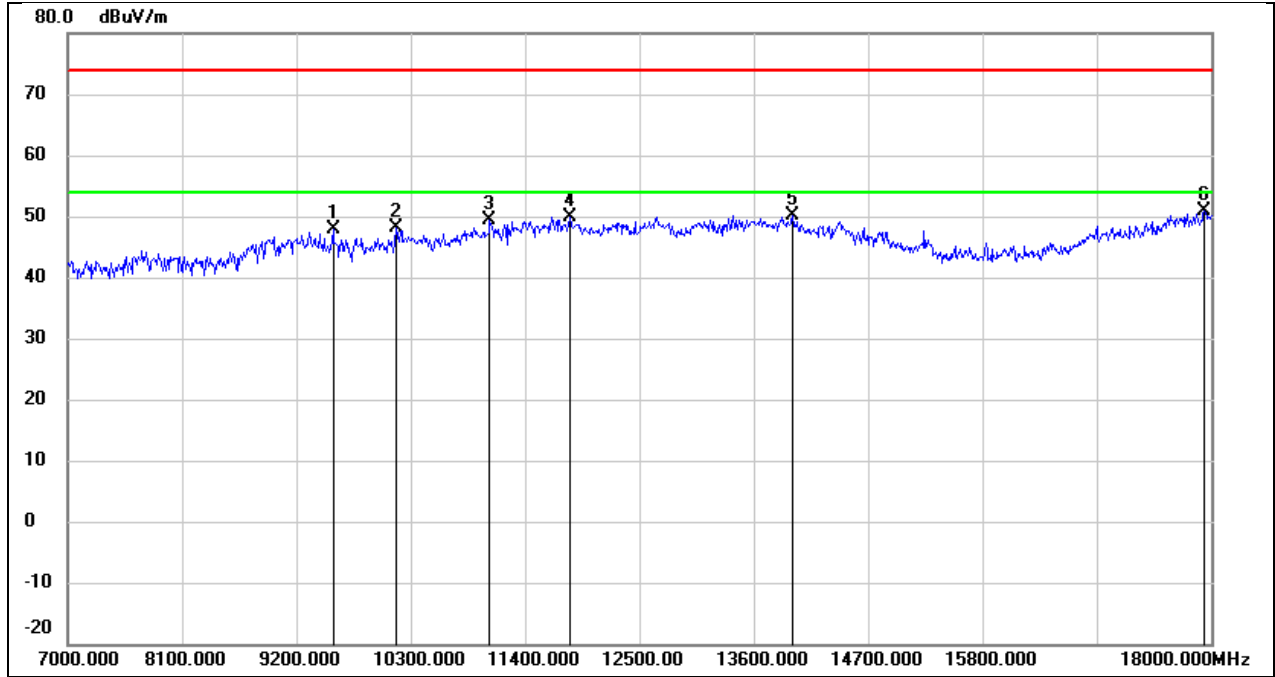
No.	Frequency (MHz)	Reading (dBuV)	Correct (dB/m)	Result (dBuV/m)	Limit (dBuV/m)	Margin (dB)	Remark
1	9244.000	37.46	10.49	47.95	74.00	-26.05	peak
2	11246.000	34.07	15.73	49.80	74.00	-24.20	peak
3	12159.000	32.72	17.73	50.45	74.00	-23.55	peak
4	12687.000	32.42	18.05	50.47	74.00	-23.53	peak
5	13930.000	29.45	21.71	51.16	74.00	-22.84	peak
6	17923.000	25.32	25.60	50.92	74.00	-23.08	peak

Test Mode:	802.11ax HE40	Frequency(MHz):	5670
Polarity:	Horizontal	Test Voltage:	DC 48 V



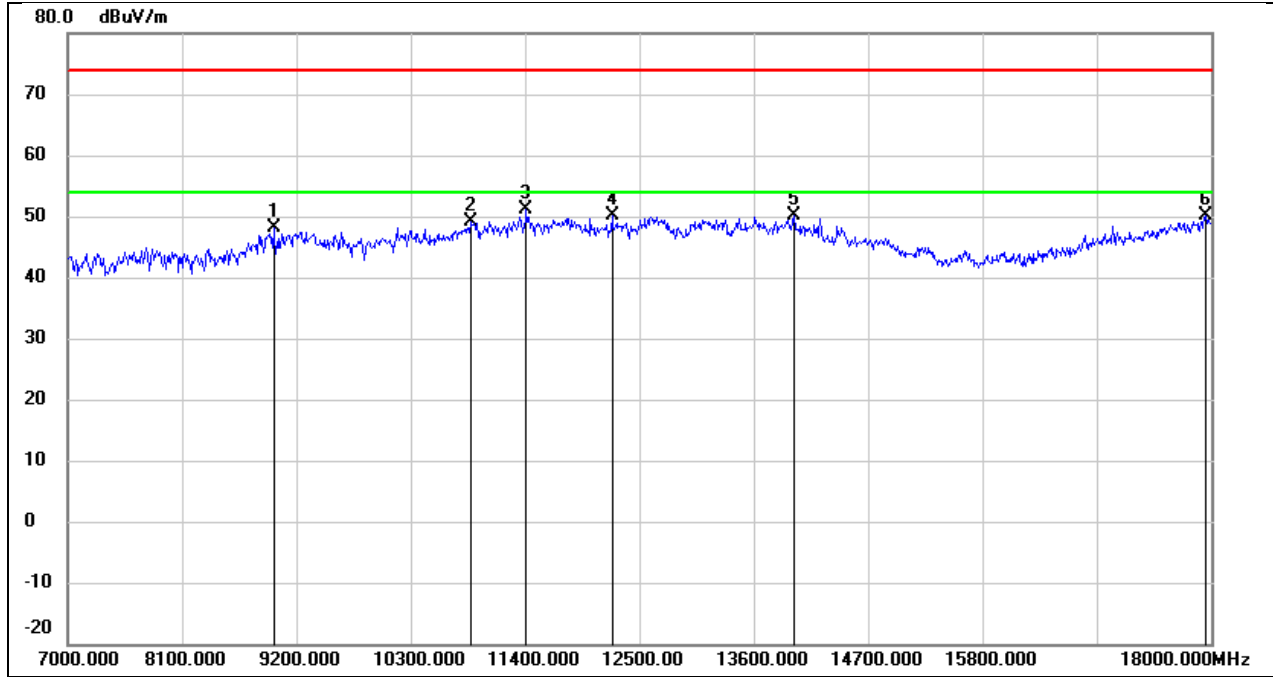
No.	Frequency (MHz)	Reading (dBuV)	Correct (dB/m)	Result (dBuV/m)	Limit (dBuV/m)	Margin (dB)	Remark
1	7495.000	37.82	6.87	44.69	74.00	-29.31	peak
2	9134.000	38.02	10.41	48.43	74.00	-25.57	peak
3	11323.000	34.26	16.05	50.31	74.00	-23.69	peak
4	12687.000	32.43	18.05	50.48	74.00	-23.52	peak
5	13974.000	29.00	21.82	50.82	74.00	-23.18	peak
6	17989.000	24.52	26.04	50.56	74.00	-23.44	peak

Test Mode:	802.11ax HE40	Frequency(MHz):	5670
Polarity:	Vertical	Test Voltage:	DC 48 V



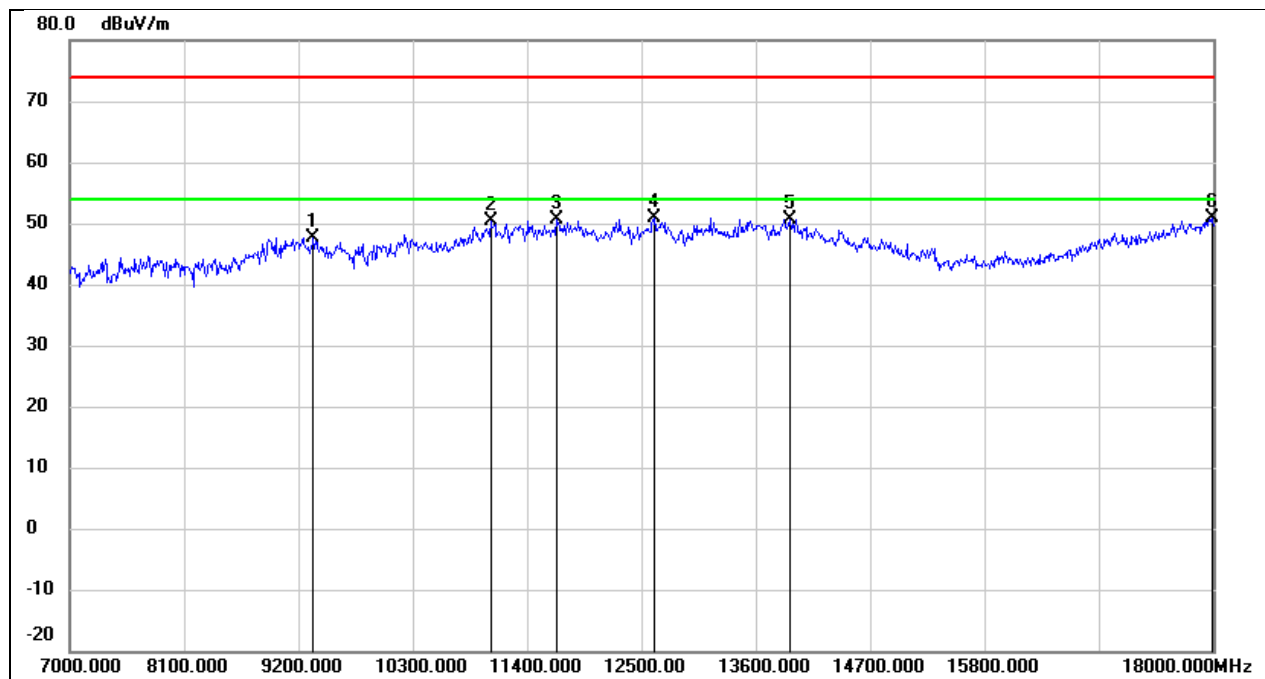
No.	Frequency (MHz)	Reading (dBuV)	Correct (dB/m)	Result (dBuV/m)	Limit (dBuV/m)	Margin (dB)	Remark
1	9552.000	37.05	10.76	47.81	74.00	-26.19	peak
2	10157.000	36.13	12.10	48.23	74.00	-25.77	peak
3	11059.000	34.44	14.96	49.40	74.00	-24.60	peak
4	11829.000	32.60	17.38	49.98	74.00	-24.02	peak
5	13974.000	28.34	21.82	50.16	74.00	-23.84	peak
6	17934.000	25.09	25.67	50.76	74.00	-23.24	peak

Test Mode:	802.11ax HE40	Frequency(MHz):	5710
Polarity:	Horizontal	Test Voltage:	DC 48 V



No.	Frequency (MHz)	Reading (dBuV)	Correct (dB/m)	Result (dBuV/m)	Limit (dBuV/m)	Margin (dB)	Remark
1	8980.000	37.82	10.21	48.03	74.00	-25.97	peak
2	10872.000	34.93	14.23	49.16	74.00	-24.84	peak
3	11411.000	34.68	16.41	51.09	74.00	-22.91	peak
4	12236.000	32.29	17.76	50.05	74.00	-23.95	peak
5	13985.000	28.18	21.85	50.03	74.00	-23.97	peak
6	17945.000	24.30	25.75	50.05	74.00	-23.95	peak

Test Mode:	802.11ax HE40	Frequency(MHz):	5710
Polarity:	Vertical	Test Voltage:	DC 48 V



No.	Frequency (MHz)	Reading (dBuV)	Correct (dB/m)	Result (dBuV/m)	Limit (dBuV/m)	Margin (dB)	Remark
1	9343.000	37.11	10.55	47.66	74.00	-26.34	peak
2	11048.000	35.53	14.91	50.44	74.00	-23.56	peak
3	11686.000	33.44	17.12	50.56	74.00	-23.44	peak
4	12621.000	32.96	17.98	50.94	74.00	-23.06	peak
5	13930.000	29.01	21.71	50.72	74.00	-23.28	peak
6	17989.000	24.80	26.04	50.84	74.00	-23.16	peak