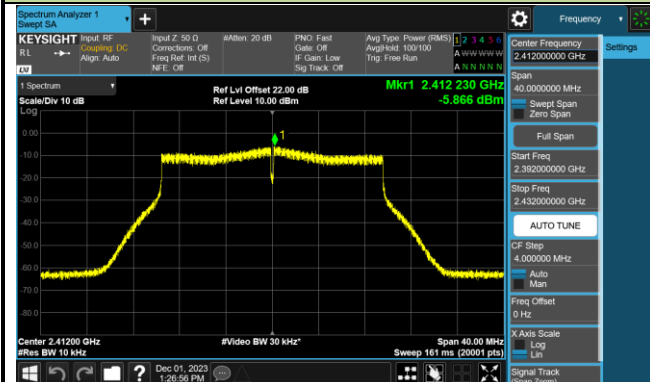
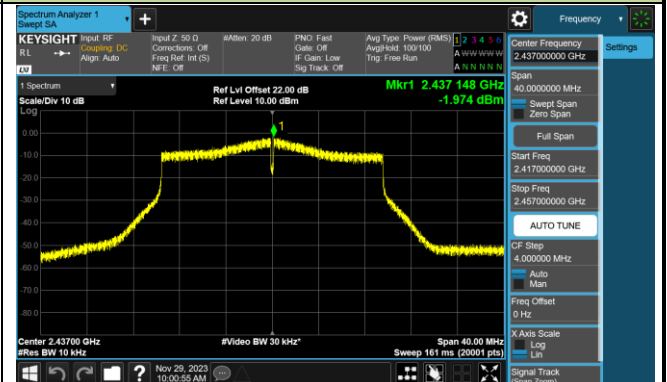


802.11be-EHT20 AVGPSPD – Ant 1 – CDD Mode

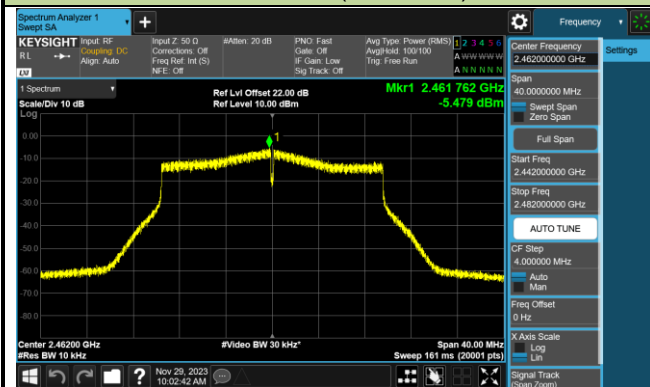
Channel 01 (2412MHz)



Channel 06 (2437MHz)



Channel 11 (2462MHz)

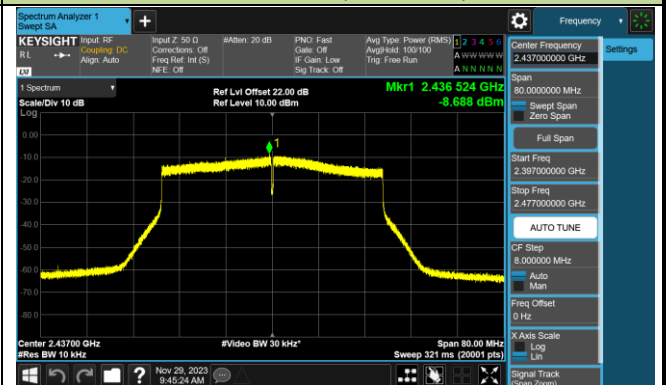


802.11be-EHT40 AVGPSPD – Ant 1 – CDD Mode

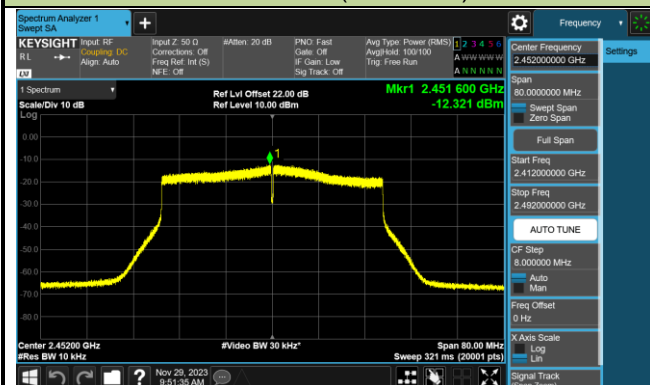
Channel 03 (2422MHz)



Channel 06 (2437MHz)



Channel 09 (2452MHz)



## **7.5. Conducted Band Edge and Out-of-Band Emissions**

### **7.5.1. Test Limit**

The limit for out-of-band spurious emissions at the band edge is 30dB below the fundamental emission level, as determined from the in-band power measurement of the DTS channel performed in a 100 kHz bandwidth per the PSD procedure.

### **7.5.2. Test Procedure Used**

ANSI C63.10-2013 Section 11.11

### **7.5.3. Test Setting**

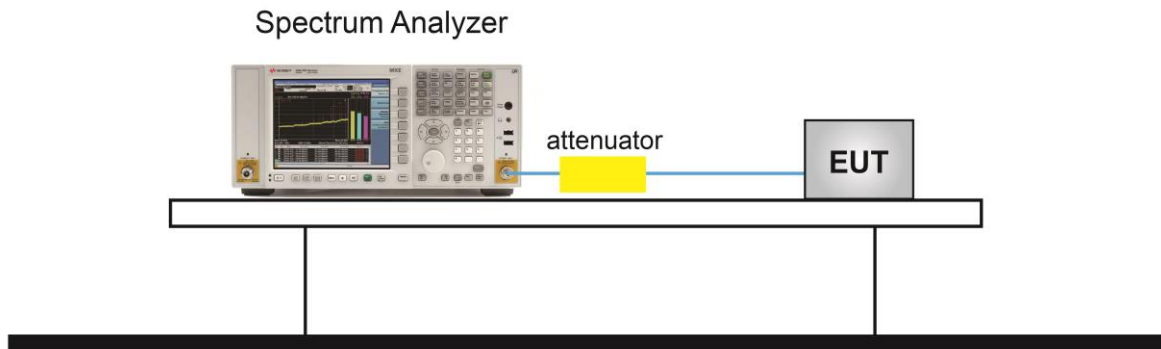
#### **Reference level measurement**

1. Set instrument center frequency to DTS channel center frequency
2. Set the span to  $\geq 1.5$  times the DTS bandwidth
3. Set the RBW = 100 kHz
4. Set the VBW  $\geq 3 \times$  RBW
5. Detector = peak
6. Sweep time = auto couple
7. Trace mode = max hold
8. Allow trace to fully stabilize

#### **Emission level measurement**

1. Set the center frequency and span to encompass frequency range to be measured
2. RBW = 100kHz
3. VBW = 300kHz
4. Detector = Peak
5. Trace mode = max hold
6. Sweep time = auto couple
7. The trace was allowed to stabilize

### 7.5.4. Test Setup



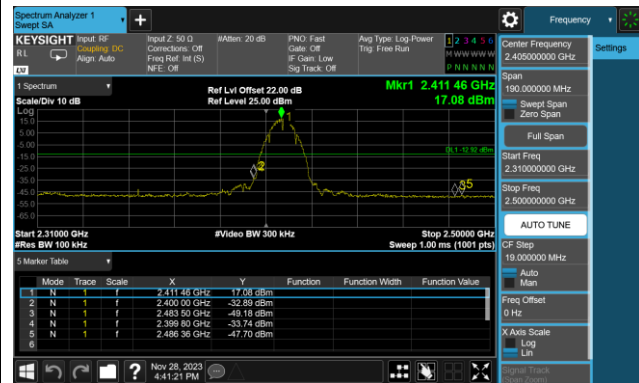
### 7.5.5. Test Result

Product	BE11000 Whole Home Mesh Wi-Fi 7 System	Temperature	25°C
Test Engineer	Owen	Relative Humidity	54%
Test Site	SR6	Test Date	2023/11/28~2023/11/29

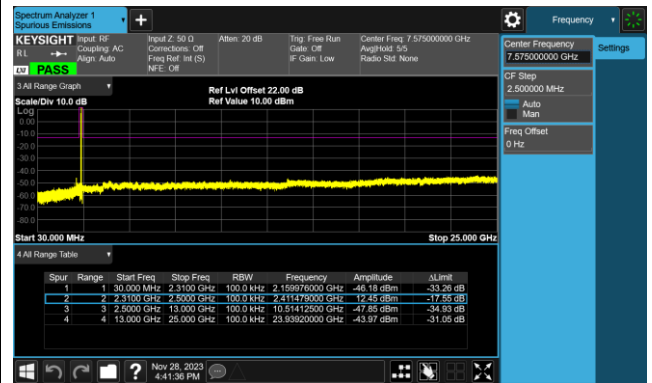
Test Mode	Data Rate / MCS	Channel No.	Frequency (MHz)	Limit (dBc)	Result
802.11b	1Mbps	01	2412	30	Pass
802.11b	1Mbps	06	2437	30	Pass
802.11b	1Mbps	11	2462	30	Pass
802.11g	6Mbps	01	2412	30	Pass
802.11g	6Mbps	06	2437	30	Pass
802.11g	6Mbps	11	2462	30	Pass
802.11n-HT20	MCS0	01	2412	30	Pass
802.11n-HT20	MCS0	06	2437	30	Pass
802.11n-HT20	MCS0	11	2462	30	Pass
802.11n-HT40	MCS0	03	2422	30	Pass
802.11n-HT40	MCS0	06	2437	30	Pass
802.11n-HT40	MCS0	09	2452	30	Pass
802.11ax-HE20	MCS0	01	2412	30	Pass
802.11ax-HE20	MCS0	06	2437	30	Pass
802.11ax-HE20	MCS0	11	2462	30	Pass
802.11ax-HE40	MCS0	03	2422	30	Pass
802.11ax-HE40	MCS0	06	2437	30	Pass
802.11ax-HE40	MCS0	09	2452	30	Pass
802.11be-EHT20	MCS0	01	2412	30	Pass
802.11be-EHT20	MCS0	06	2437	30	Pass
802.11be-EHT20	MCS0	11	2462	30	Pass
802.11be-EHT40	MCS0	03	2422	30	Pass
802.11be-EHT40	MCS0	06	2437	30	Pass
802.11be-EHT40	MCS0	09	2452	30	Pass

Ant 0

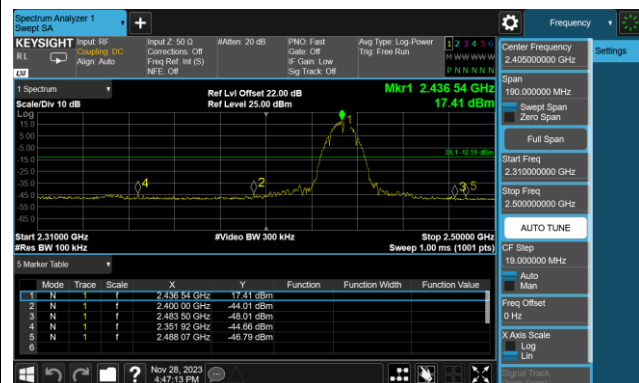
802.11 b CH01 (2412MHz)



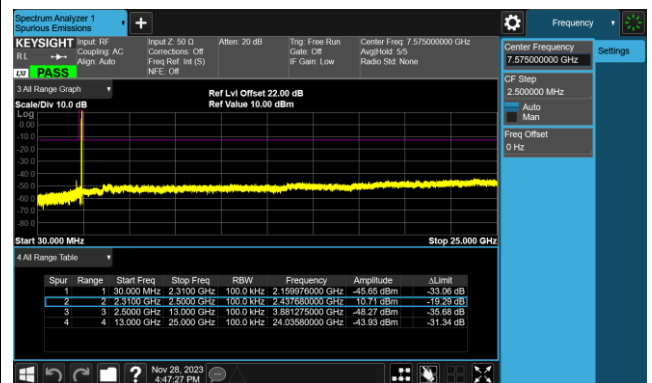
802.11 b CH01 (2412MHz)



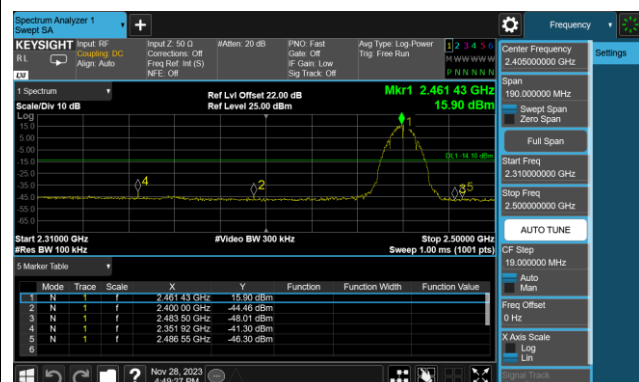
802.11 b CH06 (2437MHz)



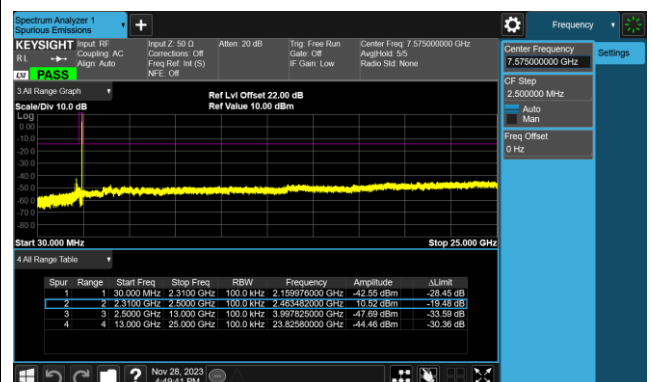
802.11 b CH06 (2437MHz)

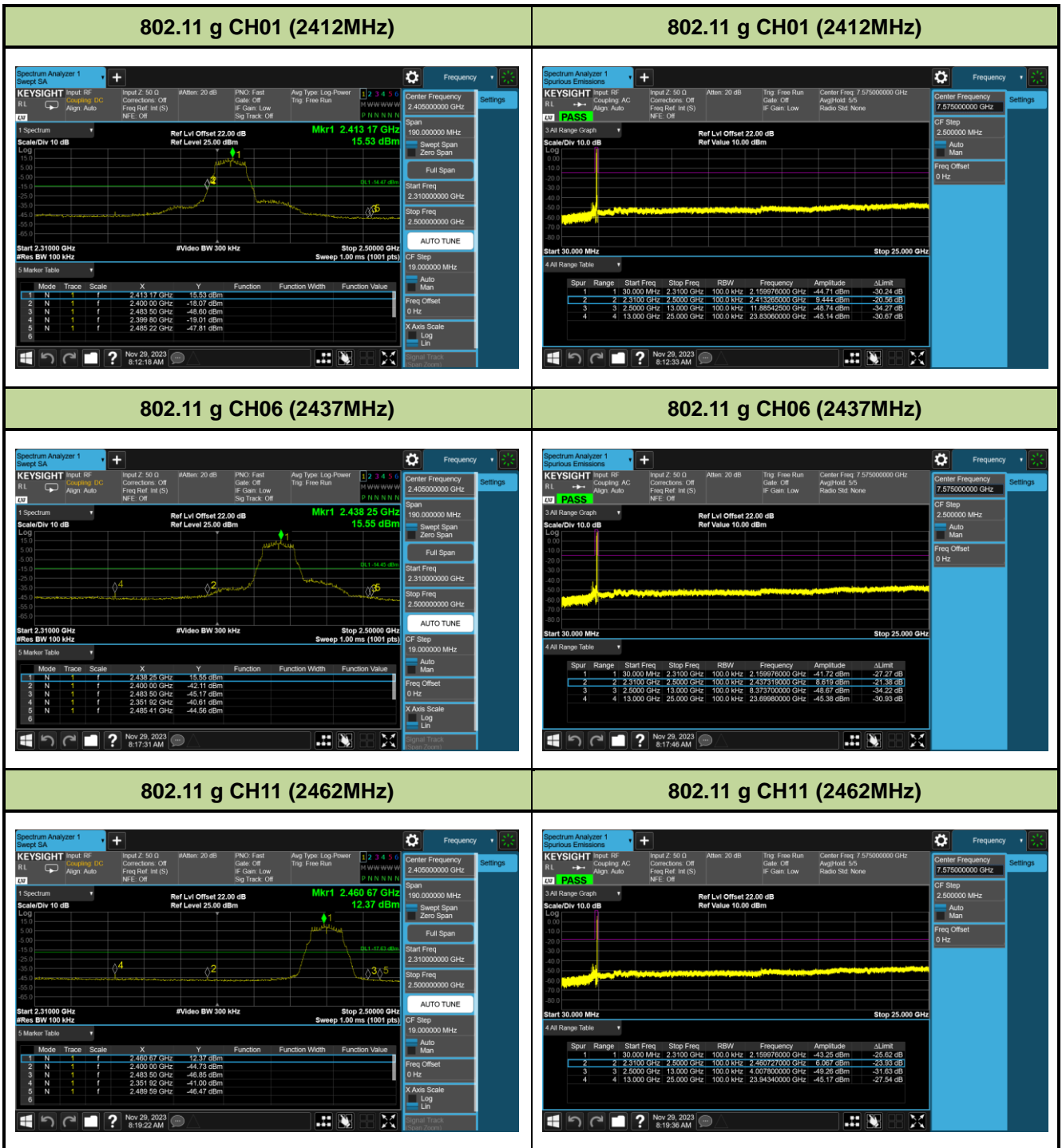


802.11 b CH11 (2462MHz)



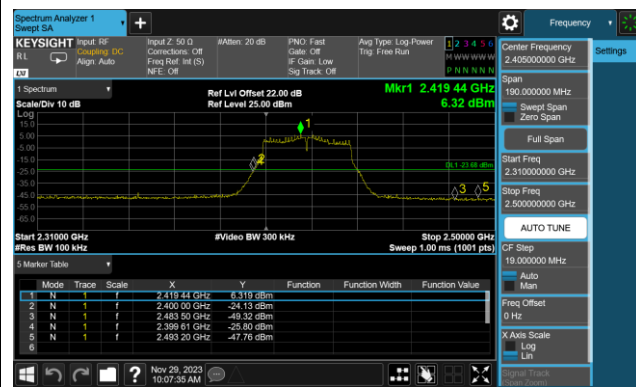
802.11 b CH11 (2462MHz)



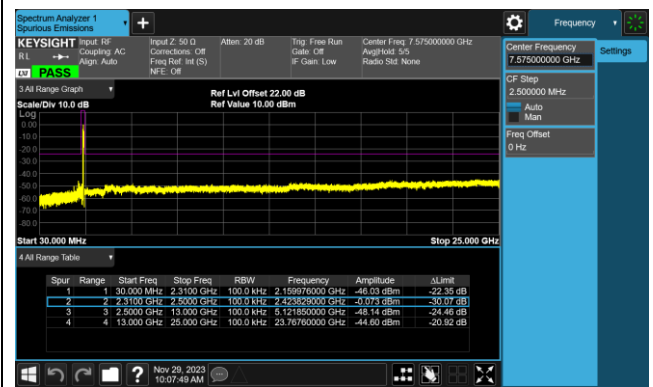




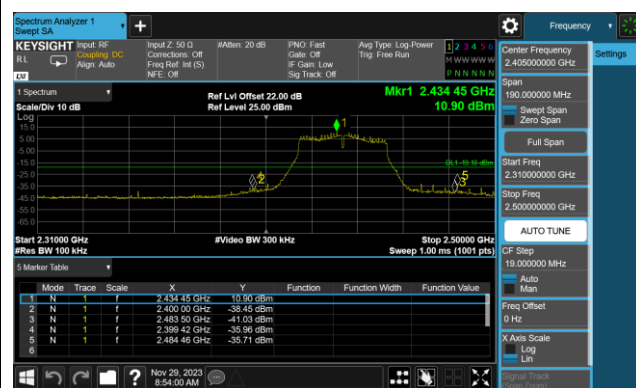
### 802.11 n40 CH03 (2422MHz)



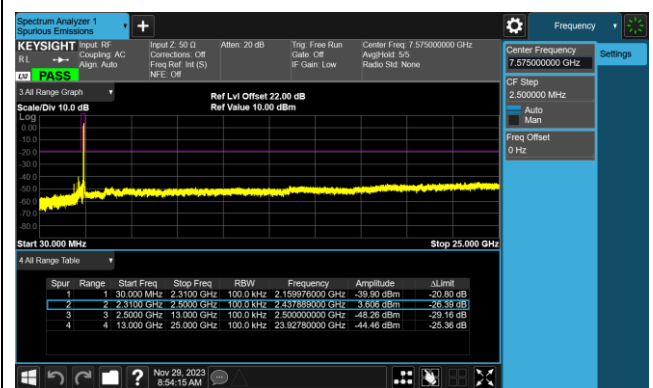
### 802.11 n40 CH03 (2422MHz)



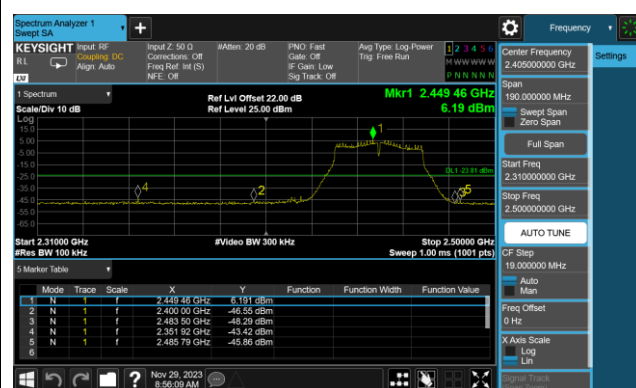
### 802.11 n40 CH06 (2437MHz)



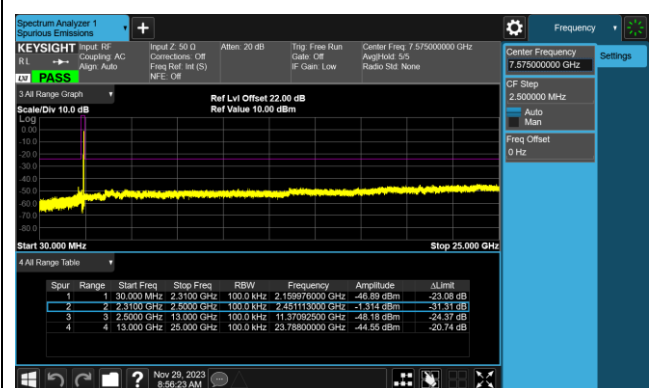
### 802.11 n40 CH06 (2437MHz)



### 802.11 n40 CH09 (2452MHz)

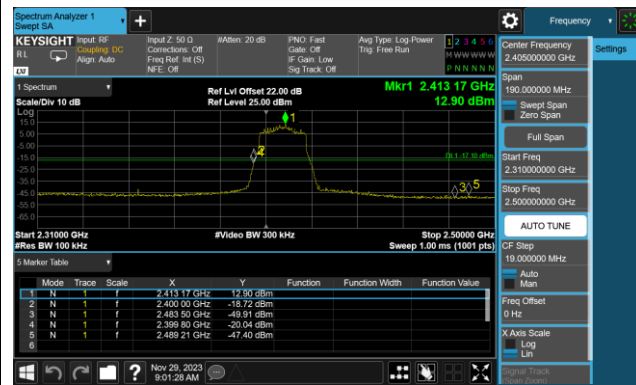


### 802.11 n40 CH09 (2452MHz)

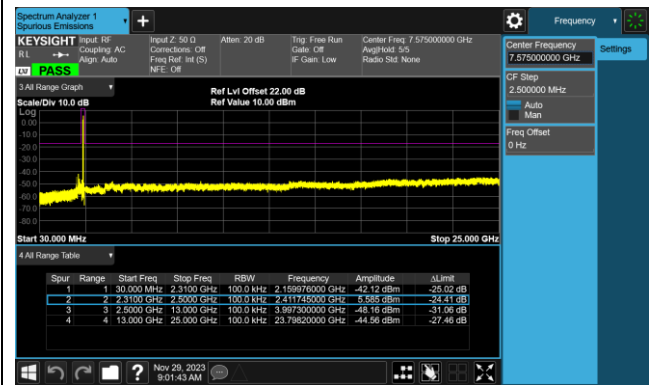




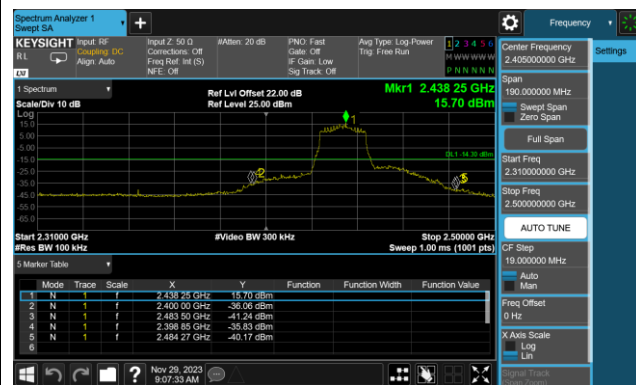
### 802.11 ax20 CH01 (2412MHz)



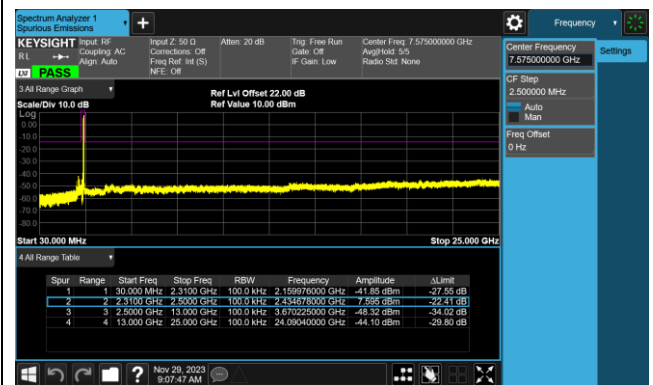
### 802.11 ax20 CH01 (2412MHz)



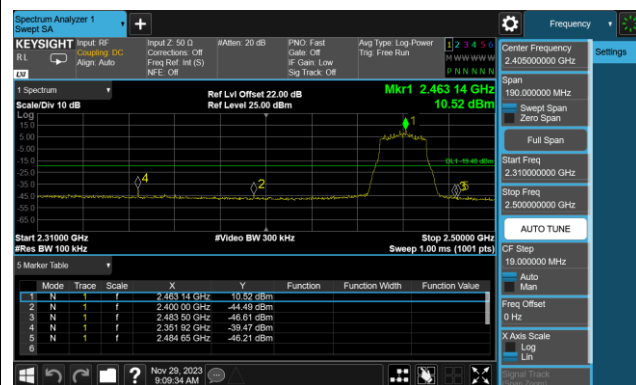
### 802.11 ax20 CH06 (2437MHz)



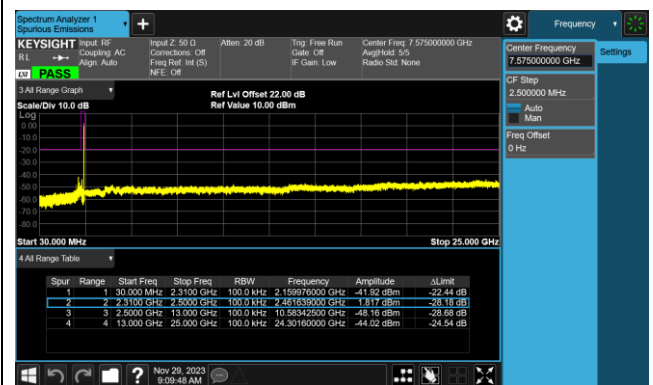
### 802.11 ax20 CH06 (2437MHz)



### 802.11 ax20 CH11 (2462MHz)



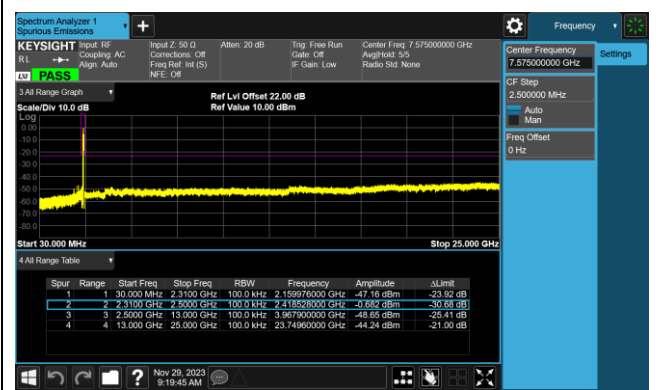
### 802.11 ax20 CH11 (2462MHz)



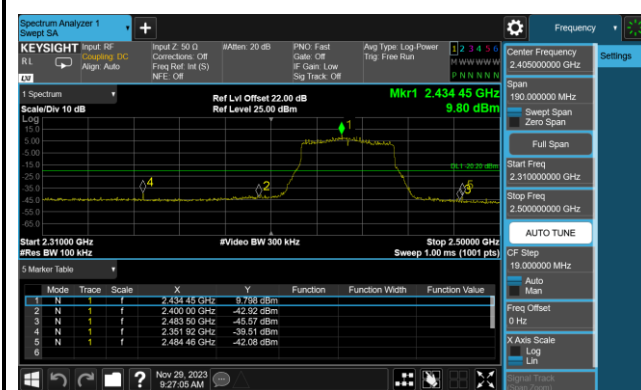
### 802.11 ax40 CH03 (2422MHz)



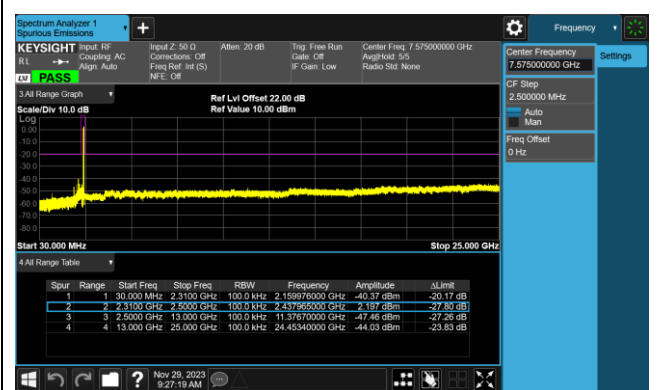
### 802.11 ax40 CH03 (2422MHz)



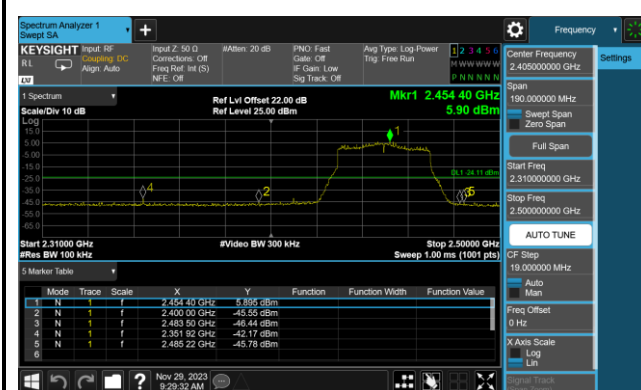
### 802.11 ax40 CH06 (2437MHz)



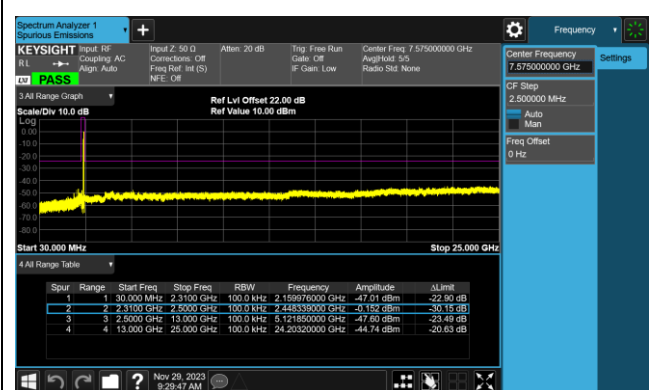
### 802.11 ax40 CH06 (2437MHz)



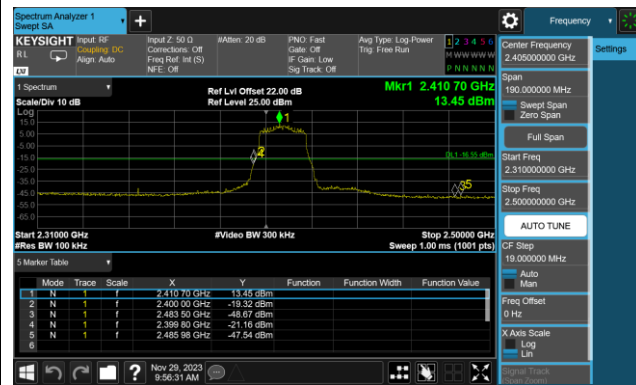
### 802.11 ax40 CH09 (2452MHz)



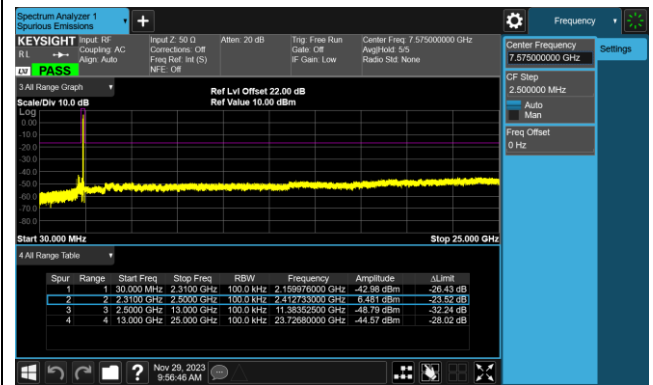
### 802.11 ax40 CH09 (2452MHz)



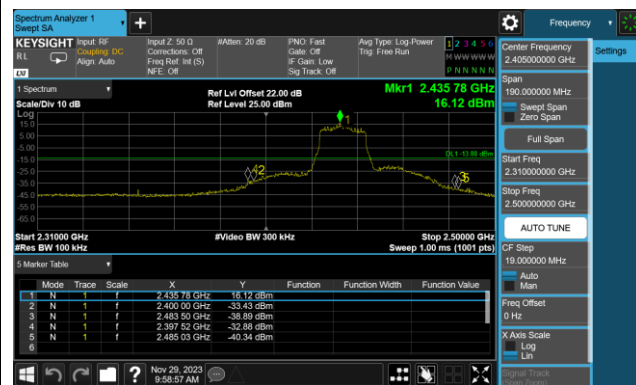
### 802.11be20 CH01 (2412MHz)



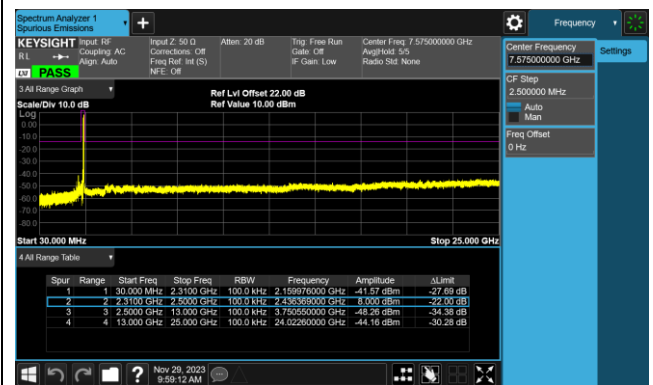
### 802.11be20 CH01 (2412MHz)



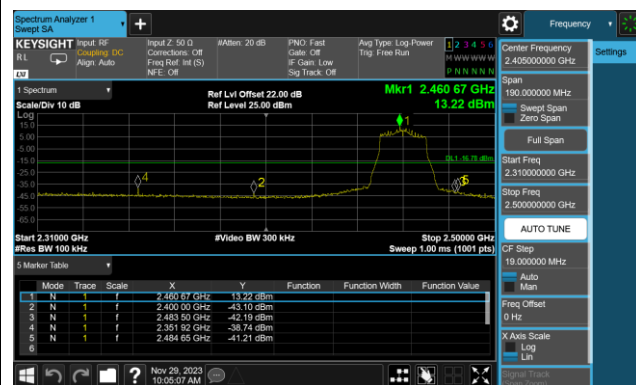
### 802.11be20 CH06 (2437MHz)



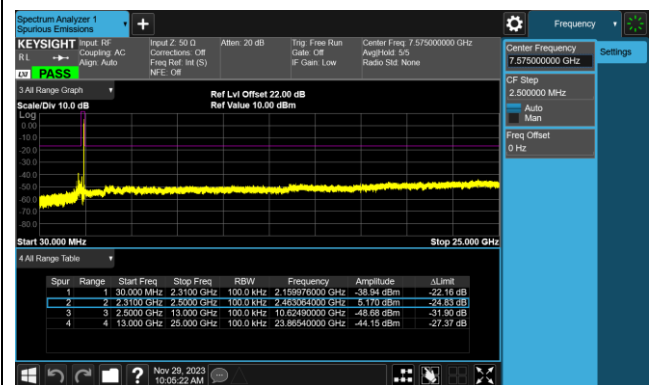
### 802.11be20 CH06 (2437MHz)



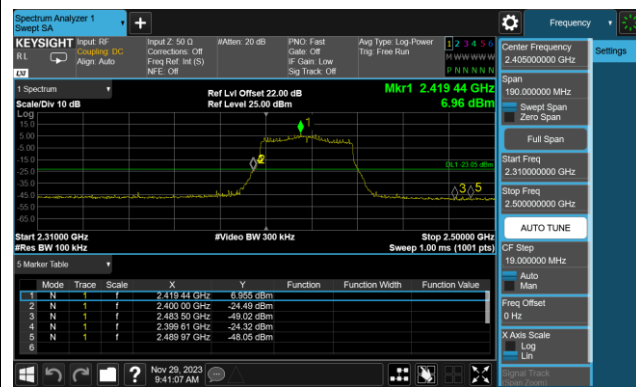
### 802.11be20 CH11 (2462MHz)



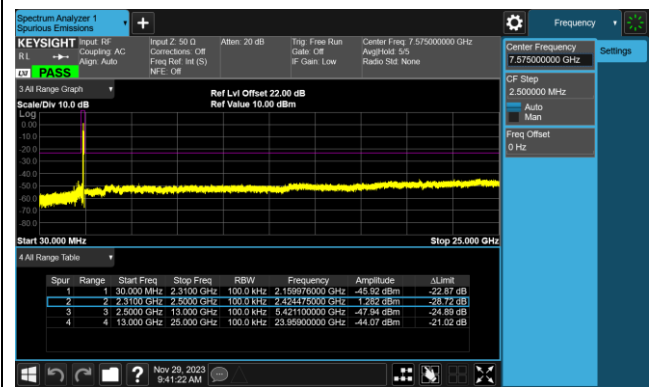
### 802.11be20 CH11 (2462MHz)



### 802.11be40 CH03 (2422MHz)



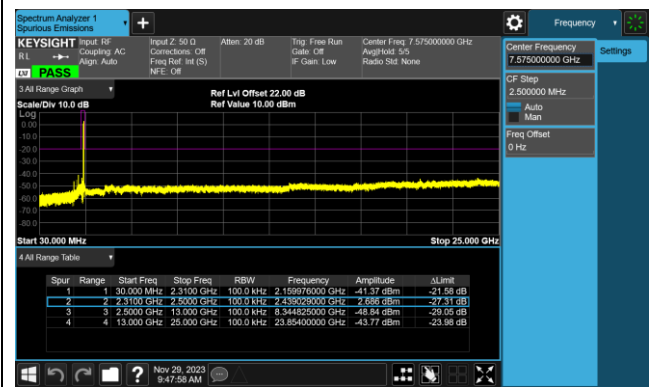
### 802.11be40 CH03 (2422MHz)



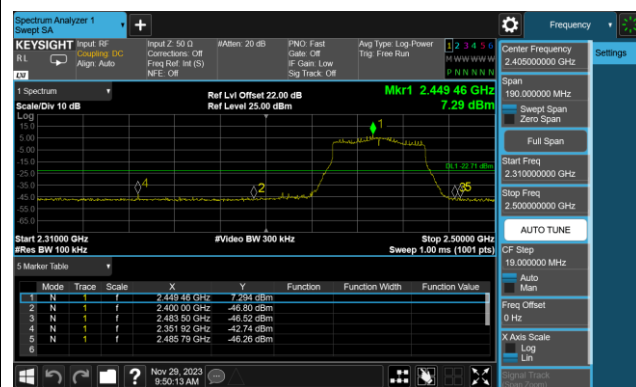
### 802.11be40 CH06 (2437MHz)



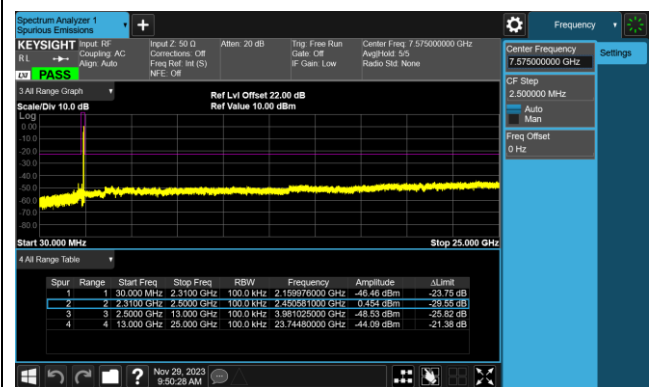
### 802.11be40 CH06 (2437MHz)



### 802.11be40 CH09 (2452MHz)

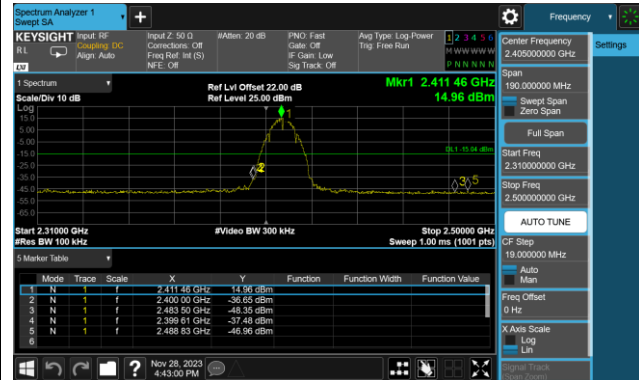


### 802.11be40 CH09 (2452MHz)

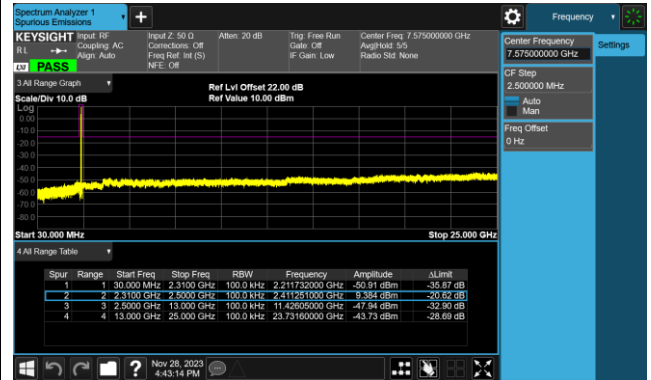


Ant 1

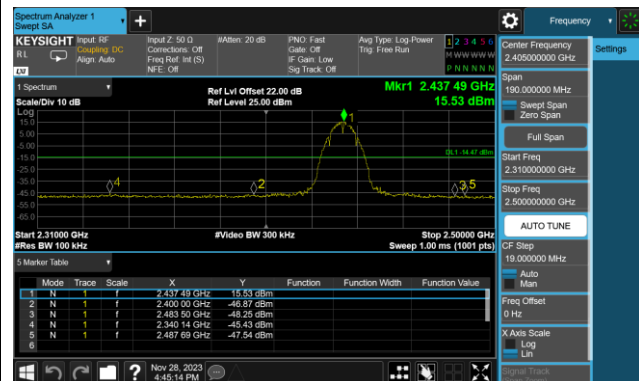
802.11 b CH01 (2412MHz)



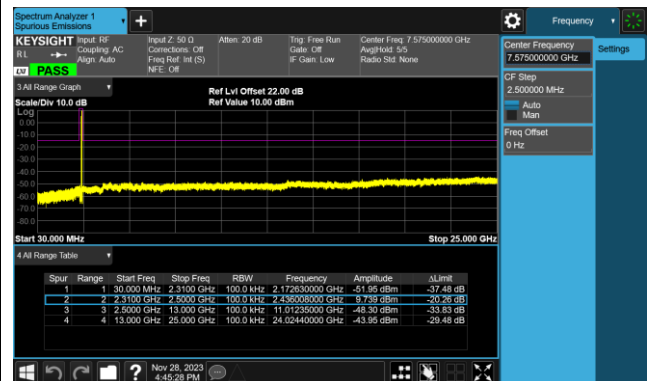
802.11 b CH01 (2412MHz)



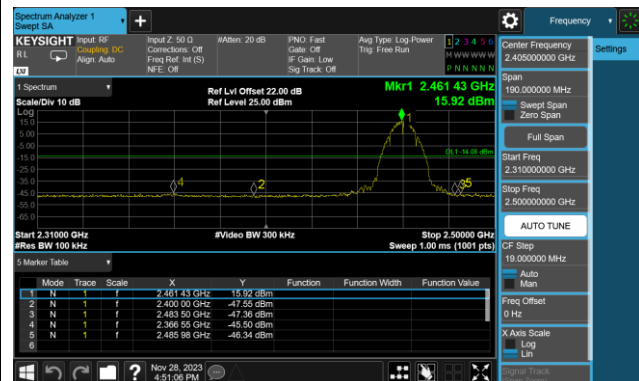
802.11 b CH06 (2437MHz)



802.11 b CH06 (2437MHz)



802.11 b CH11 (2462MHz)



802.11 b CH11 (2462MHz)

