

# TEST REPORT

**Product Name** : Find My 5000 mAh 20W PD Power Bank with Digital Display  
**Model Number** : SP0647, 7122-20  
**FCC ID** : 2BCGV0018

**Prepared for Address** : NINGBO CSTAR IMPRINT E-COMMERCE CO., LTD.  
B46, BUILDING B, INDUSTRIAL BLOCK, QIAOTOUHU STREET, NINGHAI COUNTY, NINGBO CITY, ZHEJIANG PROVINCE

**Prepared by Address** : EMTEK (DONGGUAN) CO., LTD.  
-1&2/F., Building 2, Zone A, Zhongda Marine Biotechnology Research and Development Base, No.9, Xincheng Avenue, Songshanhu High-technology Industrial Development Zone, Dongguan, Guangdong, China

TEL: +86-0769-22807078  
FAX: +86-0769-22807079

**Report Number** : EDG2410080048E00102R  
**Date(s) of Tests** : Oct 08, 2024 to Oct 29, 2024  
**Date of issue** : Oct 29, 2024

## Table of Contents

1. TEST RESULT CERTIFICATION .....	3
2. EUT SPECIFICATION .....	5
3. TEST REQUIREMENT .....	6
4. MEASUREMENT RESULT .....	7



## 1. TEST RESULT CERTIFICATION

Applicant : NINGBO CSTAR IMPRINT E-COMMERCE CO., LTD.  
 Address : B46, BUILDING B, INDUSTRIAL BLOCK, QIAOTOUHU STREET, NINGHAI COUNTY, NINGBO CITY, ZHEJIANG PROVINCE  
 Manufacturer : NINGBO CSTAR IMPRINT E-COMMERCE CO., LTD.  
 Address : B46, BUILDING B, INDUSTRIAL BLOCK, QIAOTOUHU STREET, NINGHAI COUNTY, NINGBO CITY, ZHEJIANG PROVINCE  
 EUT : Find My 5000 mAh 20W PD Power Bank with Digital Display  
 Model Name : SP0647, 7122-20  
 Trademark : N/A


Measurement Procedure Used:


APPLICABLE STANDARDS	
STANDARD	TEST RESULT
§ 15.247(i), § 2.1093	PASS


The above equipment was tested by EMTEK(DONGGUAN) CO., LTD. The test data, data evaluation, test procedures, and equipment configurations shown in this report were made in accordance with the procedures given in ANSI C63.10 (2013) and the energy emitted by the sample EUT tested as described in this report is in compliance with the requirements of FCC Rules FCC § 15.247(i), § 2.1093.

The test results of this report relate only to the tested sample identified in this report

Date of Test : Oct 08, 2024 to Oct 29, 2024

Prepared by :   
Jessica Zhang /Editor

Reviewer :   
Warren Deng /Supervisor

Approve & Authorized Signer :   
Sam Lv / Manager

## Modified History

Version	Report No.	Revision Date	Summary
	EDG2410080048E00102R	/	Original Report



## 2. EUT Specification

Characteristics	Description
<b>Product:</b>	Find My 5000 mAh 20W PD Power Bank with Digital Display
<b>Model Number:</b>	SP0647, 7122-20 (Note: These models are the same, except for the model names ;SP0647 was selected for full test)
<b>Sample:</b>	1#
<b>Data Rate:</b>	1Mbps for GFSK modulation 2Mbps for GFSK modulation
<b>Modulation:</b>	GFSK
<b>Operating Frequency Range(s) :</b>	2402-2480MHz
<b>Number of Channels:</b>	40 channels
<b>Transmit Power Max:</b>	-3.14 dBm(0.000485 W)
<b>Antenna Gain:</b>	-3 dBi
<b>Power supply:</b>	Type C Input: DC 5V/2A, 9V/2A, 12V/1.5A; Type C Output: DC 5V/2.A, 9V/2A, 12V/1.5A USB-A Output: DC 5V/2.1A, 9V/2A, 12V/1.5A Battery Capacity:18.5wh,3.7V/5000mAh
<b>Evaluation applied:</b>	<input type="checkbox"/> MPE Evaluation <input checked="" type="checkbox"/> SAR Evaluation

### 3. Test Requirement

#### SAR Evaluation

According to 447498 D01 V06, systems operating under the provisions of this section shall be operated in a manner that ensures that the public is not exposed to radio frequency energy level in excess of the Commission's guidelines.

The 1-g and 10-g SAR test exclusion thresholds for 100 MHz to 6 GHz at *test separation distances*  $\leq 50$  mm are determined by:

$[(\text{max. power of channel, including tune-up tolerance, mW}) / (\text{min. test separation distance, mm})] \cdot$

$[\sqrt{f_{\text{(GHz)}}}] \leq 3.0$  for 1-g SAR and  $\leq 7.5$  for 10-g extremity SAR,<sup>24</sup> where

- $f_{\text{(GHz)}}$  is the RF channel transmit frequency in GHz
- Power and distance are rounded to the nearest mW and mm before calculation<sup>25</sup>
- The result is rounded to one decimal place for comparison
- 3.0 and 7.5 are referred to as the numeric thresholds in the step 2 below

The test exclusions are applicable only when the minimum *test separation distance* is  $\leq 50$  mm and for transmission frequencies between 100 MHz and 6 GHz. When the minimum *test separation distance* is  $< 5$  mm, a distance of 5 mm according to 5) in section 4.1 is applied to determine SAR test exclusion.

Routine SAR evaluation refers to that specifically required by § 2.1093, using measurements or computer simulation. When routine SAR evaluation is not required, portable transmitters with output power greater than the applicable low threshold require SAR evaluation to qualify for TCB approval. One antenna is available for the EUT. The minimum separation distance is 5mm.

## 4. Measurement Result

Antenna gain: -3 dBi

Transmit Frequency (MHz)	Mode	Measured Power (dBm)	Tune up Power (dBm)	Max tune up power (dBm)	Calculation Result	1-g SAR
2402	GFSK (1M)	-3.14	-3±1	-2	0.1956	3
2440	GFSK (1M)	-4.00	-4±1	-3	0.1566	3
2480	GFSK (1M)	-5.11	-5±1	-4	0.1254	3
2402	GFSK (2M)	-3.32	-3±1	-2	0.1956	3
2440	GFSK (2M)	-4.04	-4±1	-3	0.1566	3
2480	GFSK (2M)	-5.12	-5±1	-4	0.1254	3

According to KDB 447498 D01 V06, no stand-alone required for BT antenna, and no simultaneous SAR measurement is required.

\*\*\* End of Report \*\*\*