

APPENDIX REPORT

| | | | |
|-----------------|--------------------|---------------------|---------------|
| Project No. | SHT2310008807EW | Radio Specification | Bluetooth BLE |
| Test sample No. | YPHT23100088003_03 | Model No. | 9415-B0001-00 |
| Start test date | 2023-10-25 | Finish date | 2023-11-22 |
| Temperature | 24.6°C | Humidity | 48.9% |
| Test Engineer | Xiangyu Wei | Auditor | Xiaodong Zheo |

| Appendix clause | Test item | Result |
|-----------------|--|--------|
| A | Peak Output Power | PASS |
| B | Power Spectral Density | PASS |
| C | 6 dB Bandwidth | PASS |
| D | 99% Occupied Bandwidth | PASS |
| E | Duty cycle | PASS |
| F | Band edge and Spurious Emissions (conducted) | PASS |

Appendix A: Peak Output Power

| Test rate | Channel | Peak Output power (dBm) | Average Output power (dBm) | Limit (dBm) | Result |
|-----------|---------|-------------------------|----------------------------|-------------|--------|
| 1Mbps | 00 | 0.00 | -0.01 | ≤ 30.00 | Pass |
| | 19 | -0.98 | -0.99 | | |
| | 39 | -1.81 | -1.83 | | |
| 2Mbps | 00 | 0.05 | 0.03 | ≤ 30.00 | Pass |
| | 19 | -0.93 | -0.95 | | |
| | 39 | -1.76 | -1.78 | | |

| Test rate: 1Mbps | |
|------------------|--|
| CH00 | <p>Ref Level 10.50 dBm Offset 0.50 dB RBW 2 MHz Att 20 dB SWT 1 ms VBW 5 MHz Mode Auto Sweep Count 500/500 IPK View M1[1] 0.00 dBm 2.40242690 GHz CF 2.402 GHz 691 pts Span 5.0 MHz Date: 21 NOV 2023 14:53:29</p> |
| CH19 | <p>Ref Level 10.50 dBm Offset 0.50 dB RBW 2 MHz Att 20 dB SWT 1 ms VBW 5 MHz Mode Auto Sweep Count 500/500 IPK View M1[1] -0.98 dBm 2.44010130 GHz CF 2.44 GHz 691 pts Span 5.0 MHz Date: 21 NOV 2023 14:55:25</p> |
| CH39 | <p>Ref Level 10.50 dBm Offset 0.50 dB RBW 2 MHz Att 20 dB SWT 1 ms VBW 5 MHz Mode Auto Sweep Count 500/500 IPK View M1[1] -1.81 dBm 2.48045590 GHz CF 2.48 GHz 691 pts Span 5.0 MHz Date: 21 NOV 2023 14:56:49</p> |

| Test rate: 2Mbps | |
|------------------|--|
| CH00 | <p>Spectrum plot for CH00. The plot shows a peak at 2.4024050 GHz with a power level of 0.05 dBm. The plot includes parameters: Ref Level 10.50 dBm, Att 20 dB, Offset 0.50 dB, RBW 3 MHz, SWT 1 ms, VBW 10 MHz, Mode Auto Sweep, Count 500/500, CF 2.402 GHz, 691 pts, Span 10.0 MHz. Date: 21 NOV 2023 14:58:23.</p> |
| CH19 | <p>Spectrum plot for CH19. The plot shows a peak at 2.4404630 GHz with a power level of -0.93 dBm. The plot includes parameters: Ref Level 10.50 dBm, Att 20 dB, Offset 0.50 dB, RBW 3 MHz, SWT 1 ms, VBW 10 MHz, Mode Auto Sweep, Count 500/500, CF 2.44 GHz, 691 pts, Span 10.0 MHz. Date: 21 NOV 2023 14:59:50.</p> |
| CH39 | <p>Spectrum plot for CH39. The plot shows a peak at 2.4003910 GHz with a power level of -1.76 dBm. The plot includes parameters: Ref Level 10.50 dBm, Att 20 dB, Offset 0.50 dB, RBW 3 MHz, SWT 1 ms, VBW 10 MHz, Mode Auto Sweep, Count 500/500, CF 2.48 GHz, 691 pts, Span 10.0 MHz. Date: 21 NOV 2023 15:01:00.</p> |

Appendix B: Power Spectral Density

| Test rate | Channel | Power Spectral Density(dBm/3KHz) | Limit (dBm/3KHz) | Result |
|-----------|---------|----------------------------------|------------------|--------|
| 1Mbps | 00 | -14.92 | ≤8.00 | Pass |
| | 19 | -16.06 | | |
| | 39 | -17.00 | | |
| 2Mbps | 00 | -15.62 | ≤8.00 | Pass |
| | 19 | -16.62 | | |
| | 39 | -17.46 | | |

| Test rate: 1Mbps | |
|------------------|---|
| CH00 | <p>Spectrum Ref Level 10.50 dBm Offset 0.50 dB RBW 3 kHz Att 20 dB SWT 632.3 μs VBW 10 kHz Mode Auto FFT Count 100/100 IPK Max M1[1] -14.92 dBm 2.40208100 GHz CF 2.402 GHz 691 pts Span 1.0 MHz Date: 21 NOV 2023 14:53:43</p> |
| CH19 | <p>Spectrum Ref Level 10.50 dBm Offset 0.50 dB RBW 3 kHz Att 20 dB SWT 632.3 μs VBW 10 kHz Mode Auto FFT Count 100/100 IPK Max M1[1] -16.06 dBm 2.44008250 GHz CF 2.44 GHz 691 pts Span 1.0 MHz Date: 21 NOV 2023 14:55:09</p> |
| CH39 | <p>Spectrum Ref Level 10.50 dBm Offset 0.50 dB RBW 3 kHz Att 20 dB SWT 632.3 μs VBW 10 kHz Mode Auto FFT Count 100/100 IPK Max M1[1] -17.00 dBm 2.48008390 GHz CF 2.48 GHz 691 pts Span 1.0 MHz Date: 21 NOV 2023 14:57:03</p> |

| Test rate: 2Mbps | |
|------------------|--|
| CH00 | <p>Ref Level 10.50 dBm Offset 0.50 dB RBW 3 kHz Att 20 dB SWT 632.1 μs VBW 10 kHz Mode Auto FFT Count 100/100 IPK Max M1[1] -15.62 dBm 2.40208250 GHz CF 2.402 GHz 691 pts Span 3.0 MHz Date: 21 NOV 2023 14:58:27</p> |
| CH19 | <p>Ref Level 10.50 dBm Offset 0.50 dB RBW 3 kHz Att 20 dB SWT 632.1 μs VBW 10 kHz Mode Auto FFT Count 100/100 IPK Max M1[1] -16.62 dBm 2.44008680 GHz CF 2.44 GHz 691 pts Span 3.0 MHz Date: 21 NOV 2023 15:00:04</p> |
| CH39 | <p>Ref Level 10.50 dBm Offset 0.50 dB RBW 3 kHz Att 20 dB SWT 632.1 μs VBW 10 kHz Mode Auto FFT Count 100/100 IPK Max M1[1] -17.46 dBm 2.48010420 GHz CF 2.48 GHz 691 pts Span 3.0 MHz Date: 21 NOV 2023 15:01:14</p> |

Appendix C: 6dB bandwidth

| Type | Channel | 6dB Bandwidth(kHz) | Limit (kHz) | Result |
|-------|---------|--------------------|-------------|--------|
| 1Mbps | 00 | 664.00 | ≥500 | Pass |
| | 19 | 664.00 | | |
| | 39 | 662.00 | | |
| 2Mbps | 00 | 1130.00 | ≥500 | Pass |
| | 19 | 1120.00 | | |
| | 39 | 1120.00 | | |

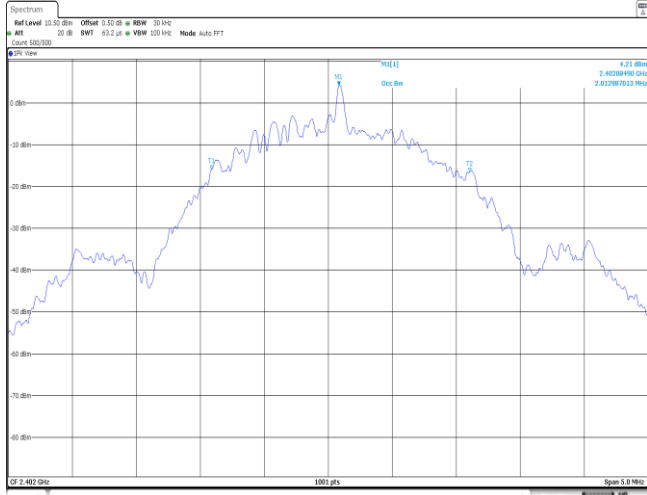
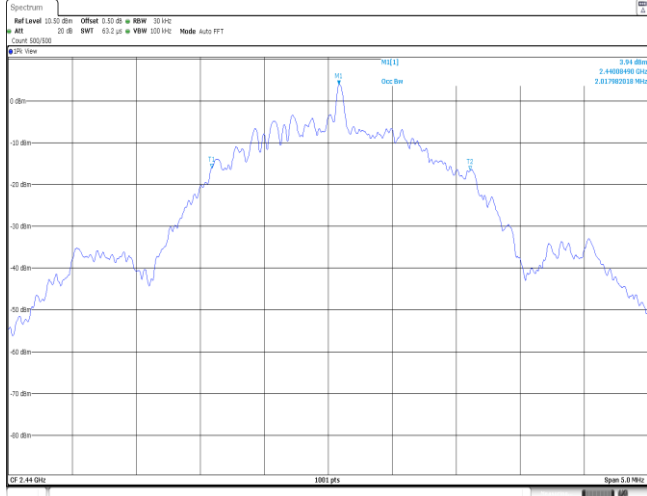
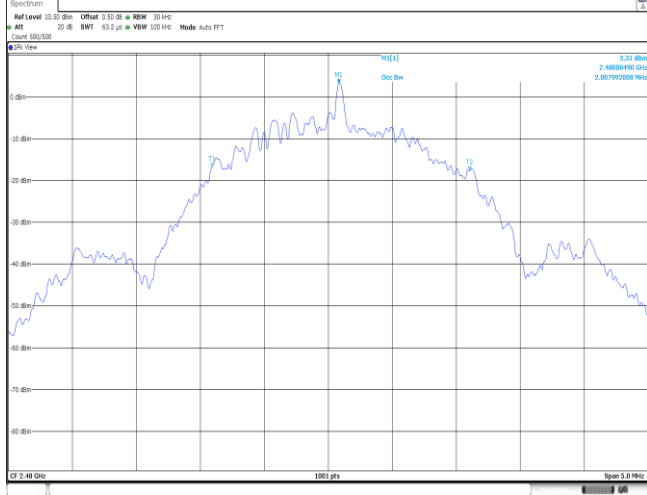
| Test rate: | | 1Mbps | | | | | | | | | | | | | | | | | | | | | | | | | | | | |
|------------|--|-------|-------------|-----------|----------|-----------------|---------|----------|-----------------|----|---|---|-------------|-----------|--|--|----|---|---|-------------|----------|--|--|----|----|---|----------|----------|--|--|
| CH00 | <p>Ref Level: 10.00 dBm Offset: 0.50 GHz RBW: 100 kHz Att: 20 dB BW: 19.1 μs VBW: 300 kHz Mode: Auto FFT Count: 500/1000</p> <p>CF: 2.487 GHz Span: 2.0 MHz</p> <table border="1"> <thead> <tr> <th>Type</th> <th>Ref</th> <th>Trc</th> <th>X-value</th> <th>Y-value</th> <th>Function</th> <th>Function Result</th> </tr> </thead> <tbody> <tr> <td>MC</td> <td>1</td> <td>1</td> <td>2.48174 GHz</td> <td>-1.48 dBm</td> <td></td> <td></td> </tr> <tr> <td>MC</td> <td>1</td> <td>1</td> <td>2.48008 GHz</td> <td>4.51 dBm</td> <td></td> <td></td> </tr> <tr> <td>OS</td> <td>M1</td> <td>1</td> <td>66.0 MHz</td> <td>-0.07 dB</td> <td></td> <td></td> </tr> </tbody> </table> | | Type | Ref | Trc | X-value | Y-value | Function | Function Result | MC | 1 | 1 | 2.48174 GHz | -1.48 dBm | | | MC | 1 | 1 | 2.48008 GHz | 4.51 dBm | | | OS | M1 | 1 | 66.0 MHz | -0.07 dB | | |
| Type | Ref | Trc | X-value | Y-value | Function | Function Result | | | | | | | | | | | | | | | | | | | | | | | | |
| MC | 1 | 1 | 2.48174 GHz | -1.48 dBm | | | | | | | | | | | | | | | | | | | | | | | | | | |
| MC | 1 | 1 | 2.48008 GHz | 4.51 dBm | | | | | | | | | | | | | | | | | | | | | | | | | | |
| OS | M1 | 1 | 66.0 MHz | -0.07 dB | | | | | | | | | | | | | | | | | | | | | | | | | | |
| CH19 | <p>Ref Level: 10.00 dBm Offset: 0.50 GHz RBW: 100 kHz Att: 20 dB BW: 19.1 μs VBW: 300 kHz Mode: Auto FFT Count: 500/1000</p> <p>CF: 2.444 GHz Span: 2.0 MHz</p> <table border="1"> <thead> <tr> <th>Type</th> <th>Ref</th> <th>Trc</th> <th>X-value</th> <th>Y-value</th> <th>Function</th> <th>Function Result</th> </tr> </thead> <tbody> <tr> <td>MC</td> <td>1</td> <td>1</td> <td>2.43976 GHz</td> <td>-1.81 dBm</td> <td></td> <td></td> </tr> <tr> <td>MC</td> <td>1</td> <td>1</td> <td>2.44008 GHz</td> <td>4.27 dBm</td> <td></td> <td></td> </tr> <tr> <td>OS</td> <td>M1</td> <td>1</td> <td>66.0 MHz</td> <td>-0.19 dB</td> <td></td> <td></td> </tr> </tbody> </table> | | Type | Ref | Trc | X-value | Y-value | Function | Function Result | MC | 1 | 1 | 2.43976 GHz | -1.81 dBm | | | MC | 1 | 1 | 2.44008 GHz | 4.27 dBm | | | OS | M1 | 1 | 66.0 MHz | -0.19 dB | | |
| Type | Ref | Trc | X-value | Y-value | Function | Function Result | | | | | | | | | | | | | | | | | | | | | | | | |
| MC | 1 | 1 | 2.43976 GHz | -1.81 dBm | | | | | | | | | | | | | | | | | | | | | | | | | | |
| MC | 1 | 1 | 2.44008 GHz | 4.27 dBm | | | | | | | | | | | | | | | | | | | | | | | | | | |
| OS | M1 | 1 | 66.0 MHz | -0.19 dB | | | | | | | | | | | | | | | | | | | | | | | | | | |
| CH39 | <p>Ref Level: 10.00 dBm Offset: 0.50 GHz RBW: 100 kHz Att: 20 dB BW: 19.1 μs VBW: 300 kHz Mode: Auto FFT Count: 500/1000</p> <p>CF: 2.48 GHz Span: 2.0 MHz</p> <table border="1"> <thead> <tr> <th>Type</th> <th>Ref</th> <th>Trc</th> <th>X-value</th> <th>Y-value</th> <th>Function</th> <th>Function Result</th> </tr> </thead> <tbody> <tr> <td>MC</td> <td>1</td> <td>1</td> <td>2.47976 GHz</td> <td>-2.48 dBm</td> <td></td> <td></td> </tr> <tr> <td>MC</td> <td>1</td> <td>1</td> <td>2.48008 GHz</td> <td>3.66 dBm</td> <td></td> <td></td> </tr> <tr> <td>OS</td> <td>M1</td> <td>1</td> <td>66.0 MHz</td> <td>-0.11 dB</td> <td></td> <td></td> </tr> </tbody> </table> | | Type | Ref | Trc | X-value | Y-value | Function | Function Result | MC | 1 | 1 | 2.47976 GHz | -2.48 dBm | | | MC | 1 | 1 | 2.48008 GHz | 3.66 dBm | | | OS | M1 | 1 | 66.0 MHz | -0.11 dB | | |
| Type | Ref | Trc | X-value | Y-value | Function | Function Result | | | | | | | | | | | | | | | | | | | | | | | | |
| MC | 1 | 1 | 2.47976 GHz | -2.48 dBm | | | | | | | | | | | | | | | | | | | | | | | | | | |
| MC | 1 | 1 | 2.48008 GHz | 3.66 dBm | | | | | | | | | | | | | | | | | | | | | | | | | | |
| OS | M1 | 1 | 66.0 MHz | -0.11 dB | | | | | | | | | | | | | | | | | | | | | | | | | | |

| Test rate: | | 2Mbps | | | | | | | | | | | | | | | | | | | | | | | | | | | | |
|------------|--|-------|-------------|-----------|----------|-----------------|---------|----------|-----------------|----|--|---|-------------|-----------|--|--|----|--|---|-------------|----------|--|--|----|----|---|----------|----------|--|--|
| CH00 | <table border="1"> <thead> <tr> <th>Type</th> <th>Ref</th> <th>Trc</th> <th>X-value</th> <th>Y-value</th> <th>Function</th> <th>Function Result</th> </tr> </thead> <tbody> <tr> <td>MC</td> <td></td> <td>1</td> <td>2.44113 GHz</td> <td>-1.77 dBm</td> <td></td> <td></td> </tr> <tr> <td>MC</td> <td></td> <td>1</td> <td>2.44259 GHz</td> <td>4.62 dBm</td> <td></td> <td></td> </tr> <tr> <td>OS</td> <td>M1</td> <td>1</td> <td>3.12 MHz</td> <td>0.25 dB</td> <td></td> <td></td> </tr> </tbody> </table> | | Type | Ref | Trc | X-value | Y-value | Function | Function Result | MC | | 1 | 2.44113 GHz | -1.77 dBm | | | MC | | 1 | 2.44259 GHz | 4.62 dBm | | | OS | M1 | 1 | 3.12 MHz | 0.25 dB | | |
| Type | Ref | Trc | X-value | Y-value | Function | Function Result | | | | | | | | | | | | | | | | | | | | | | | | |
| MC | | 1 | 2.44113 GHz | -1.77 dBm | | | | | | | | | | | | | | | | | | | | | | | | | | |
| MC | | 1 | 2.44259 GHz | 4.62 dBm | | | | | | | | | | | | | | | | | | | | | | | | | | |
| OS | M1 | 1 | 3.12 MHz | 0.25 dB | | | | | | | | | | | | | | | | | | | | | | | | | | |
| CH19 | <table border="1"> <thead> <tr> <th>Type</th> <th>Ref</th> <th>Trc</th> <th>X-value</th> <th>Y-value</th> <th>Function</th> <th>Function Result</th> </tr> </thead> <tbody> <tr> <td>MC</td> <td></td> <td>1</td> <td>2.43992 GHz</td> <td>-2.79 dBm</td> <td></td> <td></td> </tr> <tr> <td>MC</td> <td></td> <td>1</td> <td>2.44205 GHz</td> <td>4.28 dBm</td> <td></td> <td></td> </tr> <tr> <td>OS</td> <td>M1</td> <td>1</td> <td>3.12 MHz</td> <td>0.05 dB</td> <td></td> <td></td> </tr> </tbody> </table> | | Type | Ref | Trc | X-value | Y-value | Function | Function Result | MC | | 1 | 2.43992 GHz | -2.79 dBm | | | MC | | 1 | 2.44205 GHz | 4.28 dBm | | | OS | M1 | 1 | 3.12 MHz | 0.05 dB | | |
| Type | Ref | Trc | X-value | Y-value | Function | Function Result | | | | | | | | | | | | | | | | | | | | | | | | |
| MC | | 1 | 2.43992 GHz | -2.79 dBm | | | | | | | | | | | | | | | | | | | | | | | | | | |
| MC | | 1 | 2.44205 GHz | 4.28 dBm | | | | | | | | | | | | | | | | | | | | | | | | | | |
| OS | M1 | 1 | 3.12 MHz | 0.05 dB | | | | | | | | | | | | | | | | | | | | | | | | | | |
| CH39 | <table border="1"> <thead> <tr> <th>Type</th> <th>Ref</th> <th>Trc</th> <th>X-value</th> <th>Y-value</th> <th>Function</th> <th>Function Result</th> </tr> </thead> <tbody> <tr> <td>MC</td> <td></td> <td>1</td> <td>2.43922 GHz</td> <td>-2.48 dBm</td> <td></td> <td></td> </tr> <tr> <td>MC</td> <td></td> <td>1</td> <td>2.44205 GHz</td> <td>3.68 dBm</td> <td></td> <td></td> </tr> <tr> <td>OS</td> <td>M1</td> <td>1</td> <td>3.12 MHz</td> <td>-0.03 dB</td> <td></td> <td></td> </tr> </tbody> </table> | | Type | Ref | Trc | X-value | Y-value | Function | Function Result | MC | | 1 | 2.43922 GHz | -2.48 dBm | | | MC | | 1 | 2.44205 GHz | 3.68 dBm | | | OS | M1 | 1 | 3.12 MHz | -0.03 dB | | |
| Type | Ref | Trc | X-value | Y-value | Function | Function Result | | | | | | | | | | | | | | | | | | | | | | | | |
| MC | | 1 | 2.43922 GHz | -2.48 dBm | | | | | | | | | | | | | | | | | | | | | | | | | | |
| MC | | 1 | 2.44205 GHz | 3.68 dBm | | | | | | | | | | | | | | | | | | | | | | | | | | |
| OS | M1 | 1 | 3.12 MHz | -0.03 dB | | | | | | | | | | | | | | | | | | | | | | | | | | |

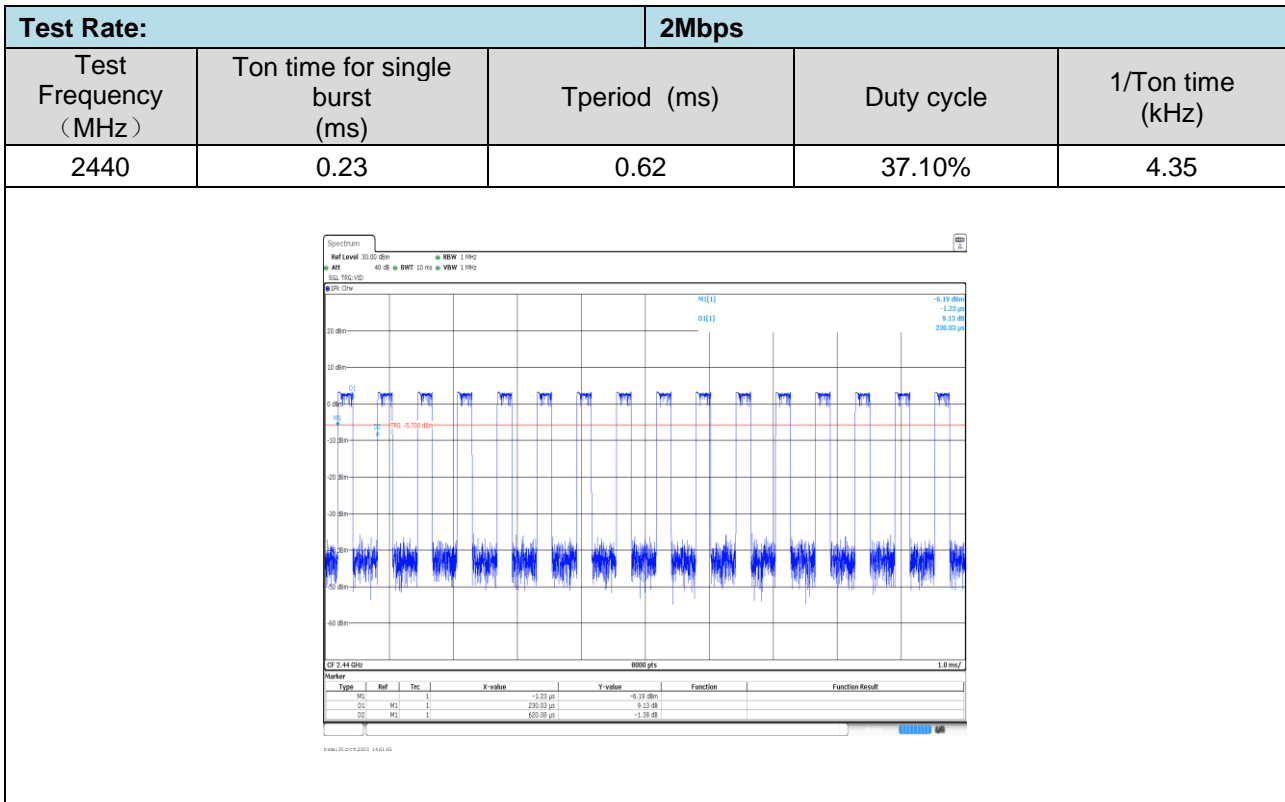
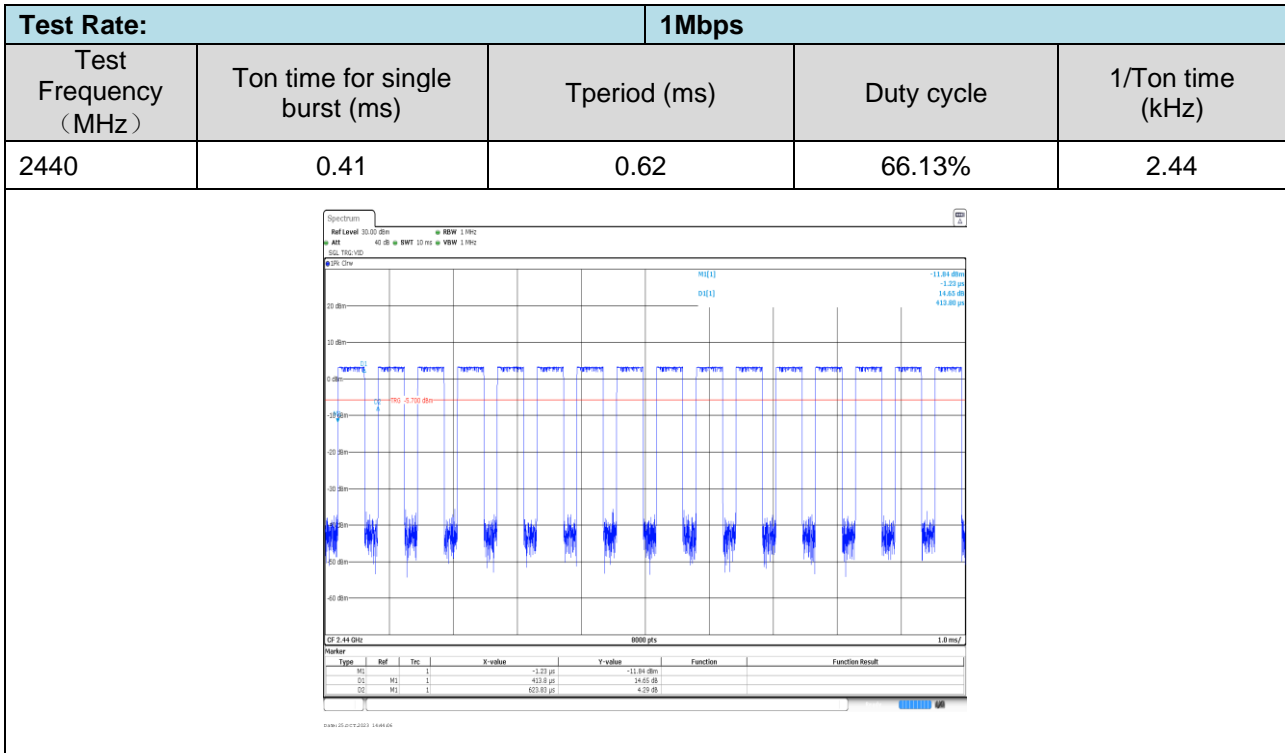
Appendix D: 99% Occupied Bandwidth

| Test rate | Channel | 99% Occupied Bandwidth(MHz) | Limit (kHz) | Result |
|-----------|---------|-----------------------------|-------------|--------|
| 1Mbps | 00 | 1.01 | - | Pass |
| | 19 | 1.00 | | |
| | 39 | 1.00 | | |
| 2Mbps | 00 | 2.01 | - | Pass |
| | 19 | 2.02 | | |
| | 39 | 2.01 | | |

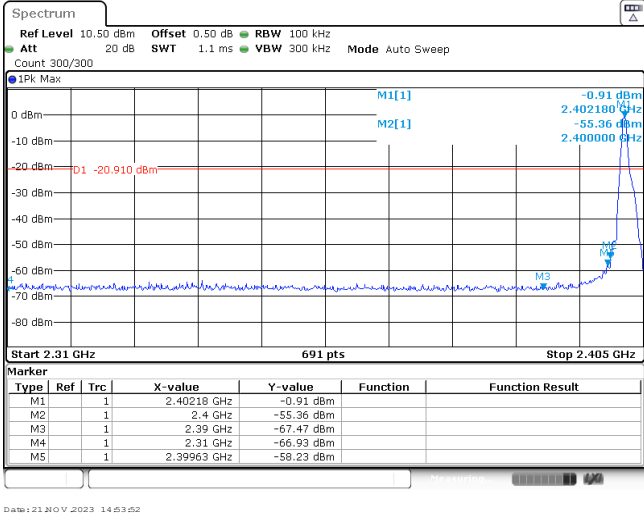
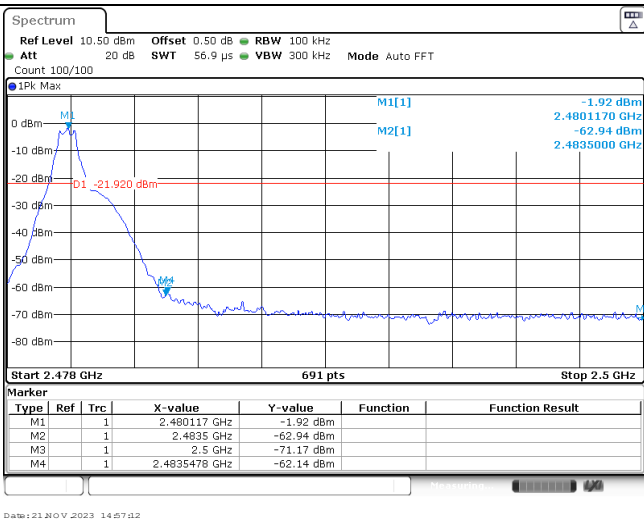
| Test rate: 1Mbps | |
|------------------|---|
| CH00 | <p> Spectrum Ref Level: 10.00 dBm Offset: 0.00 GHz RBW: 10 kHz Att: 20 dB BW: 63.3 µs VBW: 100 kHz Mode: Auto FFT Count: 500/100 Peak: 0.18 dBm 2.402000 GHz 1.000999997 MHz CF: 2.402 GHz Span: 2.0 MHz 1001 pts Date: 23/07/2023 14:43:04 </p> |
| CH19 | <p> Spectrum Ref Level: 10.00 dBm Offset: 0.00 GHz RBW: 10 kHz Att: 20 dB BW: 63.3 µs VBW: 100 kHz Mode: Auto FFT Count: 500/100 Peak: 0.92 dBm 2.440000 GHz 1.000997003 MHz CF: 2.44 GHz Span: 2.0 MHz 1001 pts Date: 23/07/2023 14:43:09 </p> |
| CH39 | <p> Spectrum Ref Level: 10.00 dBm Offset: 0.00 GHz RBW: 10 kHz Att: 20 dB BW: 63.3 µs VBW: 100 kHz Mode: Auto FFT Count: 500/100 Peak: 0.31 dBm 2.480000 GHz 1.000999001 MHz CF: 2.48 GHz Span: 2.0 MHz 1001 pts Date: 23/07/2023 14:43:15 </p> |

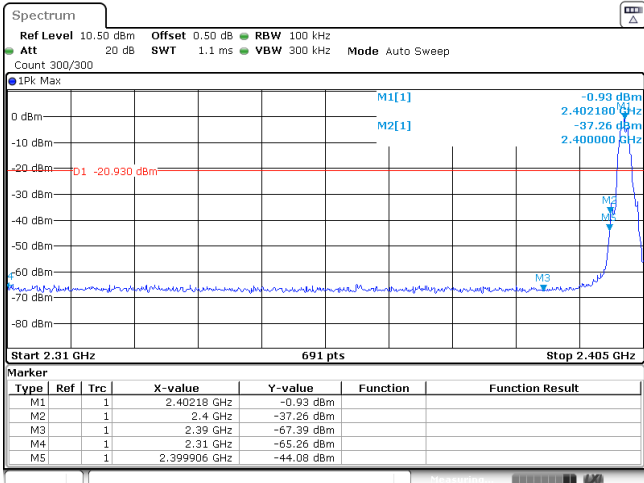
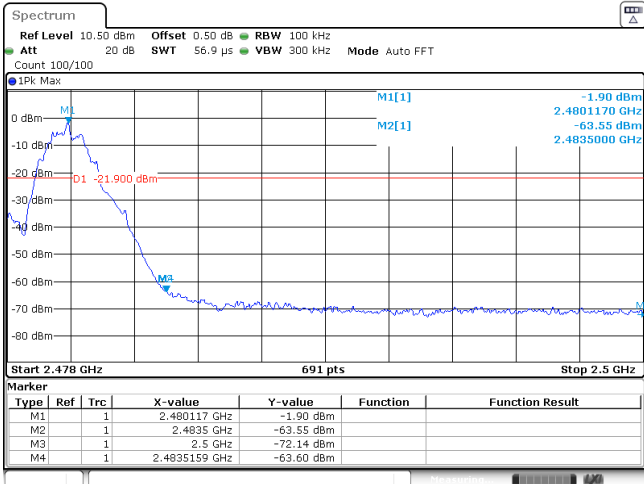
| Test rate: 2Mbps | |
|------------------|--|
| CH00 |  |
| CH19 |  |
| CH39 |  |

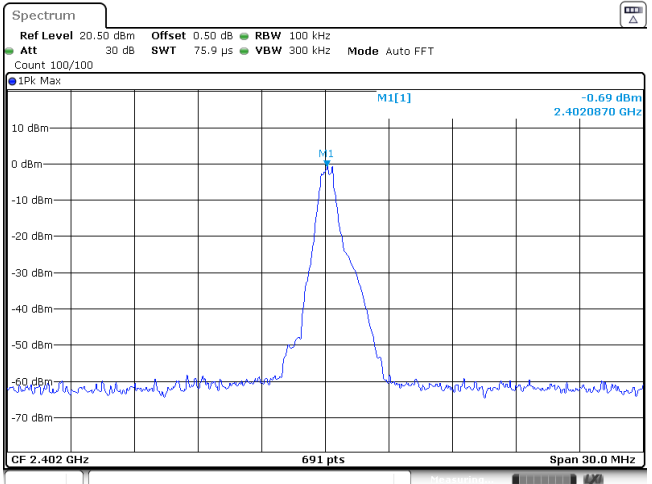
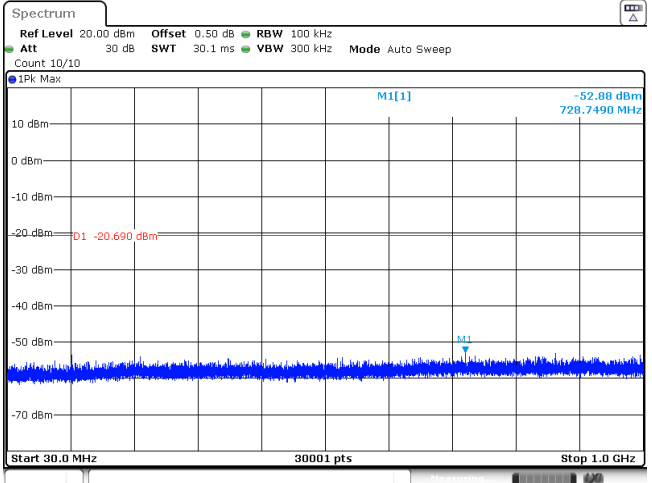
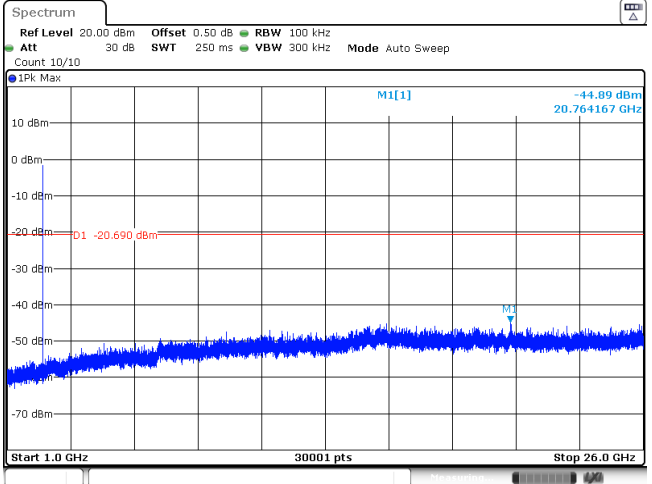
Appendix E: Duty cycle



Appendix F: Band edge and Spurious Emissions (conducted)

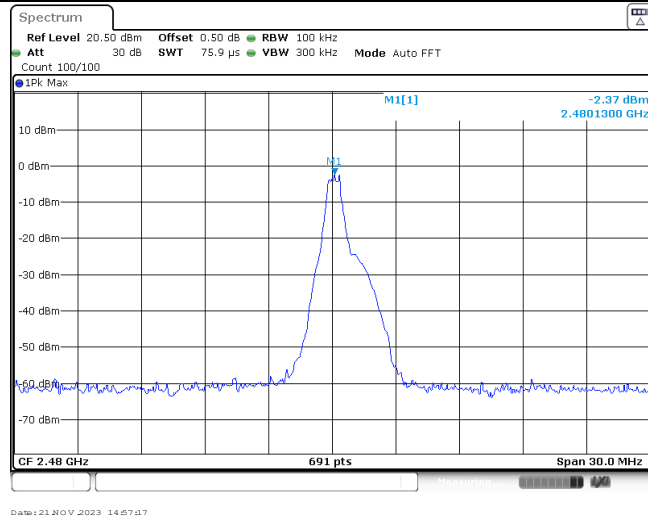
| Test Item: | Band edge | Test Rate: | 1Mbps | | | | | | | | | | | | | | | | | | | | | | | | | | | | | | | | | | | | | | | | | | |
|------------|--|------------|---------------|------------|----------|-----------------|---------|---------|----------|-----------------|----|---|--|--------------|-----------|--|--|----|---|--|------------|------------|--|--|----|---|--|----------|------------|--|--|----|---|--|---------------|------------|--|--|----|---|--|-------------|------------|--|--|
| CH00 |  <p>Marker Table:</p> <table border="1"> <thead> <tr> <th>Type</th> <th>Ref</th> <th>Trc</th> <th>X-value</th> <th>Y-value</th> <th>Function</th> <th>Function Result</th> </tr> </thead> <tbody> <tr> <td>M1</td> <td>1</td> <td></td> <td>2.40218 GHz</td> <td>-0.91 dBm</td> <td></td> <td></td> </tr> <tr> <td>M2</td> <td>1</td> <td></td> <td>2.4 GHz</td> <td>-55.36 dBm</td> <td></td> <td></td> </tr> <tr> <td>M3</td> <td>1</td> <td></td> <td>2.39 GHz</td> <td>-67.47 dBm</td> <td></td> <td></td> </tr> <tr> <td>M4</td> <td>1</td> <td></td> <td>2.31 GHz</td> <td>-66.93 dBm</td> <td></td> <td></td> </tr> <tr> <td>M5</td> <td>1</td> <td></td> <td>2.39963 GHz</td> <td>-58.23 dBm</td> <td></td> <td></td> </tr> </tbody> </table> | | | Type | Ref | Trc | X-value | Y-value | Function | Function Result | M1 | 1 | | 2.40218 GHz | -0.91 dBm | | | M2 | 1 | | 2.4 GHz | -55.36 dBm | | | M3 | 1 | | 2.39 GHz | -67.47 dBm | | | M4 | 1 | | 2.31 GHz | -66.93 dBm | | | M5 | 1 | | 2.39963 GHz | -58.23 dBm | | |
| Type | Ref | Trc | X-value | Y-value | Function | Function Result | | | | | | | | | | | | | | | | | | | | | | | | | | | | | | | | | | | | | | | |
| M1 | 1 | | 2.40218 GHz | -0.91 dBm | | | | | | | | | | | | | | | | | | | | | | | | | | | | | | | | | | | | | | | | | |
| M2 | 1 | | 2.4 GHz | -55.36 dBm | | | | | | | | | | | | | | | | | | | | | | | | | | | | | | | | | | | | | | | | | |
| M3 | 1 | | 2.39 GHz | -67.47 dBm | | | | | | | | | | | | | | | | | | | | | | | | | | | | | | | | | | | | | | | | | |
| M4 | 1 | | 2.31 GHz | -66.93 dBm | | | | | | | | | | | | | | | | | | | | | | | | | | | | | | | | | | | | | | | | | |
| M5 | 1 | | 2.39963 GHz | -58.23 dBm | | | | | | | | | | | | | | | | | | | | | | | | | | | | | | | | | | | | | | | | | |
| CH39 |  <p>Marker Table:</p> <table border="1"> <thead> <tr> <th>Type</th> <th>Ref</th> <th>Trc</th> <th>X-value</th> <th>Y-value</th> <th>Function</th> <th>Function Result</th> </tr> </thead> <tbody> <tr> <td>M1</td> <td>1</td> <td></td> <td>2.480117 GHz</td> <td>-1.92 dBm</td> <td></td> <td></td> </tr> <tr> <td>M2</td> <td>1</td> <td></td> <td>2.4835 GHz</td> <td>-62.94 dBm</td> <td></td> <td></td> </tr> <tr> <td>M3</td> <td>1</td> <td></td> <td>2.5 GHz</td> <td>-71.17 dBm</td> <td></td> <td></td> </tr> <tr> <td>M4</td> <td>1</td> <td></td> <td>2.4835478 GHz</td> <td>-62.14 dBm</td> <td></td> <td></td> </tr> </tbody> </table> | | | Type | Ref | Trc | X-value | Y-value | Function | Function Result | M1 | 1 | | 2.480117 GHz | -1.92 dBm | | | M2 | 1 | | 2.4835 GHz | -62.94 dBm | | | M3 | 1 | | 2.5 GHz | -71.17 dBm | | | M4 | 1 | | 2.4835478 GHz | -62.14 dBm | | | | | | | | | |
| Type | Ref | Trc | X-value | Y-value | Function | Function Result | | | | | | | | | | | | | | | | | | | | | | | | | | | | | | | | | | | | | | | |
| M1 | 1 | | 2.480117 GHz | -1.92 dBm | | | | | | | | | | | | | | | | | | | | | | | | | | | | | | | | | | | | | | | | | |
| M2 | 1 | | 2.4835 GHz | -62.94 dBm | | | | | | | | | | | | | | | | | | | | | | | | | | | | | | | | | | | | | | | | | |
| M3 | 1 | | 2.5 GHz | -71.17 dBm | | | | | | | | | | | | | | | | | | | | | | | | | | | | | | | | | | | | | | | | | |
| M4 | 1 | | 2.4835478 GHz | -62.14 dBm | | | | | | | | | | | | | | | | | | | | | | | | | | | | | | | | | | | | | | | | | |

| Test Item: | Band edge | Test Rate: | 2Mbps | | | | | | | | | | | | | | | | | | | | | | | | | | | | | | | | | | | | | | | | | | | | | | | | |
|------------|-----------|--|--------|---------------|------------|----------|-----------------|---------|----------|-----------------|----|---|---|--|--------------|-----------|--|--|----|---|---|--|------------|------------|--|--|----|---|---|--|----------|------------|--|--|----|---|---|--|---------------|------------|--|--|----|---|---|--|--------------|------------|--|--|--|
| CH00 | |  <p>Ref Level 10.50 dBm Offset 0.50 dB RBW 100 kHz Att 20 dB SWT 1.1 ms VBW 300 kHz Mode Auto Sweep Count 300/300</p> <p>Start 2.31 GHz 691 pts Stop 2.405 GHz</p> <table border="1"> <thead> <tr> <th>Marker</th> <th>Type</th> <th>Ref</th> <th>Trc</th> <th>X-value</th> <th>Y-value</th> <th>Function</th> <th>Function Result</th> </tr> </thead> <tbody> <tr> <td>M1</td> <td>1</td> <td>1</td> <td></td> <td>2.40218 GHz</td> <td>-0.93 dBm</td> <td></td> <td></td> </tr> <tr> <td>M2</td> <td>1</td> <td>1</td> <td></td> <td>2.4 GHz</td> <td>-37.26 dBm</td> <td></td> <td></td> </tr> <tr> <td>M3</td> <td>1</td> <td>1</td> <td></td> <td>2.39 GHz</td> <td>-67.39 dBm</td> <td></td> <td></td> </tr> <tr> <td>M4</td> <td>1</td> <td>1</td> <td></td> <td>2.31 GHz</td> <td>-65.26 dBm</td> <td></td> <td></td> </tr> <tr> <td>M5</td> <td>1</td> <td>1</td> <td></td> <td>2.399906 GHz</td> <td>-44.08 dBm</td> <td></td> <td></td> </tr> </tbody> </table> <p>Date: 21 NOV 2023 14:58:46</p> | Marker | Type | Ref | Trc | X-value | Y-value | Function | Function Result | M1 | 1 | 1 | | 2.40218 GHz | -0.93 dBm | | | M2 | 1 | 1 | | 2.4 GHz | -37.26 dBm | | | M3 | 1 | 1 | | 2.39 GHz | -67.39 dBm | | | M4 | 1 | 1 | | 2.31 GHz | -65.26 dBm | | | M5 | 1 | 1 | | 2.399906 GHz | -44.08 dBm | | | |
| Marker | Type | Ref | Trc | X-value | Y-value | Function | Function Result | | | | | | | | | | | | | | | | | | | | | | | | | | | | | | | | | | | | | | | | | | | | |
| M1 | 1 | 1 | | 2.40218 GHz | -0.93 dBm | | | | | | | | | | | | | | | | | | | | | | | | | | | | | | | | | | | | | | | | | | | | | | |
| M2 | 1 | 1 | | 2.4 GHz | -37.26 dBm | | | | | | | | | | | | | | | | | | | | | | | | | | | | | | | | | | | | | | | | | | | | | | |
| M3 | 1 | 1 | | 2.39 GHz | -67.39 dBm | | | | | | | | | | | | | | | | | | | | | | | | | | | | | | | | | | | | | | | | | | | | | | |
| M4 | 1 | 1 | | 2.31 GHz | -65.26 dBm | | | | | | | | | | | | | | | | | | | | | | | | | | | | | | | | | | | | | | | | | | | | | | |
| M5 | 1 | 1 | | 2.399906 GHz | -44.08 dBm | | | | | | | | | | | | | | | | | | | | | | | | | | | | | | | | | | | | | | | | | | | | | | |
| CH39 | |  <p>Ref Level 10.50 dBm Offset 0.50 dB RBW 100 kHz Att 20 dB SWT 56.9 μs VBW 300 kHz Mode Auto FFT Count 100/100</p> <p>Start 2.478 GHz 691 pts Stop 2.5 GHz</p> <table border="1"> <thead> <tr> <th>Marker</th> <th>Type</th> <th>Ref</th> <th>Trc</th> <th>X-value</th> <th>Y-value</th> <th>Function</th> <th>Function Result</th> </tr> </thead> <tbody> <tr> <td>M1</td> <td>1</td> <td>1</td> <td></td> <td>2.480117 GHz</td> <td>-1.90 dBm</td> <td></td> <td></td> </tr> <tr> <td>M2</td> <td>1</td> <td>1</td> <td></td> <td>2.4835 GHz</td> <td>-63.55 dBm</td> <td></td> <td></td> </tr> <tr> <td>M3</td> <td>1</td> <td>1</td> <td></td> <td>2.5 GHz</td> <td>-72.14 dBm</td> <td></td> <td></td> </tr> <tr> <td>M4</td> <td>1</td> <td>1</td> <td></td> <td>2.4835159 GHz</td> <td>-63.60 dBm</td> <td></td> <td></td> </tr> </tbody> </table> <p>Date: 21 NOV 2023 15:01:23</p> | Marker | Type | Ref | Trc | X-value | Y-value | Function | Function Result | M1 | 1 | 1 | | 2.480117 GHz | -1.90 dBm | | | M2 | 1 | 1 | | 2.4835 GHz | -63.55 dBm | | | M3 | 1 | 1 | | 2.5 GHz | -72.14 dBm | | | M4 | 1 | 1 | | 2.4835159 GHz | -63.60 dBm | | | | | | | | | | | |
| Marker | Type | Ref | Trc | X-value | Y-value | Function | Function Result | | | | | | | | | | | | | | | | | | | | | | | | | | | | | | | | | | | | | | | | | | | | |
| M1 | 1 | 1 | | 2.480117 GHz | -1.90 dBm | | | | | | | | | | | | | | | | | | | | | | | | | | | | | | | | | | | | | | | | | | | | | | |
| M2 | 1 | 1 | | 2.4835 GHz | -63.55 dBm | | | | | | | | | | | | | | | | | | | | | | | | | | | | | | | | | | | | | | | | | | | | | | |
| M3 | 1 | 1 | | 2.5 GHz | -72.14 dBm | | | | | | | | | | | | | | | | | | | | | | | | | | | | | | | | | | | | | | | | | | | | | | |
| M4 | 1 | 1 | | 2.4835159 GHz | -63.60 dBm | | | | | | | | | | | | | | | | | | | | | | | | | | | | | | | | | | | | | | | | | | | | | | |

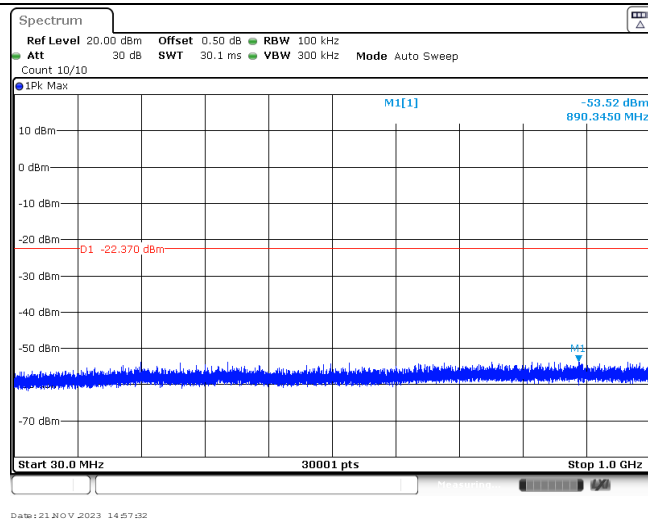
| Test Item: | SE | Test Rate: | 1Mbps |
|---------------------------------|---|------------|-------|
| <p>CH00 Reference level</p> |  <p>Ref Level 20.50 dBm Offset 0.50 dB RBW 100 kHz Att 30 dB SWT 75.9 μs VBW 300 kHz Mode Auto FFT Count 100/100</p> <p>1Pk Max: -0.69 dBm @ 2.4020870 GHz</p> <p>CF 2.402 GHz 691 pts Span 30.0 MHz</p> <p>Date: 21 NOV 2023 14:53:58</p> | | |
| <p>CH00 30MHz~1000MHz</p> |  <p>Ref Level 20.00 dBm Offset 0.50 dB RBW 100 kHz Att 30 dB SWT 30.1 ms VBW 300 kHz Mode Auto Sweep Count 10/10</p> <p>1Pk Max: -52.89 dBm @ 728.7490 MHz</p> <p>D1: -20.690 dBm</p> <p>Start 30.0 MHz 30001 pts Stop 1.0 GHz</p> <p>Date: 21 NOV 2023 14:54:13</p> | | |
| <p>CH00 1GHz~26GHz</p> |  <p>Ref Level 20.00 dBm Offset 0.50 dB RBW 100 kHz Att 30 dB SWT 250 ms VBW 300 kHz Mode Auto Sweep Count 10/10</p> <p>1Pk Max: -44.89 dBm @ 20.764167 GHz</p> <p>D1: -20.690 dBm</p> <p>Start 1.0 GHz 30001 pts Stop 26.0 GHz</p> <p>Date: 21 NOV 2023 14:54:28</p> | | |

| | |
|---------------------------------|--|
| <p>CH19 Reference level</p> | |
| <p>CH19 30MHz~1000MHz</p> | |
| <p>CH19 1GHz~26GHz</p> | |

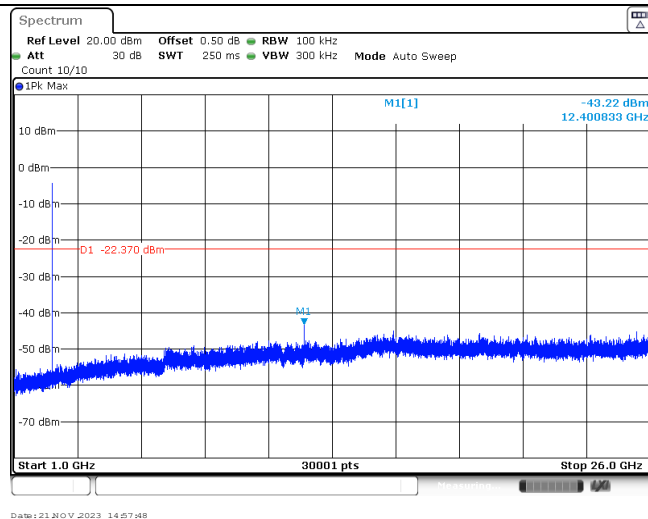
CH39
Reference level

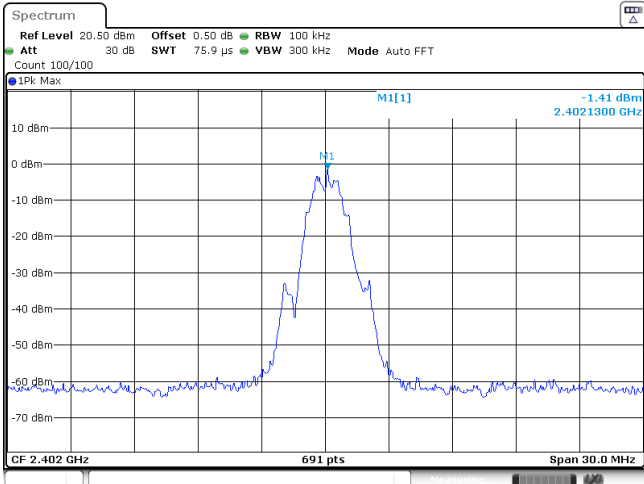
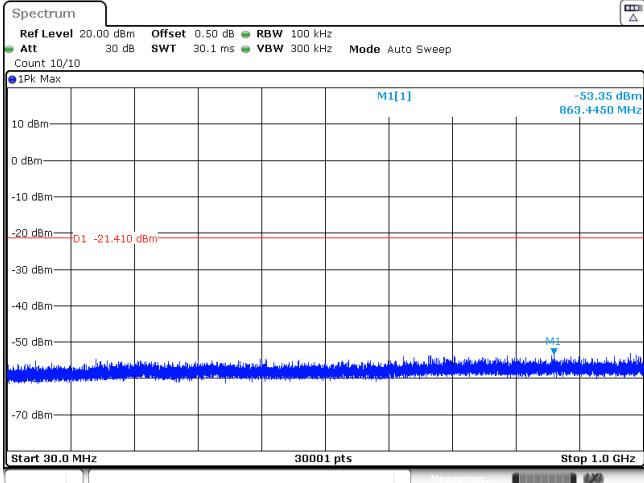
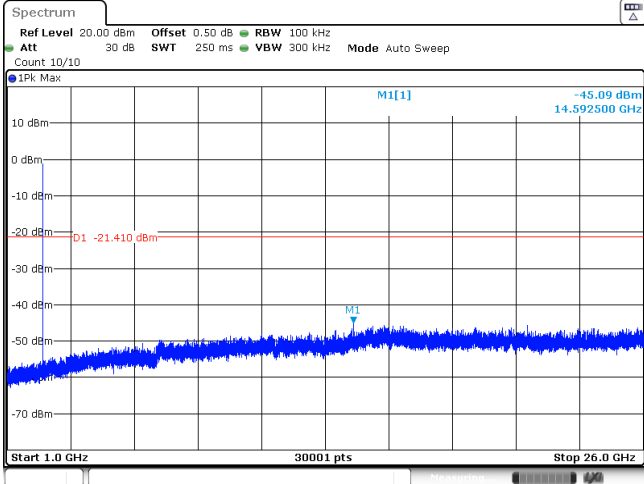


CH39
30MHz~1000MHz

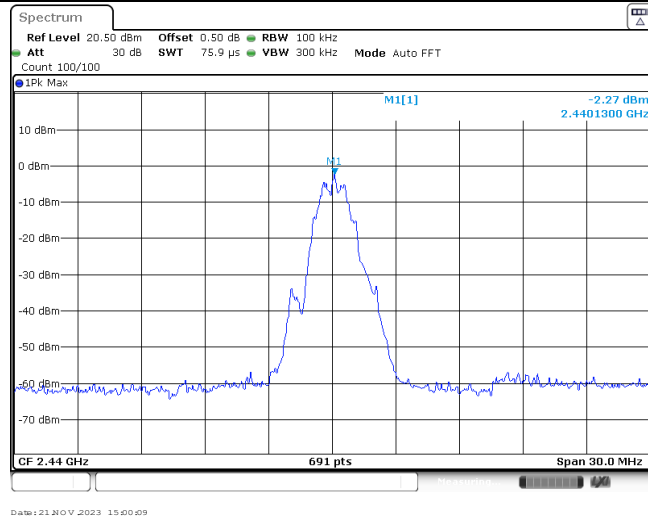


CH39
1GHz~26GHz

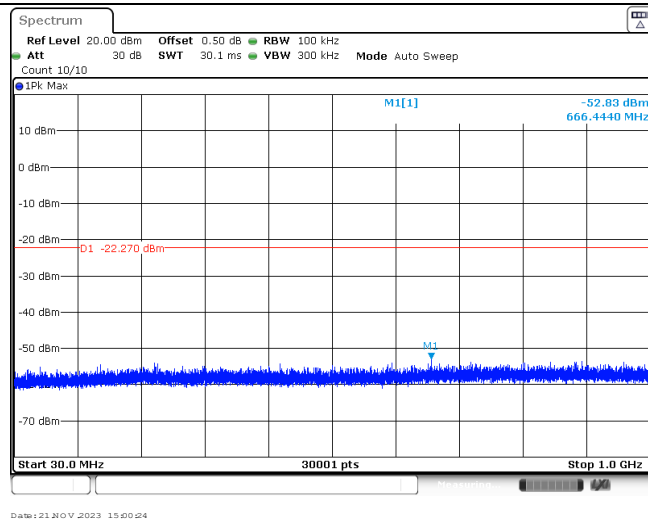


| Test Item: | SE | Test Rate: | 2Mbps |
|---------------------------------|--|------------|-------|
| <p>CH00 Reference level</p> |  <p>Spectrum</p> <p>Ref Level 20.50 dBm Offset 0.50 dB RBW 100 kHz Att 30 dB SWT 75.9 μs VBW 300 kHz Mode Auto FFT Count 100/100</p> <p>1Pk Max</p> <p>M1[1] -1.41 dBm 2.4021300 GHz</p> <p>CF 2.402 GHz 691 pts Span 30.0 MHz</p> <p>Date: 21 NOV 2023 14:58:52</p> | | |
| <p>CH00 30MHz~1000MHz</p> |  <p>Spectrum</p> <p>Ref Level 20.00 dBm Offset 0.50 dB RBW 100 kHz Att 30 dB SWT 30.1 ms VBW 300 kHz Mode Auto Sweep Count 10/10</p> <p>1Pk Max</p> <p>M1[1] -53.35 dBm 863.4450 MHz</p> <p>D1 -21.410 dBm</p> <p>M2</p> <p>Start 30.0 MHz 30001 pts Stop 1.0 GHz</p> <p>Date: 21 NOV 2023 14:59:07</p> | | |
| <p>CH00 1GHz~26GHz</p> |  <p>Spectrum</p> <p>Ref Level 20.00 dBm Offset 0.50 dB RBW 100 kHz Att 30 dB SWT 250 ms VBW 300 kHz Mode Auto Sweep Count 10/10</p> <p>1Pk Max</p> <p>M1[1] -45.09 dBm 14.592500 GHz</p> <p>D1 -21.410 dBm</p> <p>M1</p> <p>Start 1.0 GHz 30001 pts Stop 26.0 GHz</p> <p>Date: 21 NOV 2023 14:59:22</p> | | |

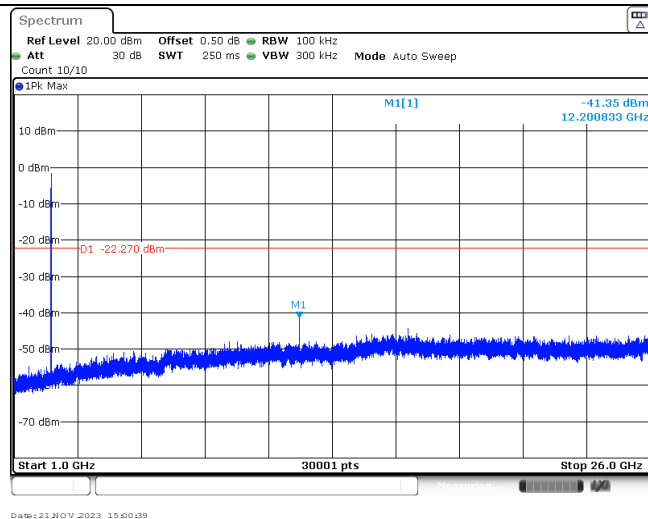
CH19
Reference level

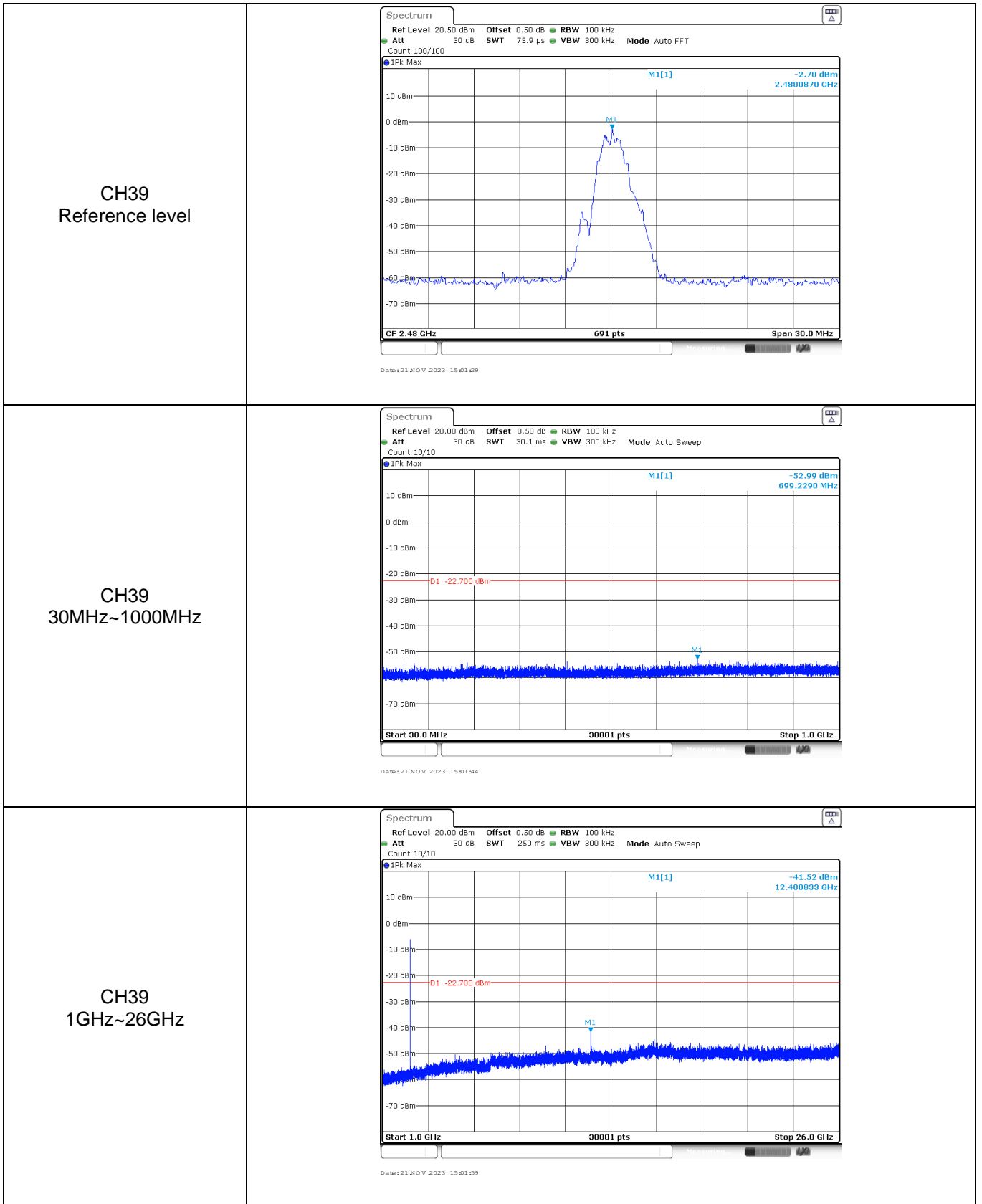


CH19
30MHz~1000MHz



CH19
1GHz~26GHz





-----End of Report-----