



Appendix B

RF Test Data for BLE (Conducted Measurement)

Product Name: smart watch

Test Model: TB39

Environmental Conditions

Temperature:	23.1° C
Relative Humidity:	52.3%
ATM Pressure:	100.0 kPa
Test Engineer:	Nick Peng
	<i>Nick Peng</i>
Supervised by:	Ling Zhu
	<i>Ling Zhu</i>





B.1 -6dB Bandwidth

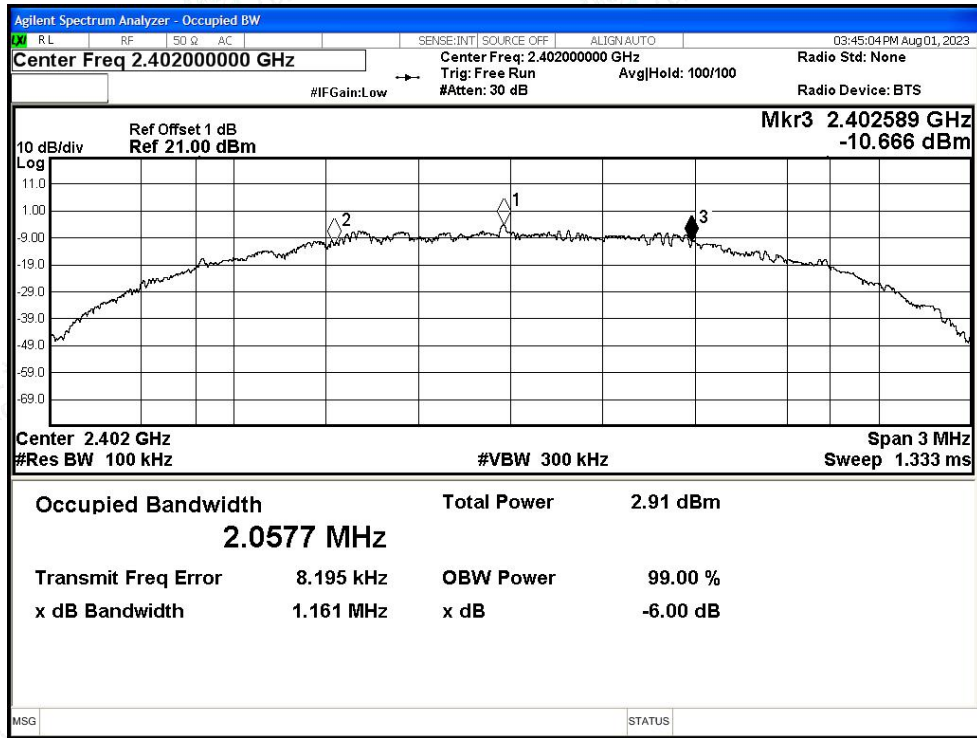
Condition	Mode	Frequency (MHz)	Antenna	-6 dB Bandwidth (MHz)	Limit -6 dB Bandwidth (MHz)	Verdict
NVNT	BLE 2M	2402	Ant1	1.161	0.5	Pass
NVNT	BLE 2M	2440	Ant1	1.135	0.5	Pass
NVNT	BLE 2M	2480	Ant1	1.122	0.5	Pass



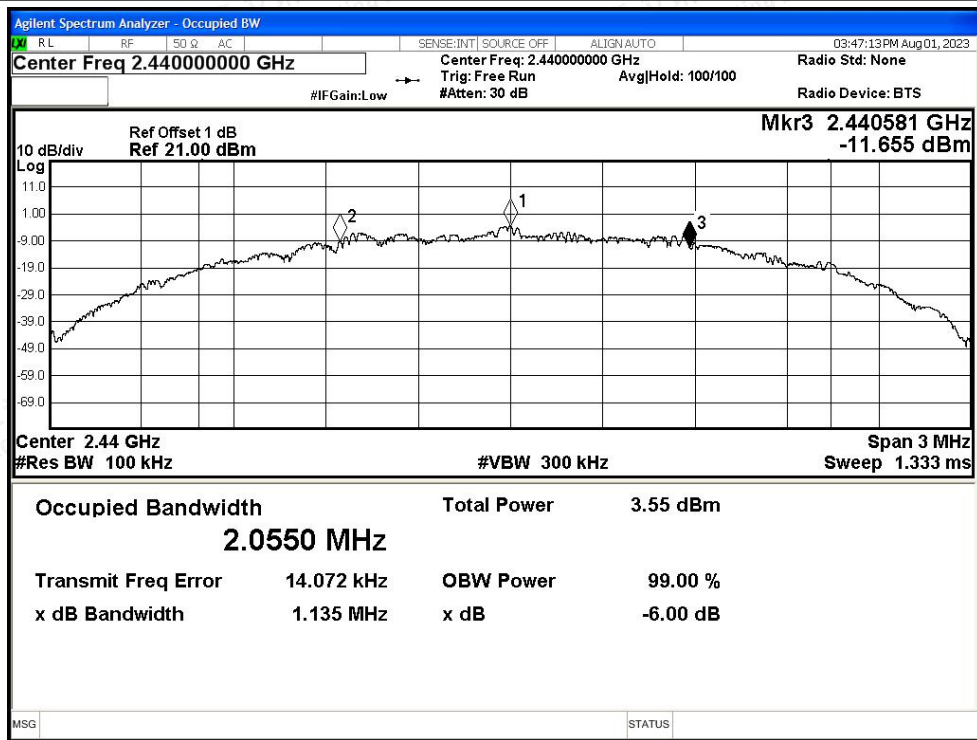


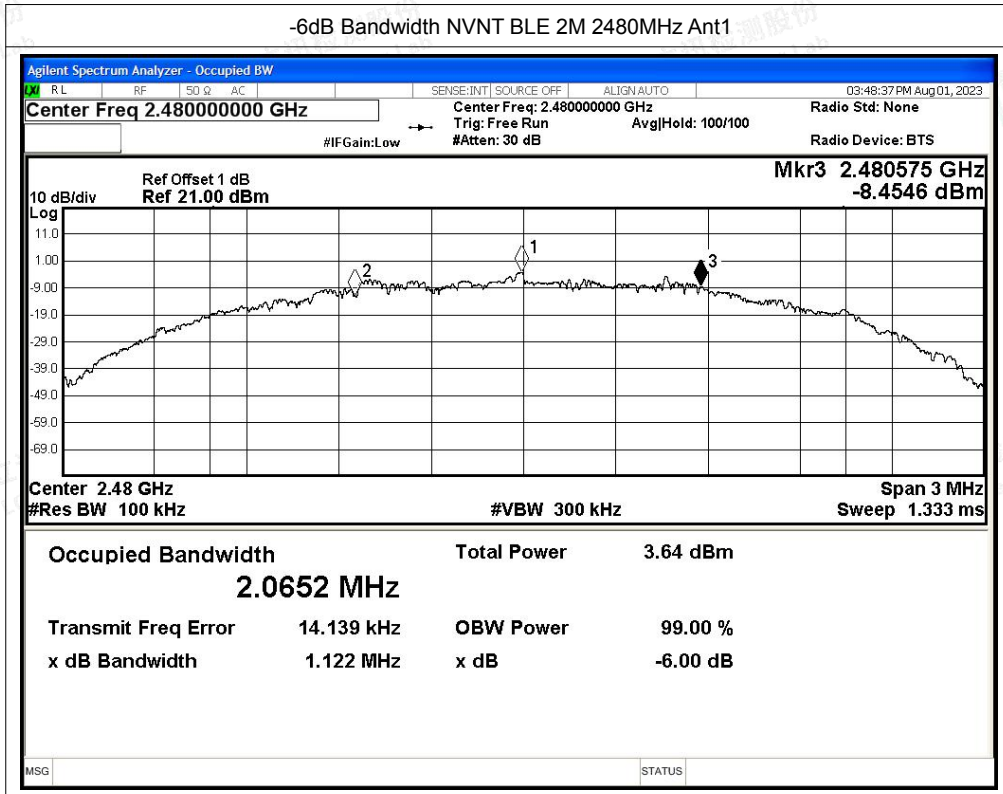
Test Graphs

-6dB Bandwidth NVNT BLE 2M 2402MHz Ant1



-6dB Bandwidth NVNT BLE 2M 2440MHz Ant1



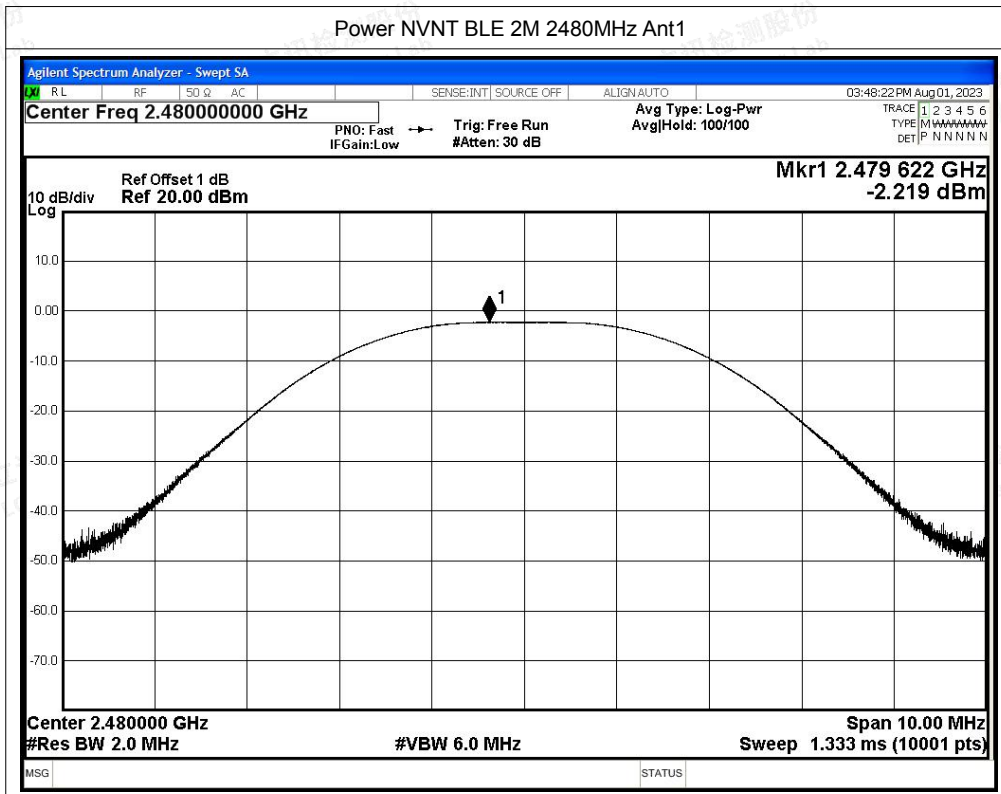




B.3 Maximum Conducted Output Power

Condition	Mode	Frequency (MHz)	Antenna	Total Power (dBm)	Limit (dBm)	Verdict
NVNT	BLE 2M	2402	Ant1	-2.8	30	Pass
NVNT	BLE 2M	2440	Ant1	-2.38	30	Pass
NVNT	BLE 2M	2480	Ant1	-2.22	30	Pass



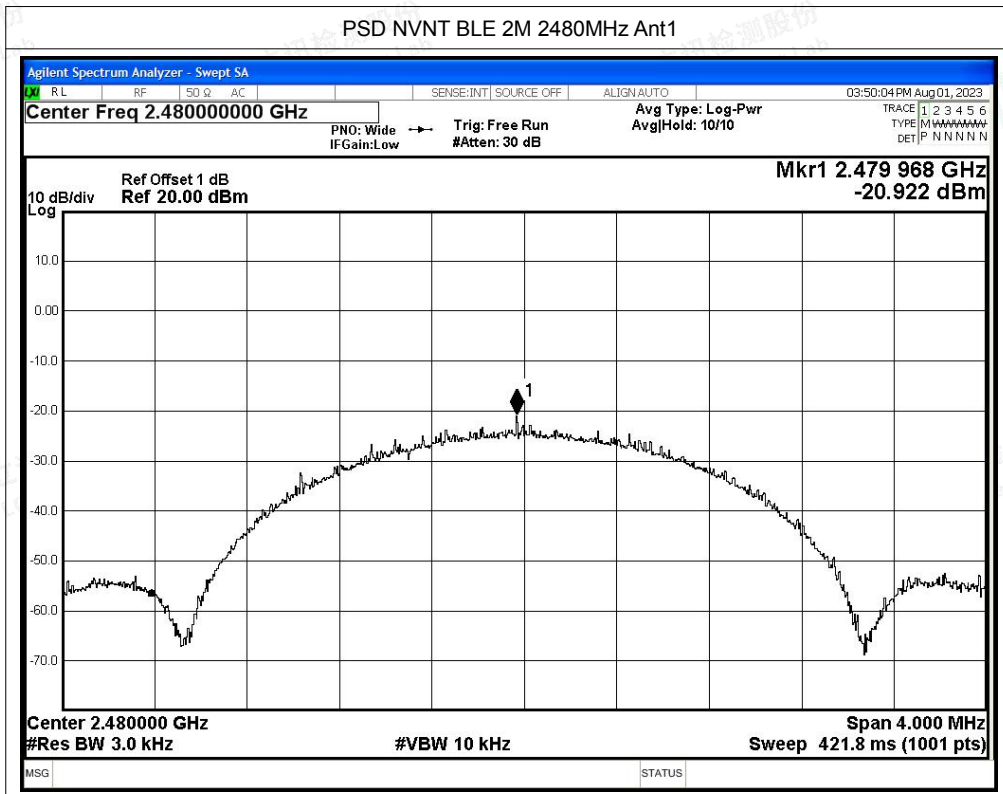




B.4 Maximum Power Spectral Density Level

Condition	Mode	Frequency (MHz)	Antenna	Total PSD (dBm/3kHz)	Limit (dBm/3kHz)	Verdict
NVNT	BLE 2M	2402	Ant1	-21.55	8	Pass
NVNT	BLE 2M	2440	Ant1	-21.25	8	Pass
NVNT	BLE 2M	2480	Ant1	-20.92	8	Pass







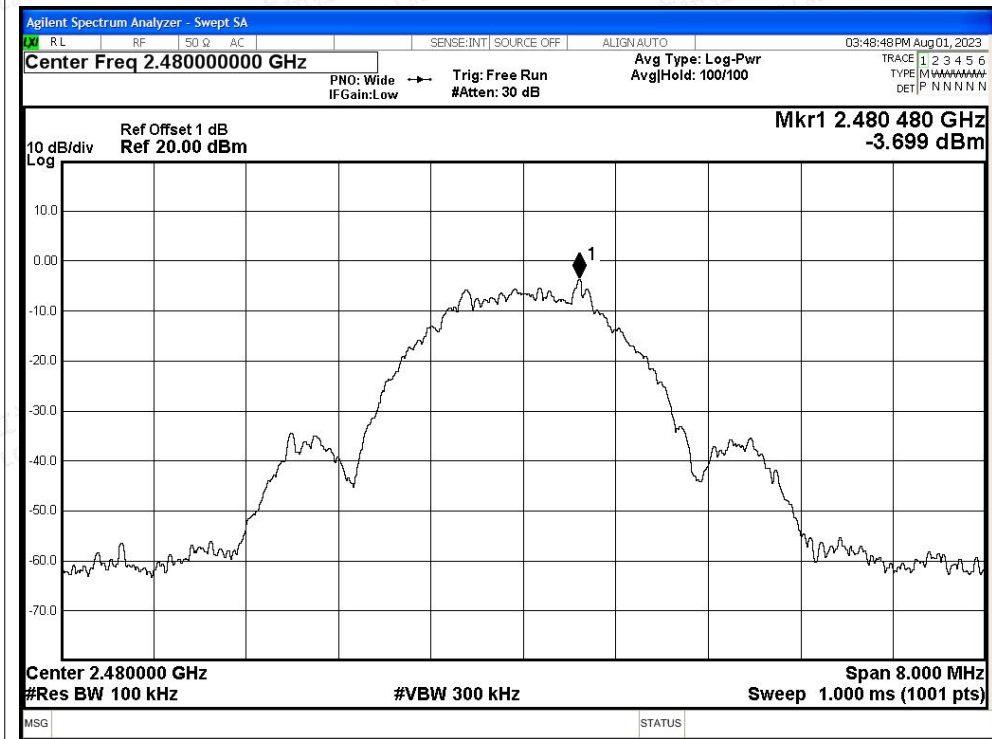
B.5 Band Edge

Condition	Mode	Frequency (MHz)	Antenna	Max Value (dBc)	Limit (dBc)	Verdict
NVNT	BLE 2M	2402	Ant1	-34.16	-20	Pass
NVNT	BLE 2M	2480	Ant1	-53.99	-20	Pass

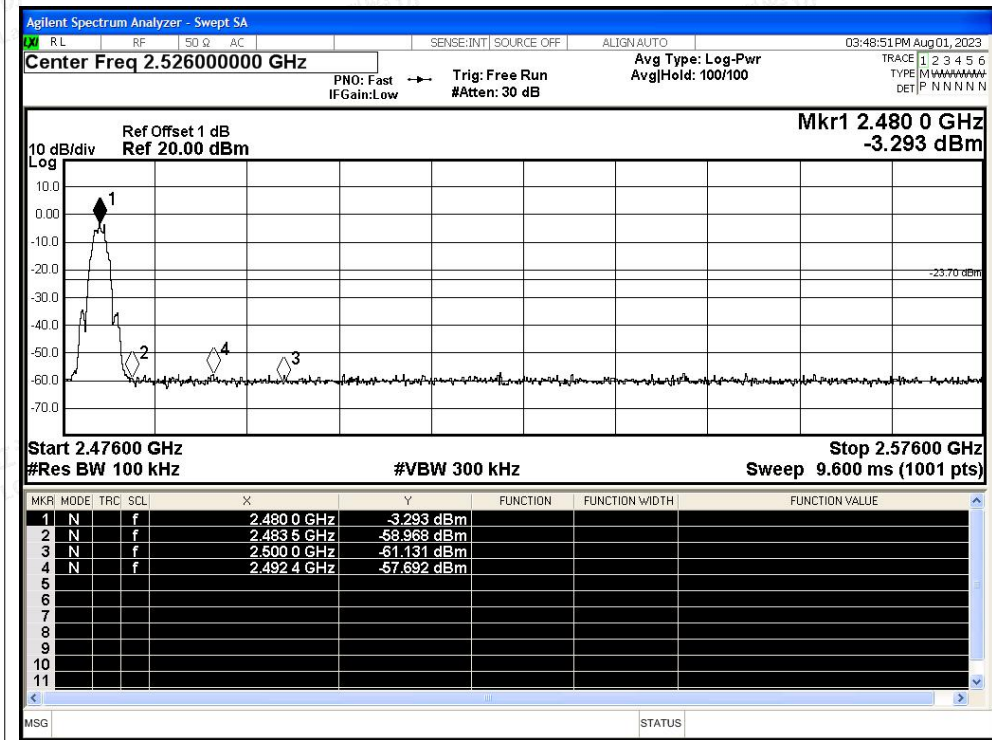




Band Edge NVNT BLE 2M 2480MHz Ant1 Ref



Band Edge NVNT BLE 2M 2480MHz Ant1 Emission





B.6 Conducted RF Spurious Emission

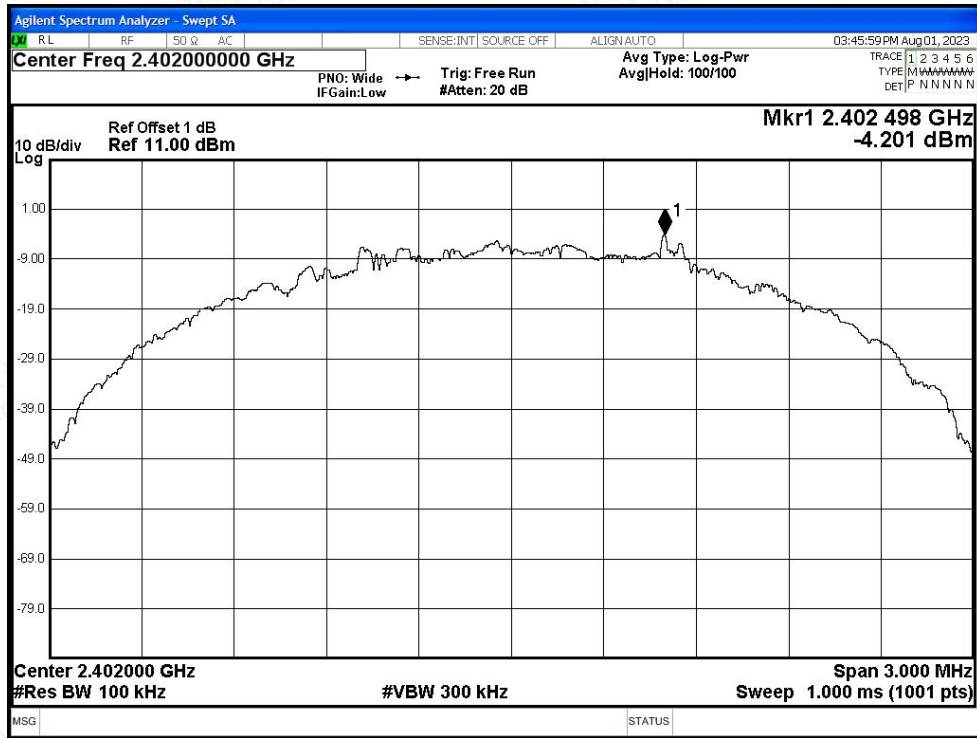
Condition	Mode	Frequency (MHz)	Antenna	Max Value (dBc)	Limit (dBc)	Verdict
NVNT	BLE 2M	2402	Ant1	-52.2	-20	Pass
NVNT	BLE 2M	2440	Ant1	-51.95	-20	Pass
NVNT	BLE 2M	2480	Ant1	-52.7	-20	Pass



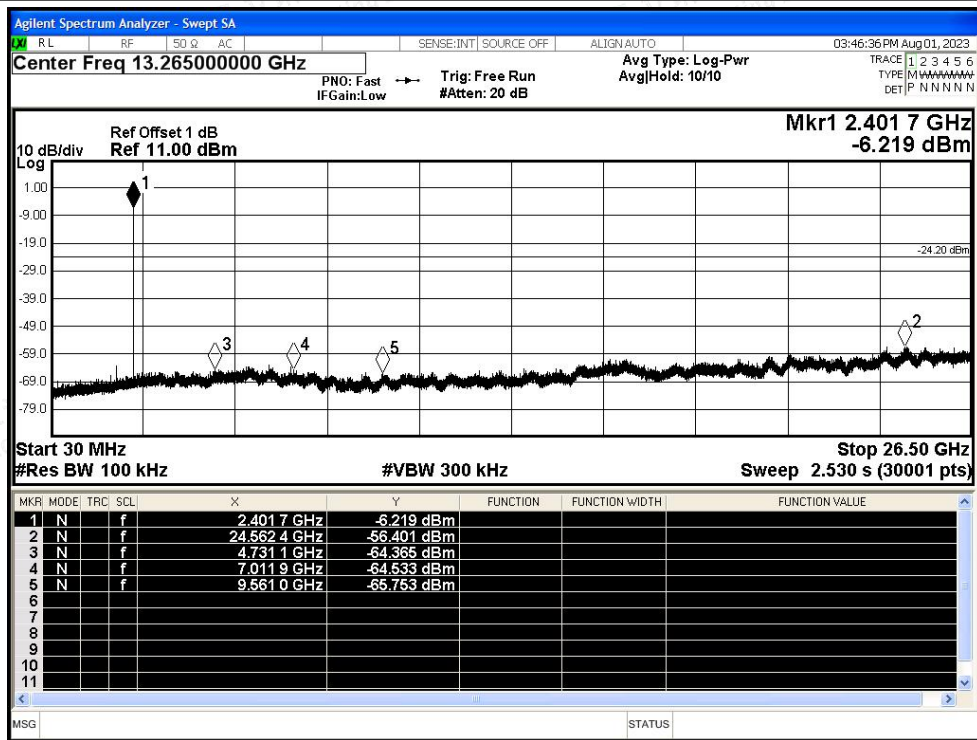


Test Graphs

Tx. Spurious NVNT BLE 2M 2402MHz Ant1 Ref



Tx. Spurious NVNT BLE 2M 2402MHz Ant1 Emission

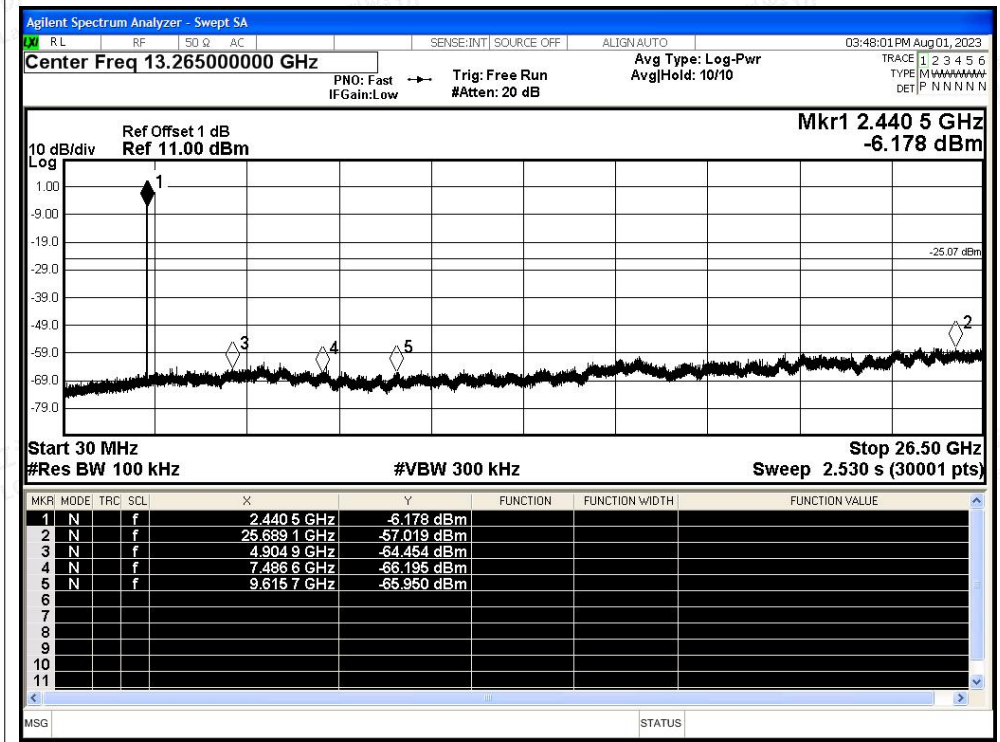




Tx. Spurious NVNT BLE 2M 2440MHz Ant1 Ref

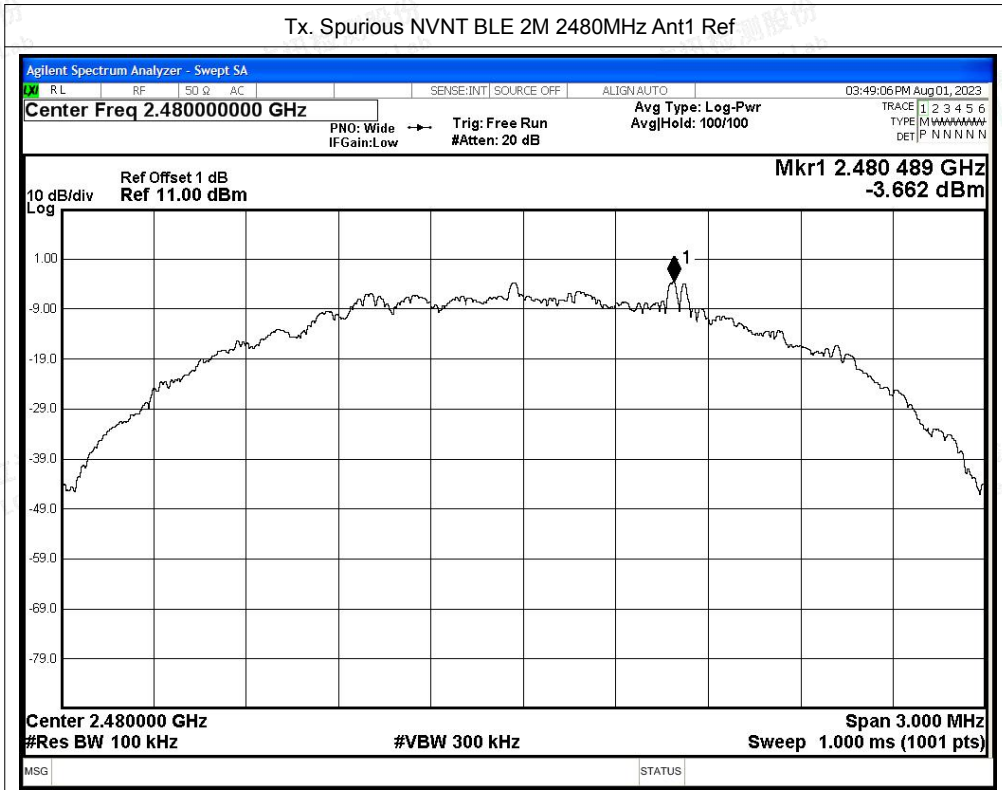


Tx. Spurious NVNT BLE 2M 2440MHz Ant1 Emission

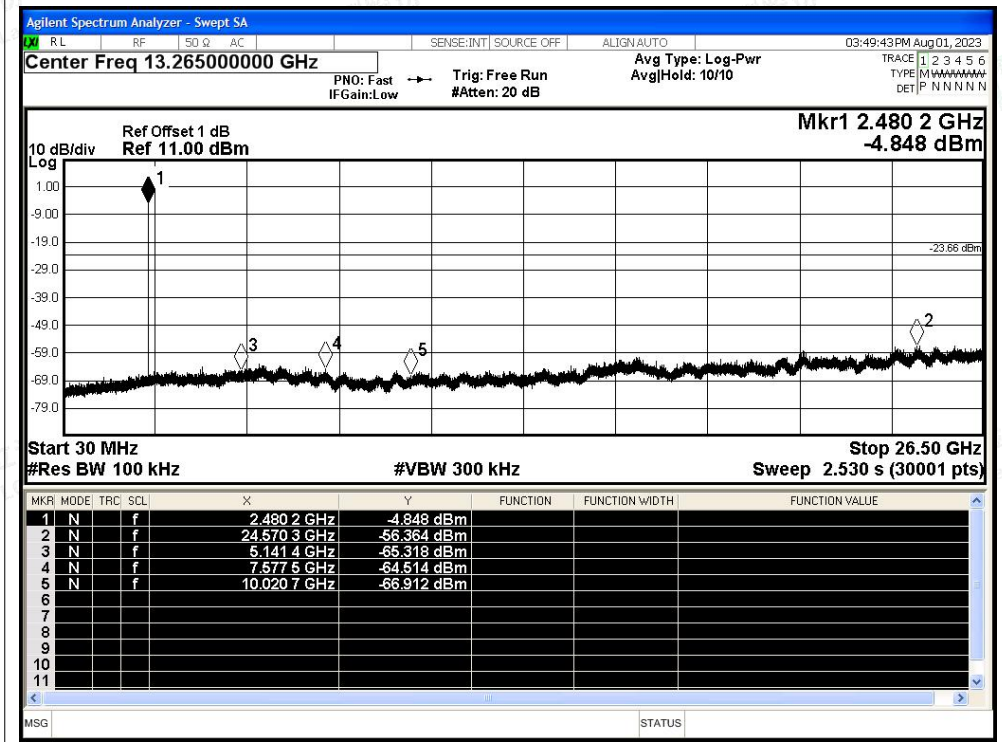




Tx. Spurious NVNT BLE 2M 2480MHz Ant1 Ref



Tx. Spurious NVNT BLE 2M 2480MHz Ant1 Emission





B.7 Duty Cycle

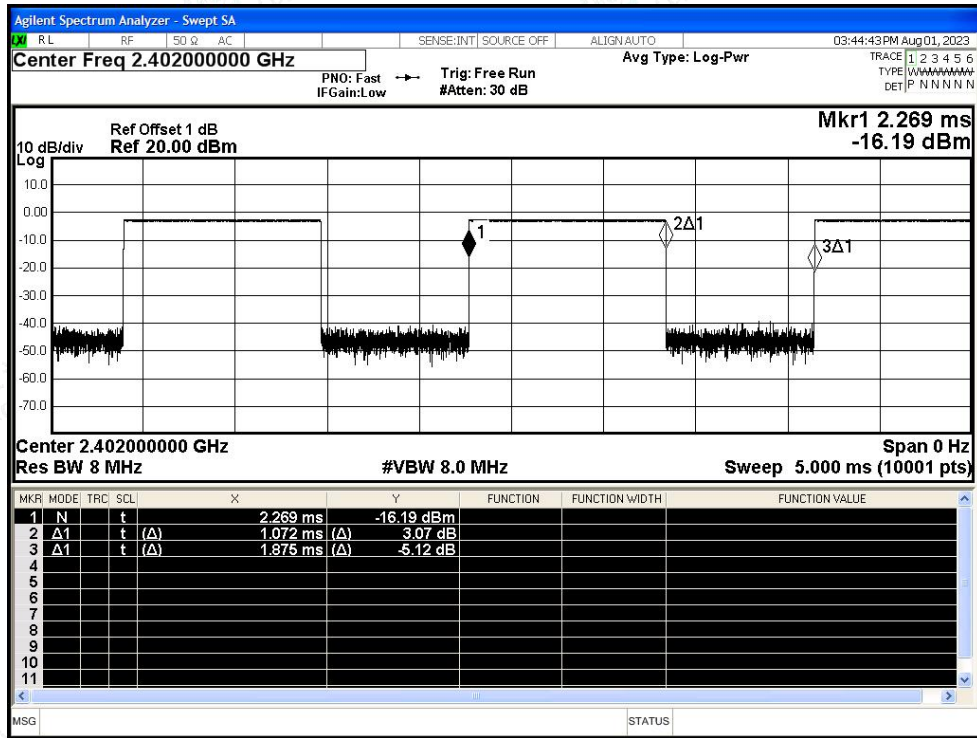
Condition	Mode	Frequency (MHz)	Antenna	Duty Cycle (%)	Correction Factor (dB)	1/T (kHz)
NVNT	BLE 2M	2402	Ant1	57.15	2.43	0.93
NVNT	BLE 2M	2440	Ant1	57.15	2.43	0.93
NVNT	BLE 2M	2480	Ant1	57.15	2.43	0.93



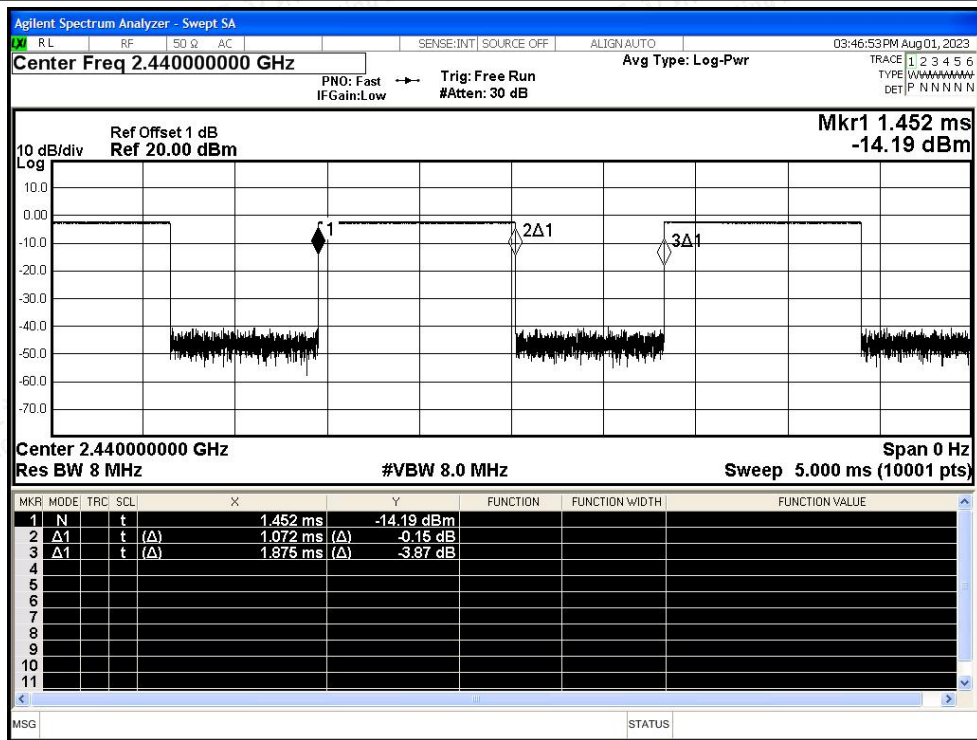


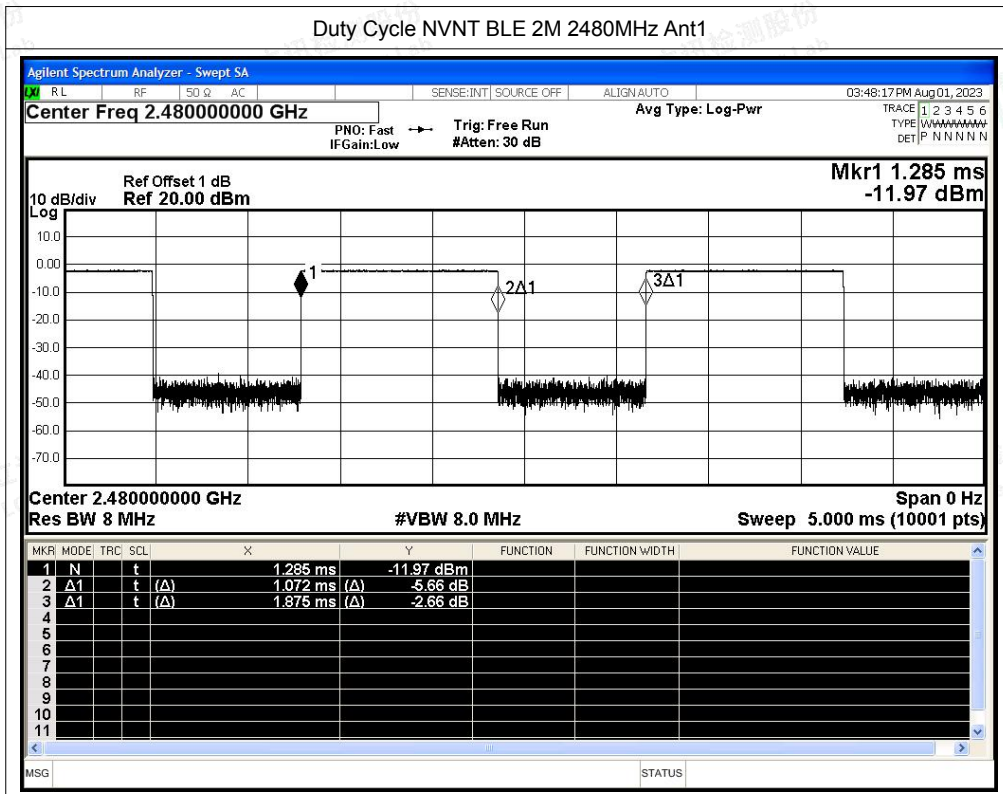
Test Graphs

Duty Cycle NVNT BLE 2M 2402MHz Ant1



Duty Cycle NVNT BLE 2M 2440MHz Ant1







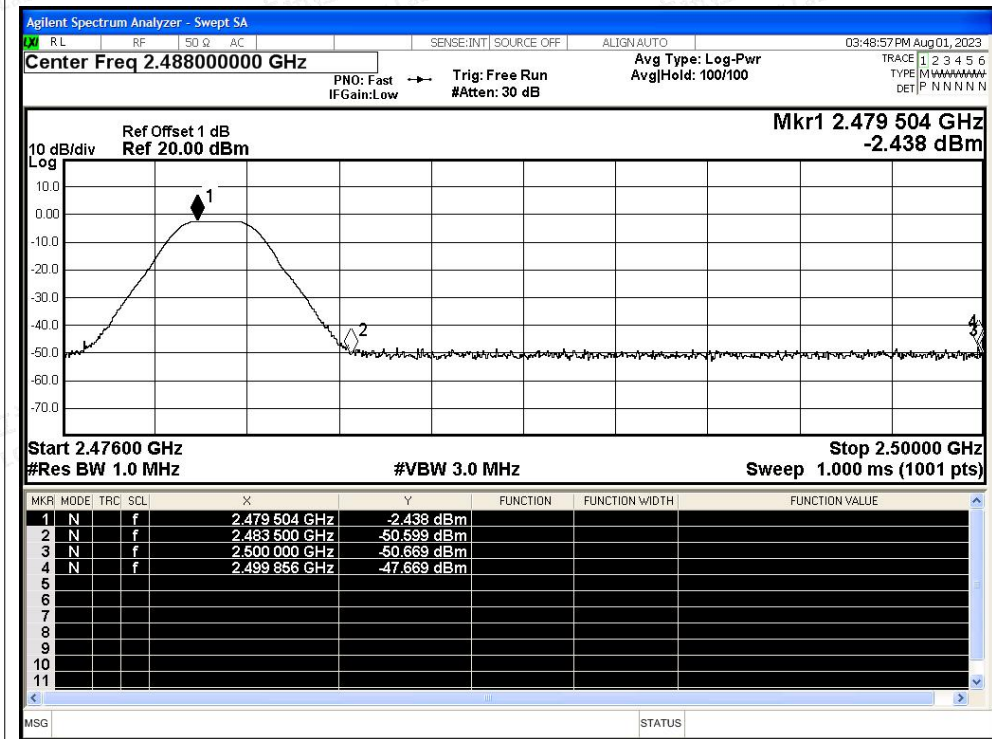
B.8 Restrict Band

Condition	Mode	Frequency (MHz)	Antenna	Spur Freq (MHz)	Power (dBm)	Gain (dBi)	E (dBuV/m)	Detector	Limit (dBuV/m)	Verdict
NVNT	BLE 2M	2402	Ant1	2310	-51.09	2	46.17	Peak	74	Pass
NVNT	BLE 2M	2402	Ant1	2310	-60.69	2	36.57	Average	54	Pass
NVNT	BLE 2M	2402	Ant1	2377.968	-47.95	2	49.31	Peak	74	Pass
NVNT	BLE 2M	2402	Ant1	2389.68	-59.83	2	37.43	Average	54	Pass
NVNT	BLE 2M	2402	Ant1	2390	-49.61	2	47.65	Peak	74	Pass
NVNT	BLE 2M	2402	Ant1	2390	-60.1	2	37.16	Average	54	Pass
NVNT	BLE 2M	2480	Ant1	2483.5	-50.6	2	46.66	Peak	74	Pass
NVNT	BLE 2M	2480	Ant1	2483.5	-58.05	2	39.21	Average	54	Pass
NVNT	BLE 2M	2480	Ant1	2499.856	-47.67	2	49.59	Peak	74	Pass
NVNT	BLE 2M	2480	Ant1	2483.512	-58.05	2	39.21	Average	54	Pass
NVNT	BLE 2M	2480	Ant1	2500	-50.67	2	46.59	Peak	74	Pass
NVNT	BLE 2M	2480	Ant1	2500	-60.14	2	37.12	Average	54	Pass





Restrict Band NVNT BLE 2M 2480MHz Ant1 Peak



Restrict Band NVNT BLE 2M 2480MHz Ant1 Average

