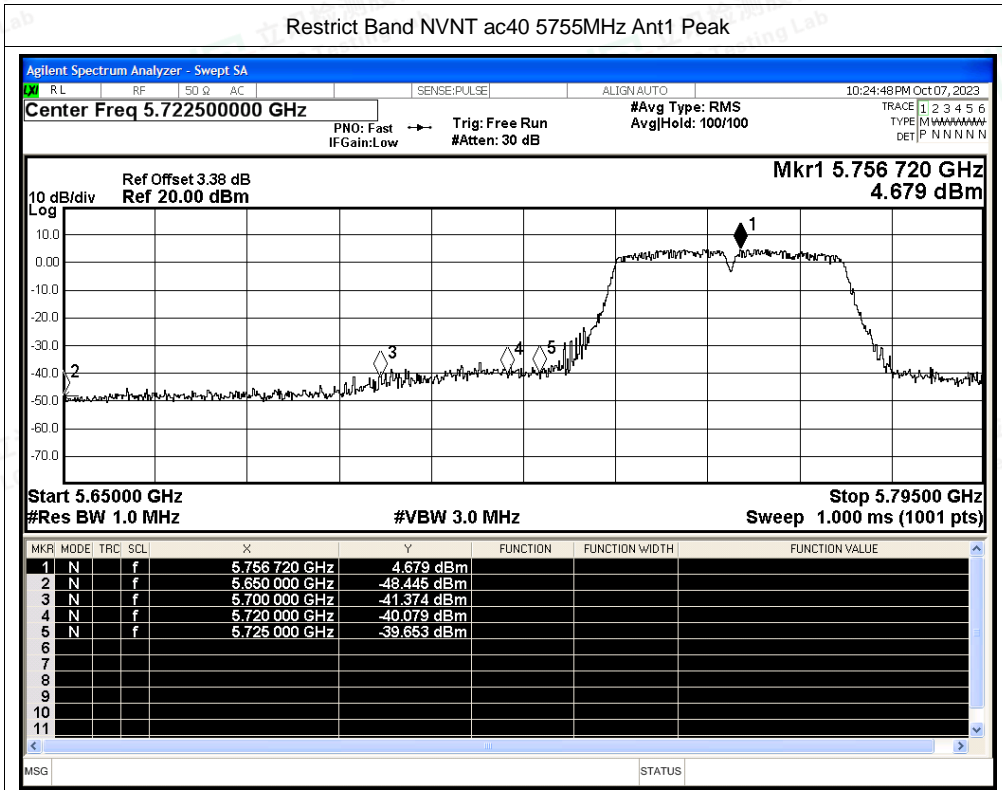
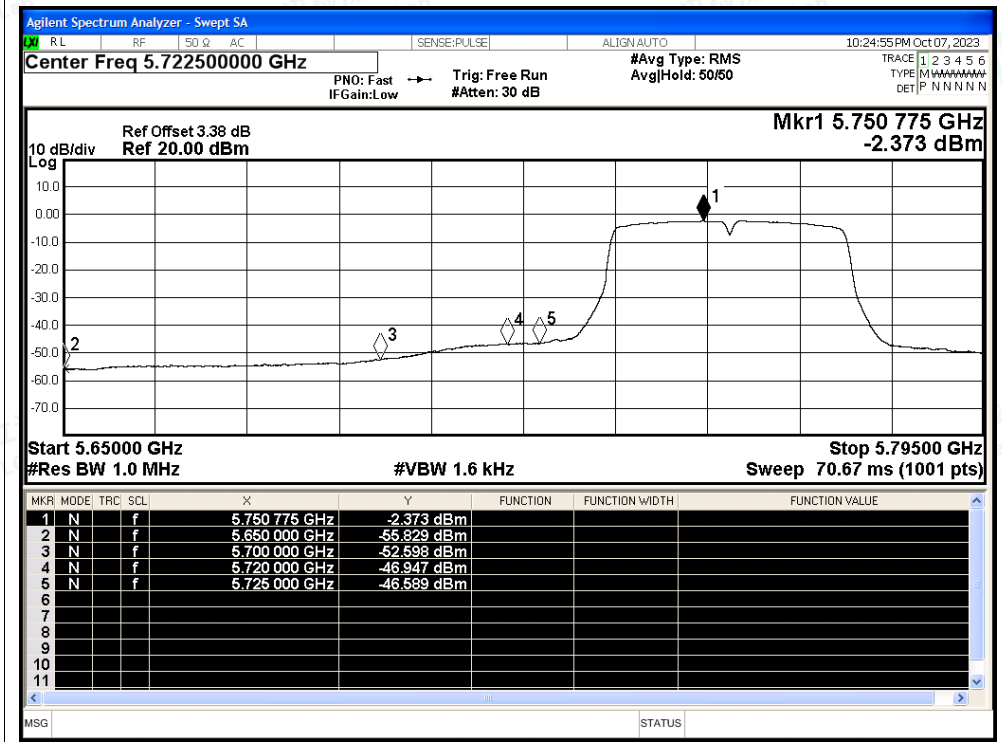




Restrict Band NVNT ac40 5755MHz Ant1 Peak

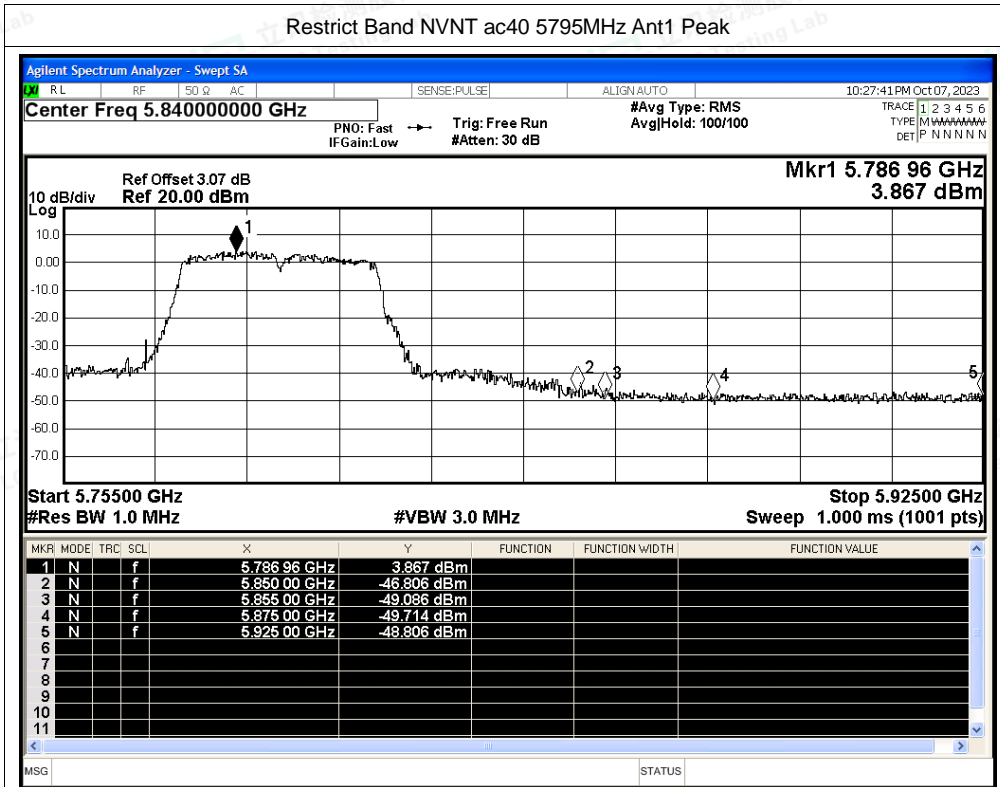


Restrict Band NVNT ac40 5755MHz Ant1 Average

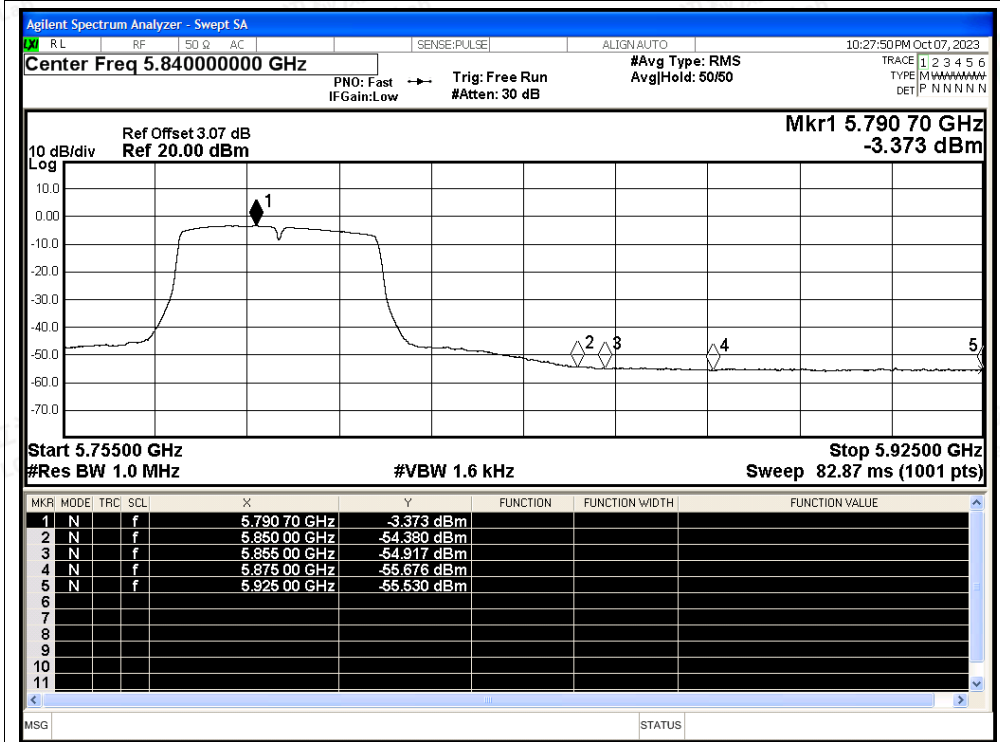




Restrict Band NVNT ac40 5795MHz Ant1 Peak

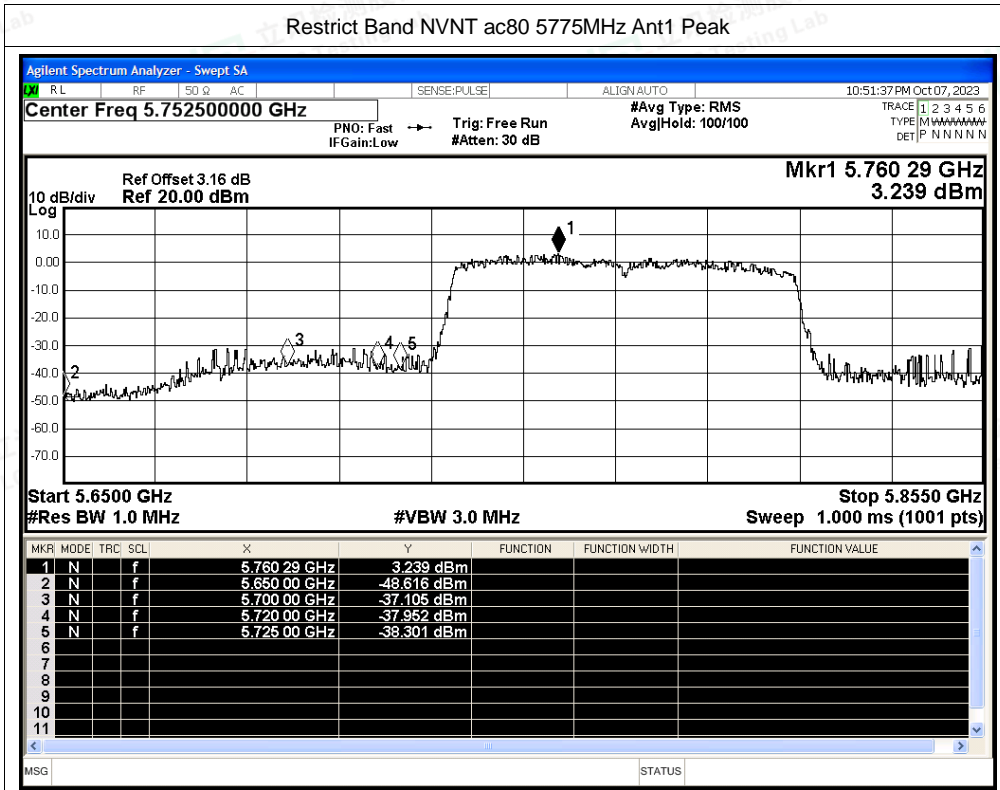


Restrict Band NVNT ac40 5795MHz Ant1 Average

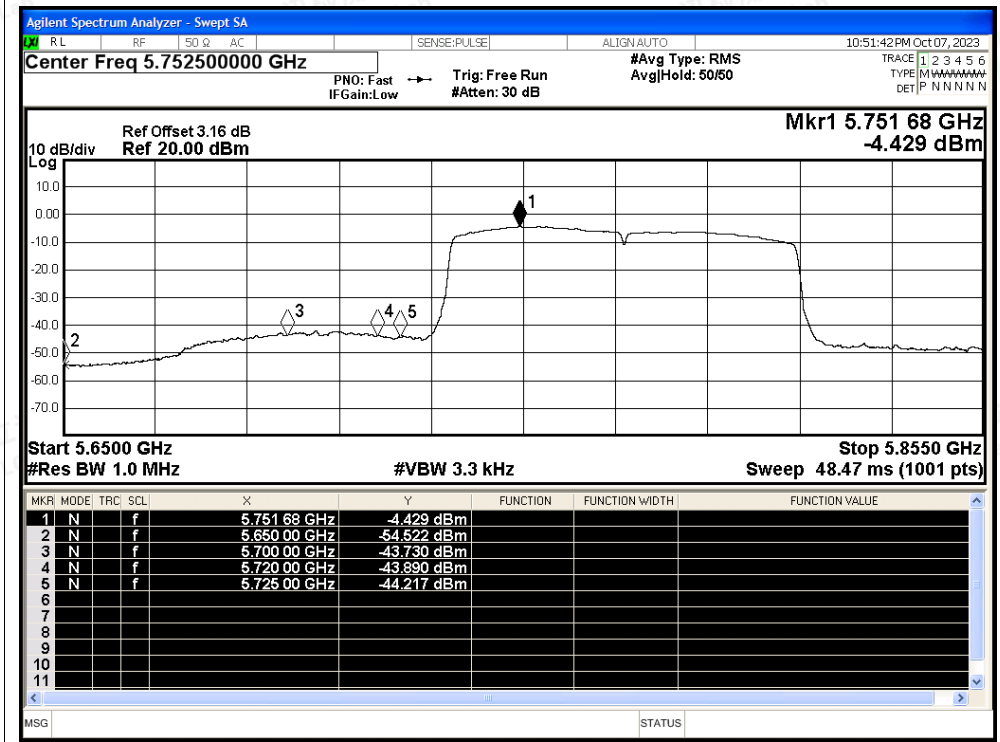




Restrict Band NVNT ac80 5775MHz Ant1 Peak

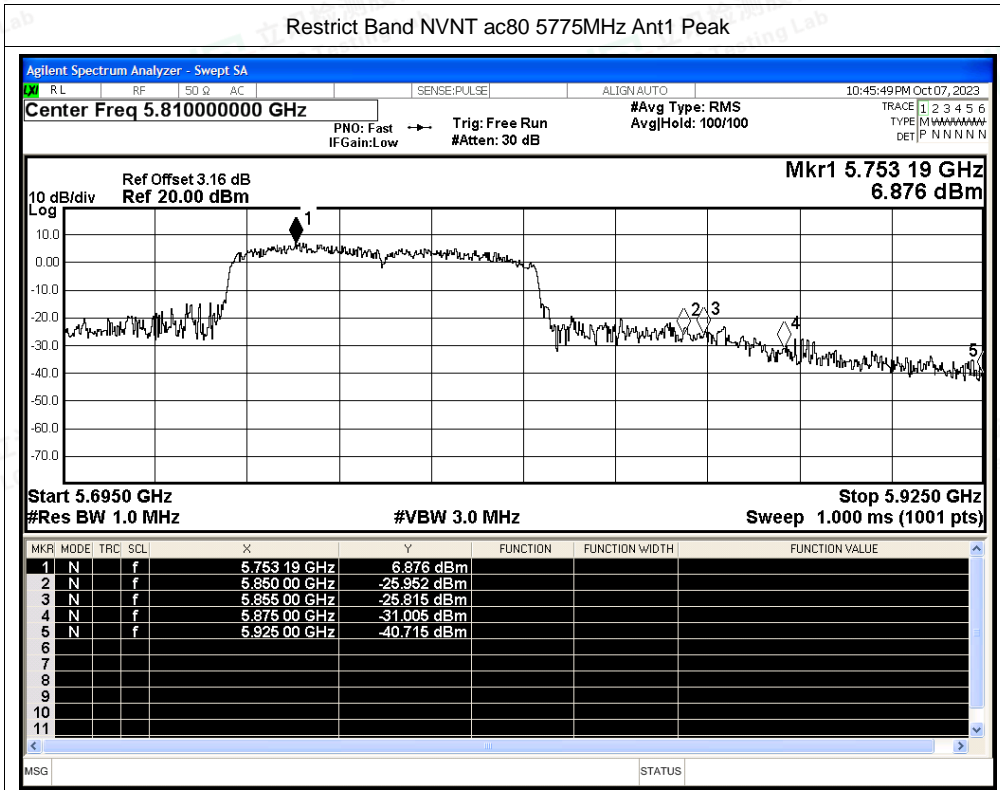


Restrict Band NVNT ac80 5775MHz Ant1 Average

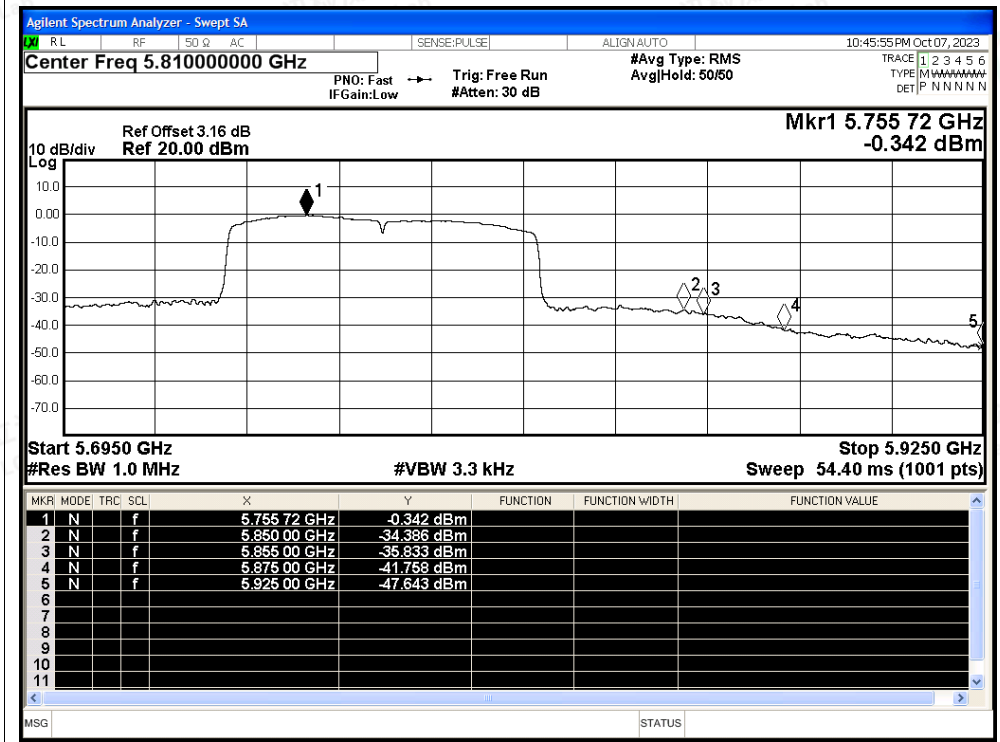




Restrict Band NVNT ac80 5775MHz Ant1 Peak



Restrict Band NVNT ac80 5775MHz Ant1 Average





Condition	Mode	Frequency (MHz)	Antenna	Spur Freq (MHz)	Power (dBm)	Gain (dBi)	EIRP Power (dBm)	Detector	Limit (dBm)	Verdict
NVNT	a	5745	Ant2	5650	-48.37	2	-46.37	Peak	-27	Pass
NVNT	a	5745	Ant2	5650	-55.87	2	-53.87	Average	-27	Pass
NVNT	a	5745	Ant2	5700	-47.83	2	-45.83	Peak	10	Pass
NVNT	a	5745	Ant2	5700	-55.22	2	-53.22	Average	10	Pass
NVNT	a	5745	Ant2	5720	-41.59	2	-39.59	Peak	15.6	Pass
NVNT	a	5745	Ant2	5720	-50.81	2	-48.81	Average	15.6	Pass
NVNT	a	5745	Ant2	5725	-39.49	2	-37.49	Peak	27	Pass
NVNT	a	5745	Ant2	5725	-47.4	2	-45.4	Average	27	Pass
NVNT	a	5825	Ant2	5850	-45	2	-43	Peak	27	Pass
NVNT	a	5825	Ant2	5850	-52.69	2	-50.69	Average	27	Pass
NVNT	a	5825	Ant2	5855	-45.81	2	-43.81	Peak	15.6	Pass
NVNT	a	5825	Ant2	5855	-54.21	2	-52.21	Average	15.6	Pass
NVNT	a	5825	Ant2	5875	-50.27	2	-48.27	Peak	10	Pass
NVNT	a	5825	Ant2	5875	-55.49	2	-53.49	Average	10	Pass
NVNT	a	5825	Ant2	5925	-49.54	2	-47.54	Peak	-27	Pass
NVNT	a	5825	Ant2	5925	-55.78	2	-53.78	Average	-27	Pass
NVNT	n20	5745	Ant2	5650	-48.41	2	-46.41	Peak	-27	Pass
NVNT	n20	5745	Ant2	5650	-55.89	2	-53.89	Average	-27	Pass
NVNT	n20	5745	Ant2	5700	-47.01	2	-45.01	Peak	10	Pass
NVNT	n20	5745	Ant2	5700	-55.19	2	-53.19	Average	10	Pass
NVNT	n20	5745	Ant2	5720	-42.62	2	-40.62	Peak	15.6	Pass
NVNT	n20	5745	Ant2	5720	-50.7	2	-48.7	Average	15.6	Pass
NVNT	n20	5745	Ant2	5725	-38.98	2	-36.98	Peak	27	Pass
NVNT	n20	5745	Ant2	5725	-47.67	2	-45.67	Average	27	Pass
NVNT	n20	5825	Ant2	5850	-43.64	2	-41.64	Peak	27	Pass
NVNT	n20	5825	Ant2	5850	-52.03	2	-50.03	Average	27	Pass
NVNT	n20	5825	Ant2	5855	-45.44	2	-43.44	Peak	15.6	Pass
NVNT	n20	5825	Ant2	5855	-53.55	2	-51.55	Average	15.6	Pass
NVNT	n20	5825	Ant2	5875	-49.37	2	-47.37	Peak	10	Pass
NVNT	n20	5825	Ant2	5875	-55.61	2	-53.61	Average	10	Pass
NVNT	n20	5825	Ant2	5925	-48.17	2	-46.17	Peak	-27	Pass
NVNT	n20	5825	Ant2	5925	-55.74	2	-53.74	Average	-27	Pass
NVNT	n40	5755	Ant2	5650	-48.47	2	-46.47	Peak	-27	Pass
NVNT	n40	5755	Ant2	5650	-55.08	2	-53.08	Average	-27	Pass
NVNT	n40	5755	Ant2	5700	-41.44	2	-39.44	Peak	10	Pass
NVNT	n40	5755	Ant2	5700	-51.37	2	-49.37	Average	10	Pass
NVNT	n40	5755	Ant2	5720	-40.07	2	-38.07	Peak	15.6	Pass
NVNT	n40	5755	Ant2	5720	-46.85	2	-44.85	Average	15.6	Pass





NVNT	n40	5755	Ant2	5725	-38.39	2	-36.39	Peak	27	Pass
NVNT	n40	5755	Ant2	5725	-45.95	2	-43.95	Average	27	Pass
NVNT	n40	5795	Ant2	5850	-45.15	2	-43.15	Peak	27	Pass
NVNT	n40	5795	Ant2	5850	-52.62	2	-50.62	Average	27	Pass
NVNT	n40	5795	Ant2	5855	-46.18	2	-44.18	Peak	15.6	Pass
NVNT	n40	5795	Ant2	5855	-53.95	2	-51.95	Average	15.6	Pass
NVNT	n40	5795	Ant2	5875	-47.68	2	-45.68	Peak	10	Pass
NVNT	n40	5795	Ant2	5875	-54.91	2	-52.91	Average	10	Pass
NVNT	n40	5795	Ant2	5925	-47.07	2	-45.07	Peak	-27	Pass
NVNT	n40	5795	Ant2	5925	-54.98	2	-52.98	Average	-27	Pass
NVNT	ac20	5745	Ant2	5650	-49.06	2	-47.06	Peak	-27	Pass
NVNT	ac20	5745	Ant2	5650	-55.78	2	-53.78	Average	-27	Pass
NVNT	ac20	5745	Ant2	5700	-46.78	2	-44.78	Peak	10	Pass
NVNT	ac20	5745	Ant2	5700	-55.13	2	-53.13	Average	10	Pass
NVNT	ac20	5745	Ant2	5720	-41.12	2	-39.12	Peak	15.6	Pass
NVNT	ac20	5745	Ant2	5720	-50.73	2	-48.73	Average	15.6	Pass
NVNT	ac20	5745	Ant2	5725	-38.14	2	-36.14	Peak	27	Pass
NVNT	ac20	5745	Ant2	5725	-46.21	2	-44.21	Average	27	Pass
NVNT	ac20	5825	Ant2	5850	-45.98	2	-43.98	Peak	27	Pass
NVNT	ac20	5825	Ant2	5850	-52.1	2	-50.1	Average	27	Pass
NVNT	ac20	5825	Ant2	5855	-46.83	2	-44.83	Peak	15.6	Pass
NVNT	ac20	5825	Ant2	5855	-53.86	2	-51.86	Average	15.6	Pass
NVNT	ac20	5825	Ant2	5875	-50	2	-48	Peak	10	Pass
NVNT	ac20	5825	Ant2	5875	-55.47	2	-53.47	Average	10	Pass
NVNT	ac20	5825	Ant2	5925	-48.4	2	-46.4	Peak	-27	Pass
NVNT	ac20	5825	Ant2	5925	-55.62	2	-53.62	Average	-27	Pass
NVNT	ac40	5755	Ant2	5650	-49.6	2	-47.6	Peak	-27	Pass
NVNT	ac40	5755	Ant2	5650	-54.87	2	-52.87	Average	-27	Pass
NVNT	ac40	5755	Ant2	5700	-42.61	2	-40.61	Peak	10	Pass
NVNT	ac40	5755	Ant2	5700	-52.04	2	-50.04	Average	10	Pass
NVNT	ac40	5755	Ant2	5720	-38.57	2	-36.57	Peak	15.6	Pass
NVNT	ac40	5755	Ant2	5720	-47.24	2	-45.24	Average	15.6	Pass
NVNT	ac40	5755	Ant2	5725	-37.23	2	-35.23	Peak	27	Pass
NVNT	ac40	5755	Ant2	5725	-47	2	-45	Average	27	Pass
NVNT	ac40	5795	Ant2	5850	-45.82	2	-43.82	Peak	27	Pass
NVNT	ac40	5795	Ant2	5850	-52.82	2	-50.82	Average	27	Pass
NVNT	ac40	5795	Ant2	5855	-46.77	2	-44.77	Peak	15.6	Pass
NVNT	ac40	5795	Ant2	5855	-53.87	2	-51.87	Average	15.6	Pass
NVNT	ac40	5795	Ant2	5875	-49.4	2	-47.4	Peak	10	Pass
NVNT	ac40	5795	Ant2	5875	-54.84	2	-52.84	Average	10	Pass





NVNT	ac40	5795	Ant2	5925	-47.98	2	-45.98	Peak	-27	Pass
NVNT	ac40	5795	Ant2	5925	-54.76	2	-52.76	Average	-27	Pass
NVNT	ac80	5775	Ant2	5650	-49.35	2	-47.35	Peak	-27	Pass
NVNT	ac80	5775	Ant2	5650	-54.43	2	-52.43	Average	-27	Pass
NVNT	ac80	5775	Ant2	5700	-38.66	2	-36.66	Peak	10	Pass
NVNT	ac80	5775	Ant2	5700	-44.56	2	-42.56	Average	10	Pass
NVNT	ac80	5775	Ant2	5720	-37.42	2	-35.42	Peak	15.6	Pass
NVNT	ac80	5775	Ant2	5720	-43.84	2	-41.84	Average	15.6	Pass
NVNT	ac80	5775	Ant2	5725	-31.96	2	-29.96	Peak	27	Pass
NVNT	ac80	5775	Ant2	5725	-43.2	2	-41.2	Average	27	Pass
NVNT	ac80	5775	Ant2	5850	-43.15	2	-41.15	Peak	27	Pass
NVNT	ac80	5775	Ant2	5850	-47.54	2	-45.54	Average	27	Pass
NVNT	ac80	5775	Ant2	5855	-41.64	2	-39.64	Peak	15.6	Pass
NVNT	ac80	5775	Ant2	5855	-47.87	2	-45.87	Average	15.6	Pass
NVNT	ac80	5775	Ant2	5875	-45.86	2	-43.86	Peak	10	Pass
NVNT	ac80	5775	Ant2	5875	-51.93	2	-49.93	Average	10	Pass
NVNT	ac80	5775	Ant2	5925	-47.12	2	-45.12	Peak	-27	Pass
NVNT	ac80	5775	Ant2	5925	-52.77	2	-50.77	Average	-27	Pass

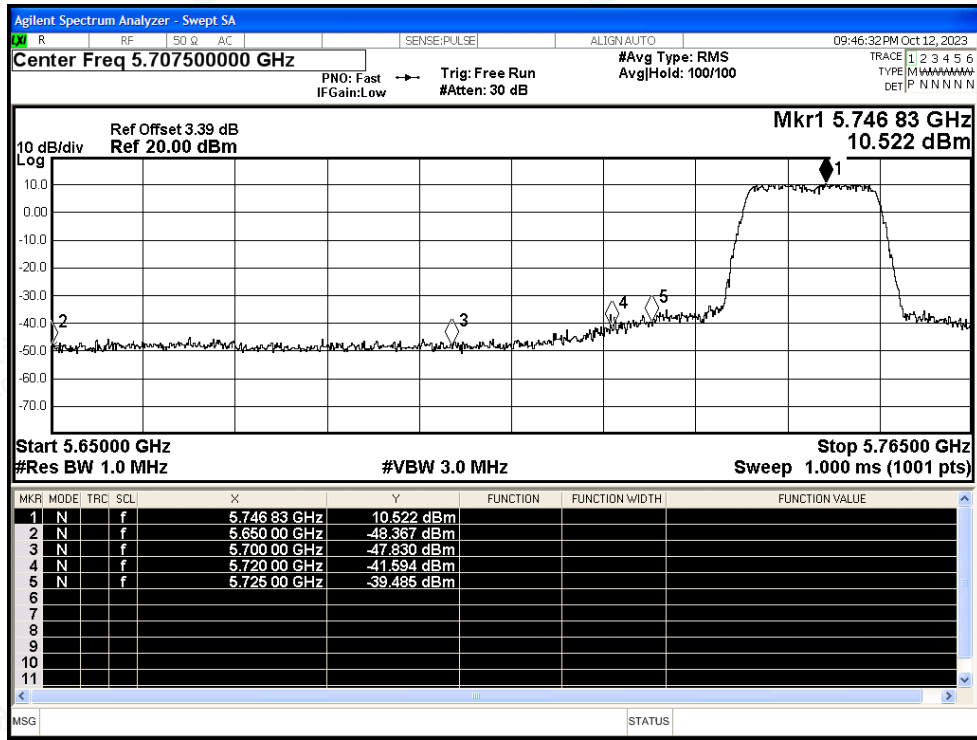


Shenzhen LCS Compliance Testing Laboratory Ltd.
 Add: 101, 201 Bldg A & 301 Bldg C, Juji Industrial Park Yabianxueziwei, Shajing Street, Baoan District, Shenzhen, 518000, China
 Tel: +(86) 0755-82591330 | E-mail: webmaster@lcs-cert.com | Web: www.lcs-cert.com
 Scan code to check authenticity

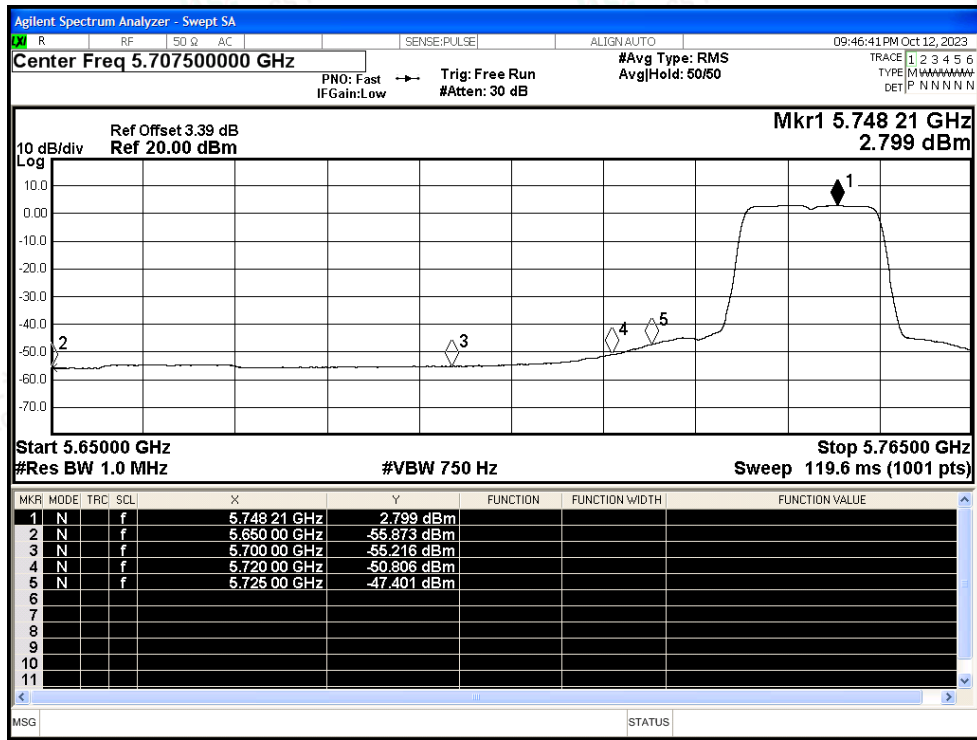


Test Graphs

Restrict Band NVNT a 5745MHz Ant2 Peak

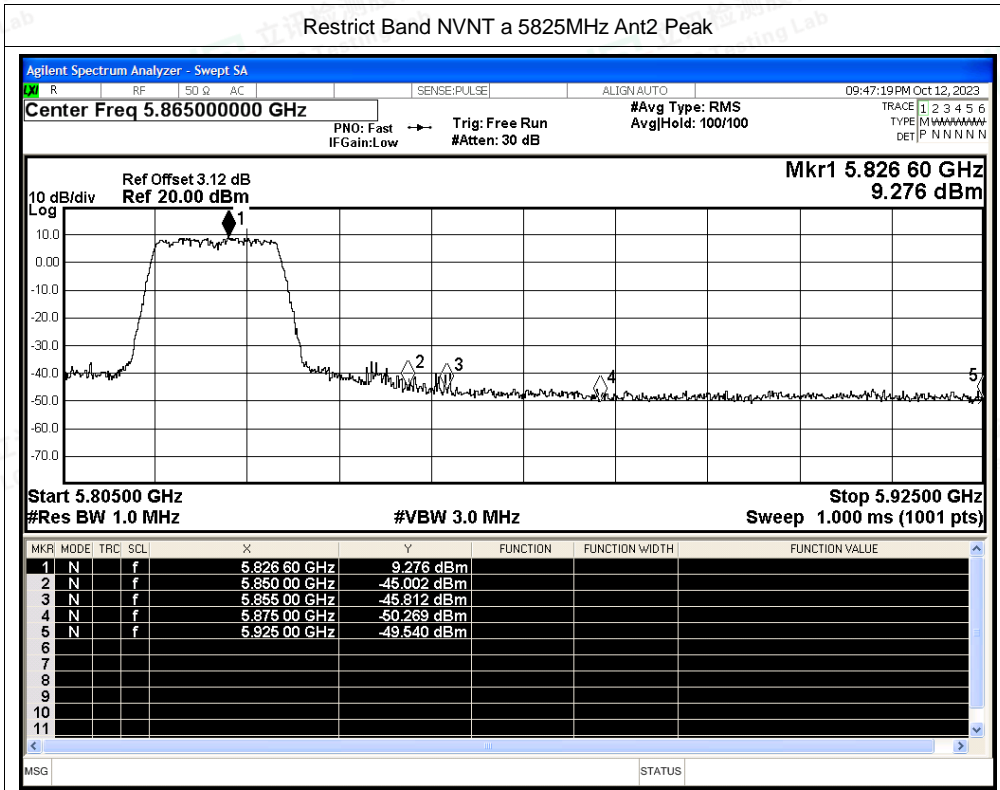


Restrict Band NVNT a 5745MHz Ant2 Average

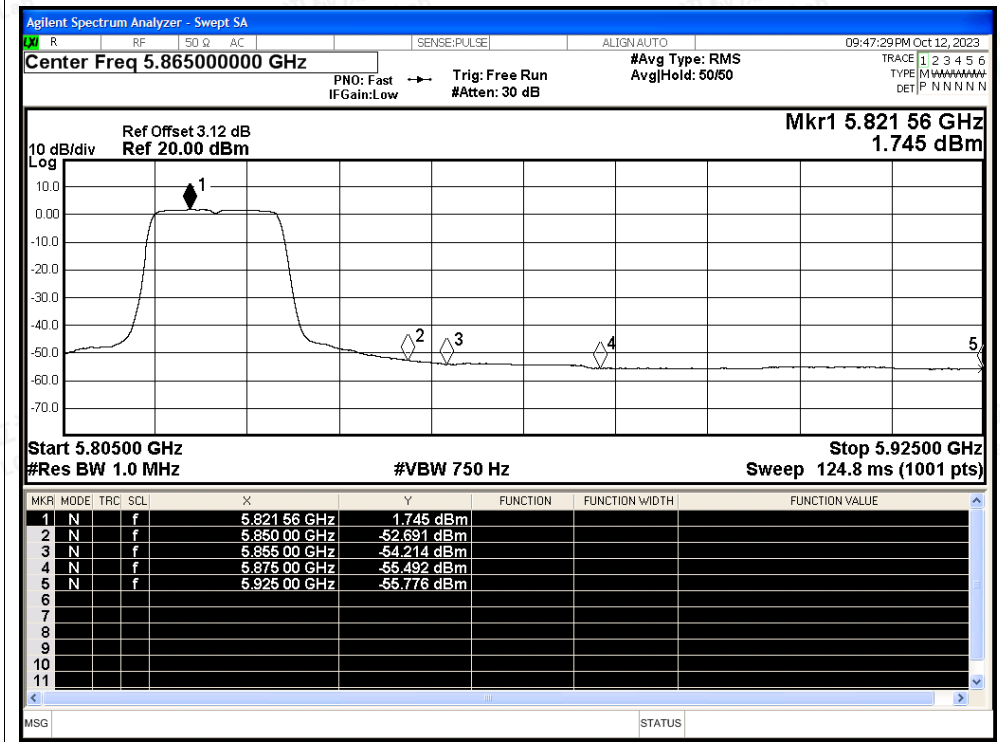




Restrict Band NVNT a 5825MHz Ant2 Peak

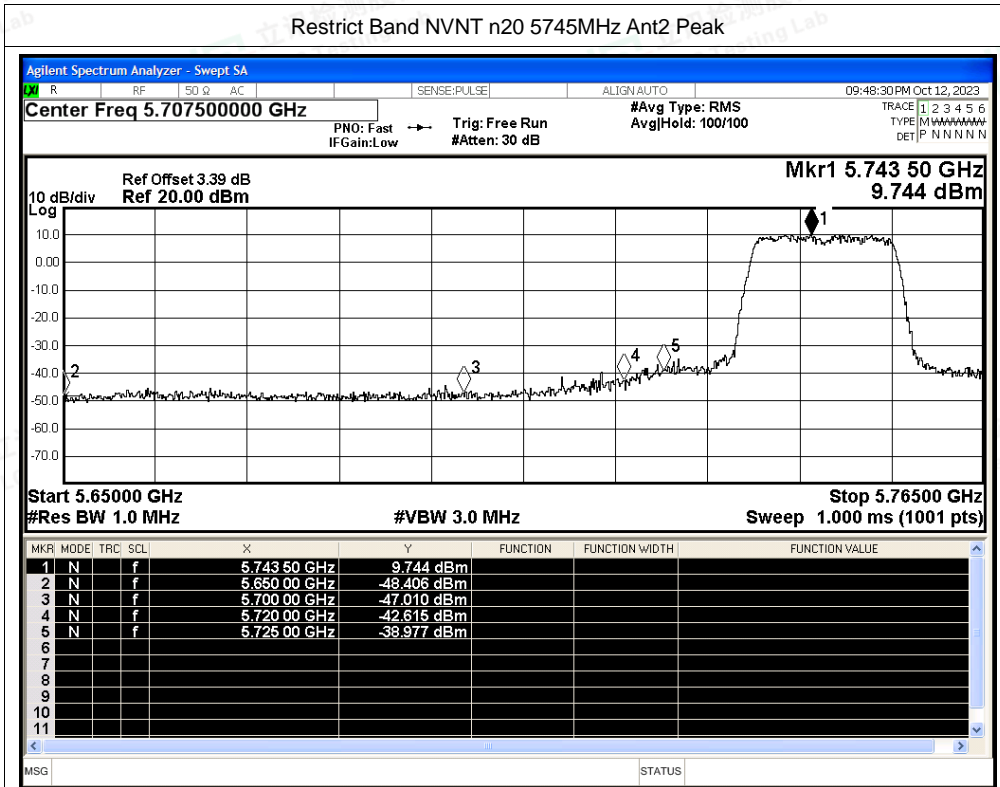


Restrict Band NVNT a 5825MHz Ant2 Average

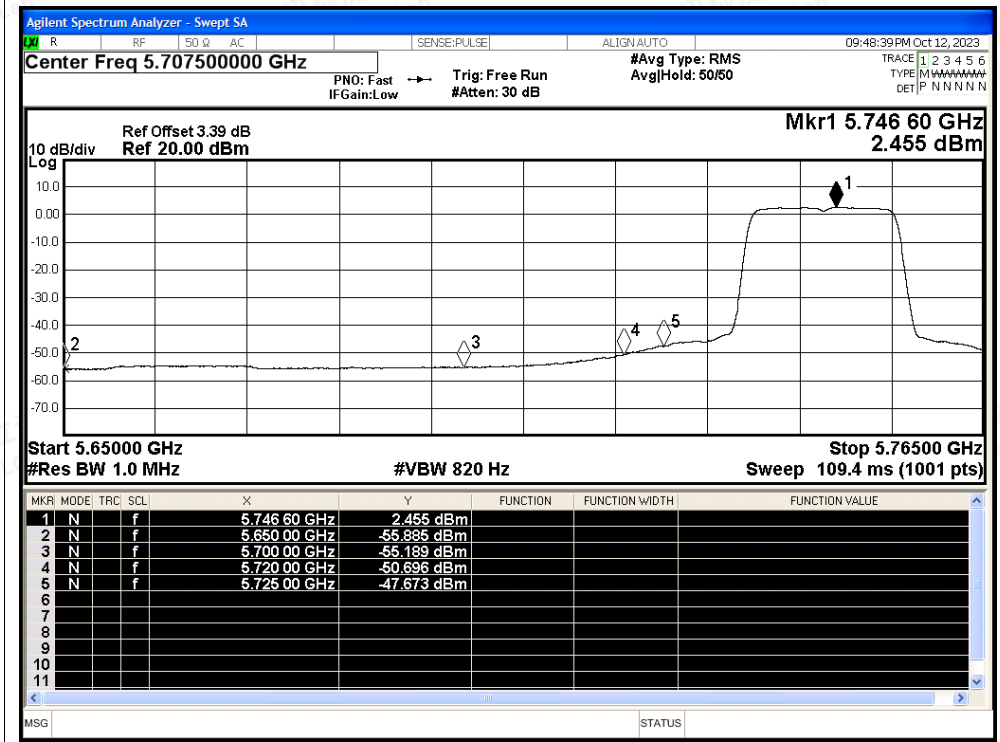




Restrict Band NVNT n20 5745MHz Ant2 Peak

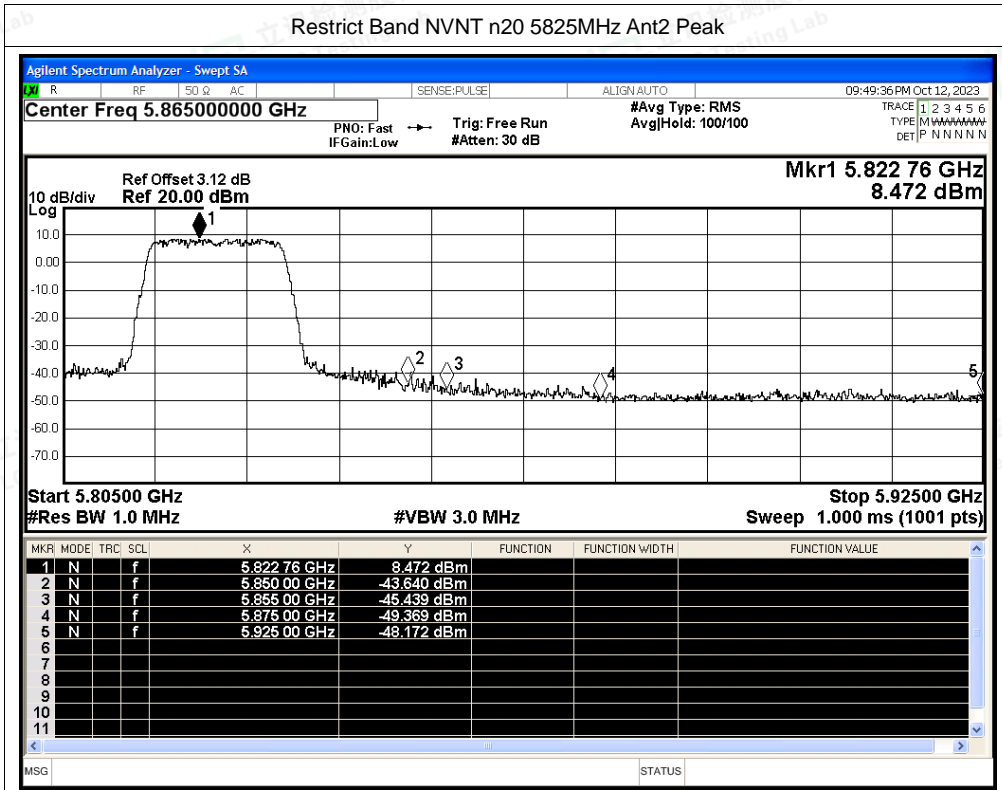


Restrict Band NVNT n20 5745MHz Ant2 Average

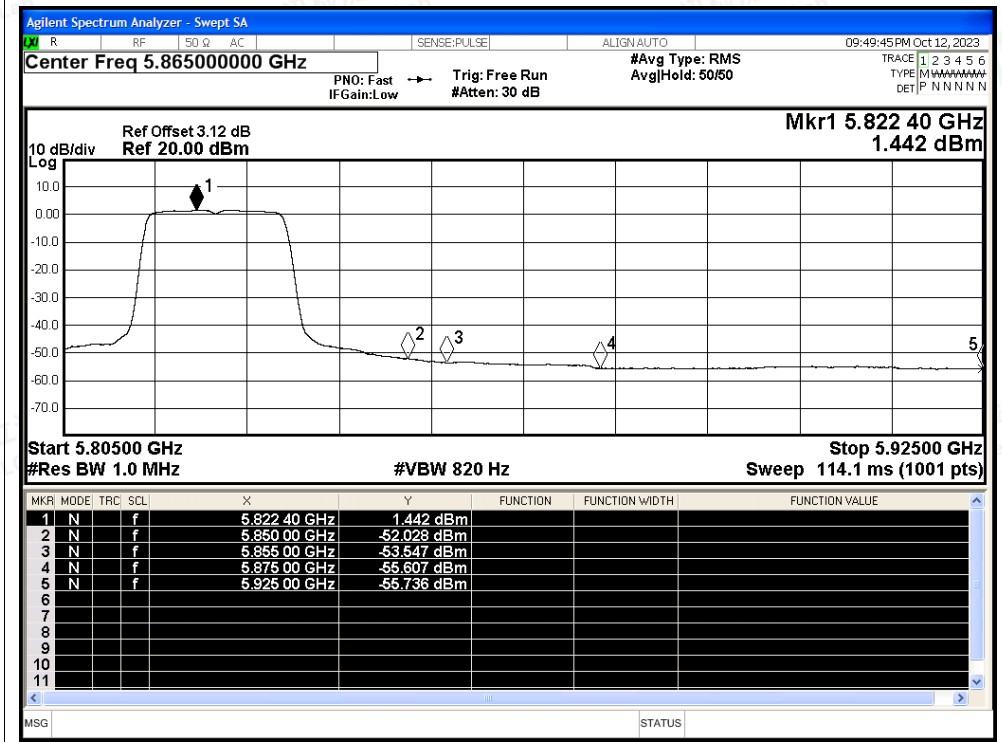




Restrict Band NVNT n20 5825MHz Ant2 Peak

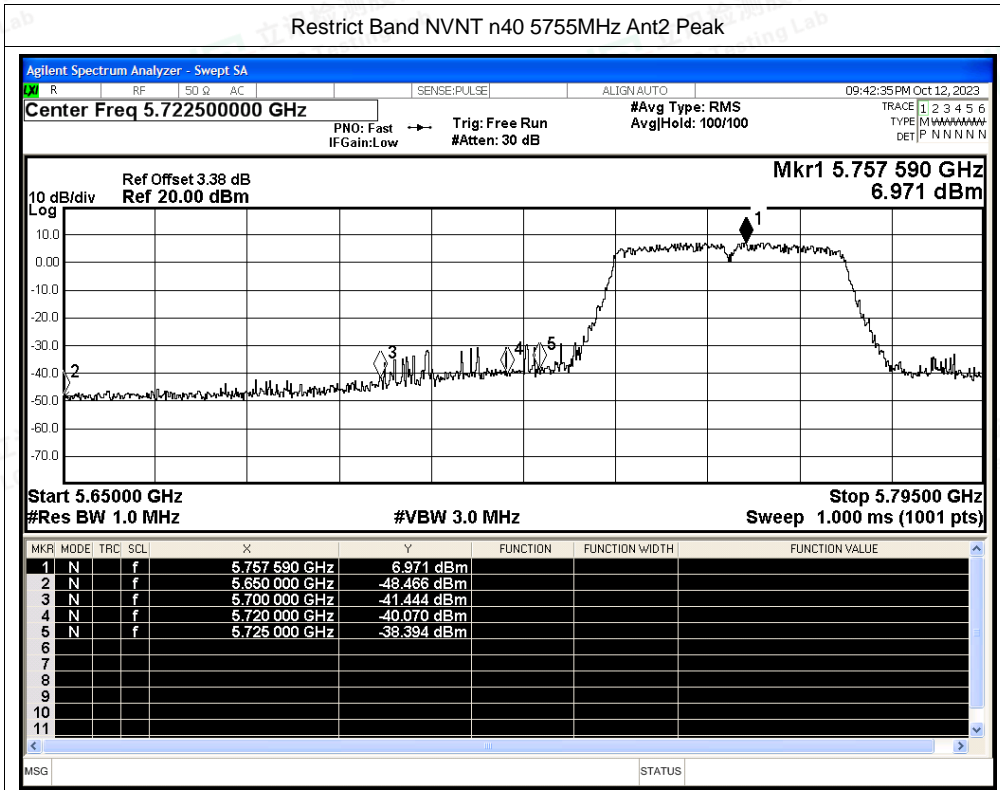


Restrict Band NVNT n20 5825MHz Ant2 Average

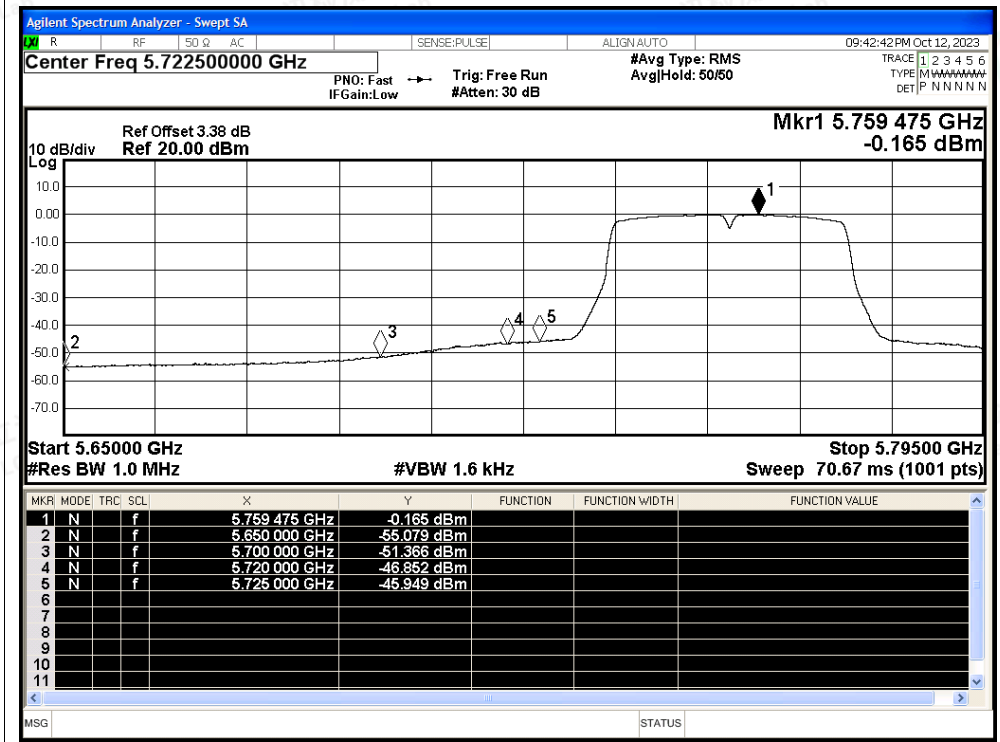




Restrict Band NVNT n40 5755MHz Ant2 Peak

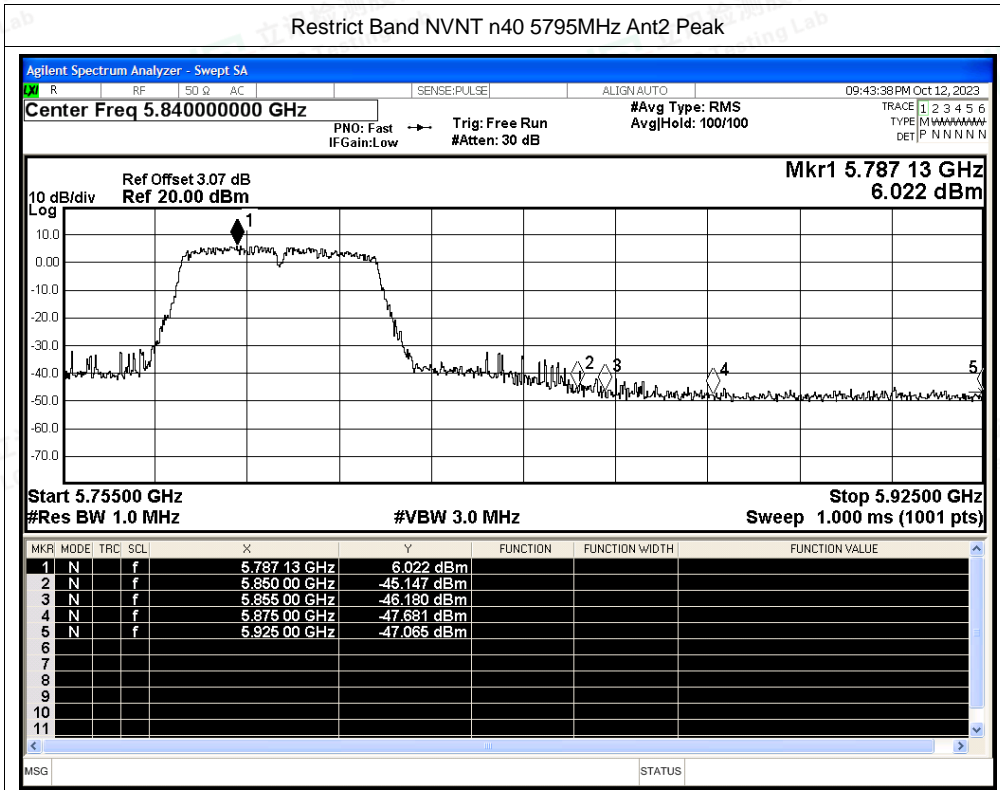


Restrict Band NVNT n40 5755MHz Ant2 Average

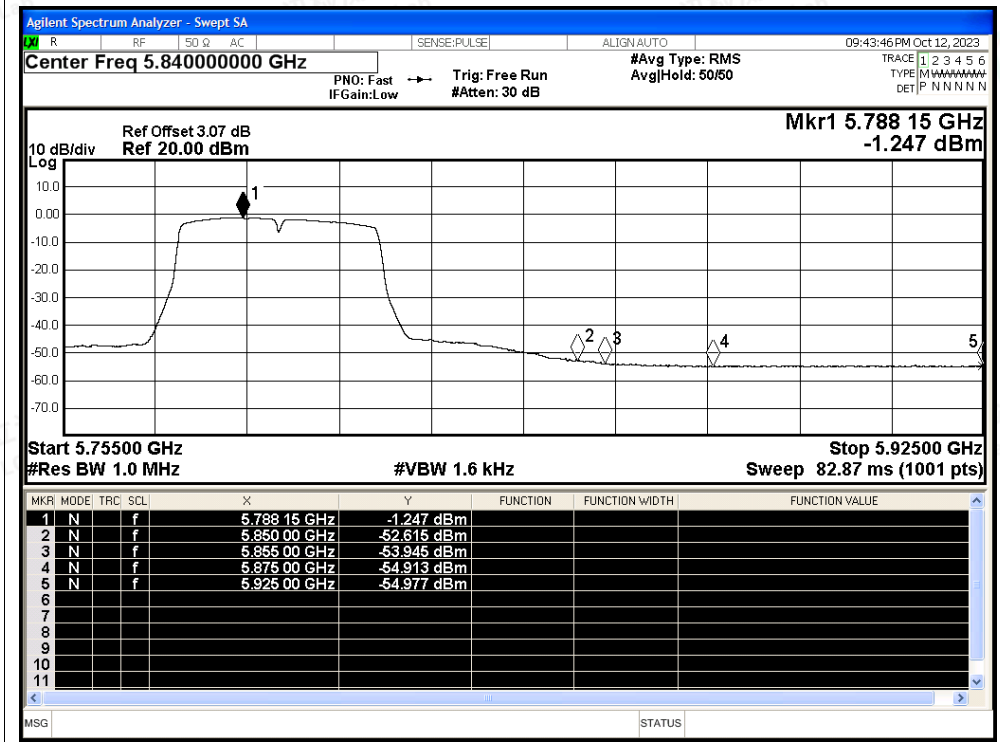




Restrict Band NVNT n40 5795MHz Ant2 Peak

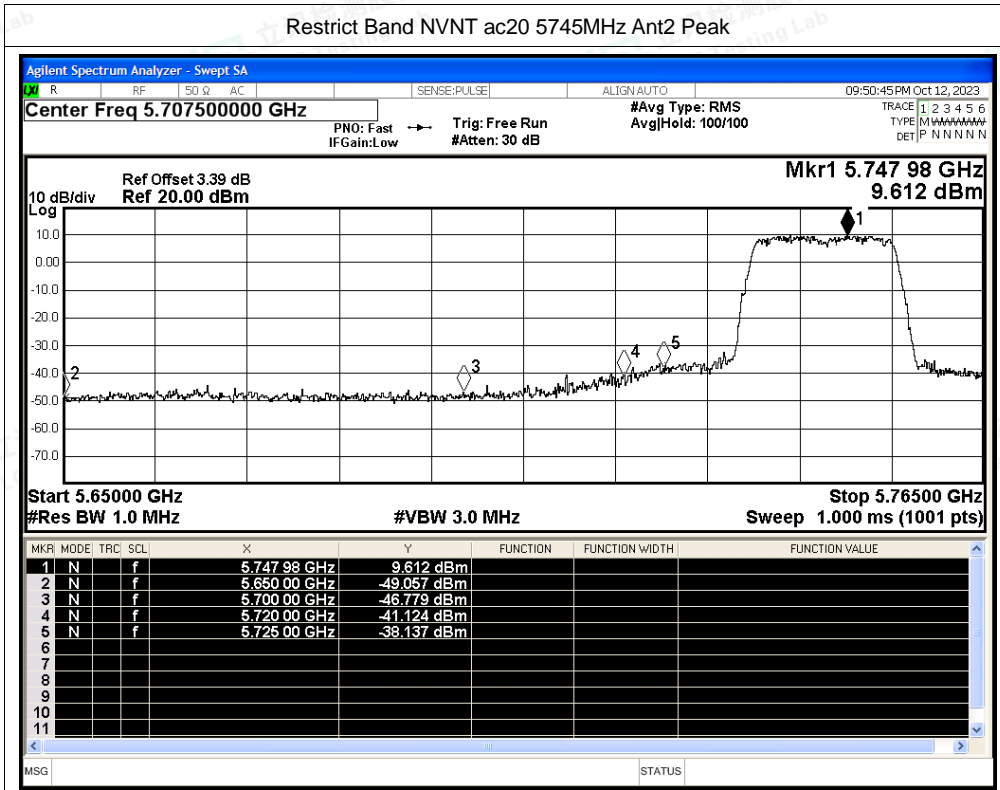


Restrict Band NVNT n40 5795MHz Ant2 Average

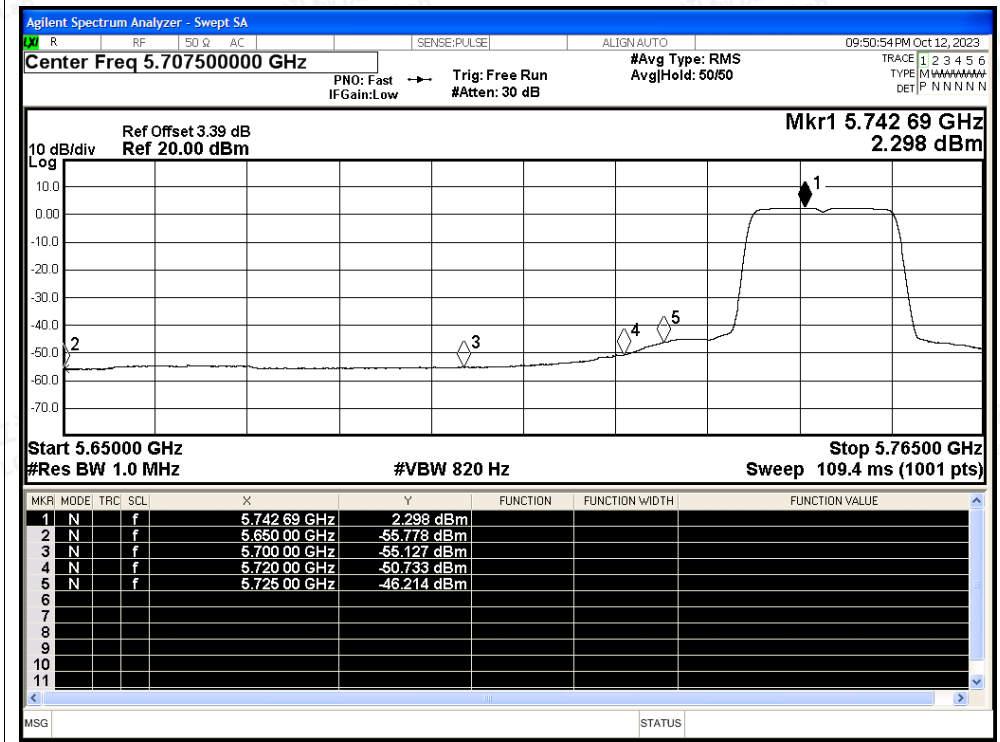




Restrict Band NVNT ac20 5745MHz Ant2 Peak

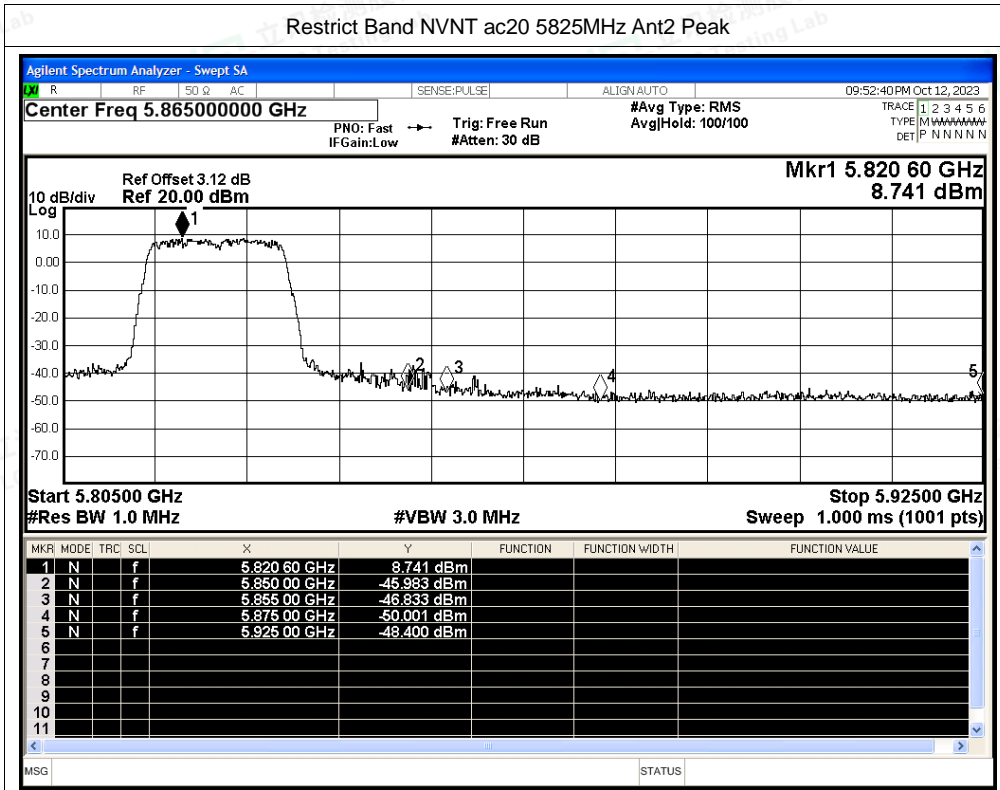


Restrict Band NVNT ac20 5745MHz Ant2 Average

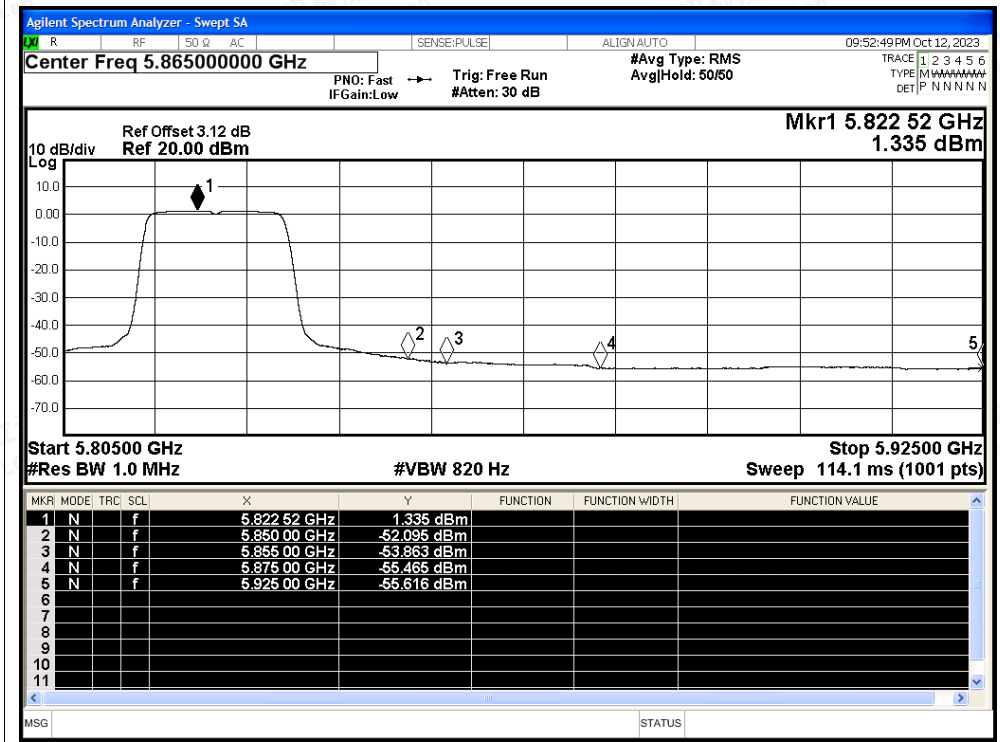




Restrict Band NVNT ac20 5825MHz Ant2 Peak

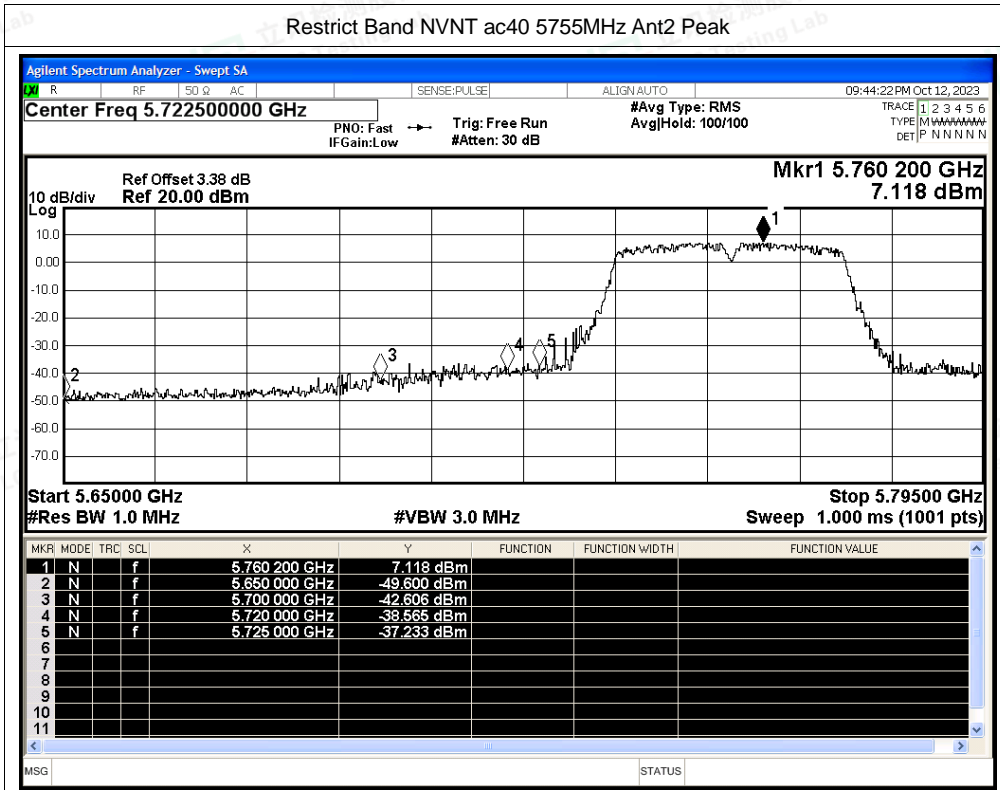


Restrict Band NVNT ac20 5825MHz Ant2 Average

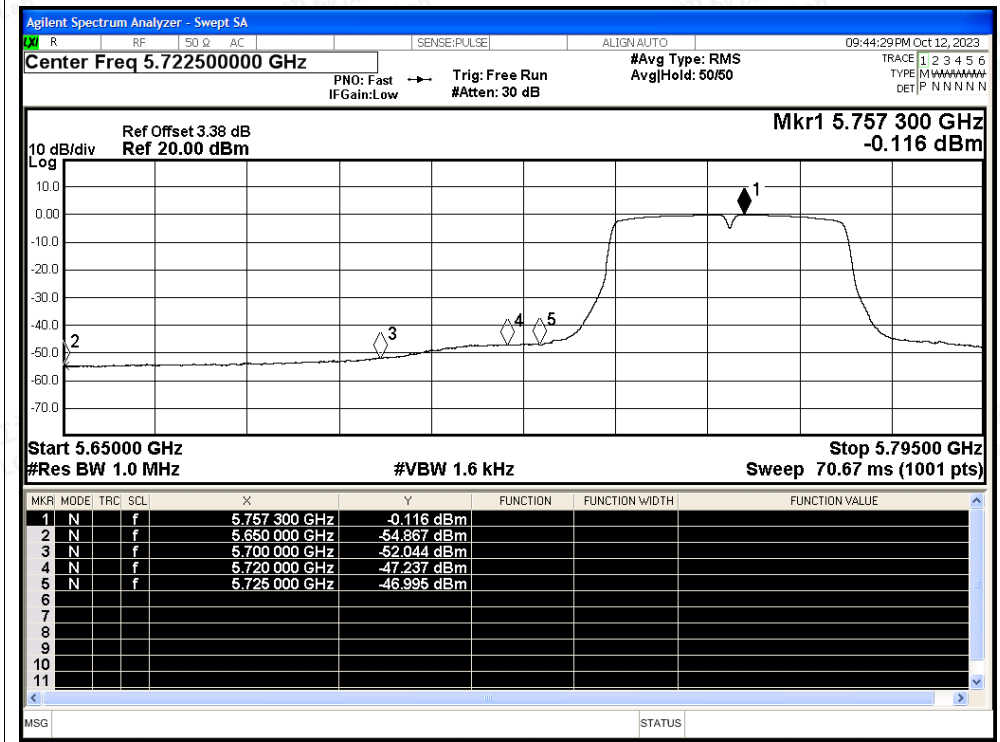




Restrict Band NVNT ac40 5755MHz Ant2 Peak

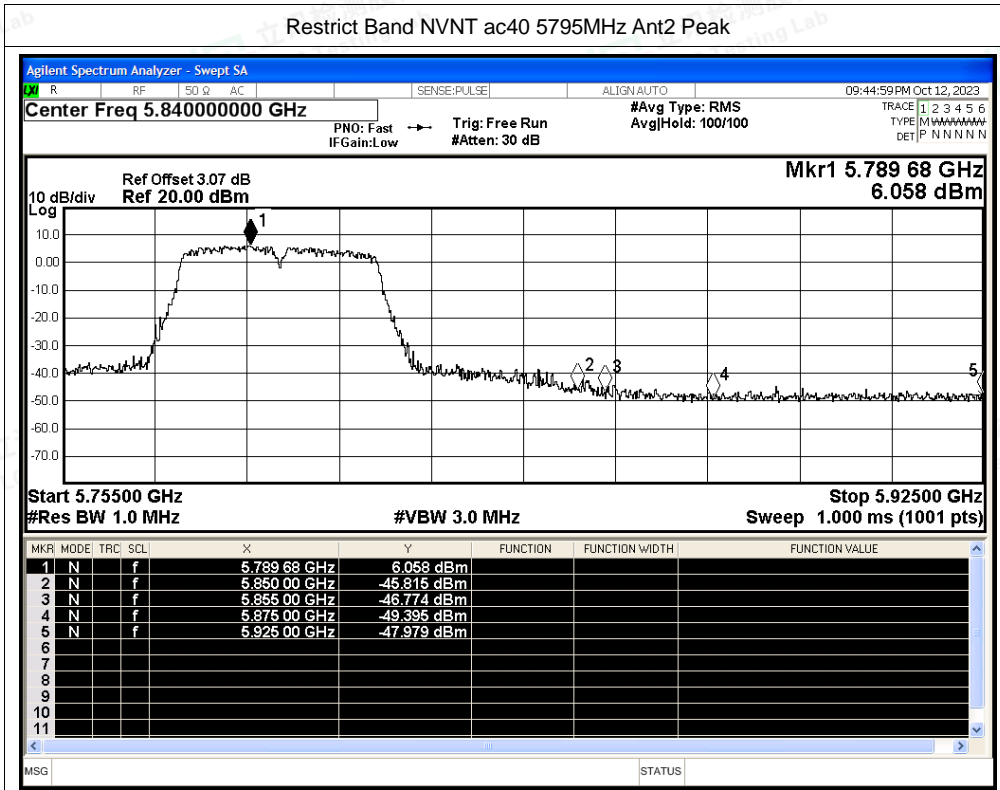


Restrict Band NVNT ac40 5755MHz Ant2 Average

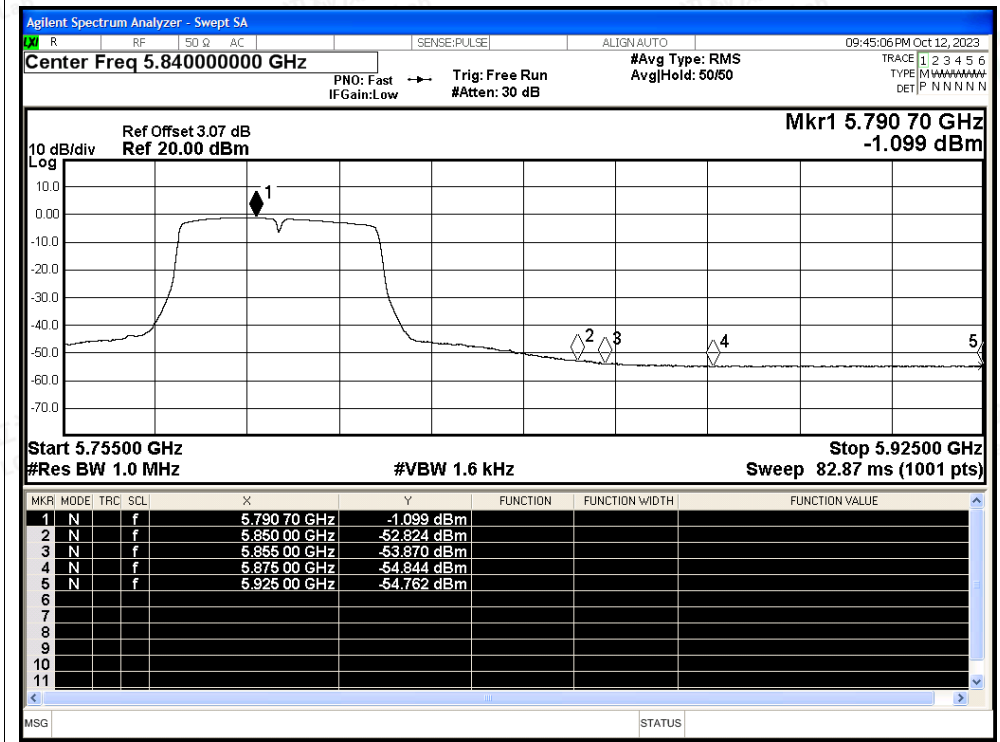




Restrict Band NVNT ac40 5795MHz Ant2 Peak

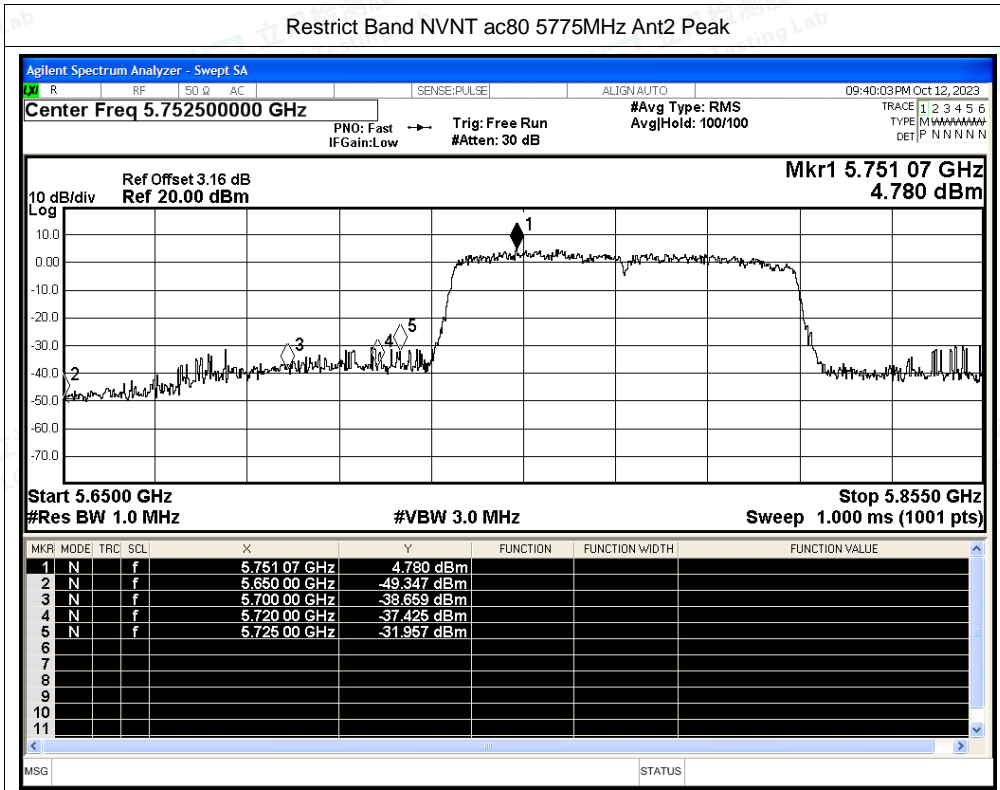


Restrict Band NVNT ac40 5795MHz Ant2 Average

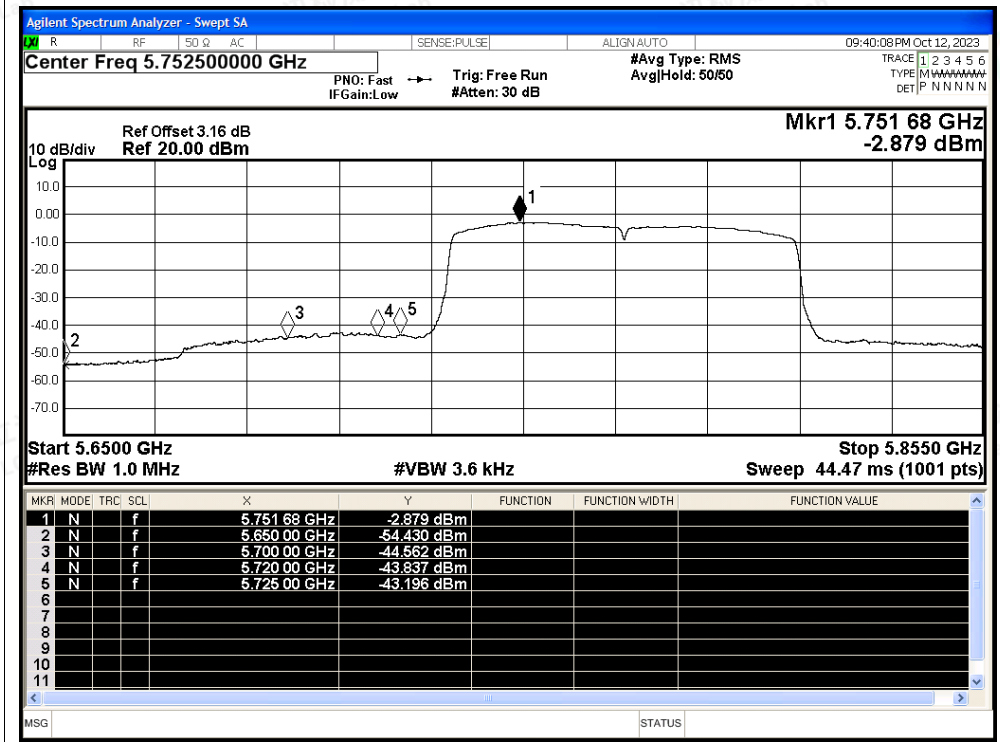




Restrict Band NVNT ac80 5775MHz Ant2 Peak

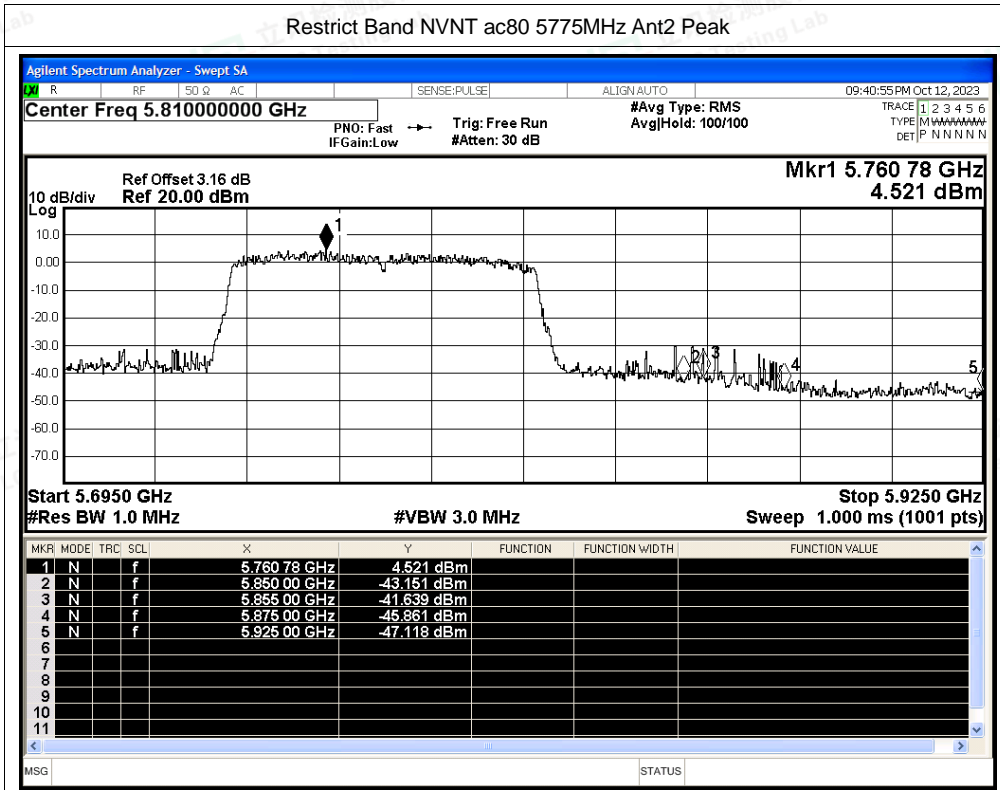


Restrict Band NVNT ac80 5775MHz Ant2 Average

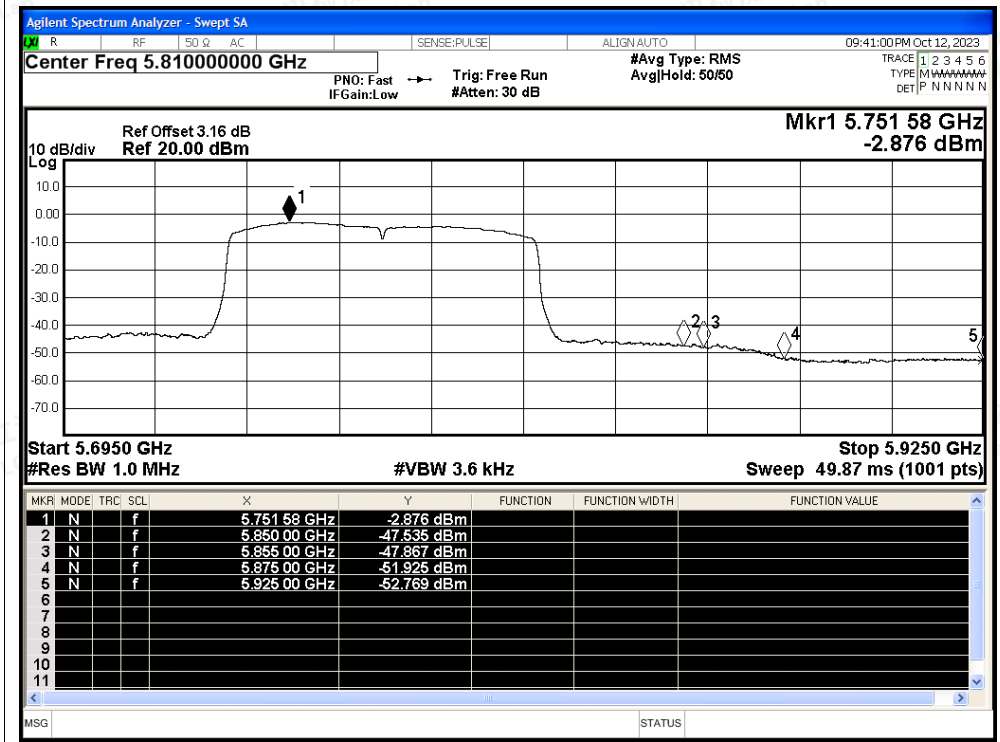




Restrict Band NVNT ac80 5775MHz Ant2 Peak



Restrict Band NVNT ac80 5775MHz Ant2 Average





MIMO

Condition	Mode	Frequency (MHz)	ANT1 Power (dBm)	ANT2 Power (dBm)	Gain (dBi)	EIRP Power (dBm)	Detector	Limit (dBm)	Verdict
NVNT	n20	5745	-49.6	-48.41	4.45	-41.5	Peak	-27	Pass
NVNT	n20	5745	-56.36	-55.89	4.45	-48.66	Average	-27	Pass
NVNT	n20	5745	-49.23	-47.01	4.45	-40.52	Peak	10	Pass
NVNT	n20	5745	-55.8	-55.19	4.45	-48.02	Average	10	Pass
NVNT	n20	5745	-38.46	-42.62	4.45	-32.6	Peak	15.6	Pass
NVNT	n20	5745	-46.95	-50.7	4.45	-40.97	Average	15.6	Pass
NVNT	n20	5745	-38.16	-38.98	4.45	-31.09	Peak	27	Pass
NVNT	n20	5745	-44.27	-47.67	4.45	-38.19	Average	27	Pass
NVNT	n20	5825	-29.67	-43.64	4.45	-25.05	Peak	27	Pass
NVNT	n20	5825	-43.13	-52.03	4.45	-38.15	Average	27	Pass
NVNT	n20	5825	-35.46	-45.44	4.45	-30.59	Peak	15.6	Pass
NVNT	n20	5825	-46.5	-53.55	4.45	-41.27	Average	15.6	Pass
NVNT	n20	5825	-47.61	-49.37	4.45	-40.94	Peak	10	Pass
NVNT	n20	5825	-55.33	-55.61	4.45	-48.01	Average	10	Pass
NVNT	n20	5825	-48.41	-48.17	4.45	-40.83	Peak	-27	Pass
NVNT	n20	5825	-55.91	-55.74	4.45	-48.36	Average	-27	Pass
NVNT	n40	5755	-49.66	-48.47	4.45	-41.56	Peak	-27	Pass
NVNT	n40	5755	-55.97	-55.08	4.45	-48.04	Average	-27	Pass
NVNT	n40	5755	-43.23	-41.44	4.45	-34.78	Peak	10	Pass
NVNT	n40	5755	-52.6	-51.37	4.45	-44.48	Average	10	Pass
NVNT	n40	5755	-32.04	-40.07	4.45	-26.96	Peak	15.6	Pass
NVNT	n40	5755	-46.97	-46.85	4.45	-39.45	Average	15.6	Pass
NVNT	n40	5755	-39.93	-38.39	4.45	-31.63	Peak	27	Pass
NVNT	n40	5755	-46.31	-45.95	4.45	-38.67	Average	27	Pass
NVNT	n40	5795	-46.71	-45.15	4.45	-38.4	Peak	27	Pass
NVNT	n40	5795	-54.28	-52.62	4.45	-45.91	Average	27	Pass
NVNT	n40	5795	-48.57	-46.18	4.45	-39.75	Peak	15.6	Pass
NVNT	n40	5795	-55.08	-53.95	4.45	-47.02	Average	15.6	Pass
NVNT	n40	5795	-48.08	-47.68	4.45	-40.42	Peak	10	Pass
NVNT	n40	5795	-55.78	-54.91	4.45	-47.86	Average	10	Pass
NVNT	n40	5795	-47.76	-47.07	4.45	-39.94	Peak	-27	Pass
NVNT	n40	5795	-55.51	-54.98	4.45	-47.78	Average	-27	Pass
NVNT	ac20	5745	-48.94	-49.06	4.45	-41.54	Peak	-27	Pass
NVNT	ac20	5745	-56.31	-55.78	4.45	-48.58	Average	-27	Pass
NVNT	ac20	5745	-48.5	-46.78	4.45	-40.1	Peak	10	Pass
NVNT	ac20	5745	-55.89	-55.13	4.45	-48.03	Average	10	Pass





NVNT	ac20	5745	-37.91	-41.12	4.45	-31.76	Peak	15.6	Pass
NVNT	ac20	5745	-48.42	-50.73	4.45	-41.96	Average	15.6	Pass
NVNT	ac20	5745	-37.02	-38.14	4.45	-30.08	Peak	27	Pass
NVNT	ac20	5745	-44.4	-46.21	4.45	-37.75	Average	27	Pass
NVNT	ac20	5825	-28.55	-45.98	4.45	-24.02	Peak	27	Pass
NVNT	ac20	5825	-46.03	-52.1	4.45	-40.62	Average	27	Pass
NVNT	ac20	5825	-38	-46.83	4.45	-33.02	Peak	15.6	Pass
NVNT	ac20	5825	-49.47	-53.86	4.45	-43.67	Average	15.6	Pass
NVNT	ac20	5825	-49.54	-50	4.45	-42.3	Peak	10	Pass
NVNT	ac20	5825	-55.74	-55.47	4.45	-48.14	Average	10	Pass
NVNT	ac20	5825	-49.43	-48.4	4.45	-41.42	Peak	-27	Pass
NVNT	ac20	5825	-55.75	-55.62	4.45	-48.22	Average	-27	Pass
NVNT	ac40	5755	-48.45	-49.6	4.45	-41.53	Peak	-27	Pass
NVNT	ac40	5755	-55.83	-54.87	4.45	-47.86	Average	-27	Pass
NVNT	ac40	5755	-41.37	-42.61	4.45	-34.49	Peak	10	Pass
NVNT	ac40	5755	-52.6	-52.04	4.45	-44.85	Average	10	Pass
NVNT	ac40	5755	-40.08	-38.57	4.45	-31.8	Peak	15.6	Pass
NVNT	ac40	5755	-46.95	-47.24	4.45	-39.63	Average	15.6	Pass
NVNT	ac40	5755	-39.65	-37.23	4.45	-30.81	Peak	27	Pass
NVNT	ac40	5755	-46.59	-47	4.45	-39.33	Average	27	Pass
NVNT	ac40	5795	-46.81	-45.82	4.45	-38.83	Peak	27	Pass
NVNT	ac40	5795	-54.38	-52.82	4.45	-46.07	Average	27	Pass
NVNT	ac40	5795	-49.09	-46.77	4.45	-40.32	Peak	15.6	Pass
NVNT	ac40	5795	-54.92	-53.87	4.45	-46.9	Average	15.6	Pass
NVNT	ac40	5795	-49.71	-49.4	4.45	-42.09	Peak	10	Pass
NVNT	ac40	5795	-55.68	-54.84	4.45	-47.78	Average	10	Pass
NVNT	ac40	5795	-48.81	-47.98	4.45	-40.91	Peak	-27	Pass
NVNT	ac40	5795	-55.53	-54.76	4.45	-47.67	Average	-27	Pass
NVNT	ac80	5775	-48.62	-49.35	4.45	-41.51	Peak	-27	Pass
NVNT	ac80	5775	-54.52	-54.43	4.45	-47.01	Average	-27	Pass
NVNT	ac80	5775	-37.1	-38.66	4.45	-30.35	Peak	10	Pass
NVNT	ac80	5775	-43.73	-44.56	4.45	-36.66	Average	10	Pass
NVNT	ac80	5775	-37.95	-37.42	4.45	-30.22	Peak	15.6	Pass
NVNT	ac80	5775	-43.89	-43.84	4.45	-36.4	Average	15.6	Pass
NVNT	ac80	5775	-38.3	-31.96	4.45	-26.6	Peak	27	Pass
NVNT	ac80	5775	-44.22	-43.2	4.45	-36.22	Average	27	Pass
NVNT	ac80	5775	-25.95	-43.15	4.45	-21.42	Peak	27	Pass
NVNT	ac80	5775	-34.39	-47.54	4.45	-29.73	Average	27	Pass
NVNT	ac80	5775	-25.82	-41.64	4.45	-21.26	Peak	15.6	Pass
NVNT	ac80	5775	-35.83	-47.87	4.45	-31.12	Average	15.6	Pass





NVNT	ac80	5775	-31.01	-45.86	4.45	-26.42	Peak	10	Pass
NVNT	ac80	5775	-41.76	-51.93	4.45	-36.91	Average	10	Pass
NVNT	ac80	5775	-40.72	-47.12	4.45	-35.37	Peak	-27	Pass
NVNT	ac80	5775	-47.64	-52.77	4.45	-42.03	Average	-27	Pass



Shenzhen LCS Compliance Testing Laboratory Ltd.
 Add: 101, 201 Bldg A & 301 Bldg C, Juji Industrial Park Yabianxueziwei, Shajing Street, Baoan District, Shenzhen, 518000, China
 Tel: +(86) 0755-82591330 | E-mail: webmaster@lcs-cert.com | Web: www.lcs-cert.com
 Scan code to check authenticity



E.5 Frequency Stability

Condition	Mode	Frequency (MHz)	Antenna	Measured Frequency (MHz)	Frequency Error (Hz)	Deviation (ppm)	Limit (ppm)	Verdict
NVNT	ac20	5745	Ant1	5744.96	-40000	-6.96	25	Pass
NVNT	ac20	5785	Ant1	5784.96	-40000	-6.91	25	Pass
NVNT	ac20	5825	Ant1	5824.94	-60000	-10.3	25	Pass
NVNT	ac40	5755	Ant1	5754.92	-80000	-13.9	25	Pass
NVNT	ac40	5795	Ant1	5794.92	-80000	-13.81	25	Pass
NVNT	ac80	5775	Ant1	5774.92	-80000	-13.85	25	Pass

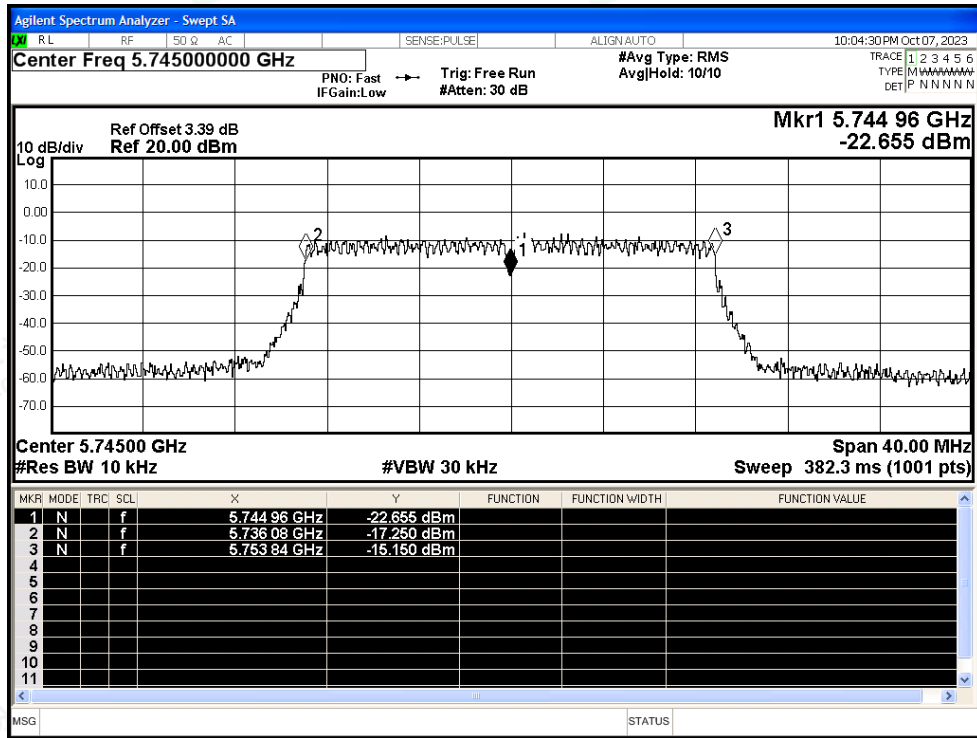


Shenzhen LCS Compliance Testing Laboratory Ltd.
Add: 101, 201 Bldg A & 301 Bldg C, Juji Industrial Park Yabianxueziwei, Shajing Street, Baoan District, Shenzhen, 518000, China
Tel: +(86) 0755-82591330 | E-mail: webmaster@lcs-cert.com | Web: www.lcs-cert.com
Scan code to check authenticity

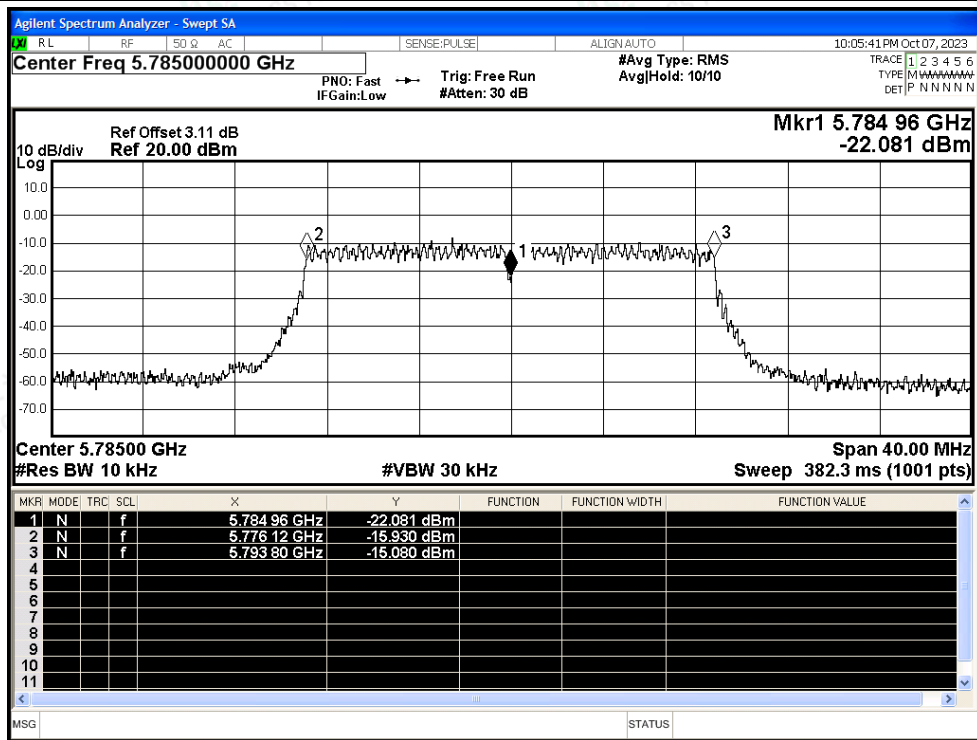


Test Graphs

Freq. Stability NVNT ac20 5745MHz Ant1

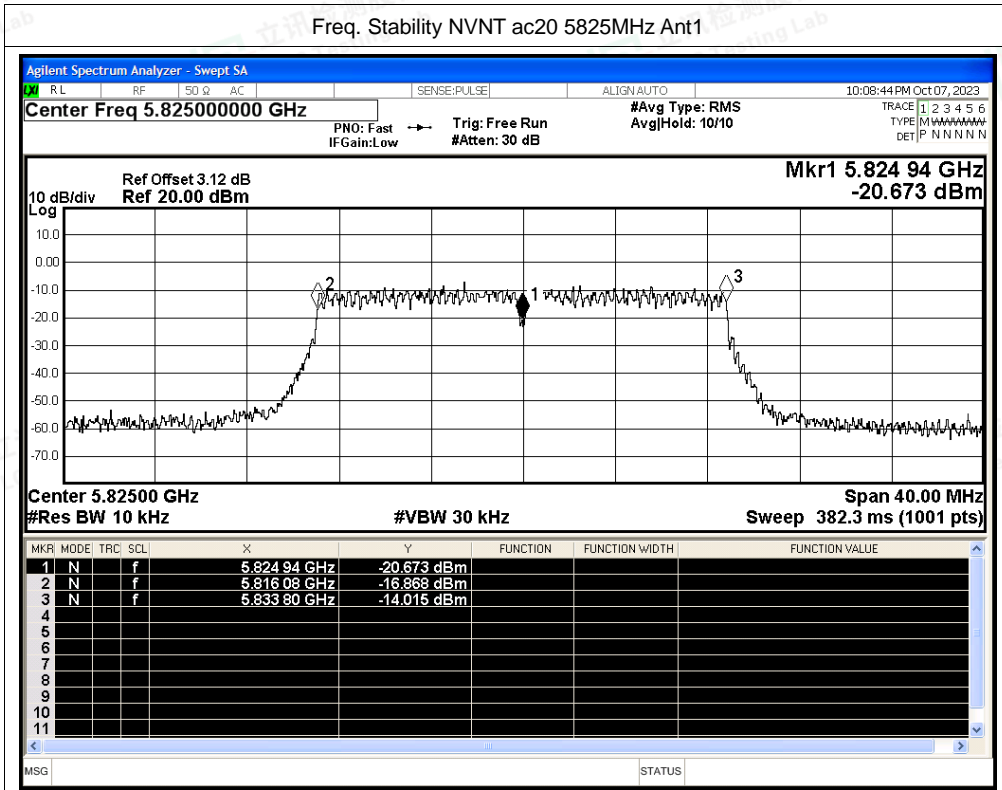


Freq. Stability NVNT ac20 5785MHz Ant1

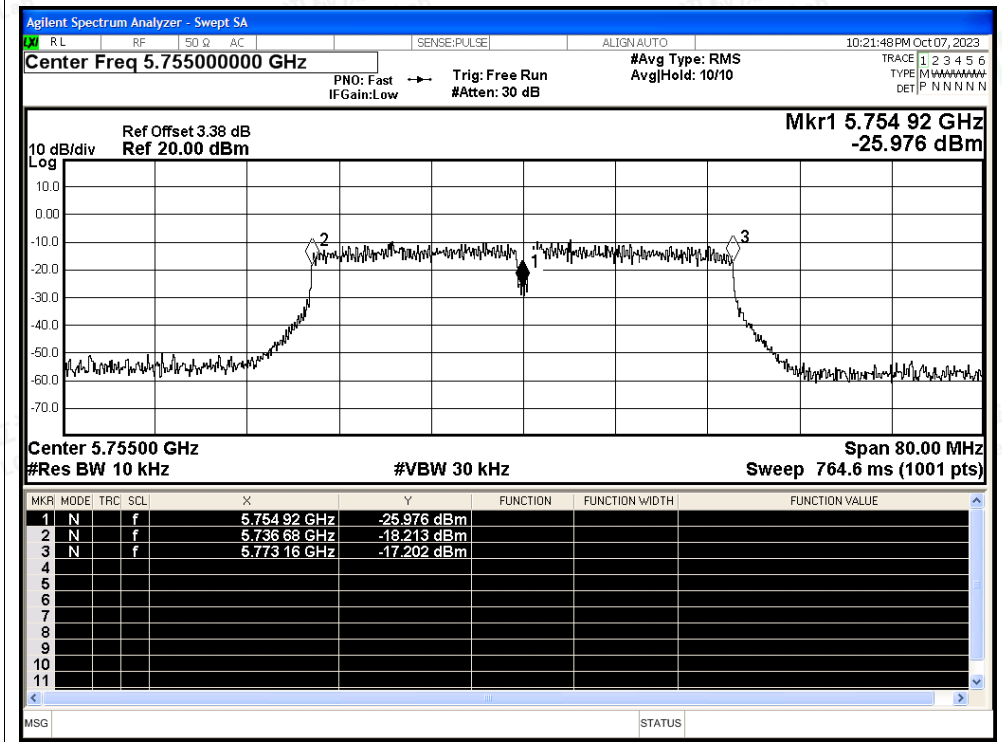




Freq. Stability NVNT ac20 5825MHz Ant1

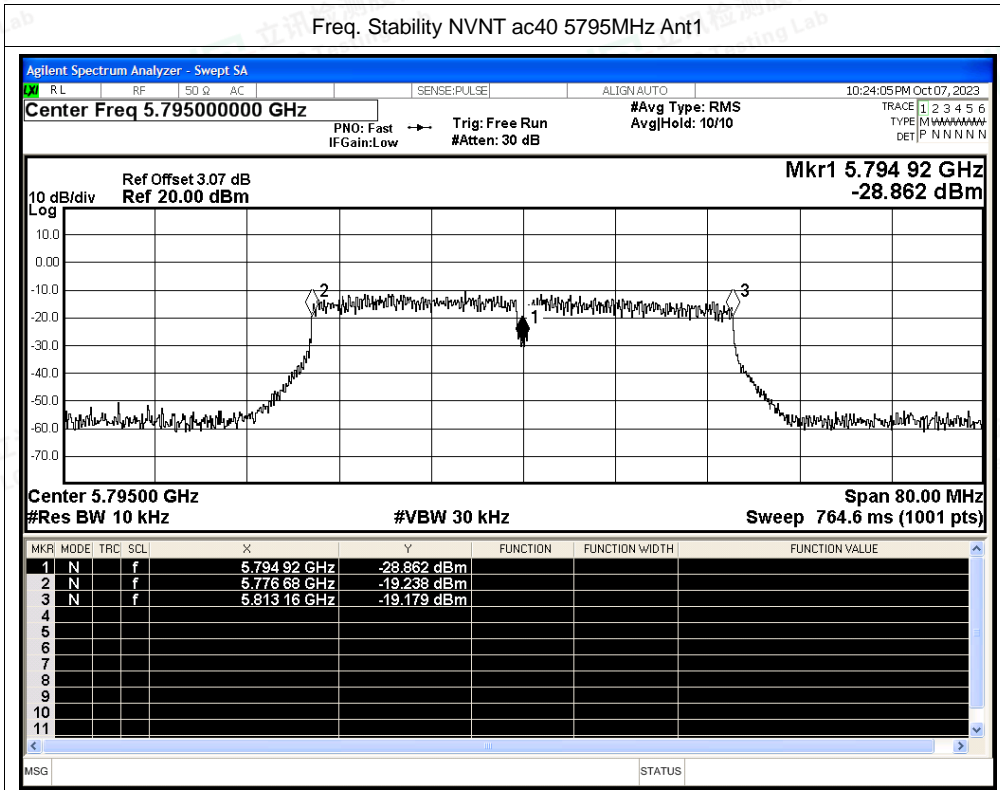


Freq. Stability NVNT ac40 5755MHz Ant1

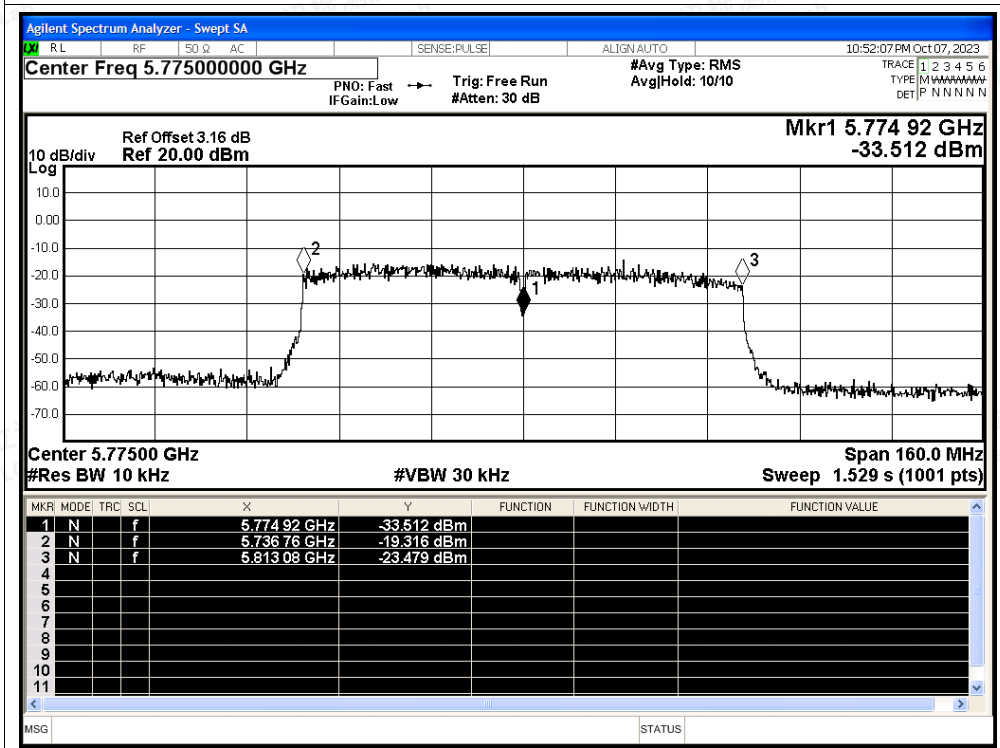




Freq. Stability NVNT ac40 5795MHz Ant1



Freq. Stability NVNT ac80 5775MHz Ant1





Condition	Mode	Frequency (MHz)	Antenna	Measured Frequency (MHz)	Frequency Error (Hz)	Deviation (ppm)	Limit (ppm)	Verdict
NVNT	ac20	5745	Ant2	5744.98	-20000	-3.48	25	Pass
NVNT	ac20	5785	Ant2	5784.98	-20000	-3.46	25	Pass
NVNT	ac20	5825	Ant2	5824.96	-40000	-6.87	25	Pass
NVNT	ac40	5755	Ant2	5754.92	-80000	-13.9	25	Pass
NVNT	ac40	5795	Ant2	5794.92	-80000	-13.81	25	Pass
NVNT	ac80	5775	Ant2	5774.92	-80000	-13.85	25	Pass

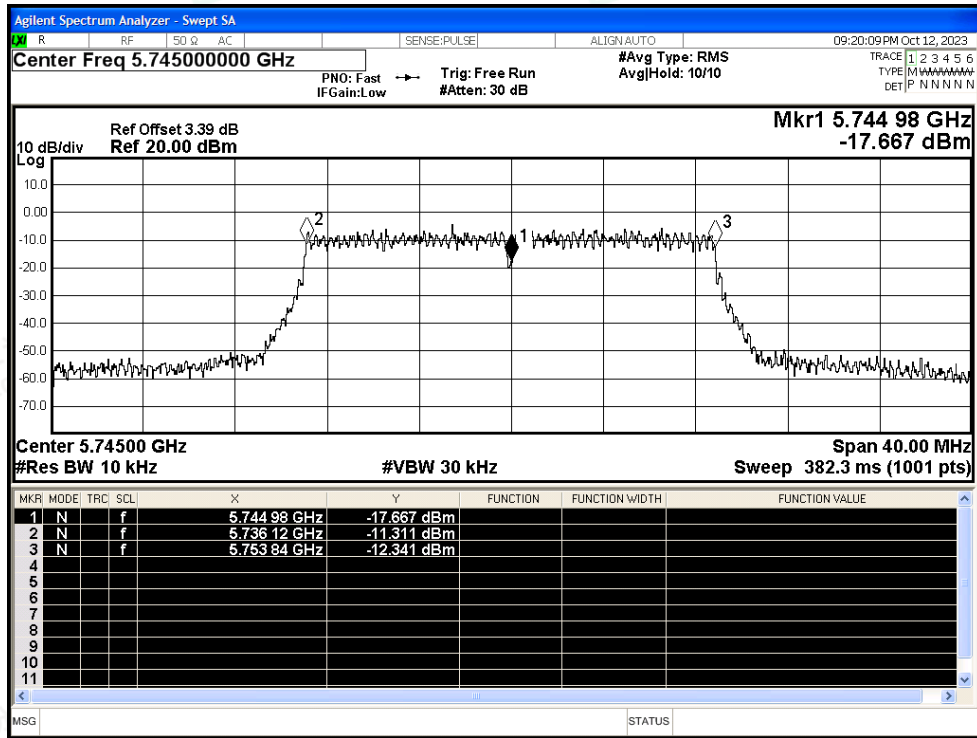


Shenzhen LCS Compliance Testing Laboratory Ltd.
Add: 101, 201 Bldg A & 301 Bldg C, Juji Industrial Park Yabianxueziwei, Shajing Street, Baoan District, Shenzhen, 518000, China
Tel: +(86) 0755-82591330 | E-mail: webmaster@lcs-cert.com | Web: www.lcs-cert.com
Scan code to check authenticity

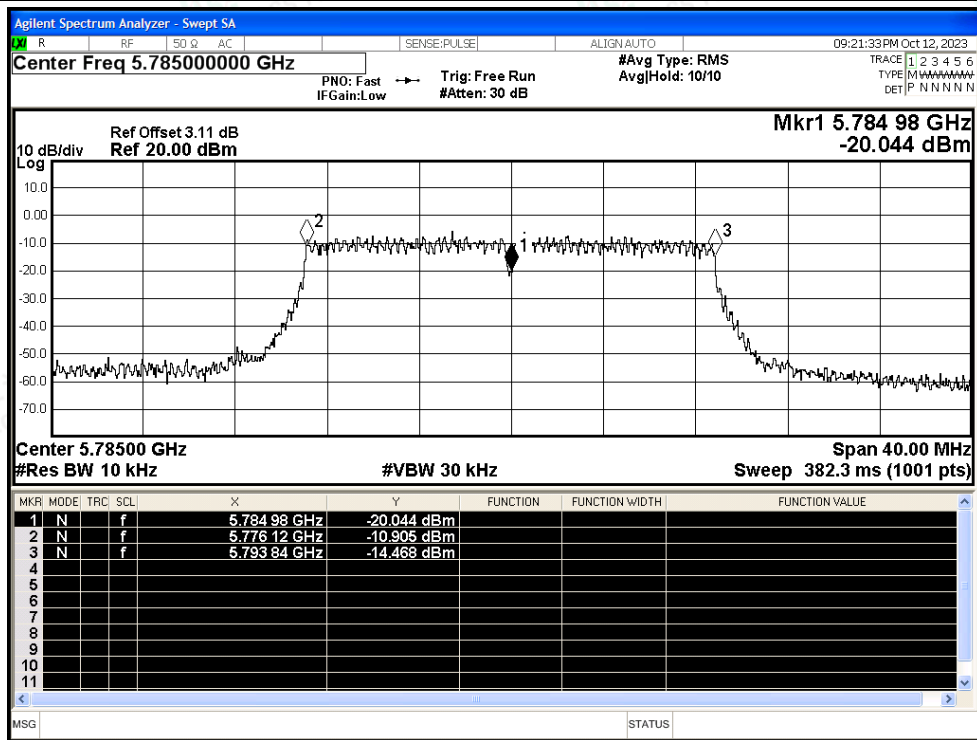


Test Graphs

Freq. Stability NVNT ac20 5745MHz Ant2

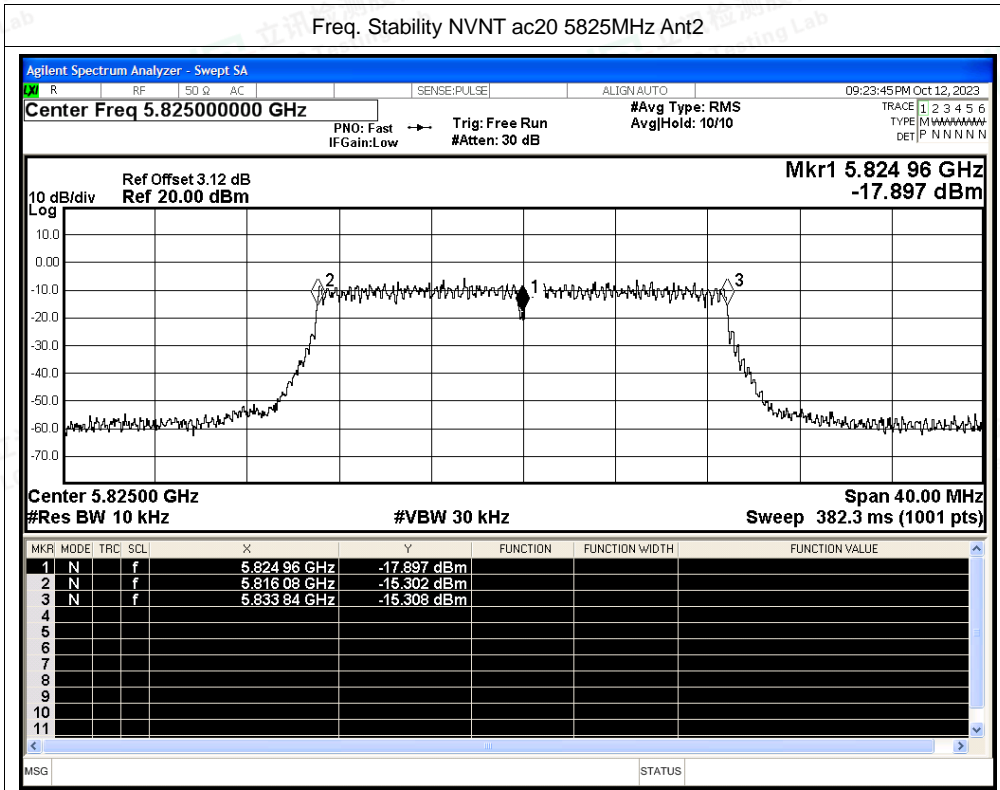


Freq. Stability NVNT ac20 5785MHz Ant2

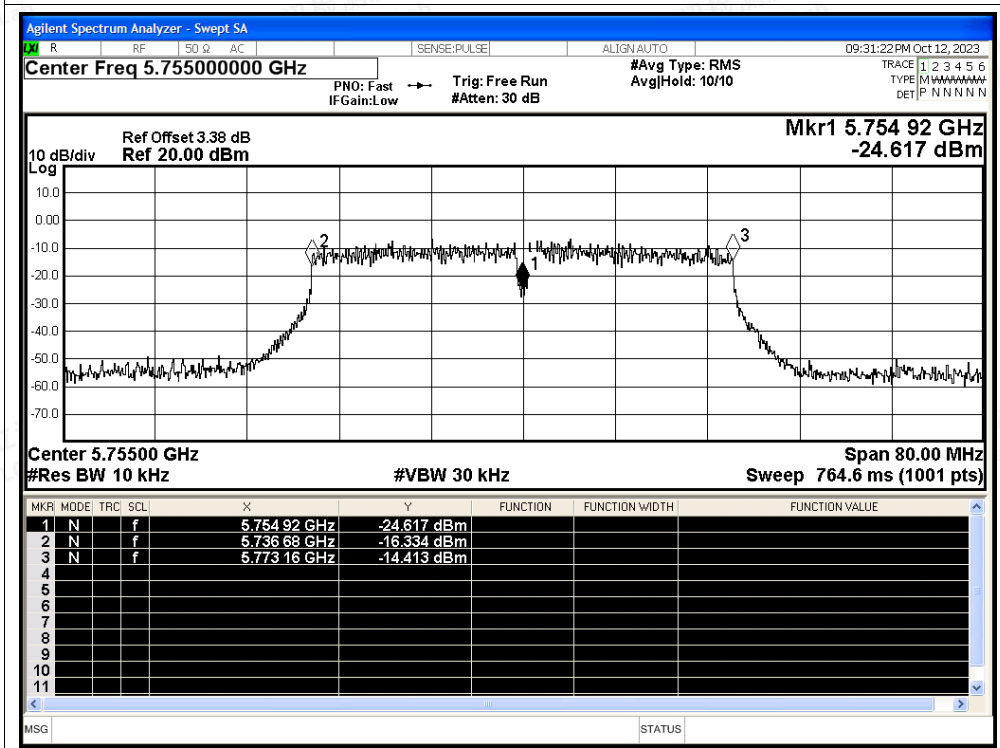




Freq. Stability NVNT ac20 5825MHz Ant2

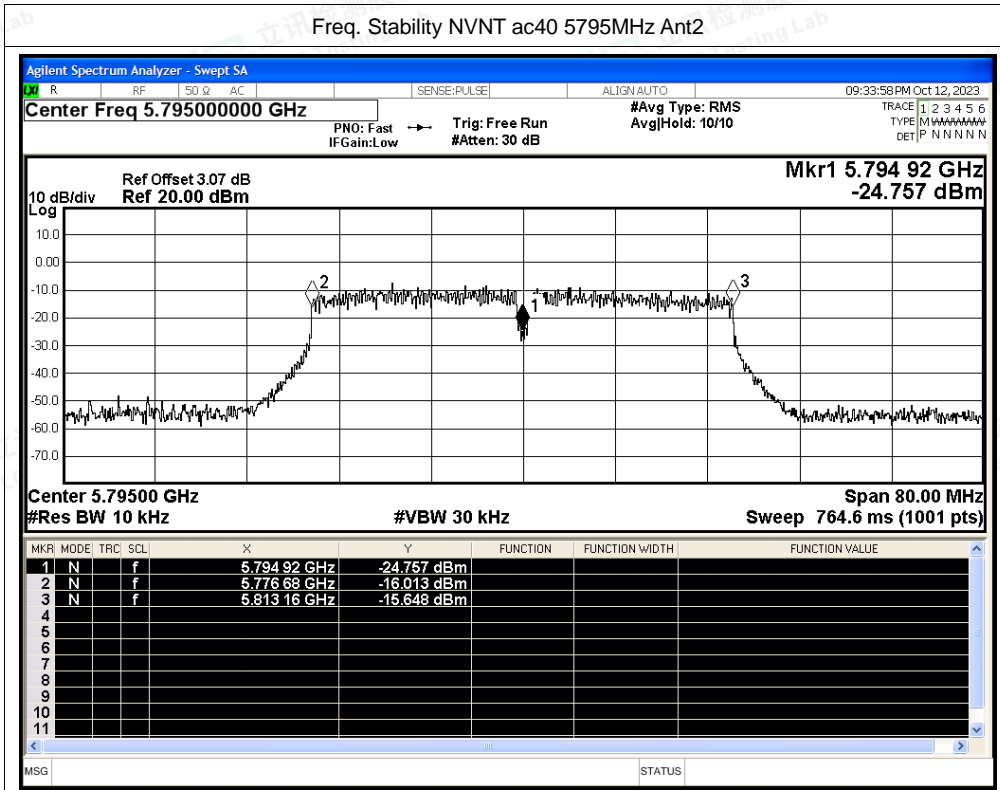


Freq. Stability NVNT ac40 5755MHz Ant2

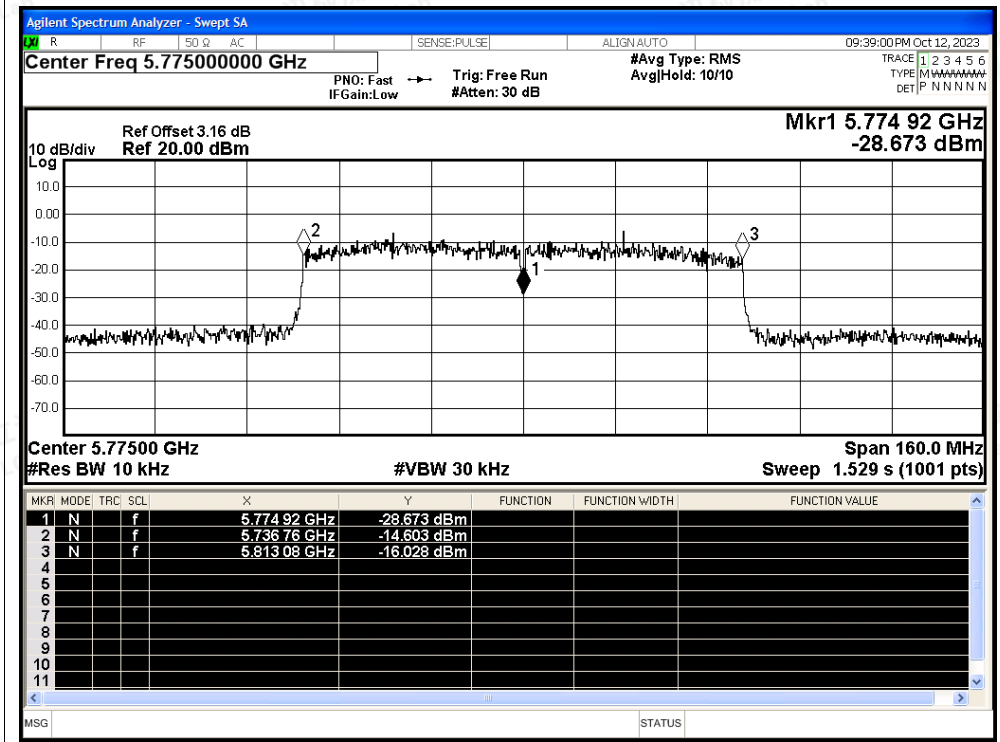




Freq. Stability NVNT ac40 5795MHz Ant2



Freq. Stability NVNT ac80 5775MHz Ant2





E.6 Duty Cycle

Condition	Mode	Frequency (MHz)	Antenna	Duty Cycle (%)	Correction Factor (dB)	1/T (kHz)
NVNT	a	5745	Ant1	73.11	1.36	0.73
NVNT	a	5785	Ant1	73.11	1.36	0.73
NVNT	a	5825	Ant1	73.11	1.36	0.73
NVNT	n20	5745	Ant1	71.77	1.44	0.78
NVNT	n20	5785	Ant1	71.77	1.44	0.78
NVNT	n20	5825	Ant1	71.72	1.44	0.79
NVNT	n40	5755	Ant1	55.77	2.54	1.58
NVNT	n40	5795	Ant1	55.77	2.54	1.58
NVNT	ac20	5745	Ant1	71.84	1.44	0.78
NVNT	ac20	5785	Ant1	71.84	1.44	0.78
NVNT	ac20	5825	Ant1	71.84	1.44	0.78
NVNT	ac40	5755	Ant1	56.01	2.52	1.57
NVNT	ac40	5795	Ant1	55.93	2.52	1.57
NVNT	ac80	5775	Ant1	38.71	4.12	3.15

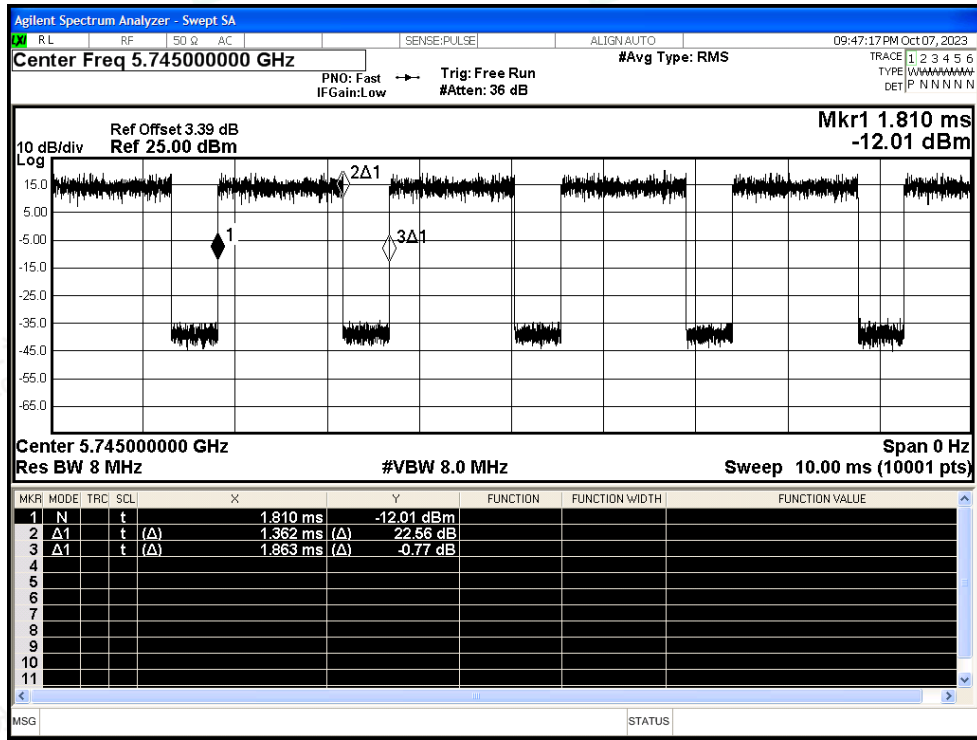


Shenzhen LCS Compliance Testing Laboratory Ltd.
 Add: 101, 201 Bldg A & 301 Bldg C, Juji Industrial Park Yabianxueziwei, Shajing Street, Baoan District, Shenzhen, 518000, China
 Tel: +(86) 0755-82591330 | E-mail: webmaster@lcs-cert.com | Web: www.lcs-cert.com
 Scan code to check authenticity

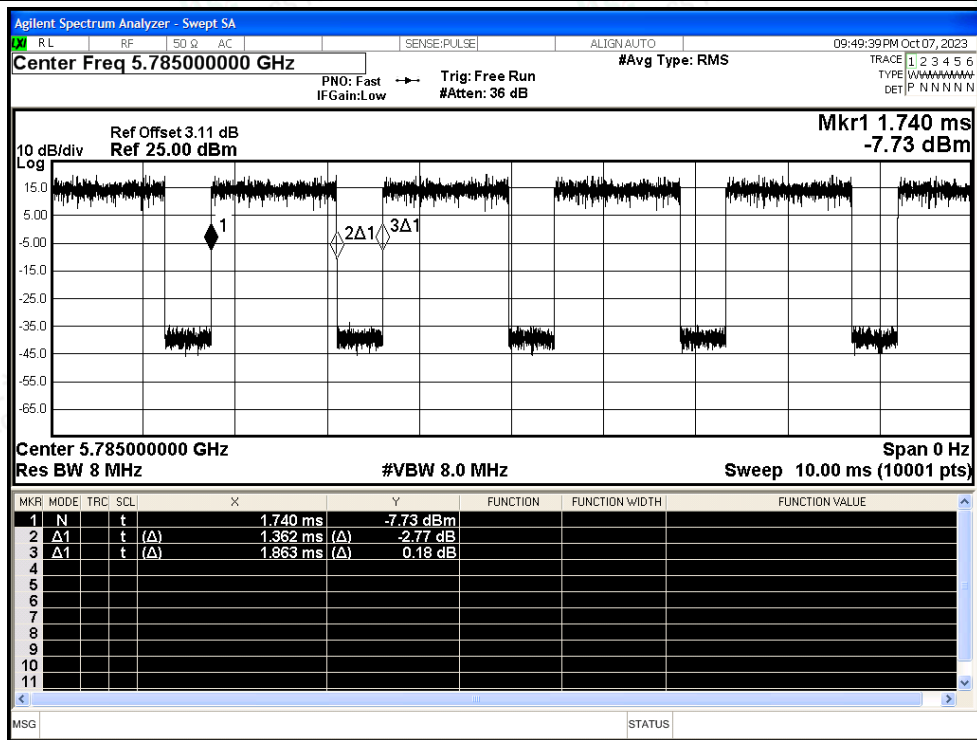


Test Graphs

Duty Cycle NVNT a 5745MHz Ant1

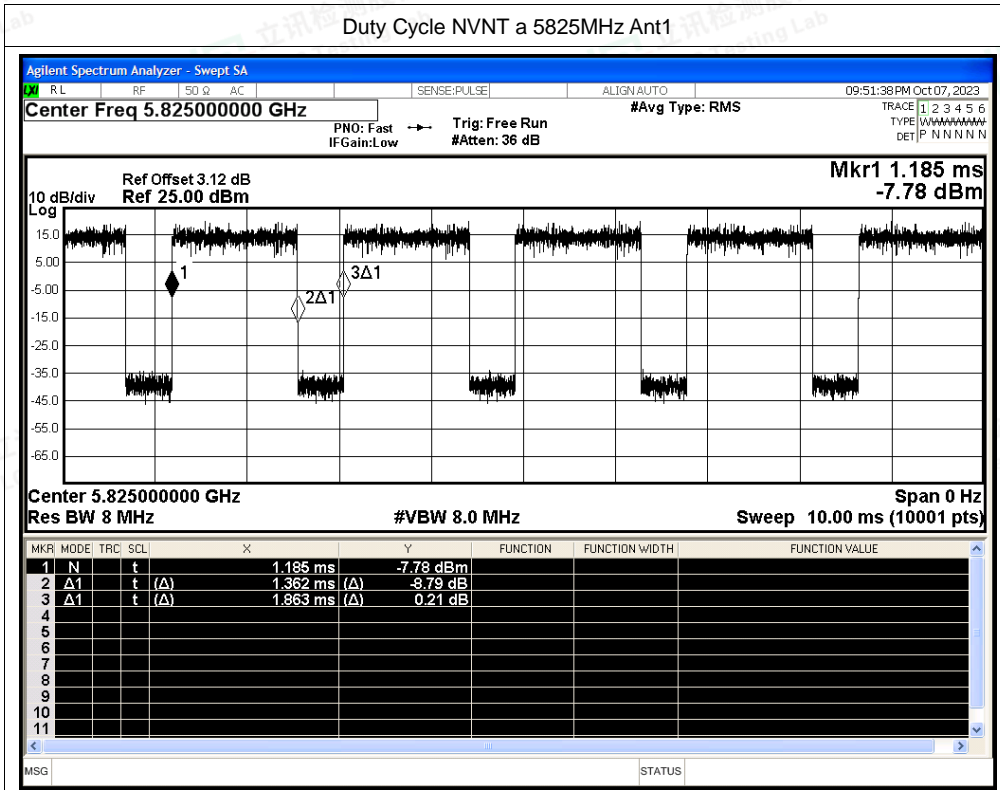


Duty Cycle NVNT a 5785MHz Ant1

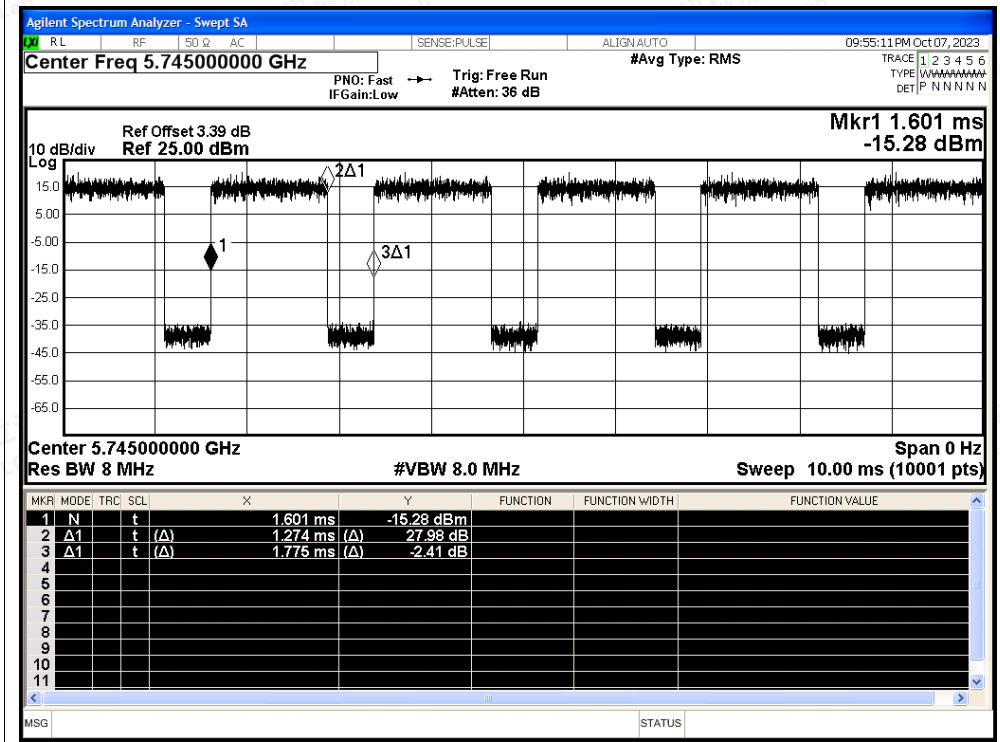




Duty Cycle NVNT a 5825MHz Ant1

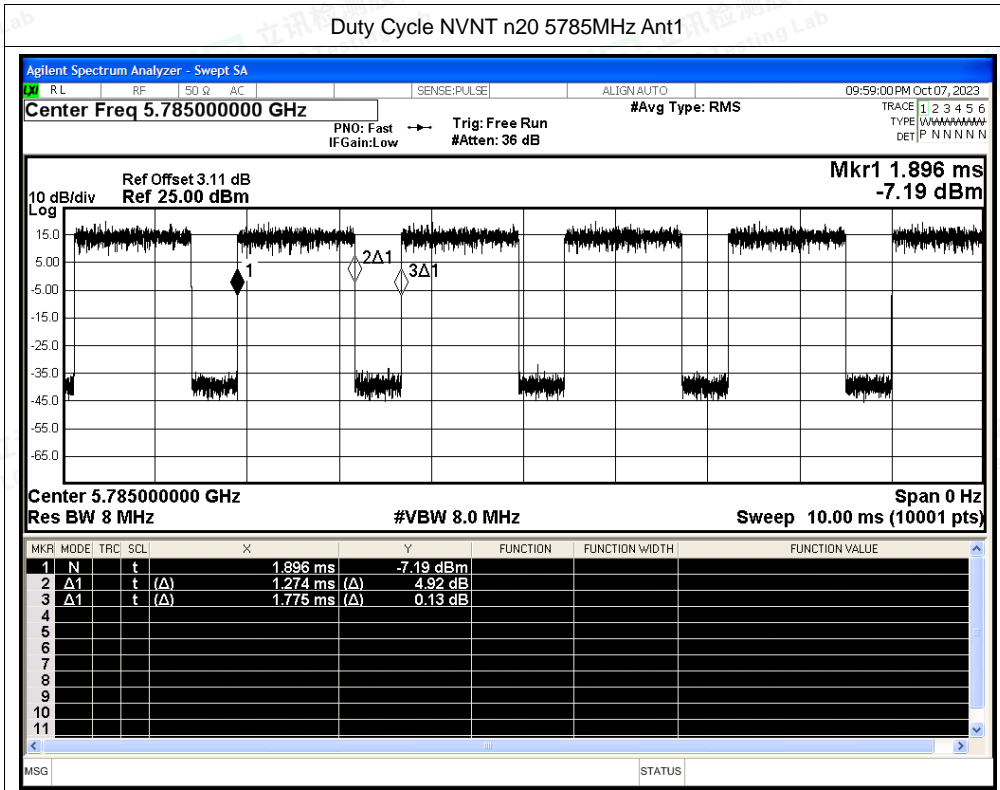


Duty Cycle NVNT n20 5745MHz Ant1

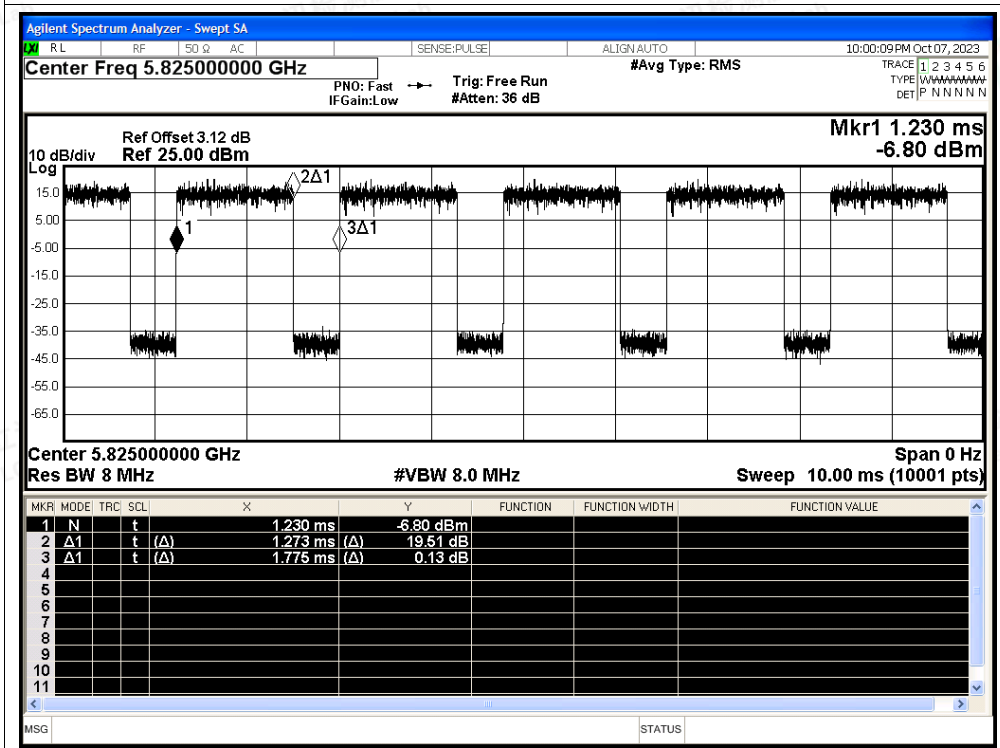




Duty Cycle NVNT n20 5785MHz Ant1

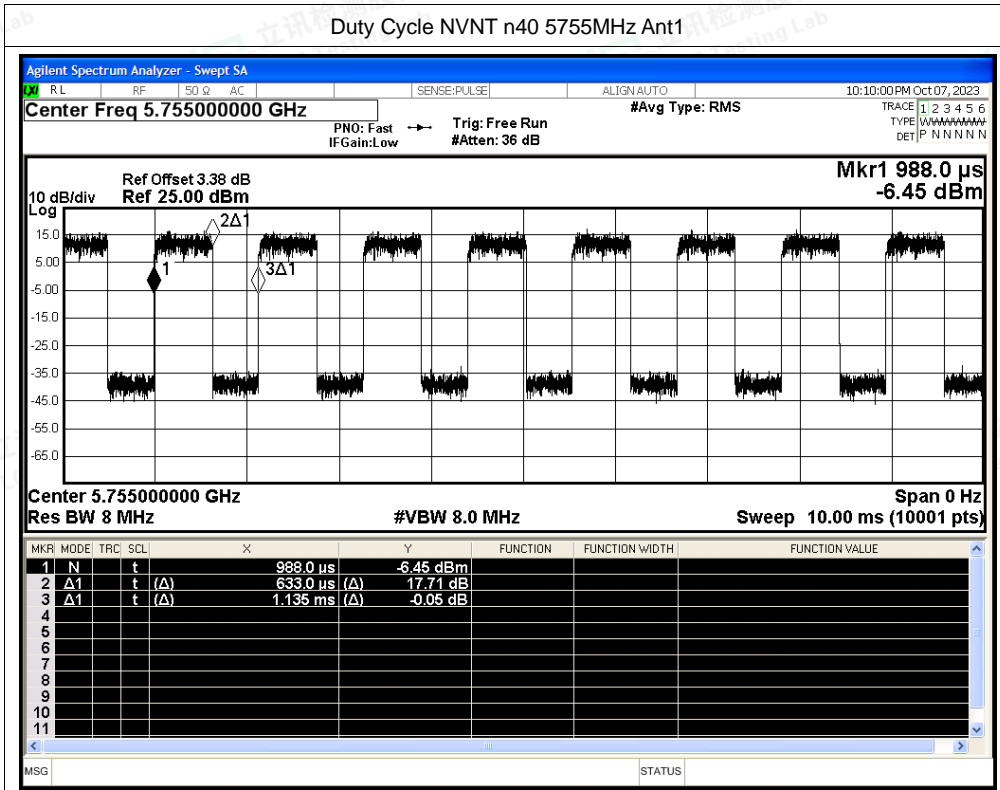


Duty Cycle NVNT n20 5825MHz Ant1

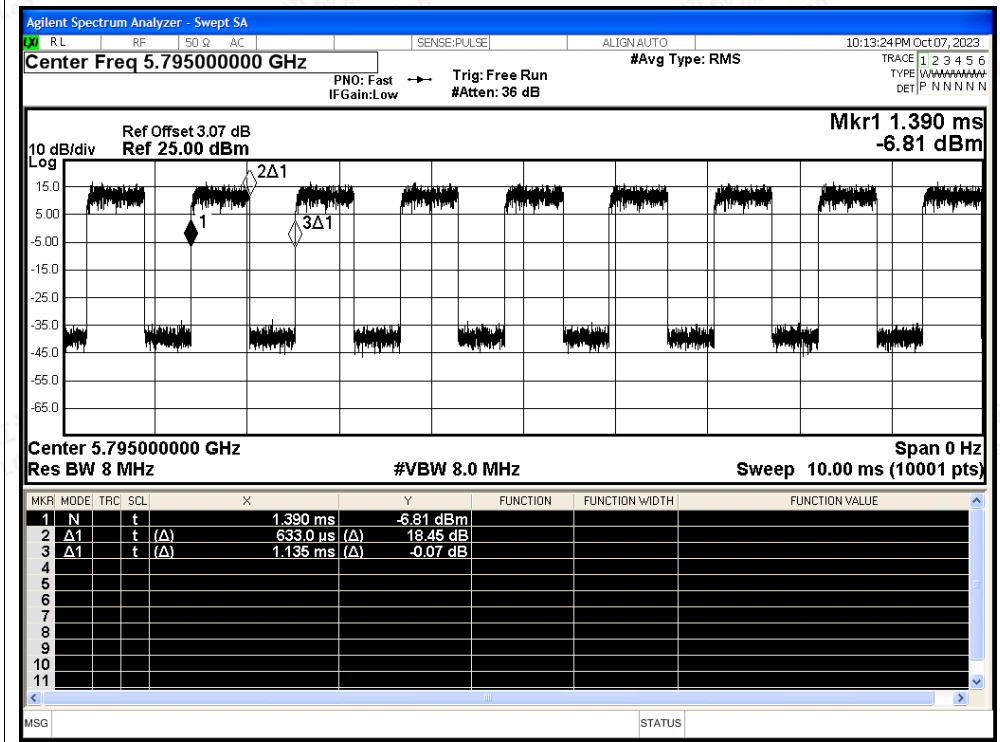




Duty Cycle NVNT n40 5755MHz Ant1

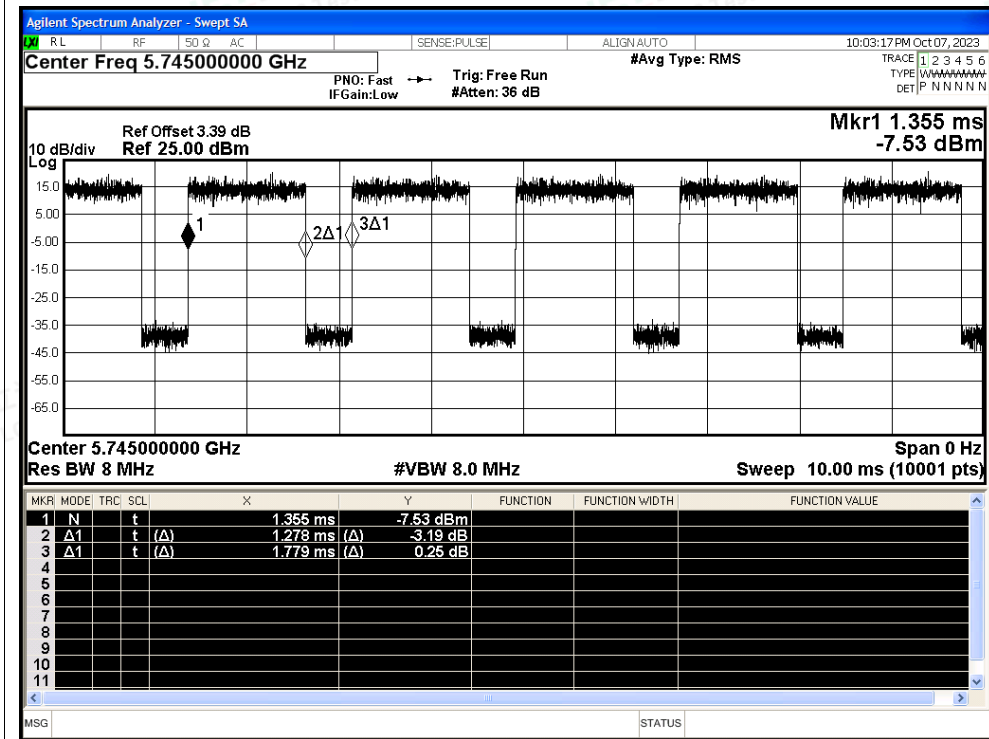


Duty Cycle NVNT n40 5795MHz Ant1

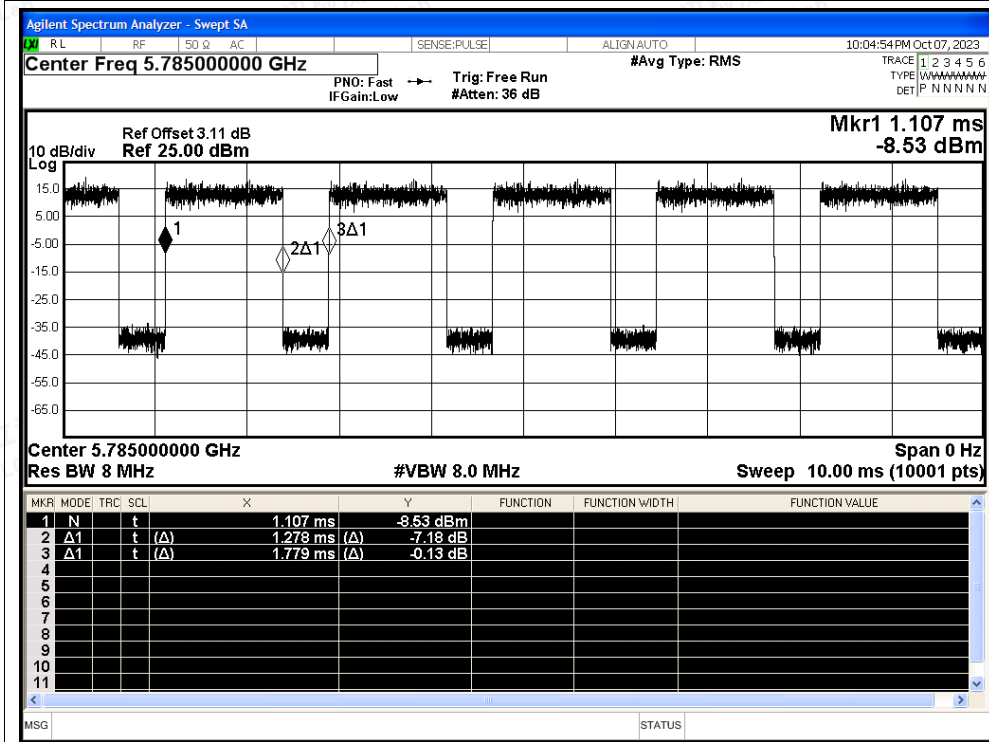




Duty Cycle NVNT ac20 5745MHz Ant1

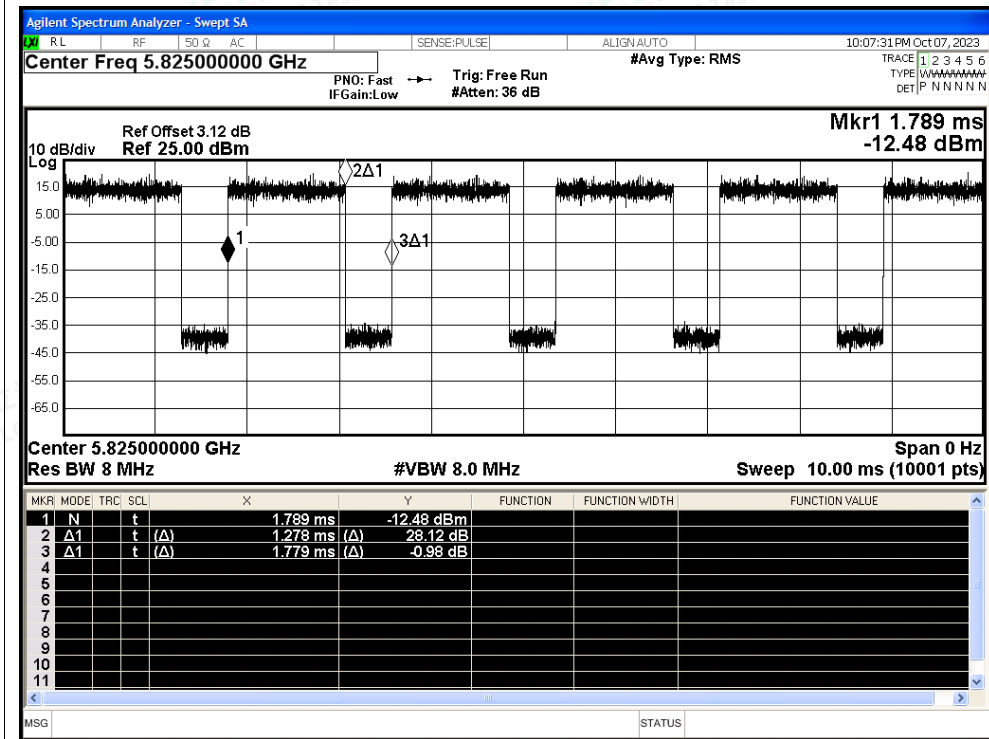


Duty Cycle NVNT ac20 5785MHz Ant1

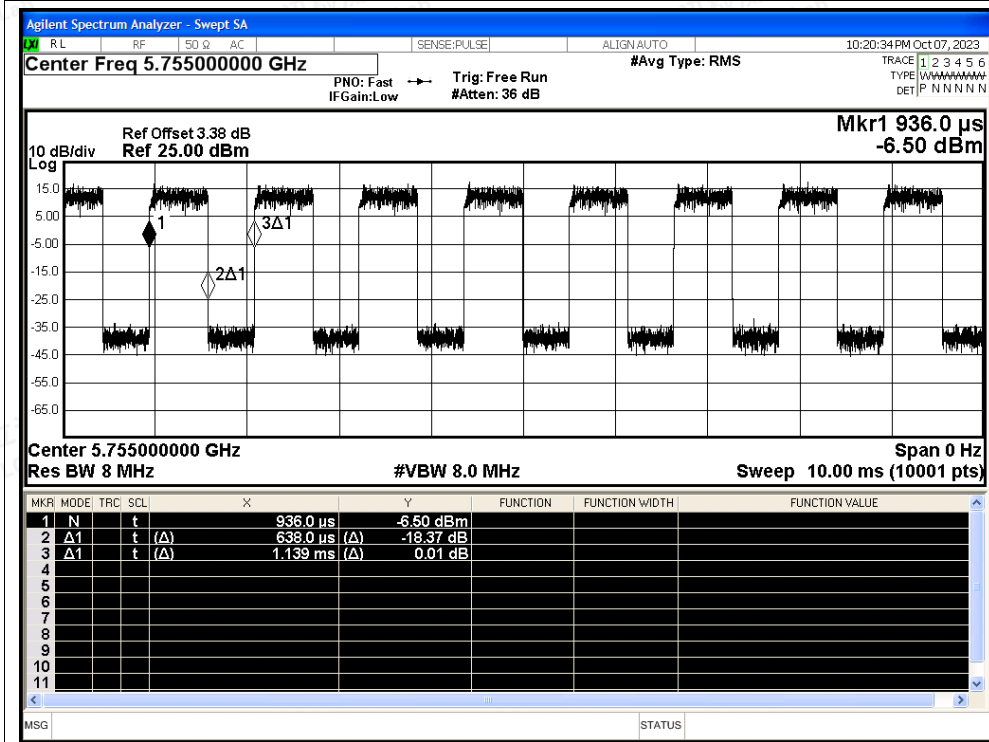




Duty Cycle NVNT ac20 5825MHz Ant1

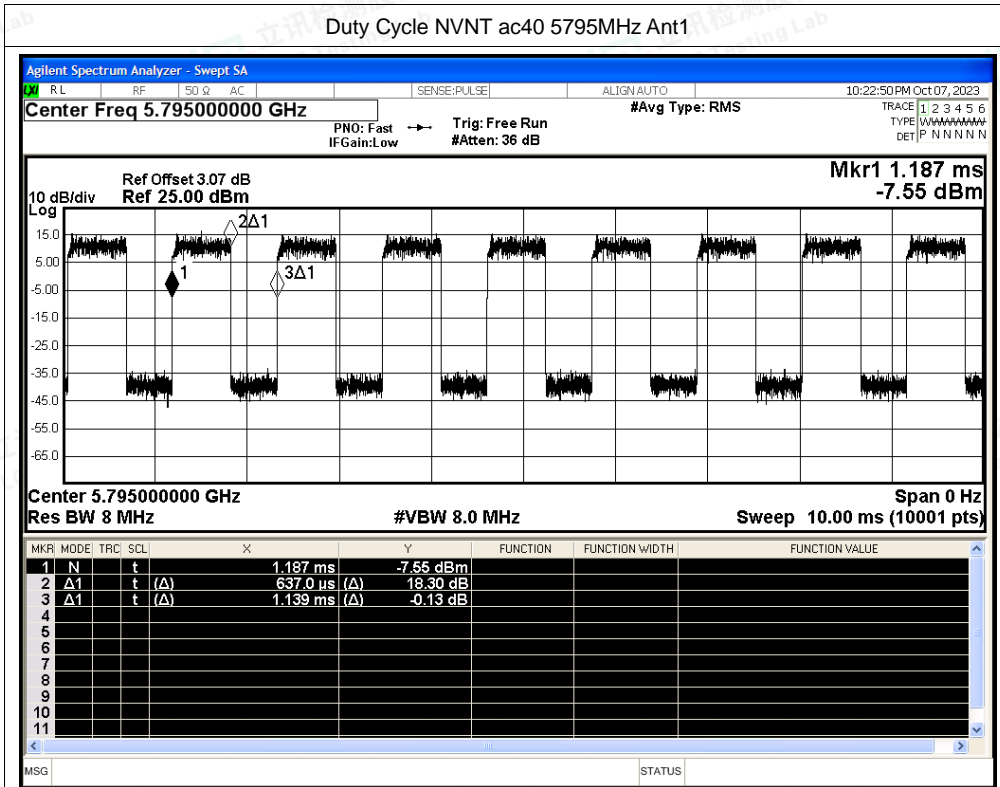


Duty Cycle NVNT ac40 5755MHz Ant1

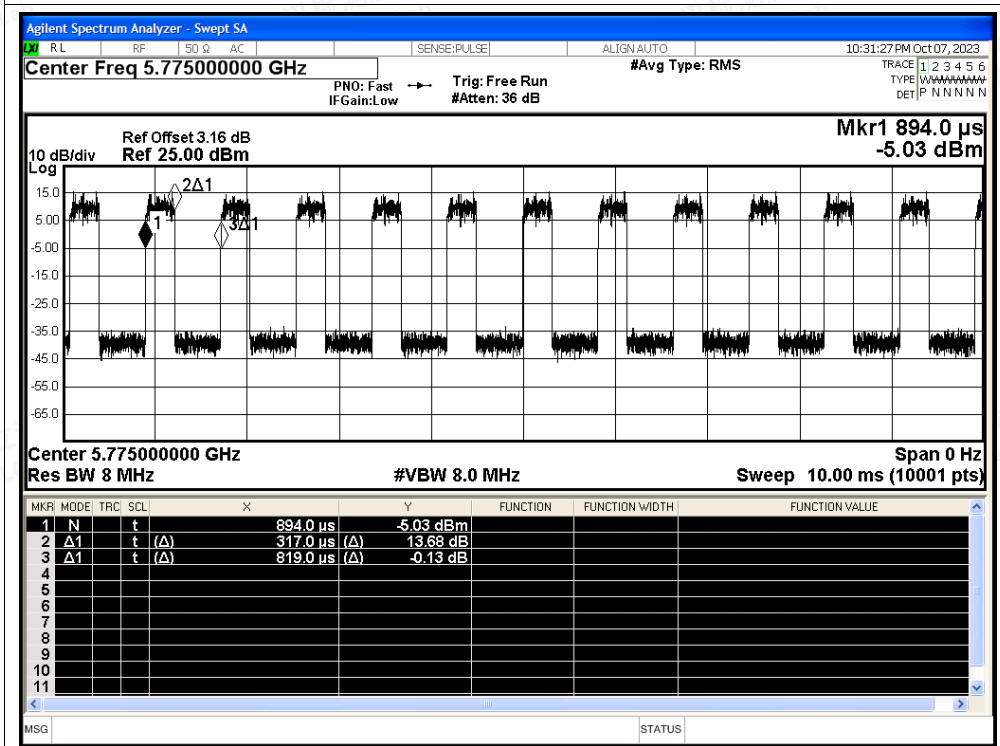




Duty Cycle NVNT ac40 5795MHz Ant1



Duty Cycle NVNT ac80 5775MHz Ant1





Condition	Mode	Frequency (MHz)	Antenna	Duty Cycle (%)	Correction Factor (dB)	1/T (kHz)
NVNT	a	5745	Ant2	73.11	1.36	0.73
NVNT	a	5785	Ant2	73.05	1.36	0.73
NVNT	a	5825	Ant2	73.11	1.36	0.73
NVNT	n20	5745	Ant2	71.77	1.44	0.78
NVNT	n20	5785	Ant2	71.77	1.44	0.78
NVNT	n20	5825	Ant2	71.77	1.44	0.78
NVNT	n40	5755	Ant2	55.86	2.53	1.58
NVNT	n40	5795	Ant2	55.86	2.53	1.58
NVNT	ac20	5745	Ant2	71.84	1.44	0.78
NVNT	ac20	5785	Ant2	71.84	1.44	0.78
NVNT	ac20	5825	Ant2	71.84	1.44	0.78
NVNT	ac40	5755	Ant2	56.01	2.52	1.57
NVNT	ac40	5795	Ant2	56.01	2.52	1.57
NVNT	ac80	5775	Ant2	38.83	4.11	3.14

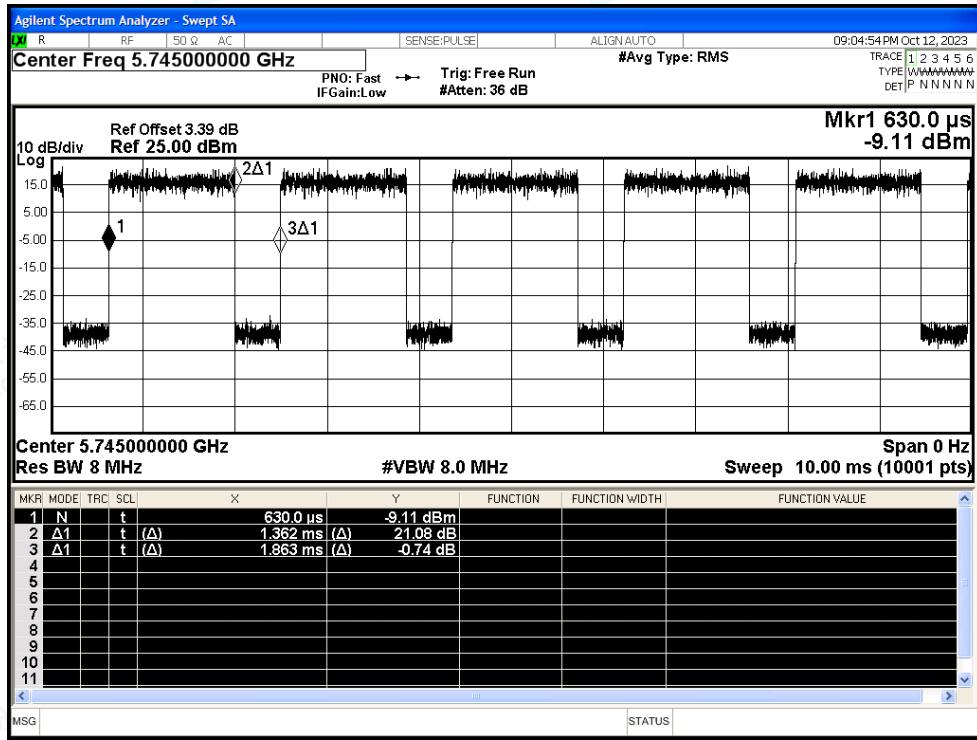


Shenzhen LCS Compliance Testing Laboratory Ltd.
 Add: 101, 201 Bldg A & 301 Bldg C, Juji Industrial Park Yabianxueziwei, Shajing Street, Baoan District, Shenzhen, 518000, China
 Tel: +(86) 0755-82591330 | E-mail: webmaster@lcs-cert.com | Web: www.lcs-cert.com
 Scan code to check authenticity

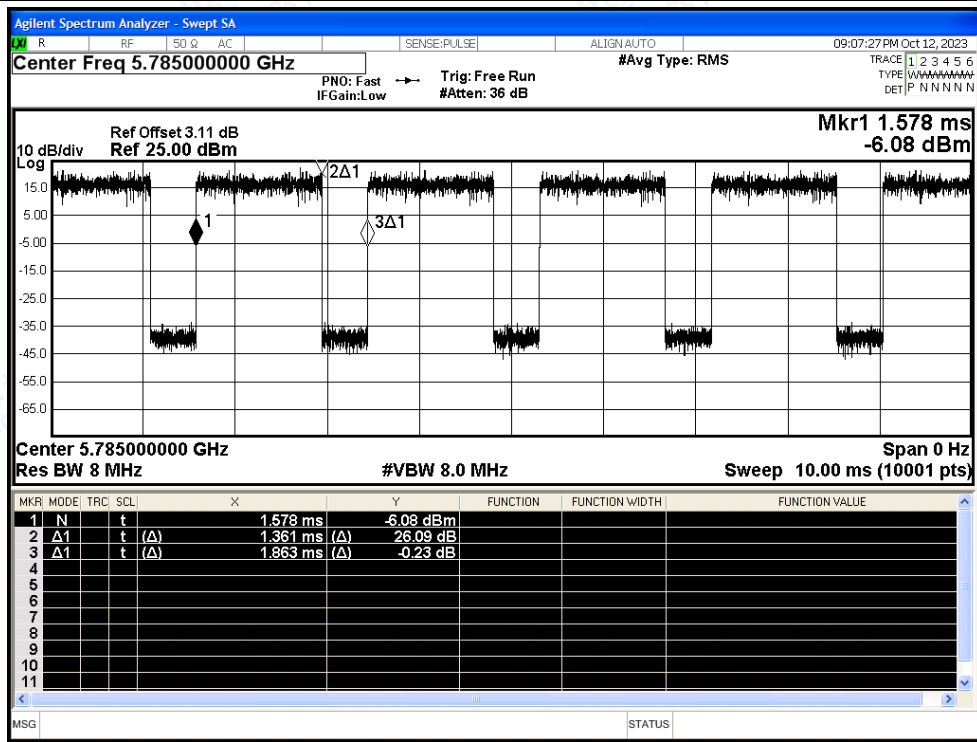


Test Graphs

Duty Cycle NVNT a 5745MHz Ant2

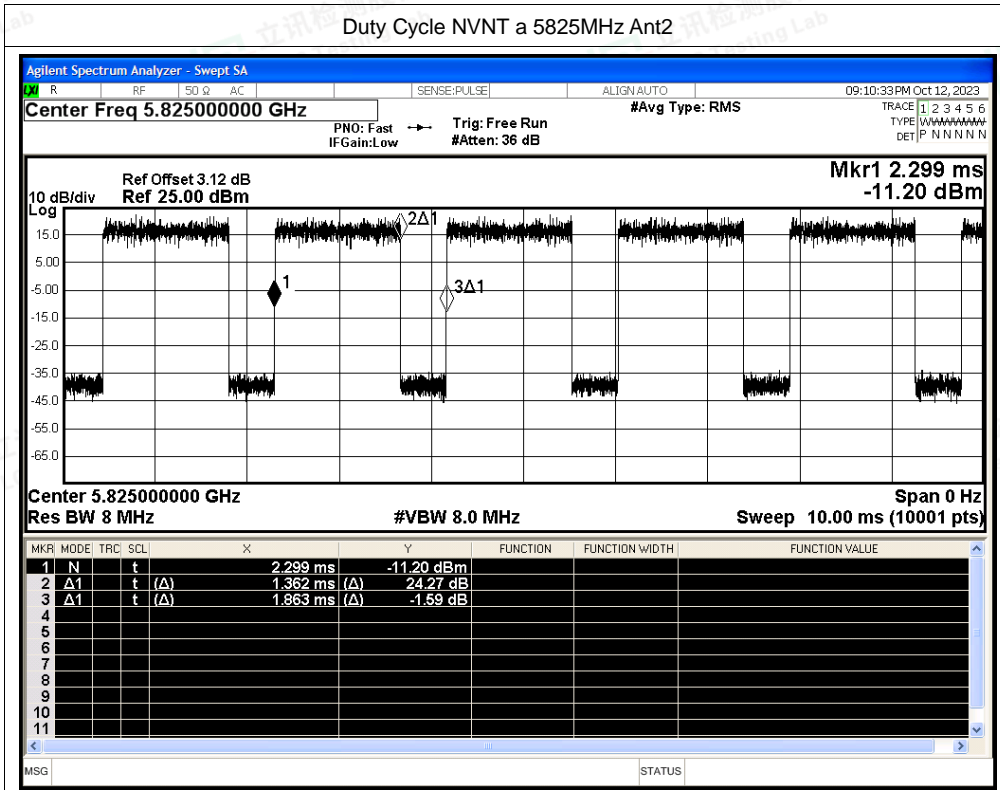


Duty Cycle NVNT a 5785MHz Ant2

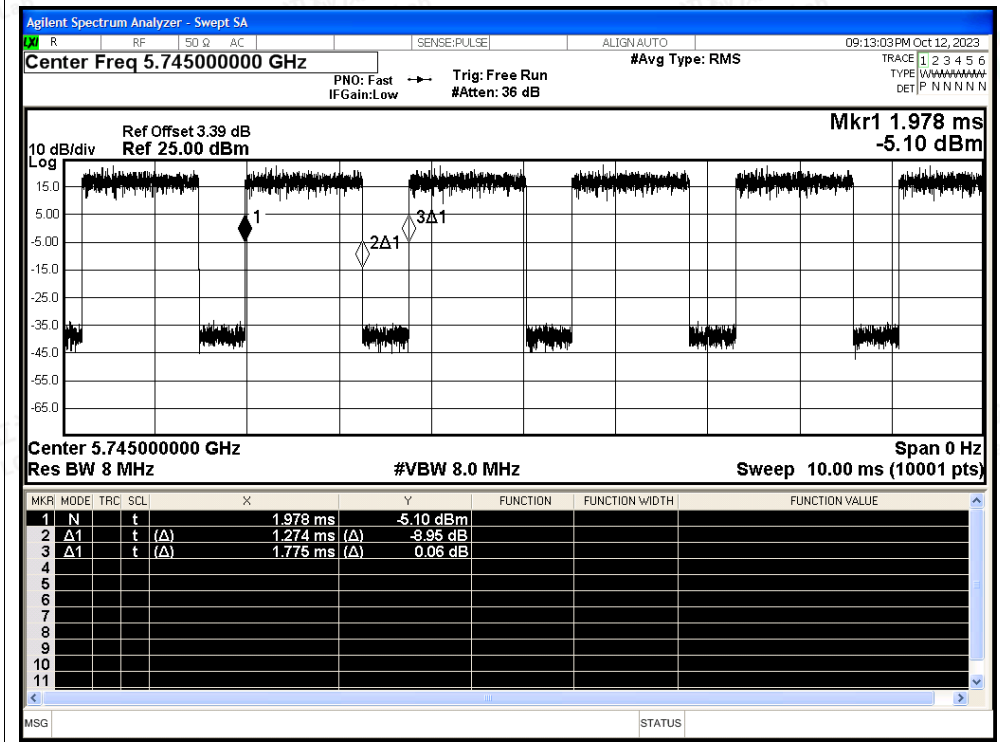




Duty Cycle NVNT a 5825MHz Ant2

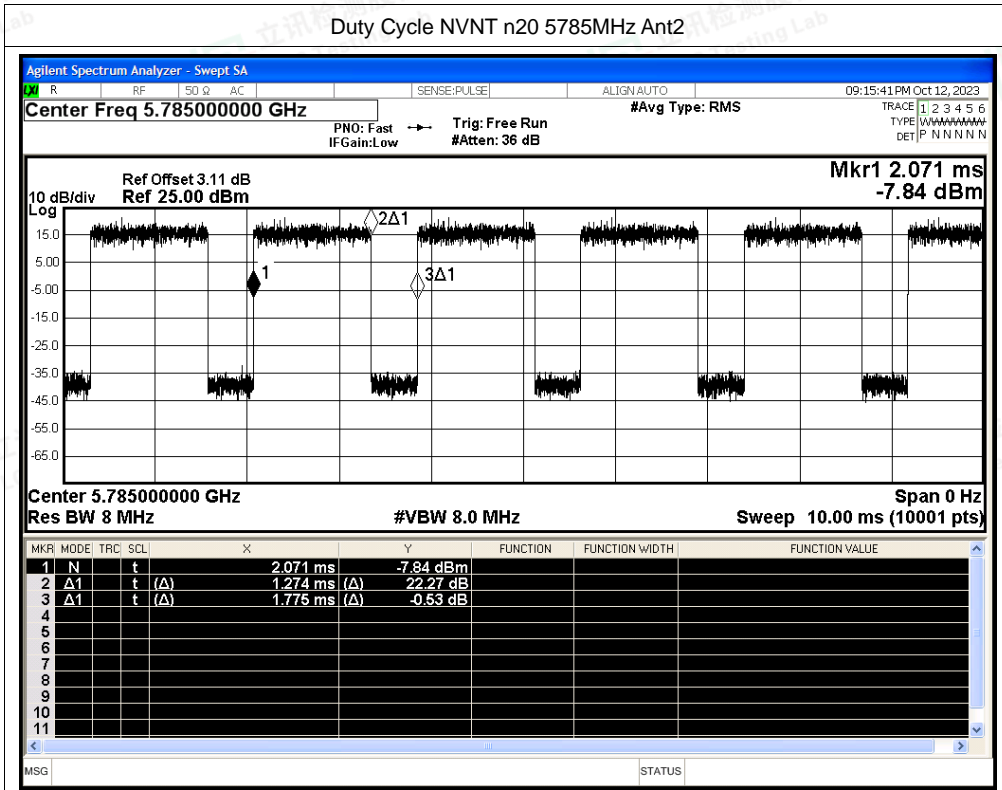


Duty Cycle NVNT n20 5745MHz Ant2

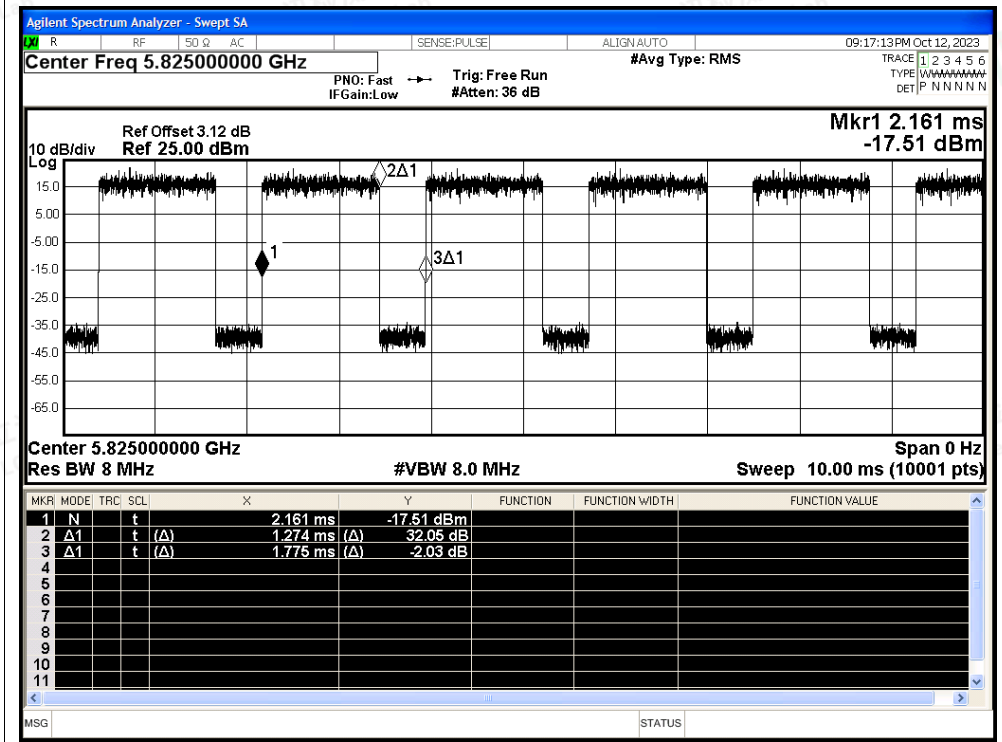




Duty Cycle NVNT n20 5785MHz Ant2

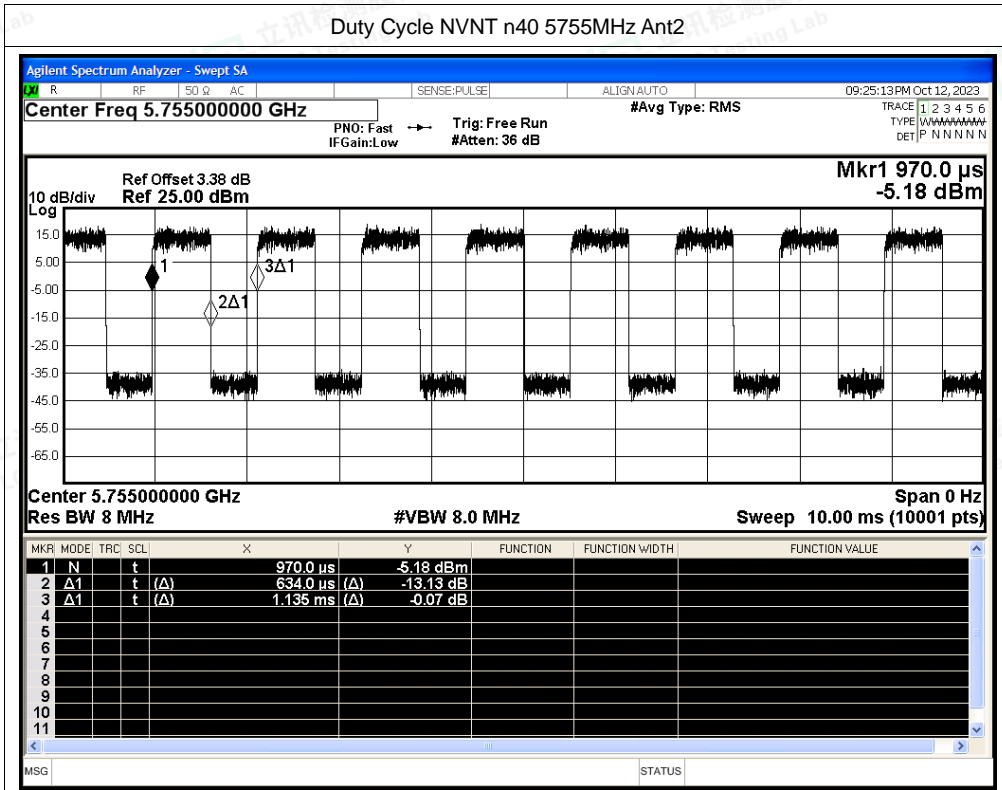


Duty Cycle NVNT n20 5825MHz Ant2

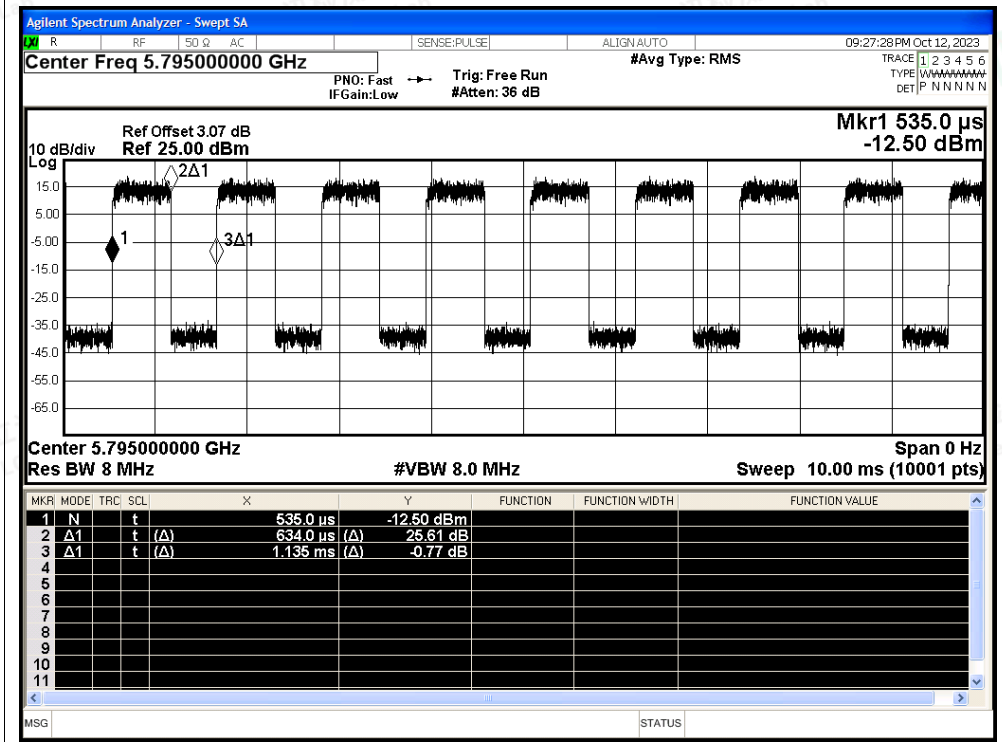




Duty Cycle NVNT n40 5755MHz Ant2

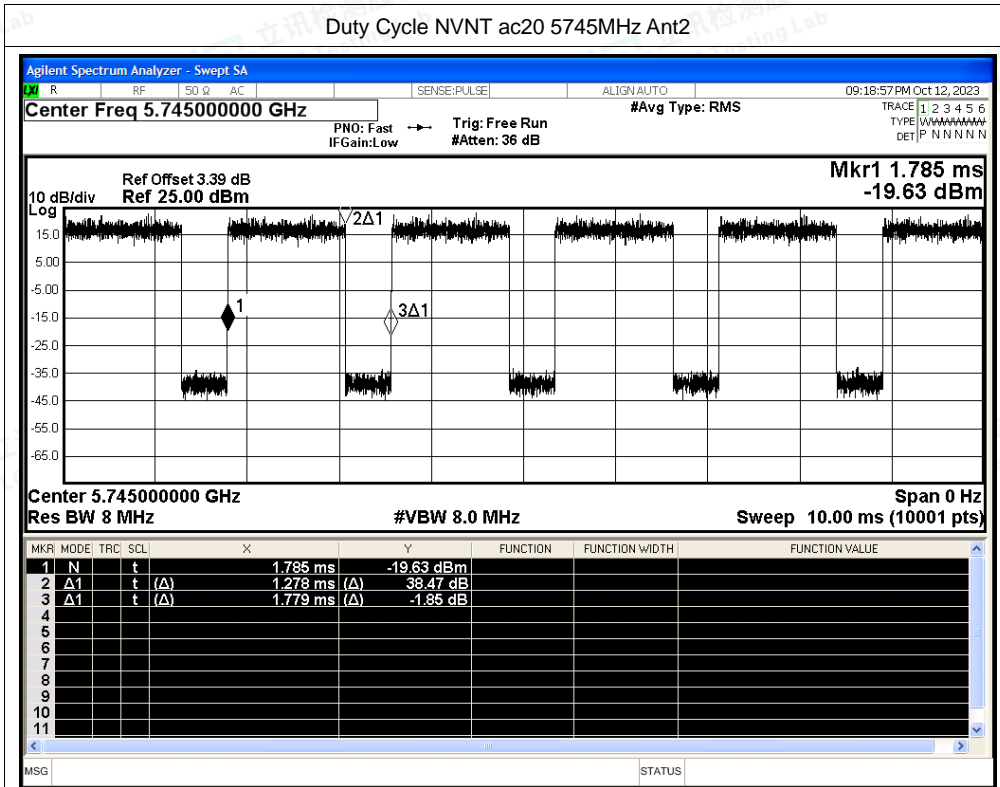


Duty Cycle NVNT n40 5795MHz Ant2

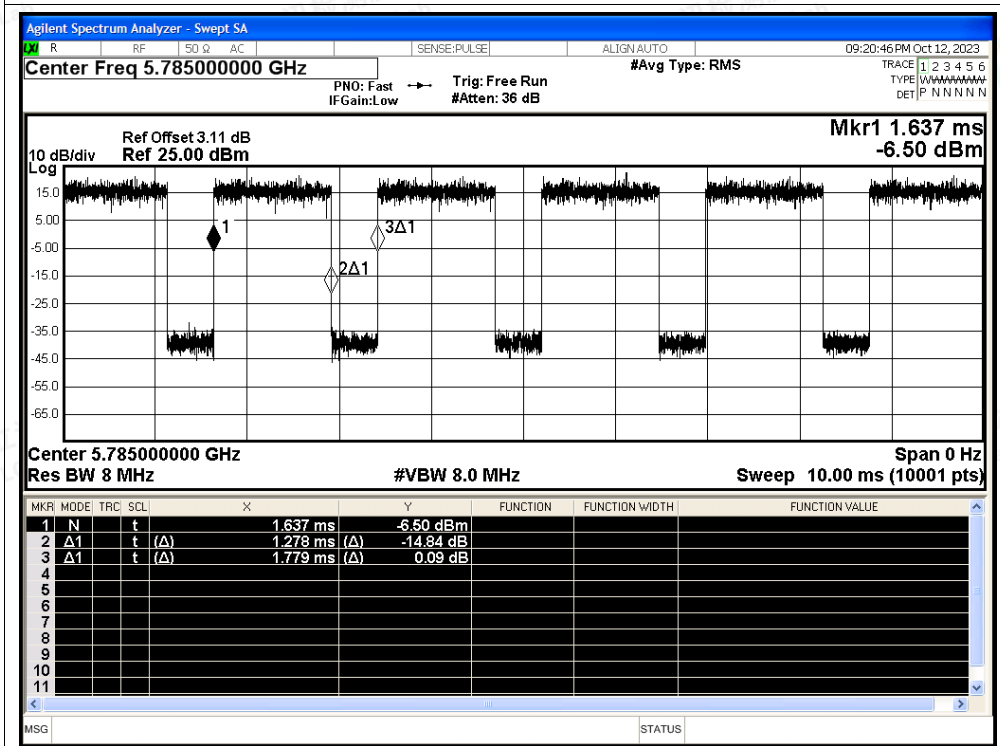




Duty Cycle NVNT ac20 5745MHz Ant2

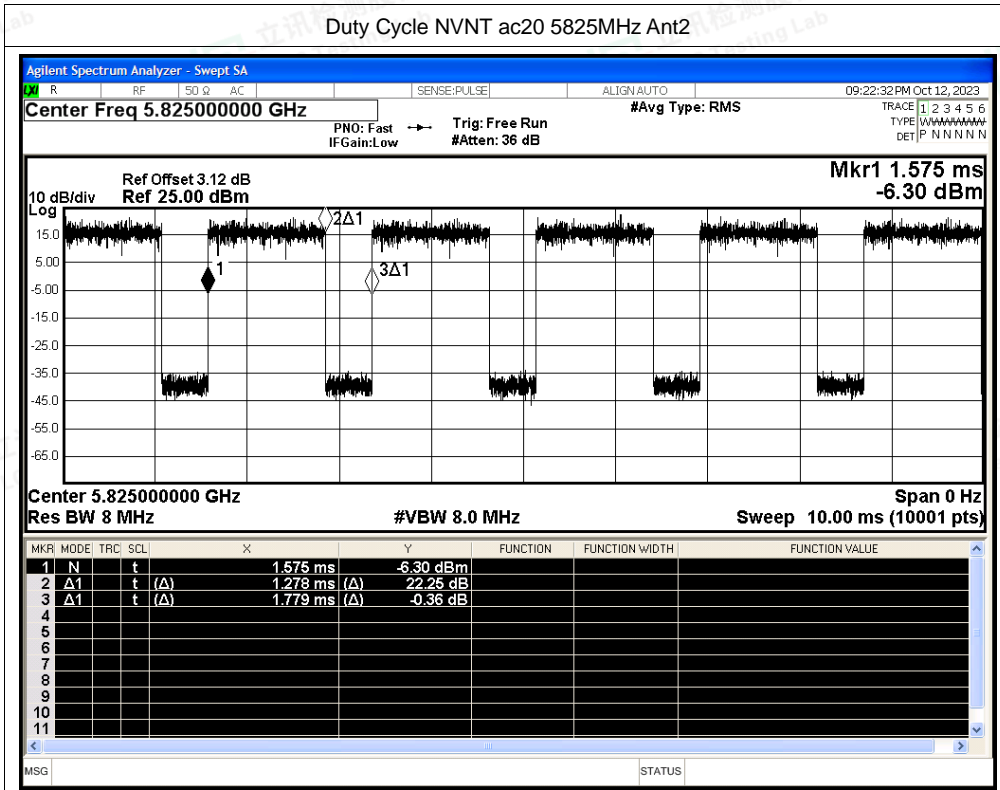


Duty Cycle NVNT ac20 5785MHz Ant2

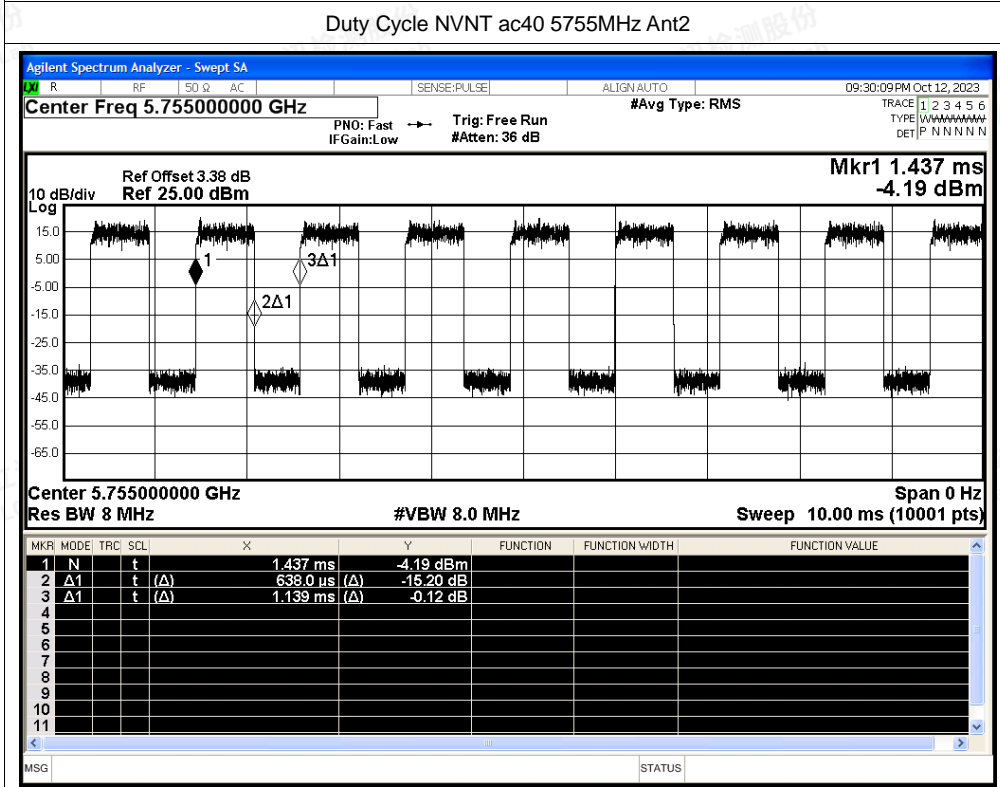




Duty Cycle NVNT ac20 5825MHz Ant2

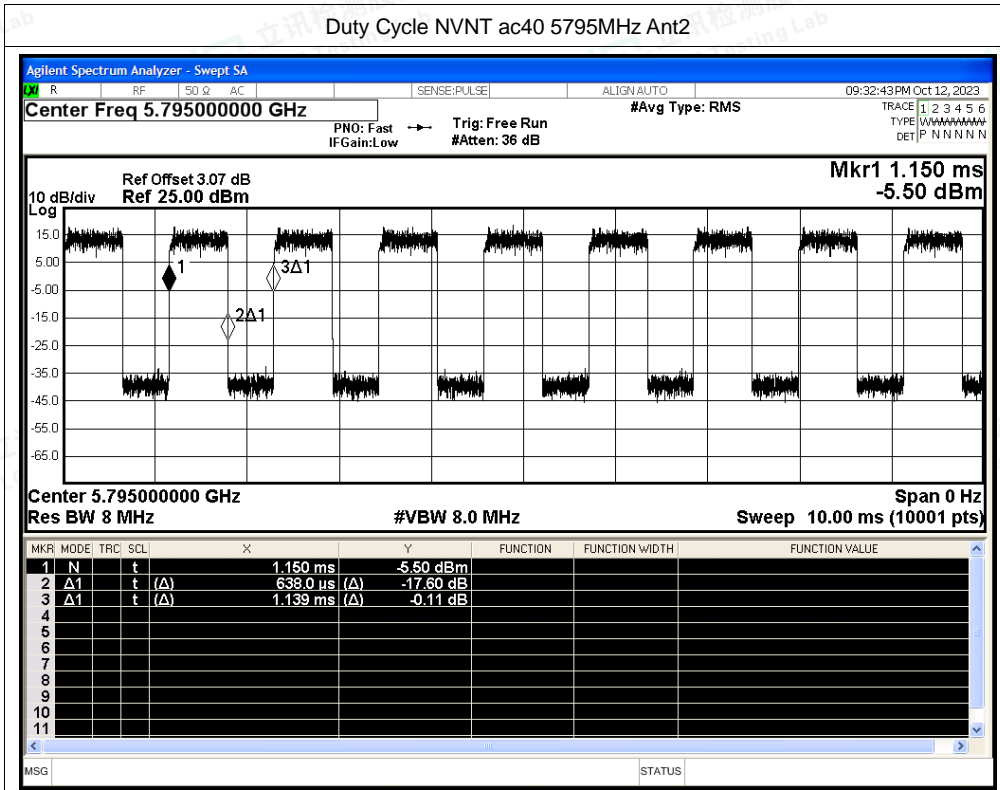


Duty Cycle NVNT ac40 5755MHz Ant2





Duty Cycle NVNT ac40 5795MHz Ant2



Duty Cycle NVNT ac80 5775MHz Ant2

