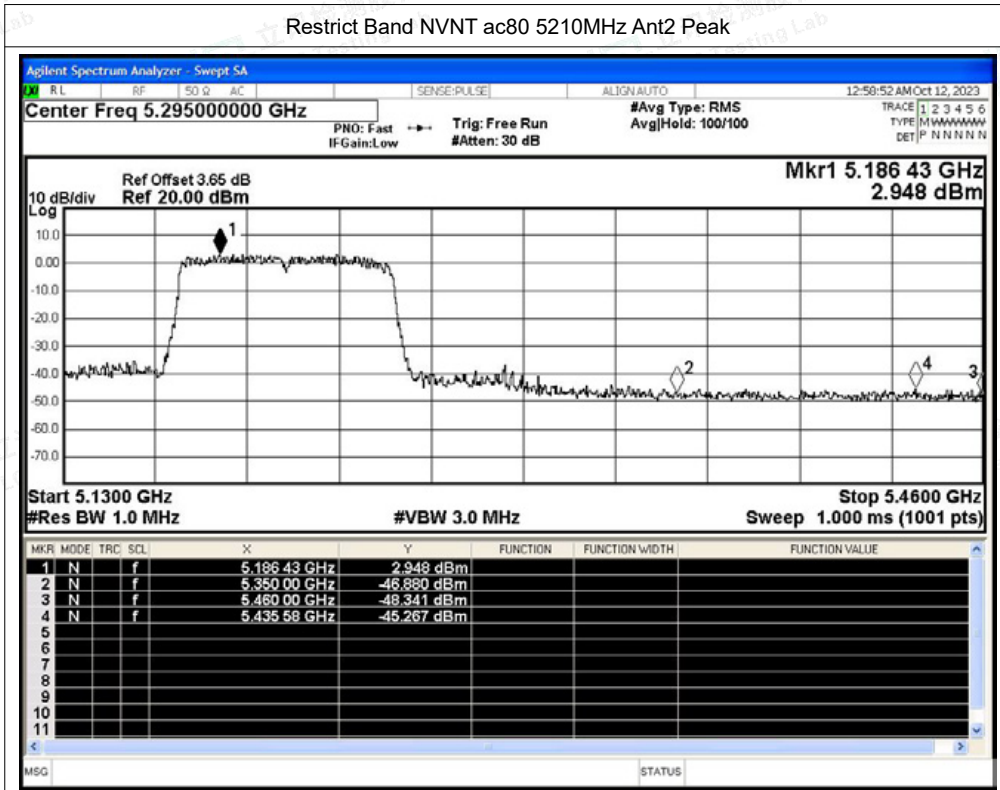
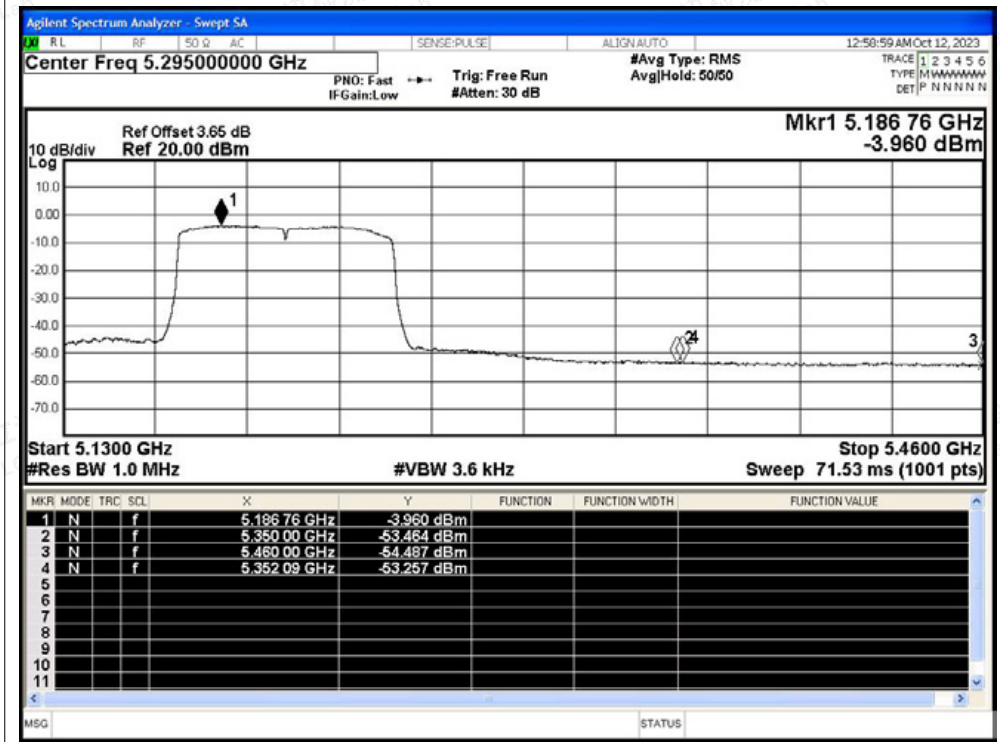




Restrict Band NVNT ac80 5210MHz Ant2 Peak

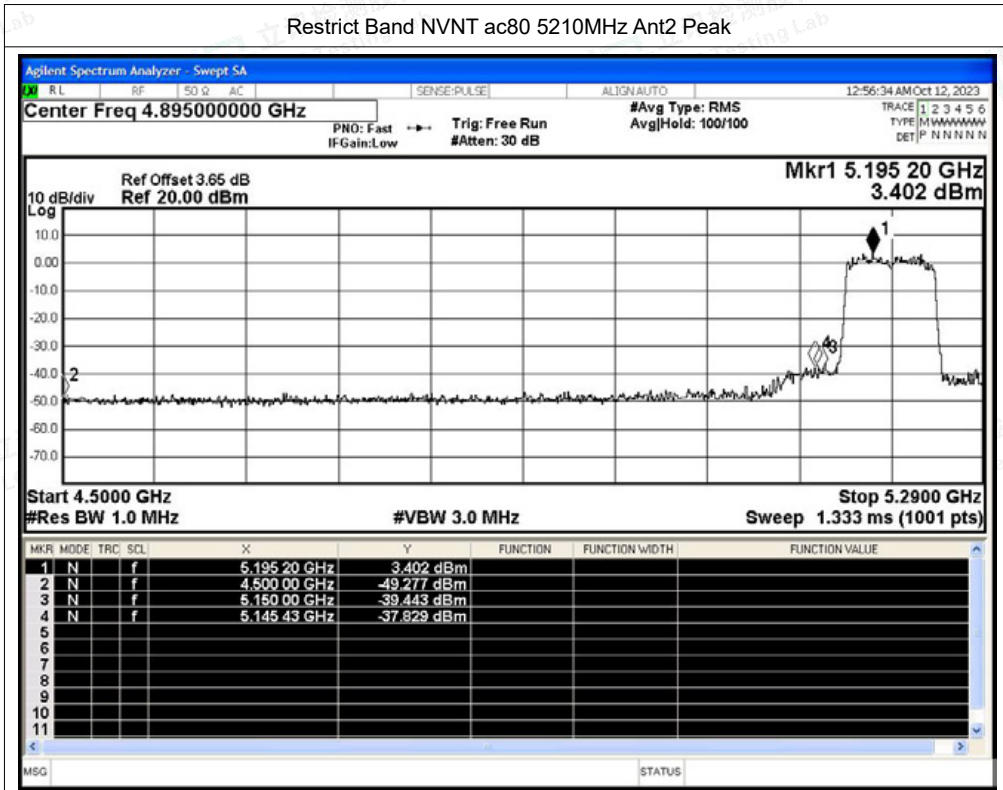


Restrict Band NVNT ac80 5210MHz Ant2 Average

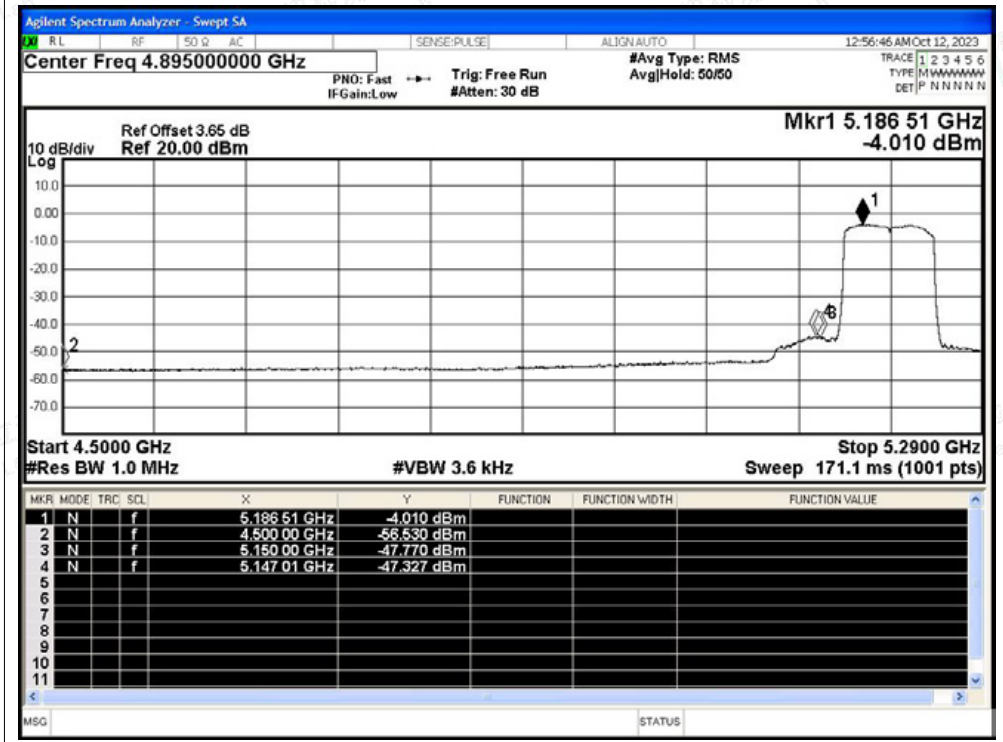




Restrict Band NVNT ac80 5210MHz Ant2 Peak



Restrict Band NVNT ac80 5210MHz Ant2 Average





MIMO

Condition	Mode	Frequency (MHz)	ANT1 Power (dBm)	ANT2 Power (dBm)	Gain (dBi)	Total E (dBuV/m)	Detector	Limit (dBuV/m)	Verdict
NVNT	n20	5180	-49.87	-50.6	4.05	52.07	Peak	68.2	Pass
NVNT	n20	5180	-57.12	-57.16	4.05	45.15	Average	54	Pass
NVNT	n20	5180	-43.6	-43.84	4.05	58.57	Peak	68.2	Pass
NVNT	n20	5180	-52.07	-51.37	4.05	50.58	Average	54	Pass
NVNT	n20	5180	-43.83	-42.32	4.05	59.28	Peak	68.2	Pass
NVNT	n20	5180	-51.91	-50.9	4.05	50.91	Average	54	Pass
NVNT	n20	5240	-48.49	-44.88	4.05	55.97	Peak	68.2	Pass
NVNT	n20	5240	-55.35	-52.5	4.05	48.60	Average	54	Pass
NVNT	n20	5240	-46.28	-43.53	4.05	57.60	Peak	68.2	Pass
NVNT	n20	5240	-55.23	-52.26	4.05	48.79	Average	54	Pass
NVNT	n20	5240	-50.85	-47.25	4.05	53.60	Peak	68.2	Pass
NVNT	n20	5240	-57.02	-56.2	4.05	45.70	Average	54	Pass
NVNT	n40	5190	-50.2	-50.37	4.05	52.01	Peak	68.2	Pass
NVNT	n40	5190	-56.69	-56.99	4.05	45.45	Average	54	Pass
NVNT	n40	5190	-41.43	-42.24	4.05	60.47	Peak	68.2	Pass
NVNT	n40	5190	-51.3	-49.86	4.05	51.77	Average	54	Pass
NVNT	n40	5190	-44.86	-42.82	4.05	58.57	Peak	68.2	Pass
NVNT	n40	5190	-51.3	-49.86	4.05	51.77	Average	54	Pass
NVNT	n40	5230	-47.1	-47.04	4.05	55.22	Peak	68.2	Pass
NVNT	n40	5230	-55.13	-52.62	4.05	48.59	Average	54	Pass
NVNT	n40	5230	-45.22	-44.7	4.05	57.34	Peak	68.2	Pass
NVNT	n40	5230	-54.69	-52.6	4.05	48.77	Average	54	Pass
NVNT	n40	5230	-50.26	-47.5	4.05	53.63	Peak	68.2	Pass
NVNT	n40	5230	-55.78	-54.7	4.05	47.08	Average	54	Pass
NVNT	ac20	5180	-48.91	-49.35	4.05	53.17	Peak	68.2	Pass
NVNT	ac20	5180	-56.87	-57.28	4.05	45.22	Average	54	Pass
NVNT	ac20	5180	-38.63	-39.32	4.05	63.33	Peak	68.2	Pass
NVNT	ac20	5180	-51.63	-49.95	4.05	51.58	Average	54	Pass
NVNT	ac20	5180	-44.41	-39.83	4.05	60.75	Peak	68.2	Pass
NVNT	ac20	5180	-51.4	-49.56	4.05	51.91	Average	54	Pass
NVNT	ac20	5240	-48.91	-46.71	4.05	54.62	Peak	68.2	Pass
NVNT	ac20	5240	-55.42	-53.26	4.05	48.08	Average	54	Pass
NVNT	ac20	5240	-45.35	-44.14	4.05	57.59	Peak	68.2	Pass
NVNT	ac20	5240	-55.05	-53.05	4.05	48.35	Average	54	Pass
NVNT	ac20	5240	-49.33	-48.35	4.05	53.48	Peak	68.2	Pass
NVNT	ac20	5240	-56.88	-56.18	4.05	45.77	Average	54	Pass



Shenzhen LCS Compliance Testing Laboratory Ltd.
 Add: 101, 201 Bldg A & 301 Bldg C, Juji Industrial Park Yabianxueziwei, Shajing Street, Baoan District, Shenzhen, 518000, China
 Tel: +(86) 0755-82591330 | E-mail: webmaster@lcs-cert.com | Web: www.lcs-cert.com
 Scan code to check authenticity



NVNT	ac40	5190	-49.89	-50.44	4.05	52.13	Peak	68.2	Pass
NVNT	ac40	5190	-56.75	-57.03	4.05	45.40	Average	54	Pass
NVNT	ac40	5190	-42.9	-32.03	4.05	67.59	Peak	68.2	Pass
NVNT	ac40	5190	-52.3	-46.57	4.05	53.74	Average	54	Pass
NVNT	ac40	5190	-41.47	-37.1	4.05	63.53	Peak	68.2	Pass
NVNT	ac40	5190	-52.3	-46.57	4.05	53.74	Average	54	Pass
NVNT	ac40	5230	-49.89	-46.8	4.05	54.21	Peak	68.2	Pass
NVNT	ac40	5230	-55.93	-52.25	4.05	48.58	Average	54	Pass
NVNT	ac40	5230	-46.16	-44.42	4.05	57.09	Peak	68.2	Pass
NVNT	ac40	5230	-55.81	-51.53	4.05	49.13	Average	54	Pass
NVNT	ac40	5230	-47.71	-48.48	4.05	54.21	Peak	68.2	Pass
NVNT	ac40	5230	-56.32	-54.36	4.05	47.06	Average	54	Pass
NVNT	ac80	5210	-46.67	-46.88	4.05	55.52	Peak	68.2	Pass
NVNT	ac80	5210	-53.44	-53.46	4.05	48.84	Average	54	Pass
NVNT	ac80	5210	-38.14	-45.27	4.05	61.91	Peak	68.2	Pass
NVNT	ac80	5210	-53.25	-53.26	4.05	49.04	Average	54	Pass
NVNT	ac80	5210	-48.68	-48.34	4.05	53.78	Peak	68.2	Pass
NVNT	ac80	5210	-55.35	-54.49	4.05	47.39	Average	54	Pass
NVNT	ac80	5210	-50.9	-49.28	4.05	52.28	Peak	68.2	Pass
NVNT	ac80	5210	-56.74	-56.53	4.05	45.66	Average	54	Pass
NVNT	ac80	5210	-39.71	-37.83	4.05	63.62	Peak	68.2	Pass
NVNT	ac80	5210	-49.99	-47.77	4.05	53.55	Average	54	Pass
NVNT	ac80	5210	-41.85	-39.44	4.05	61.81	Peak	68.2	Pass
NVNT	ac80	5210	-50.68	-47.33	4.05	53.60	Average	54	Pass



Shenzhen LCS Compliance Testing Laboratory Ltd.
 Add: 101, 201 Bldg A & 301 Bldg C, Juji Industrial Park Yabianxueziwei, Shajing Street, Baoan District, Shenzhen, 518000, China
 Tel: +(86) 0755-82591330 | E-mail: webmaster@lcs-cert.com | Web: www.lcs-cert.com
 Scan code to check authenticity



D.5 Frequency Stability

Condition	Mode	Frequency (MHz)	Antenna	Measured Frequency (MHz)	Frequency Error (Hz)	Deviation (ppm)	Limit (ppm)	Verdict
NVNT	ac20	5180	Ant1	5179.98	-20000	-3.86	25	Pass
NVNT	ac20	5200	Ant1	5199.96	-40000	-7.69	25	Pass
NVNT	ac20	5240	Ant1	5239.96	-40000	-7.63	25	Pass
NVNT	ac40	5190	Ant1	5189.92	-80000	-15.41	25	Pass
NVNT	ac40	5230	Ant1	5229.92	-80000	-15.3	25	Pass
NVNT	ac80	5210	Ant1	5209.92	-80000	-15.36	25	Pass

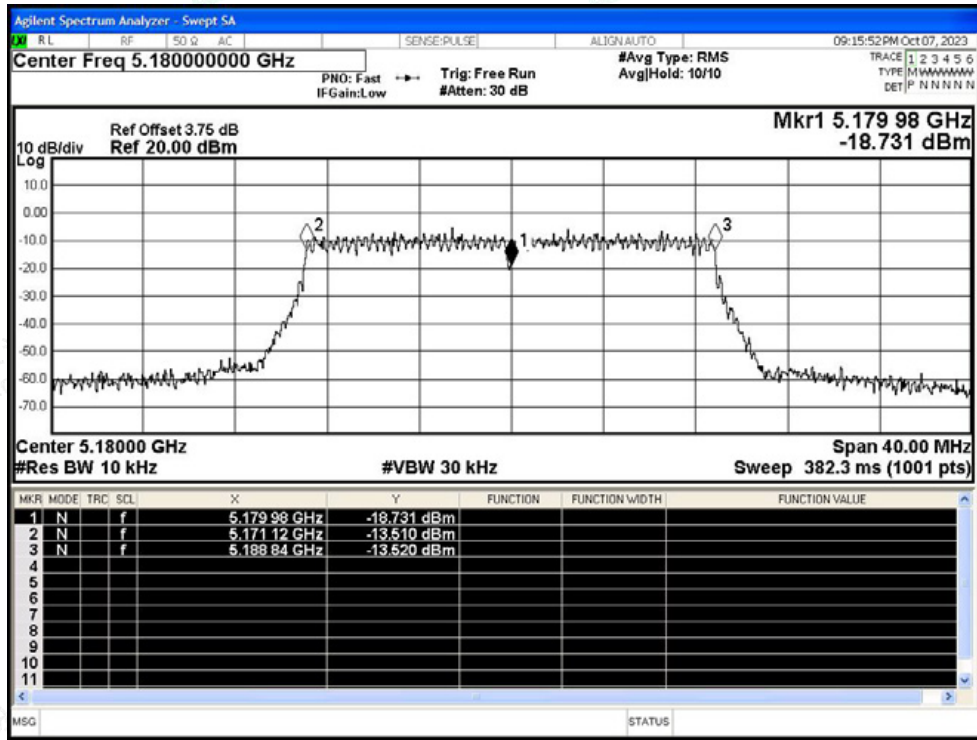


Shenzhen LCS Compliance Testing Laboratory Ltd.
Add: 101, 201 Bldg A & 301 Bldg C, Juji Industrial Park Yabianxueziwei, Shajing Street, Baoan District, Shenzhen, 518000, China
Tel: +(86) 0755-82591330 | E-mail: webmaster@lcs-cert.com | Web: www.lcs-cert.com
Scan code to check authenticity

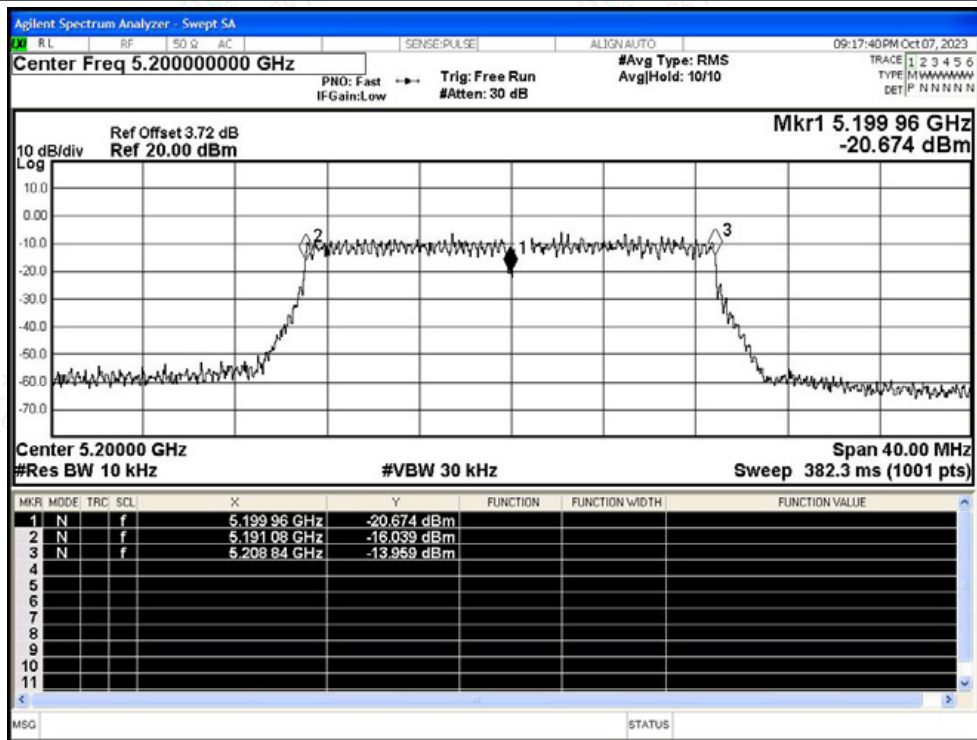


Test Graphs

Freq. Stability NVNT ac20 5180MHz Ant1

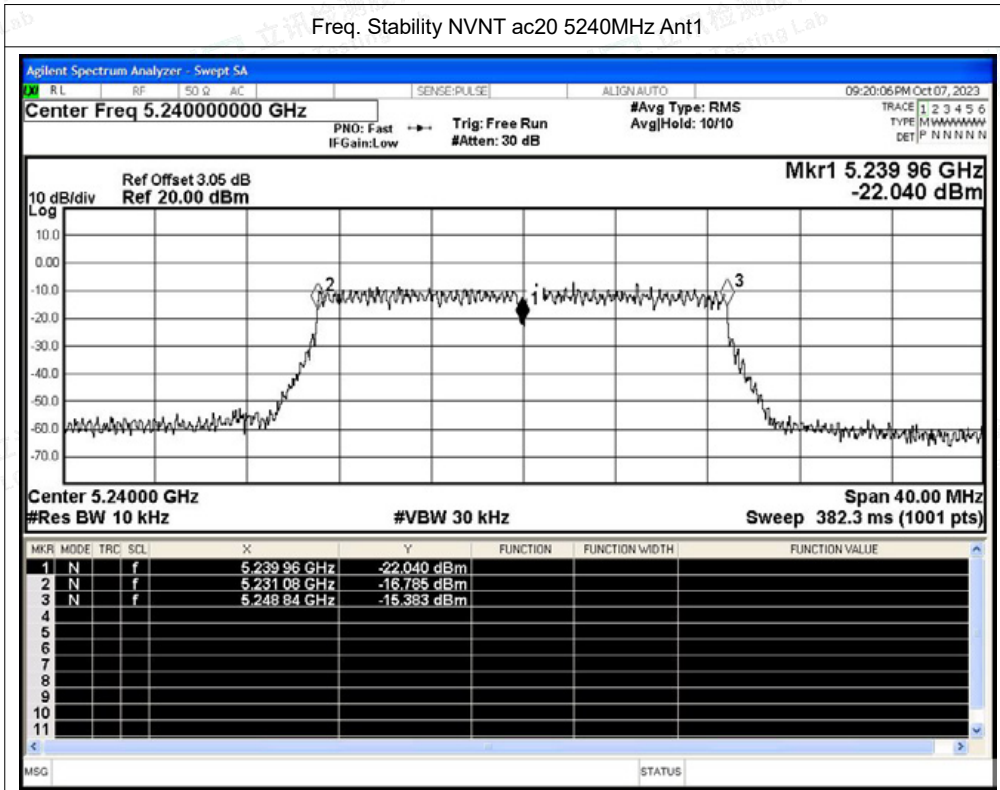


Freq. Stability NVNT ac20 5200MHz Ant1

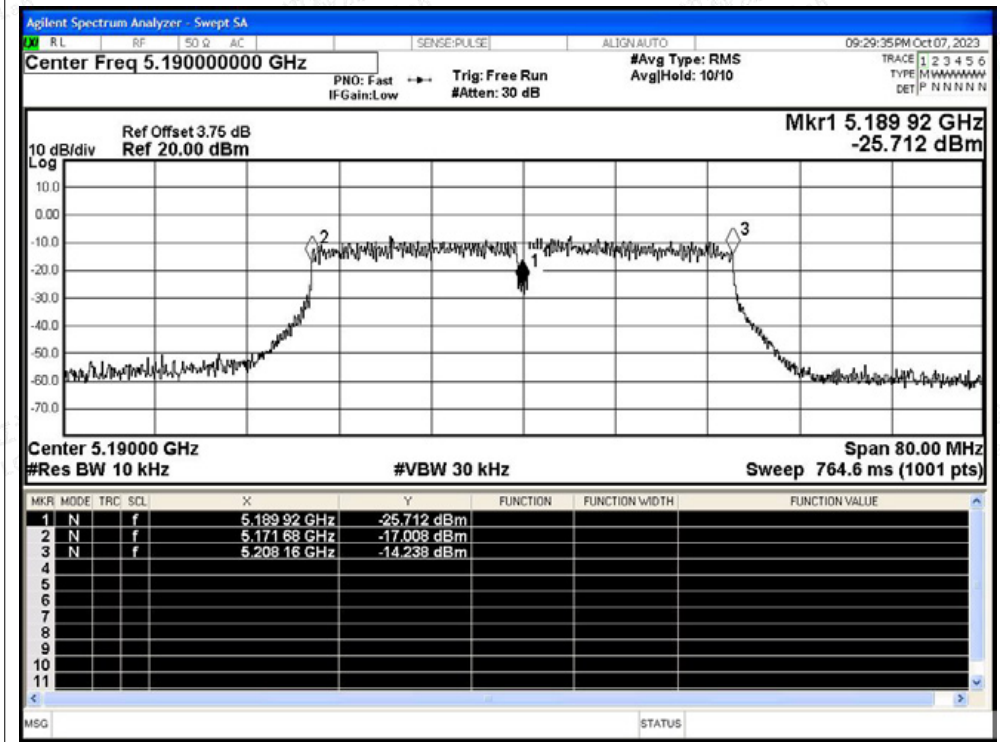




Freq. Stability NVNT ac20 5240MHz Ant1

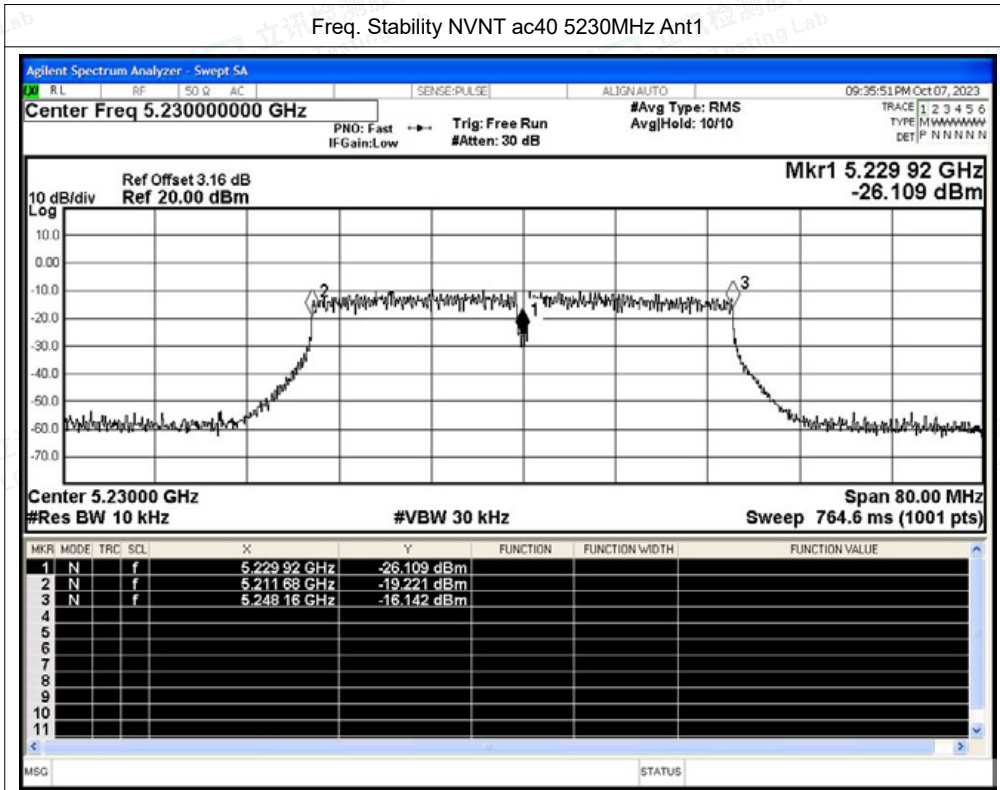


Freq. Stability NVNT ac40 5190MHz Ant1

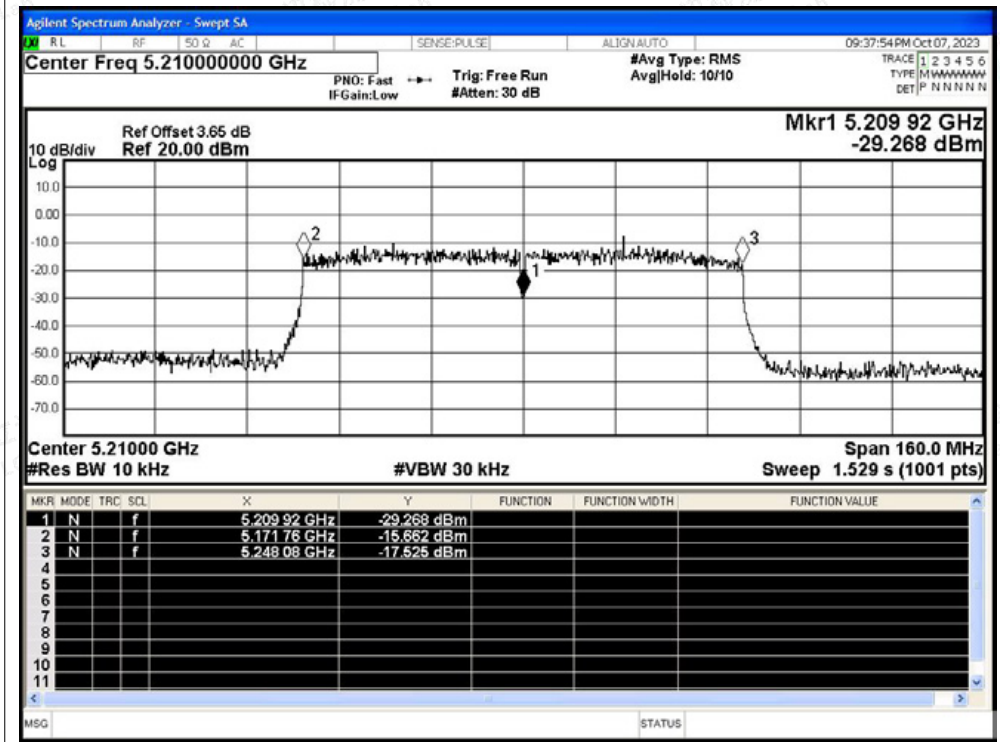




Freq. Stability NVNT ac40 5230MHz Ant1



Freq. Stability NVNT ac80 5210MHz Ant1





Condition	Mode	Frequency (MHz)	Antenna	Measured Frequency (MHz)	Frequency Error (Hz)	Deviation (ppm)	Limit (ppm)	Verdict
NVNT	ac20	5180	Ant2	5179.98	-20000	-3.86	25	Pass
NVNT	ac20	5200	Ant2	5200	0	0	25	Pass
NVNT	ac20	5240	Ant2	5239.94	-60000	-11.45	25	Pass
NVNT	ac40	5190	Ant2	5189.96	-40000	-7.71	25	Pass
NVNT	ac40	5230	Ant2	5229.92	-80000	-15.3	25	Pass
NVNT	ac80	5210	Ant2	5209.92	-80000	-15.36	25	Pass

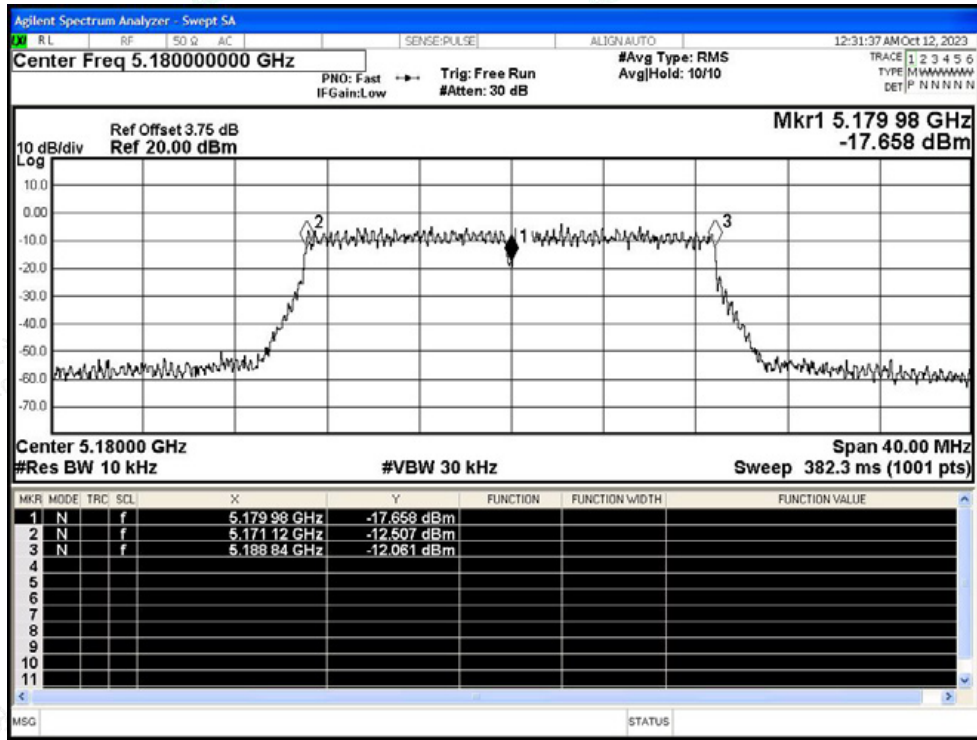


Shenzhen LCS Compliance Testing Laboratory Ltd.
Add: 101, 201 Bldg A & 301 Bldg C, Juji Industrial Park Yabianxueziwei, Shajing Street, Baoan District, Shenzhen, 518000, China
Tel: +(86) 0755-82591330 | E-mail: webmaster@lcs-cert.com | Web: www.lcs-cert.com
Scan code to check authenticity

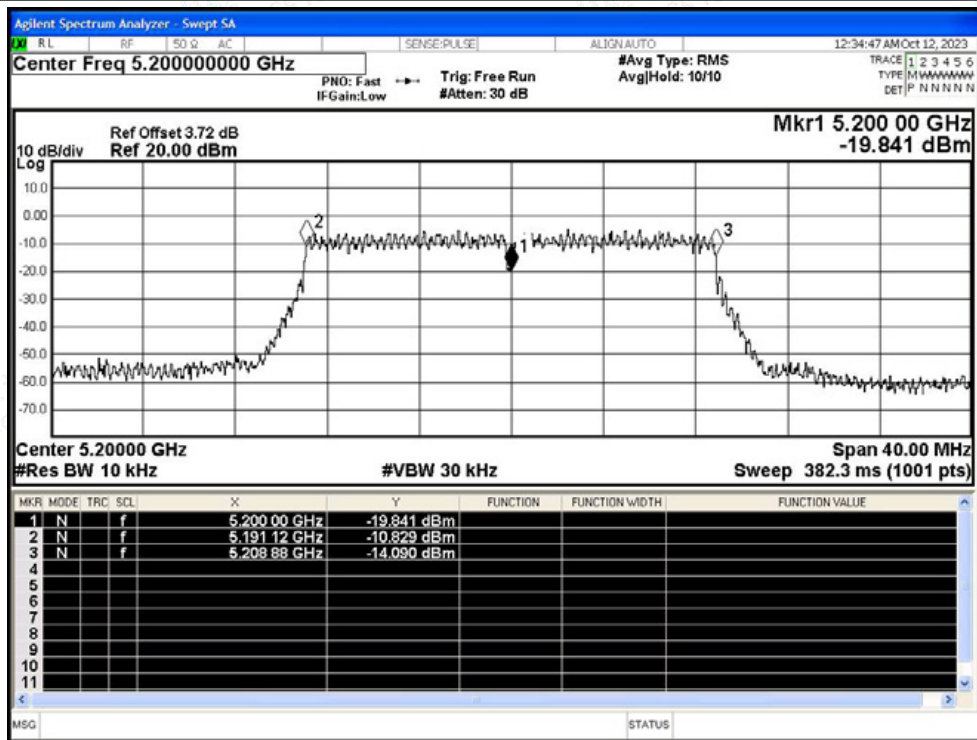


Test Graphs

Freq. Stability NVNT ac20 5180MHz Ant2

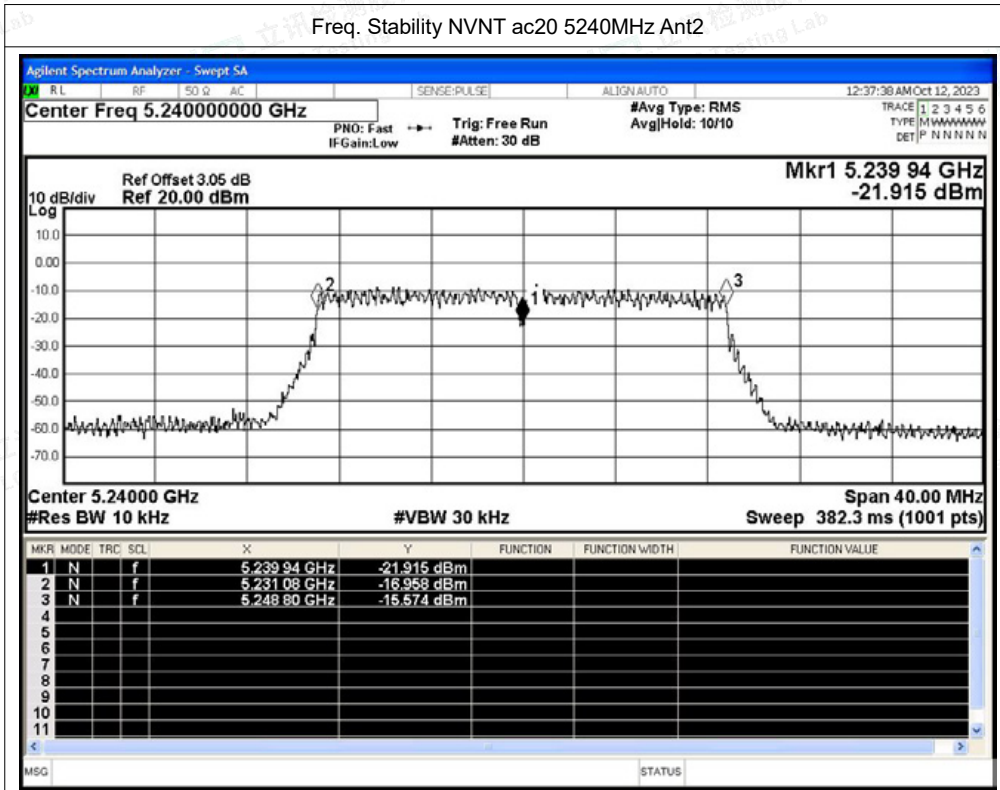


Freq. Stability NVNT ac20 5200MHz Ant2

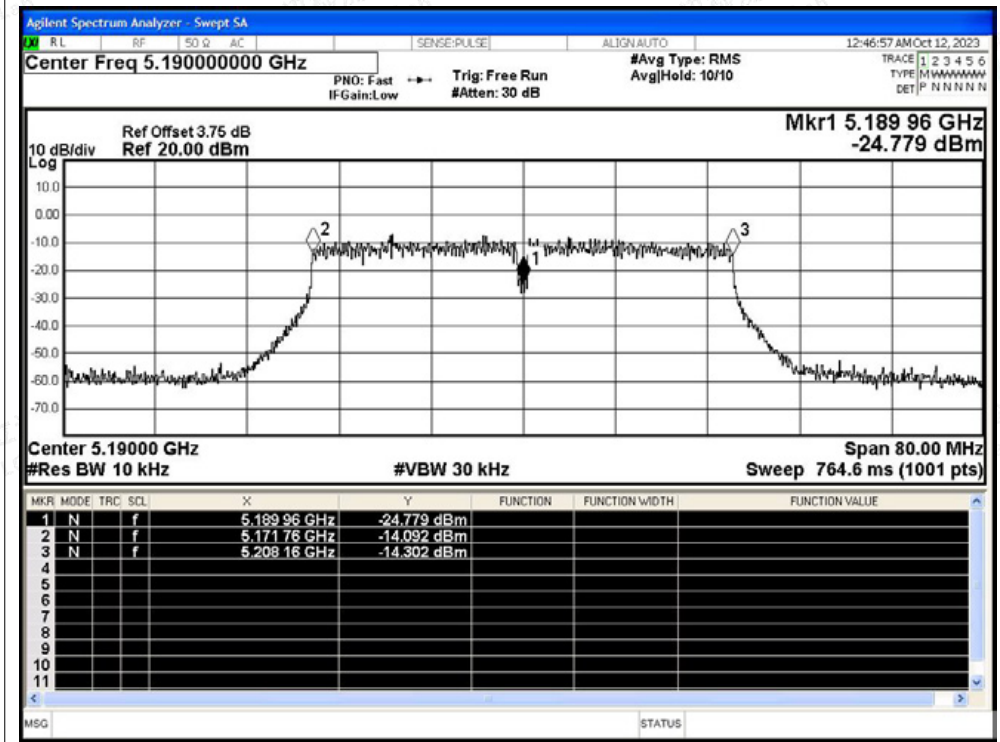




Freq. Stability NVNT ac20 5240MHz Ant2

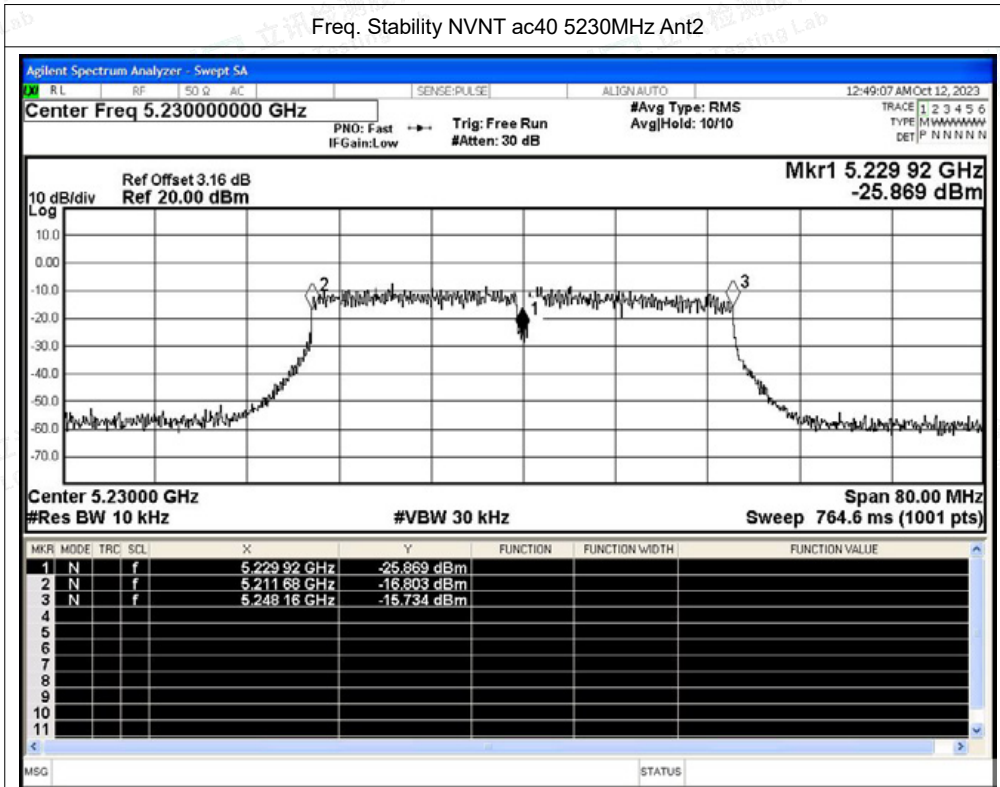


Freq. Stability NVNT ac40 5190MHz Ant2

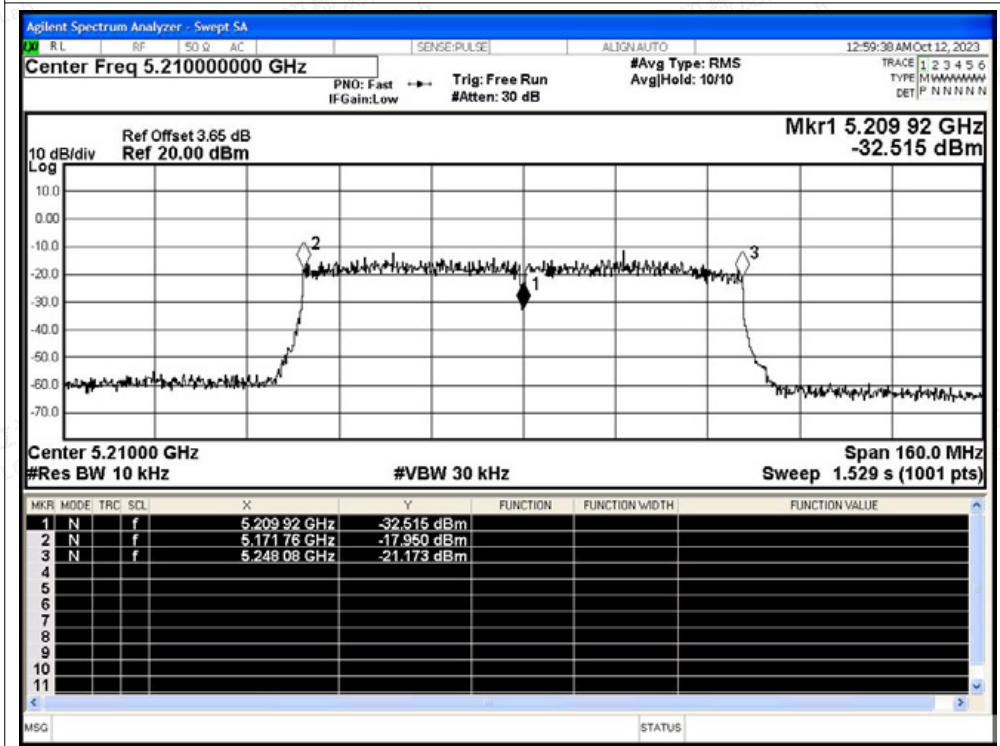




Freq. Stability NVNT ac40 5230MHz Ant2



Freq. Stability NVNT ac80 5210MHz Ant2





D.6 Duty Cycle

Condition	Mode	Frequency (MHz)	Antenna	Duty Cycle (%)	Correction Factor (dB)	1/T (kHz)
NVNT	a	5180	Ant1	73.11	1.36	0.73
NVNT	a	5200	Ant1	73.11	1.36	0.73
NVNT	a	5240	Ant1	73.11	1.36	0.73
NVNT	n20	5180	Ant1	71.77	1.44	0.78
NVNT	n20	5200	Ant1	71.77	1.44	0.78
NVNT	n20	5240	Ant1	71.72	1.44	0.79
NVNT	n40	5190	Ant1	55.77	2.54	1.58
NVNT	n40	5230	Ant1	55.77	2.54	1.58
NVNT	ac20	5180	Ant1	71.87	1.43	0.78
NVNT	ac20	5200	Ant1	71.84	1.44	0.78
NVNT	ac20	5240	Ant1	71.84	1.44	0.78
NVNT	ac40	5190	Ant1	56.01	2.52	1.57
NVNT	ac40	5230	Ant1	55.93	2.52	1.57
NVNT	ac80	5210	Ant1	38.71	4.12	3.15

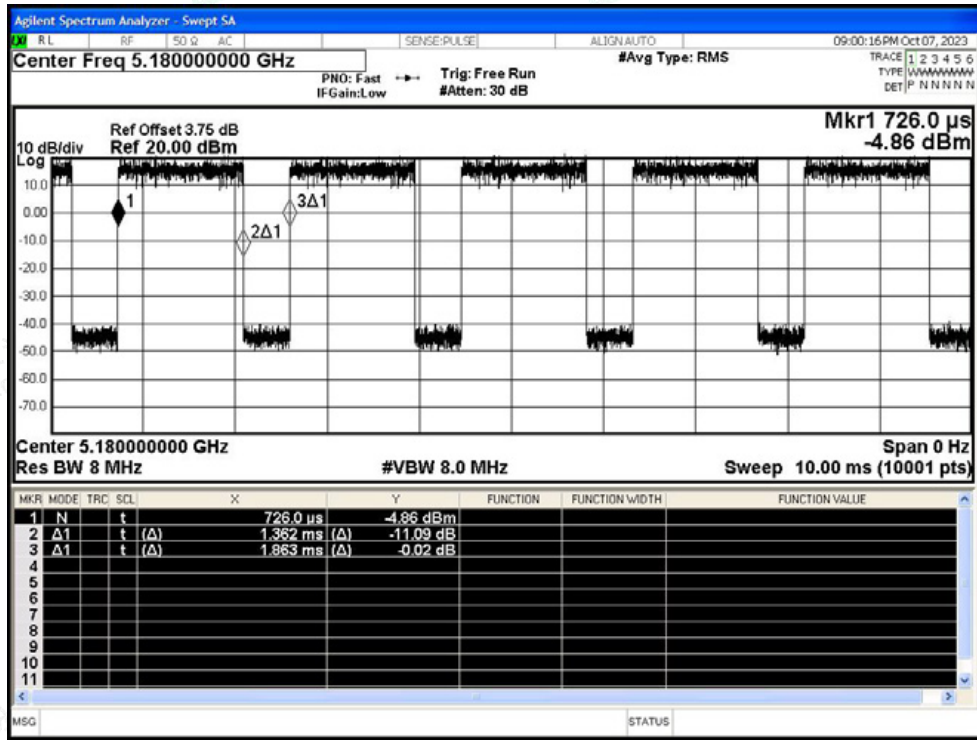


Shenzhen LCS Compliance Testing Laboratory Ltd.
 Add: 101, 201 Bldg A & 301 Bldg C, Juji Industrial Park Yabianxueziwei, Shajing Street, Baoan District, Shenzhen, 518000, China
 Tel: +(86) 0755-82591330 | E-mail: webmaster@lcs-cert.com | Web: www.lcs-cert.com
 Scan code to check authenticity

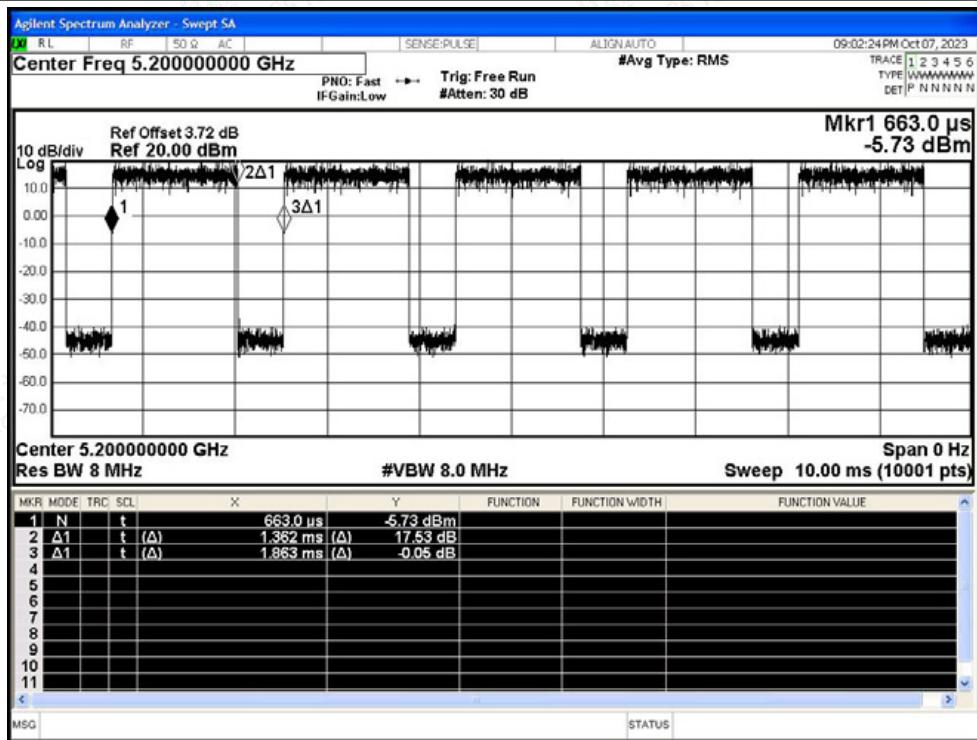


Test Graphs

Duty Cycle NVNT a 5180MHz Ant1

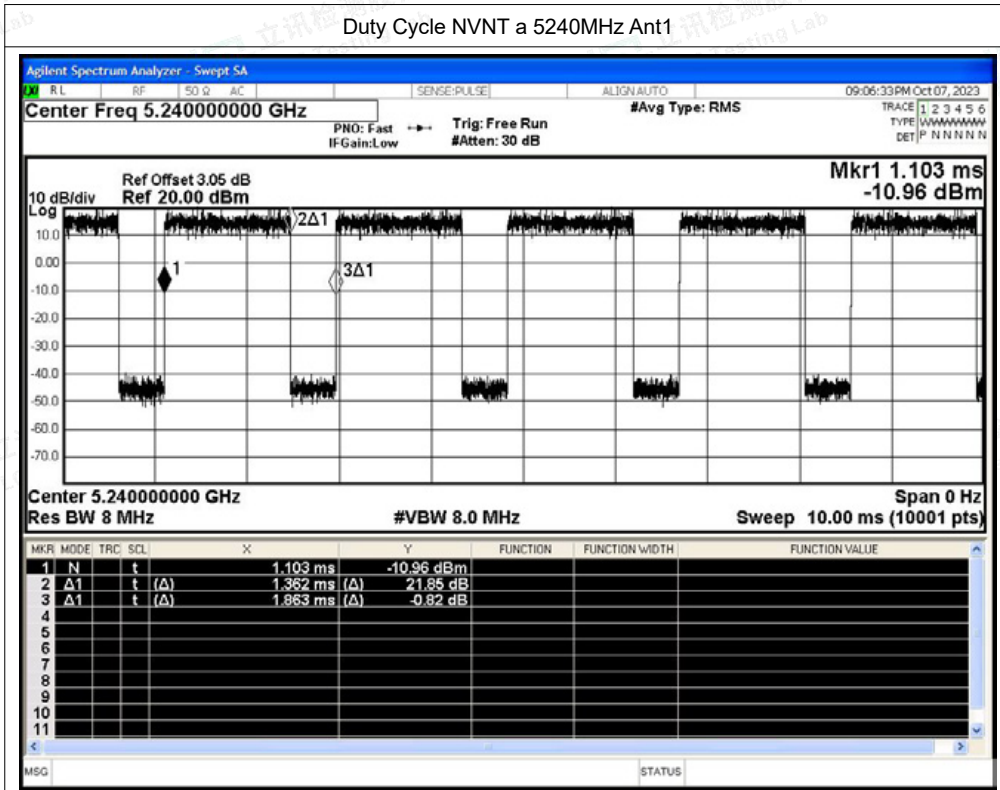


Duty Cycle NVNT a 5200MHz Ant1

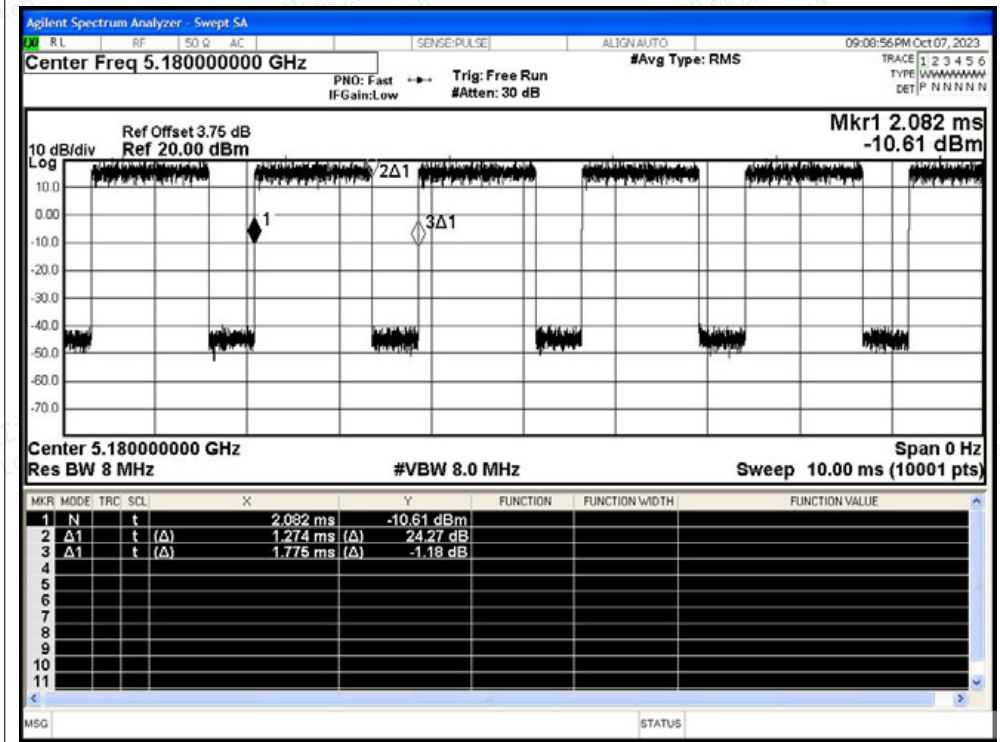




Duty Cycle NVNT a 5240MHz Ant1

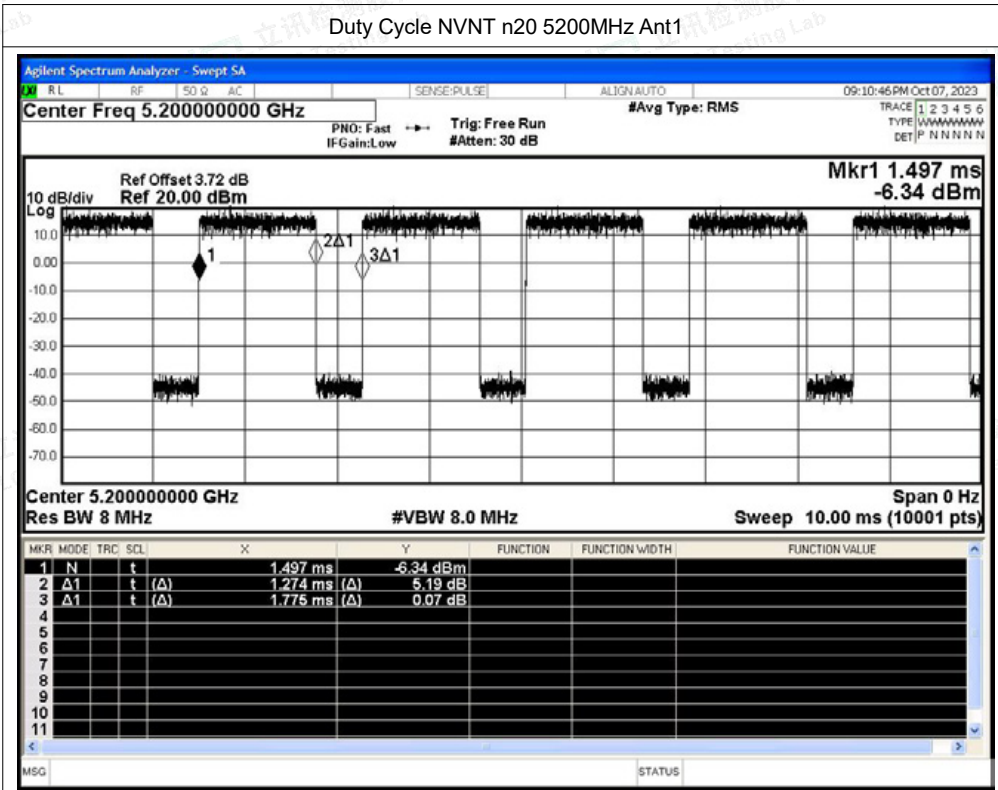


Duty Cycle NVNT n20 5180MHz Ant1

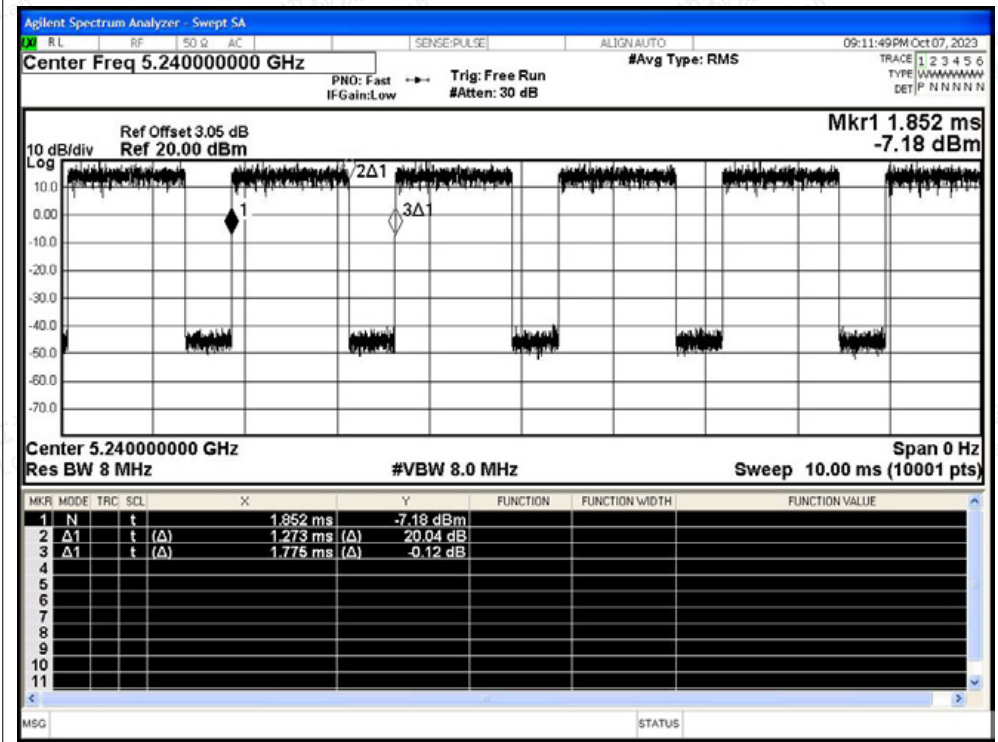




Duty Cycle NVNT n20 5200MHz Ant1

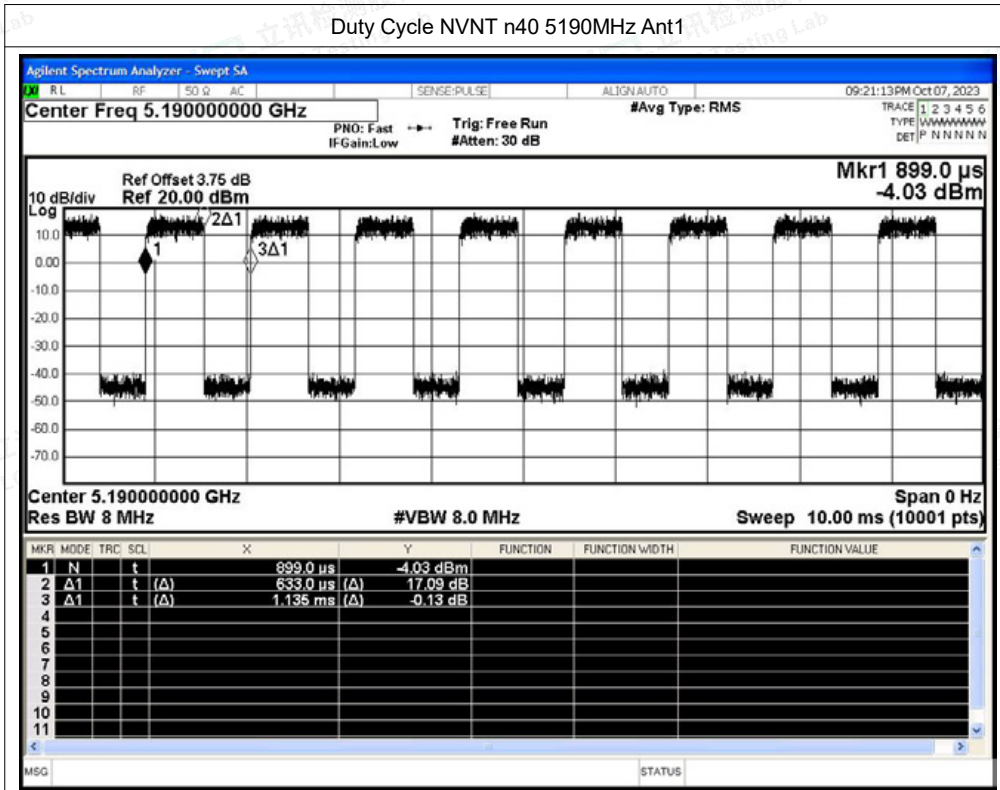


Duty Cycle NVNT n20 5240MHz Ant1

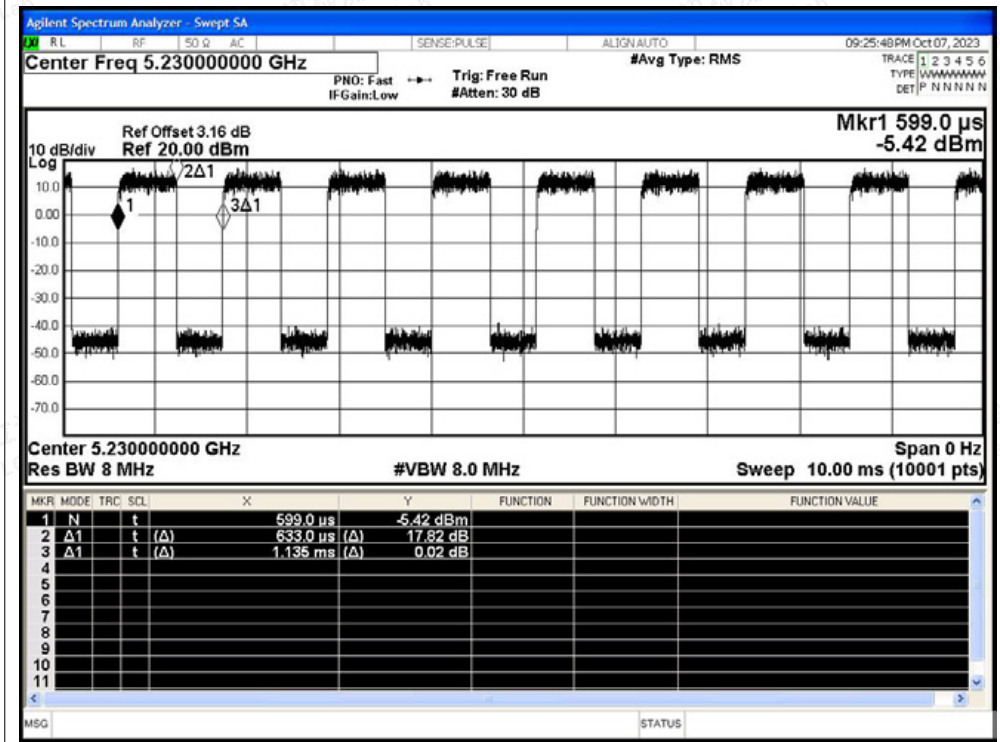




Duty Cycle NVNT n40 5190MHz Ant1

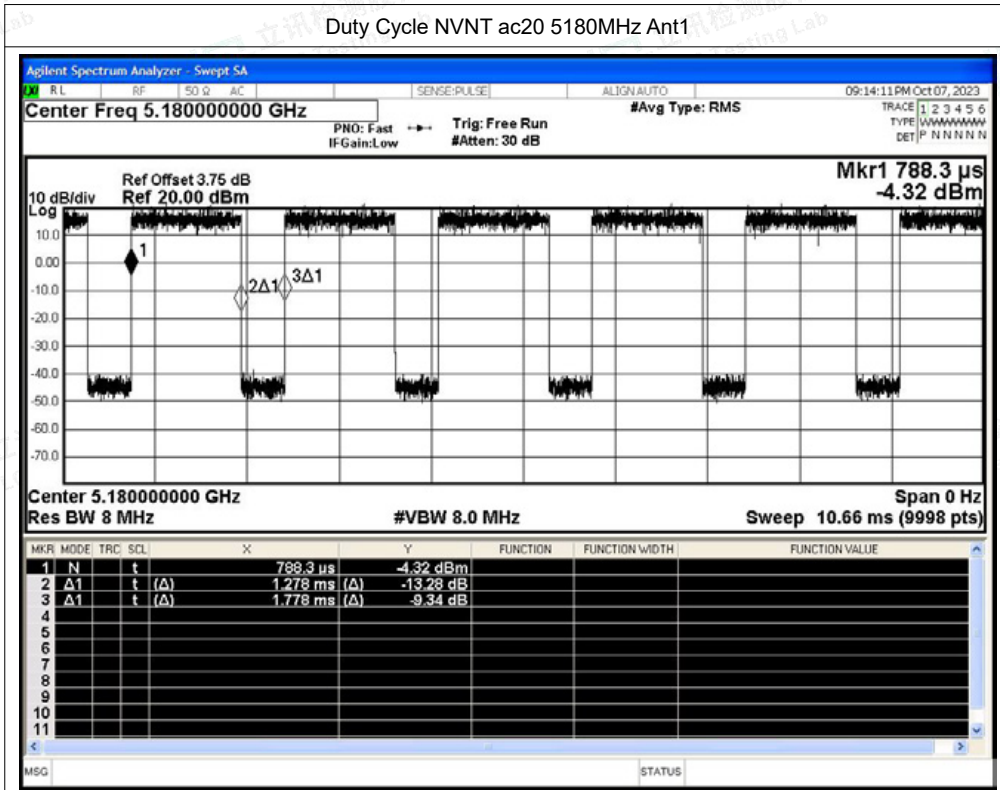


Duty Cycle NVNT n40 5230MHz Ant1

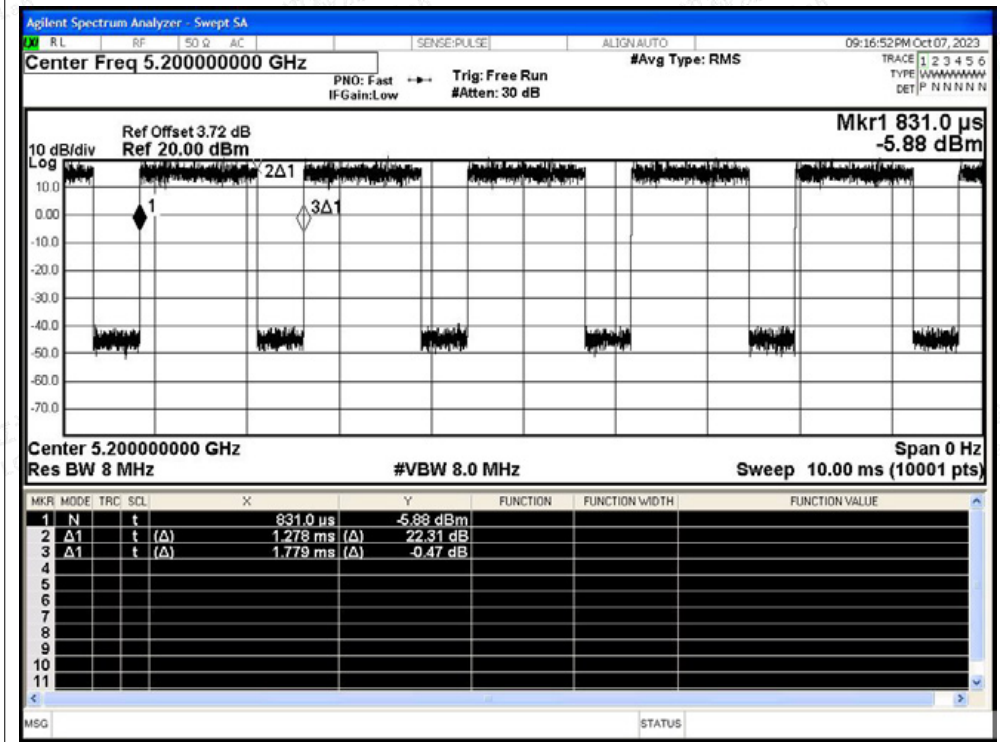




Duty Cycle NVNT ac20 5180MHz Ant1

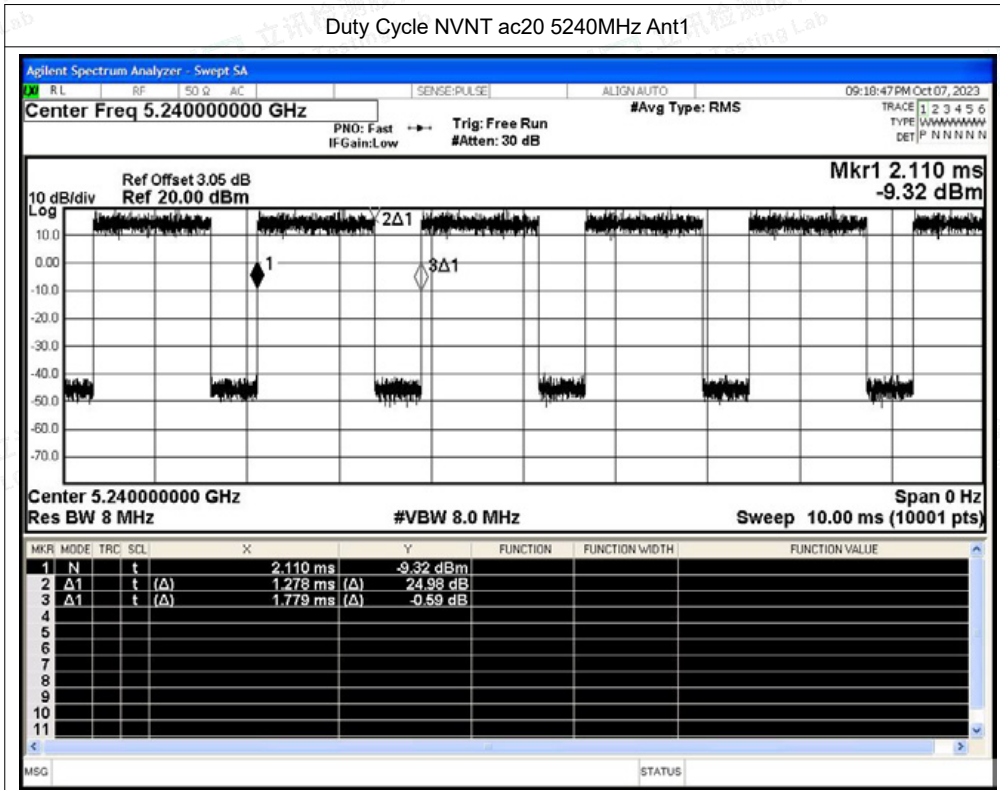


Duty Cycle NVNT ac20 5200MHz Ant1

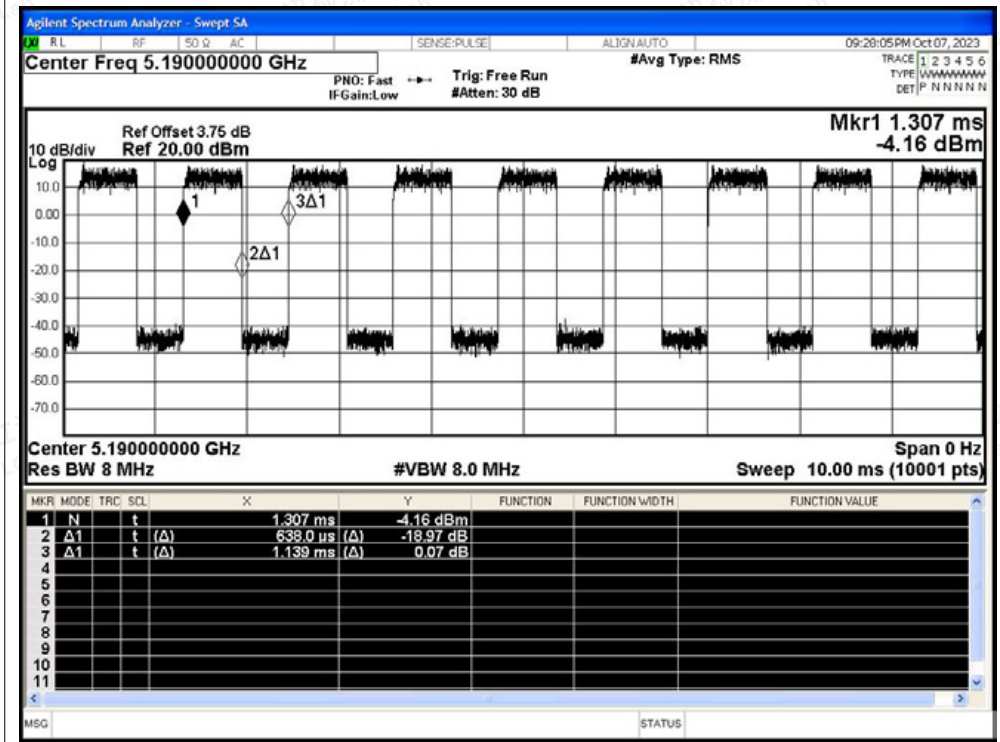




Duty Cycle NVNT ac20 5240MHz Ant1

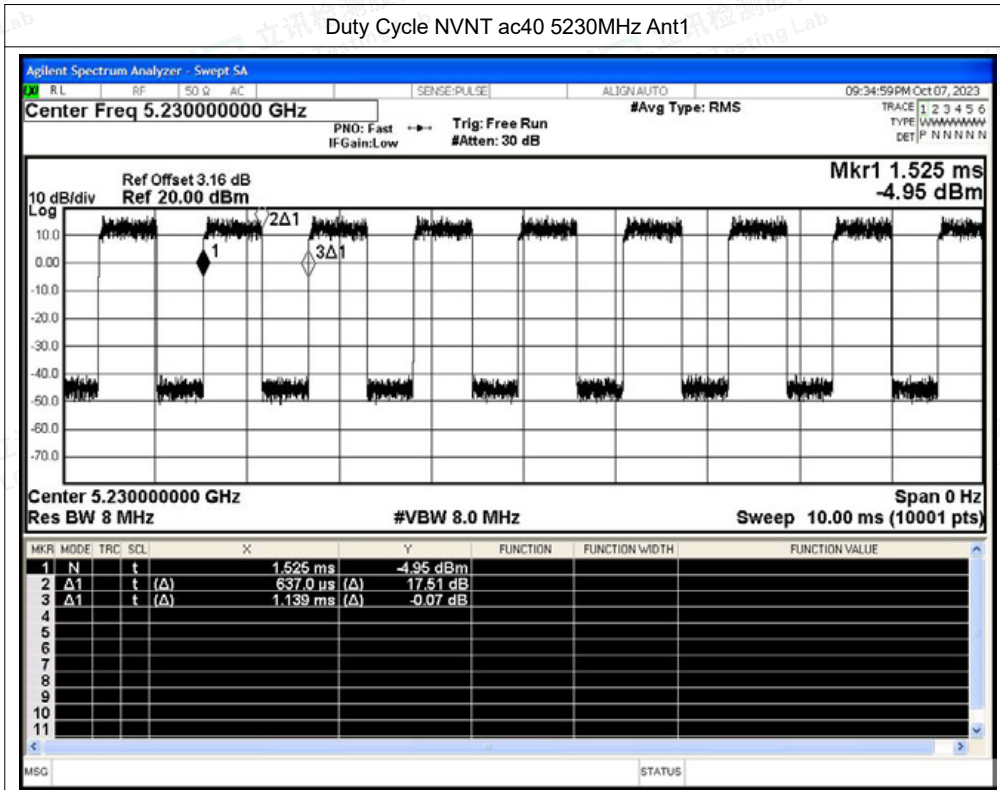


Duty Cycle NVNT ac40 5190MHz Ant1

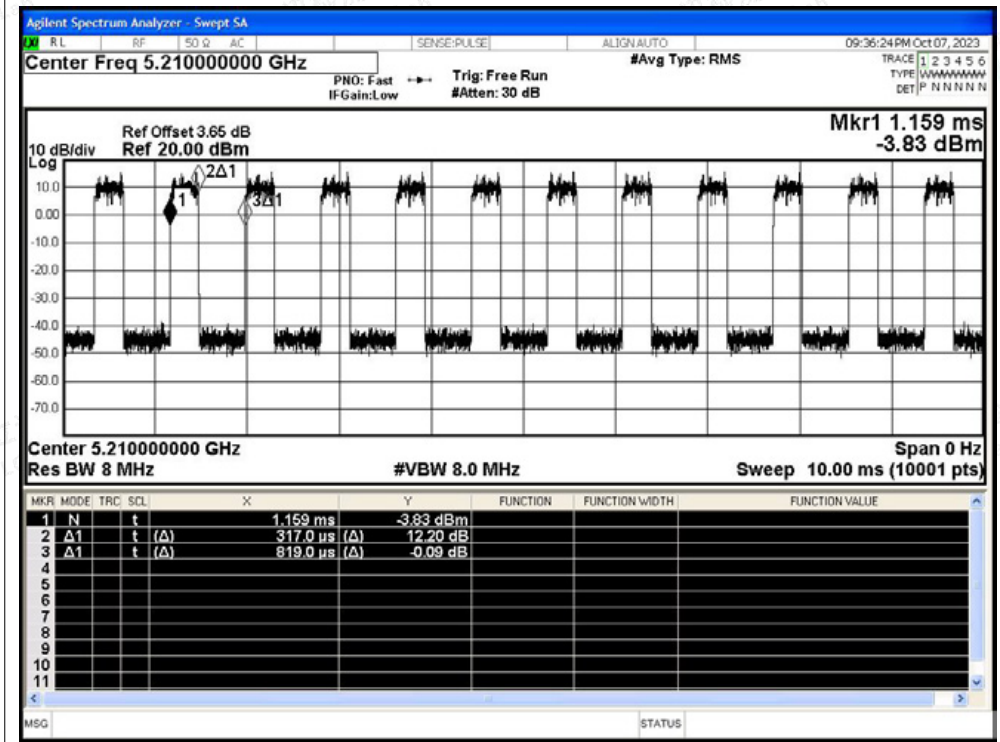




Duty Cycle NVNT ac40 5230MHz Ant1



Duty Cycle NVNT ac80 5210MHz Ant1





Condition	Mode	Frequency (MHz)	Antenna	Duty Cycle (%)	Correction Factor (dB)	1/T (kHz)
NVNT	a	5180	Ant2	73.11	1.36	0.73
NVNT	a	5200	Ant2	73.11	1.36	0.73
NVNT	a	5240	Ant2	73.11	1.36	0.73
NVNT	n20	5180	Ant2	71.77	1.44	0.78
NVNT	n20	5200	Ant2	71.77	1.44	0.78
NVNT	n20	5240	Ant2	71.77	1.44	0.78
NVNT	n40	5190	Ant2	55.86	2.53	1.58
NVNT	n40	5230	Ant2	55.86	2.53	1.58
NVNT	ac20	5180	Ant2	71.82	1.44	0.78
NVNT	ac20	5200	Ant2	71.84	1.44	0.78
NVNT	ac20	5240	Ant2	71.84	1.44	0.78
NVNT	ac40	5190	Ant2	56.01	2.52	1.57
NVNT	ac40	5230	Ant2	55.93	2.52	1.57
NVNT	ac80	5210	Ant2	38.83	4.11	3.14

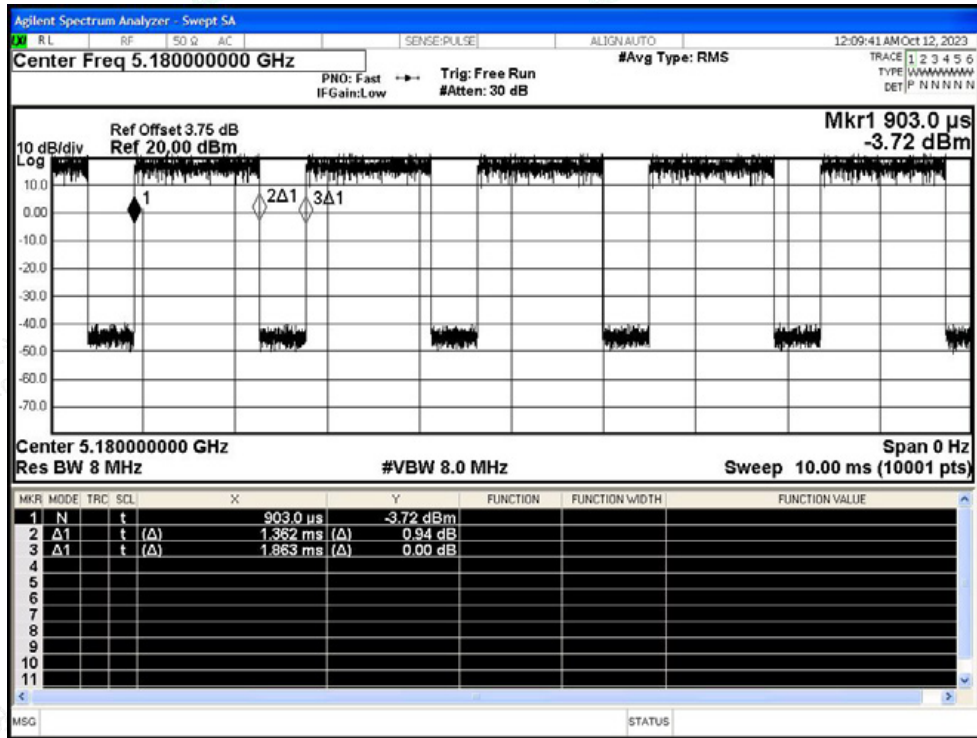


Shenzhen LCS Compliance Testing Laboratory Ltd.
 Add: 101, 201 Bldg A & 301 Bldg C, Juji Industrial Park Yabianxueziwei, Shajing Street, Baoan District, Shenzhen, 518000, China
 Tel: +(86) 0755-82591330 | E-mail: webmaster@lcs-cert.com | Web: www.lcs-cert.com
 Scan code to check authenticity

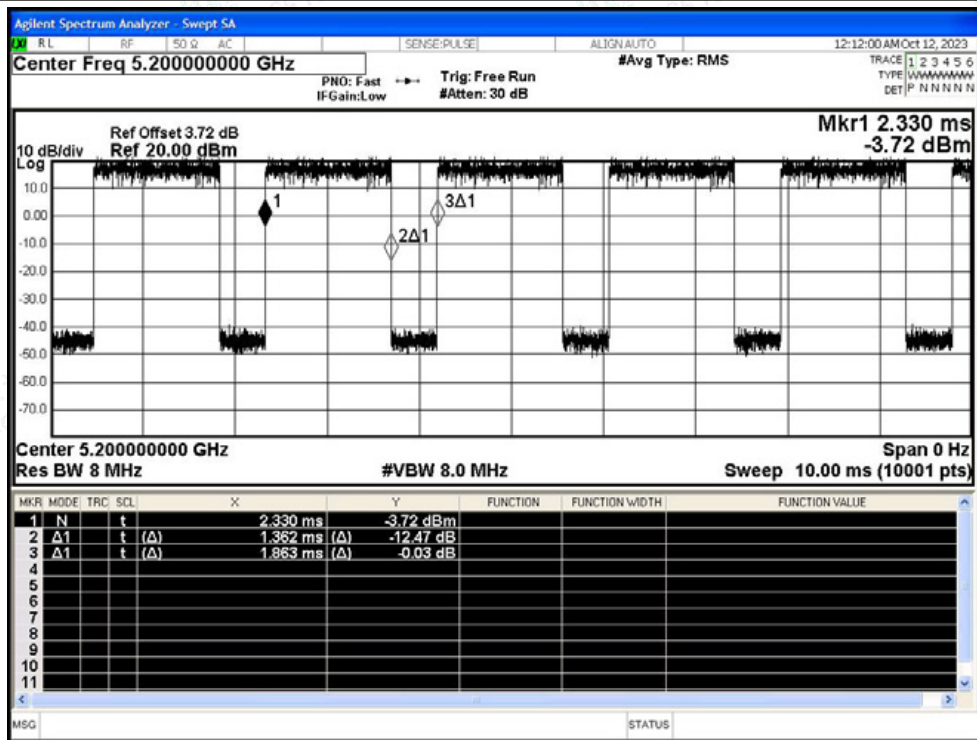


Test Graphs

Duty Cycle NVNT a 5180MHz Ant2

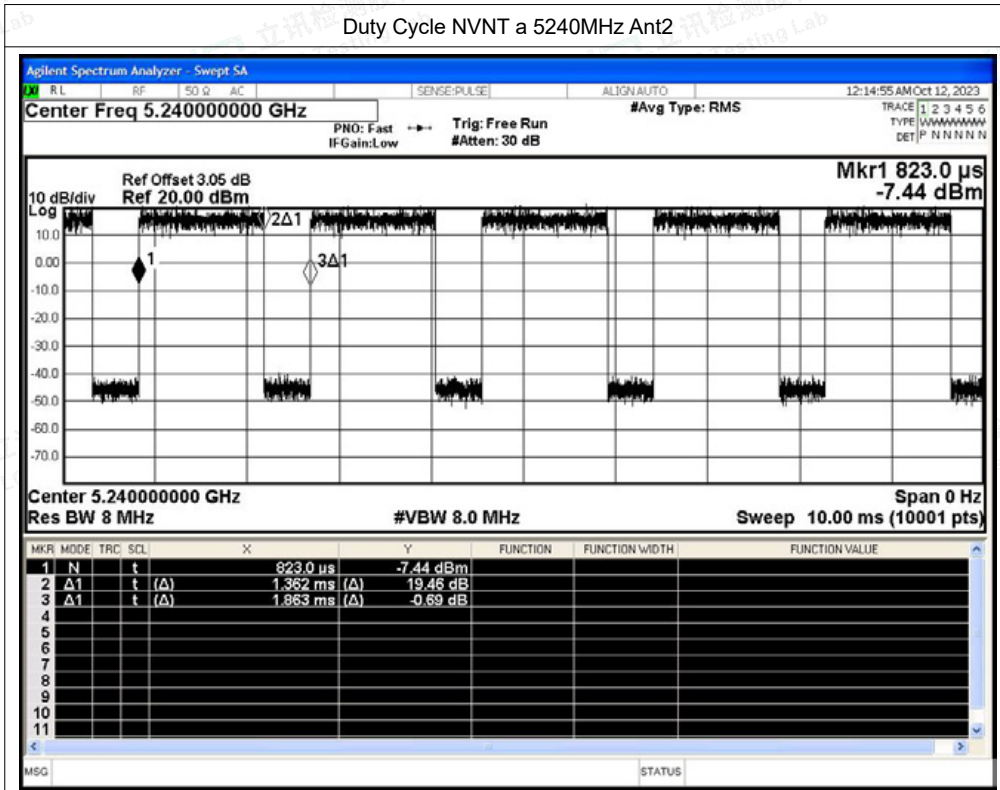


Duty Cycle NVNT a 5200MHz Ant2

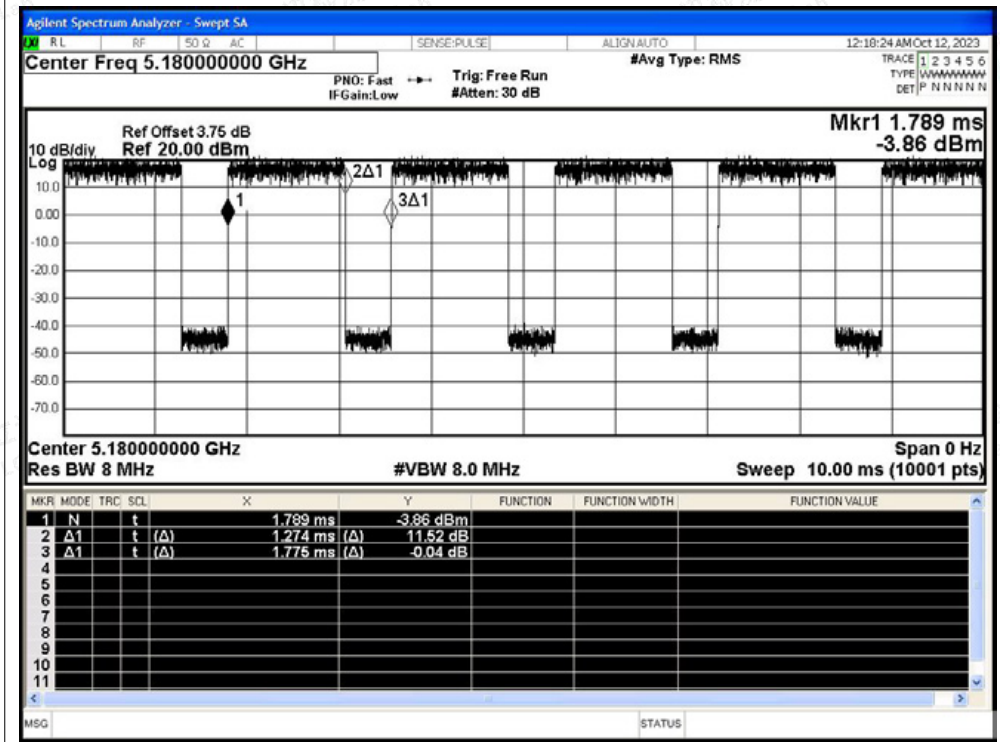




Duty Cycle NVNT a 5240MHz Ant2

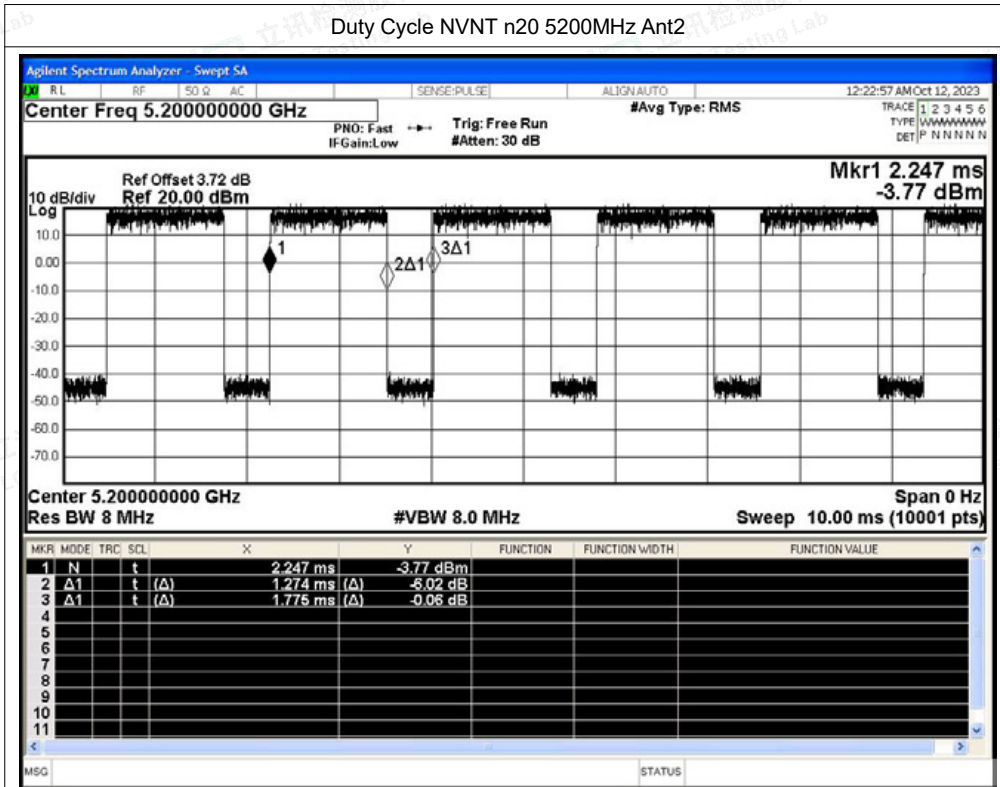


Duty Cycle NVNT n20 5180MHz Ant2

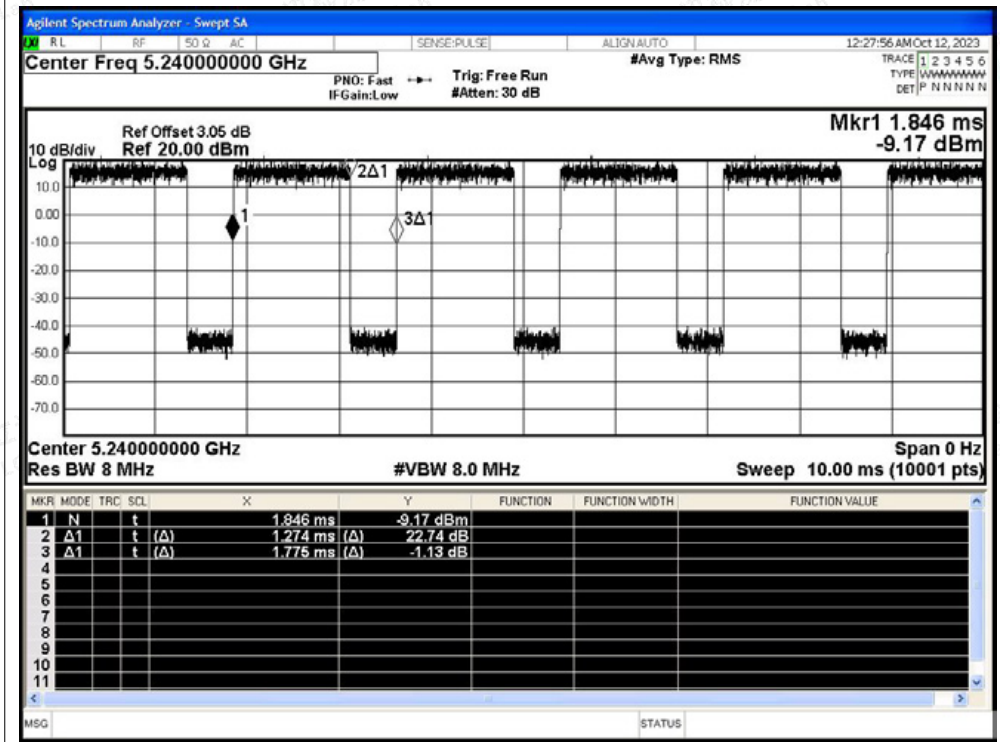




Duty Cycle NVNT n20 5200MHz Ant2

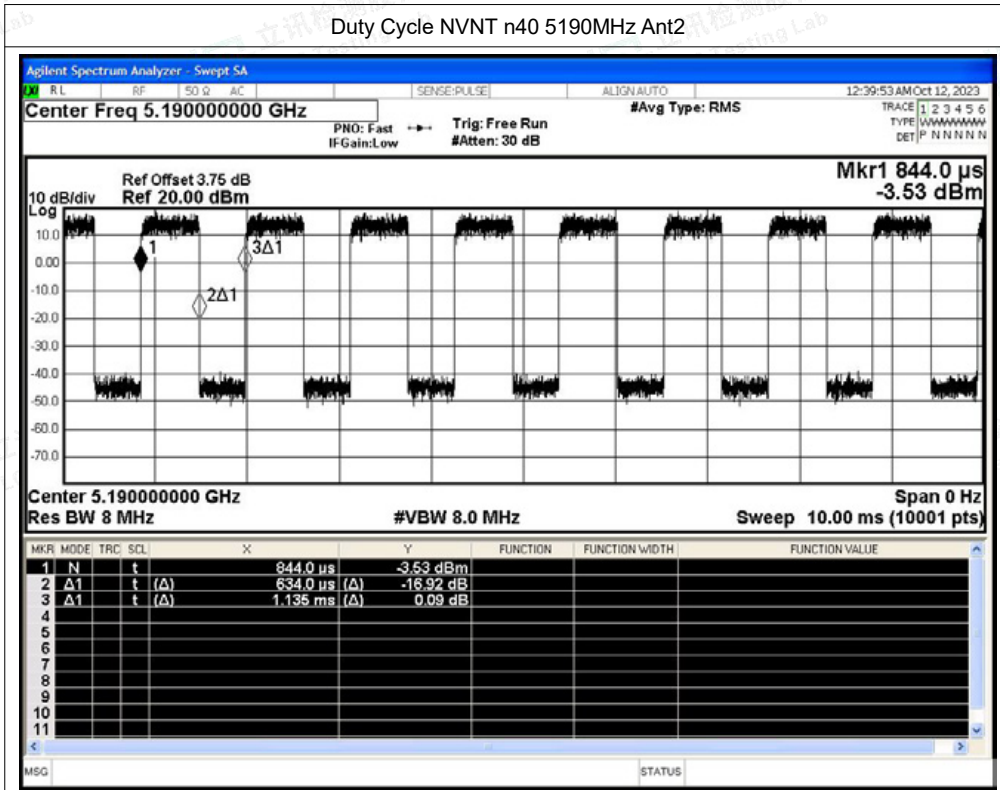


Duty Cycle NVNT n20 5240MHz Ant2

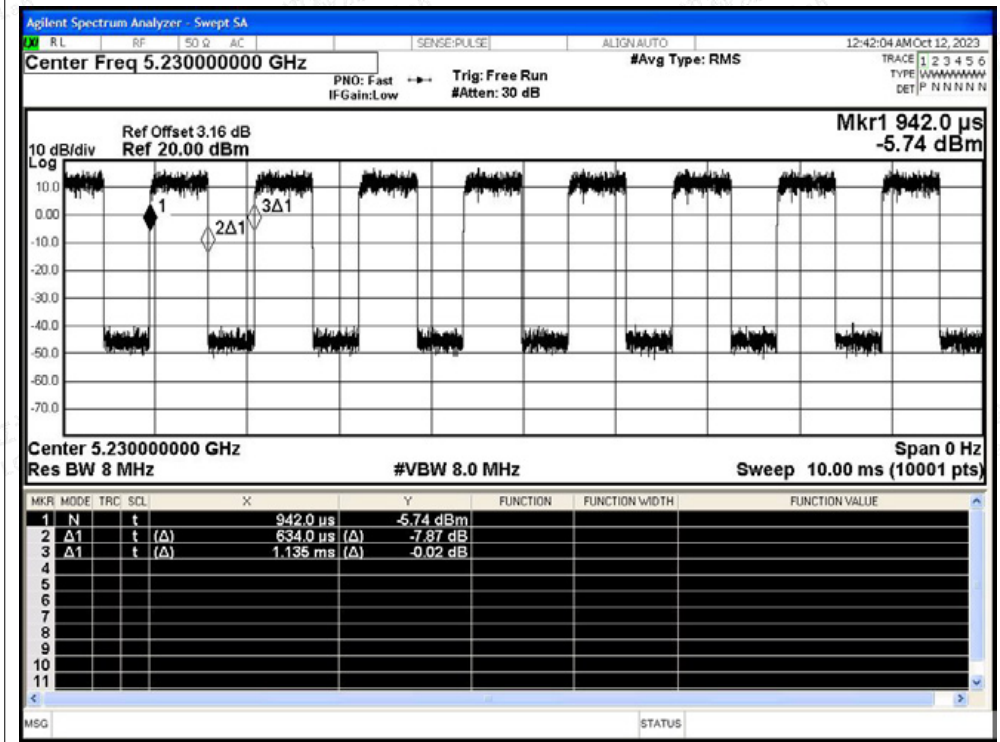




Duty Cycle NVNT n40 5190MHz Ant2

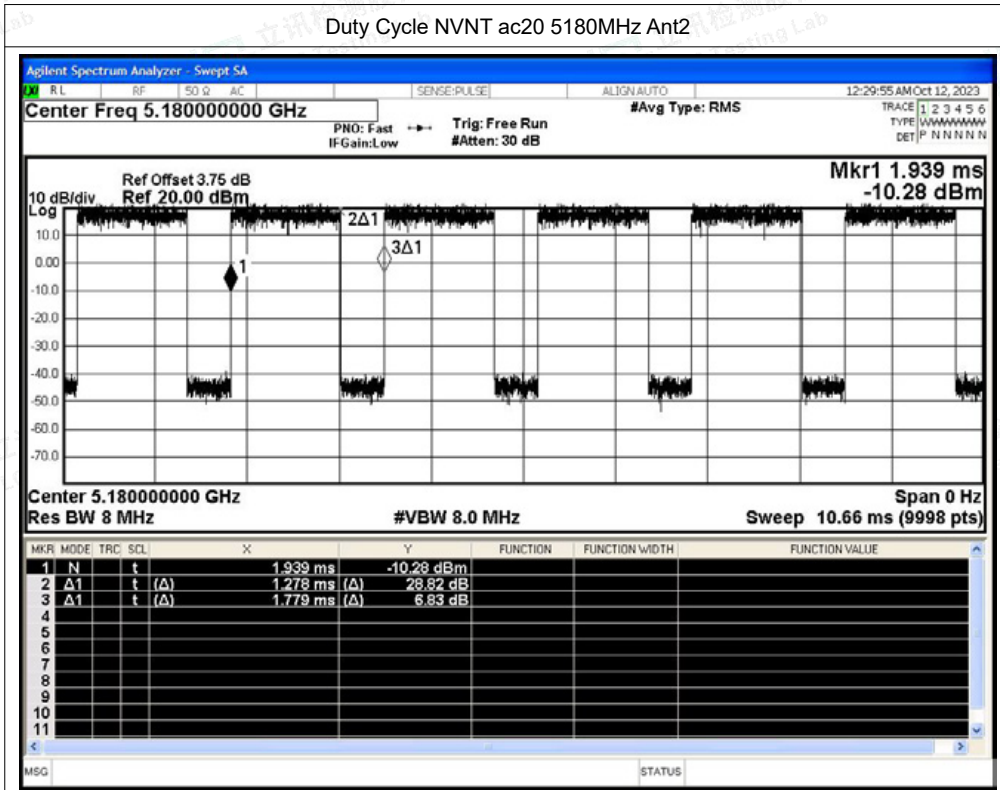


Duty Cycle NVNT n40 5230MHz Ant2

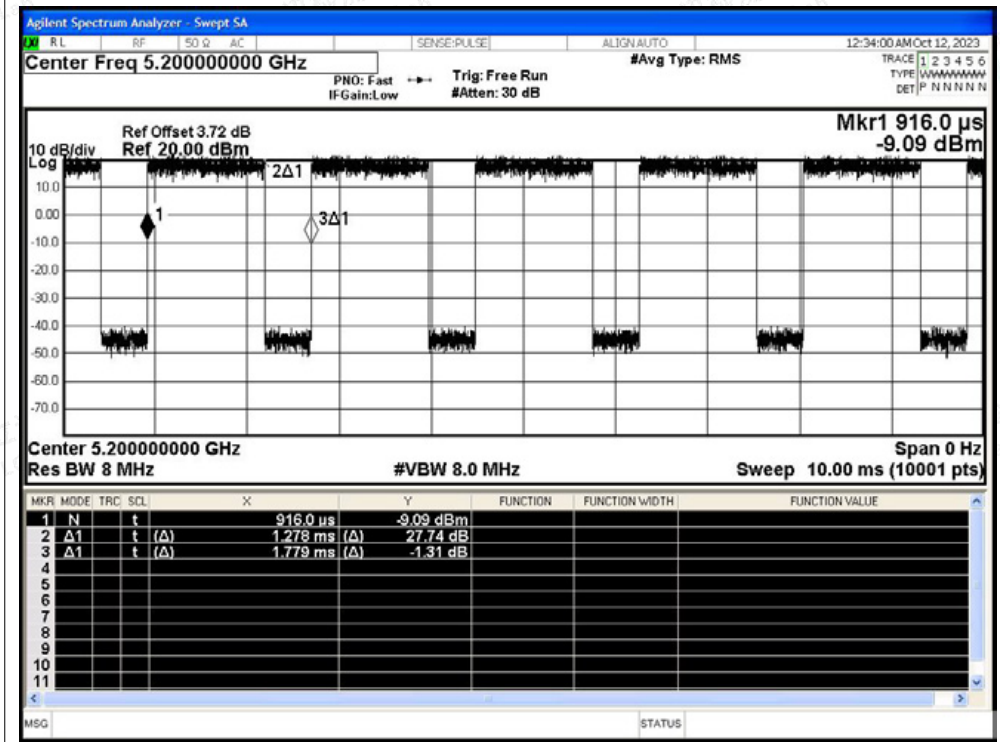




Duty Cycle NVNT ac20 5180MHz Ant2

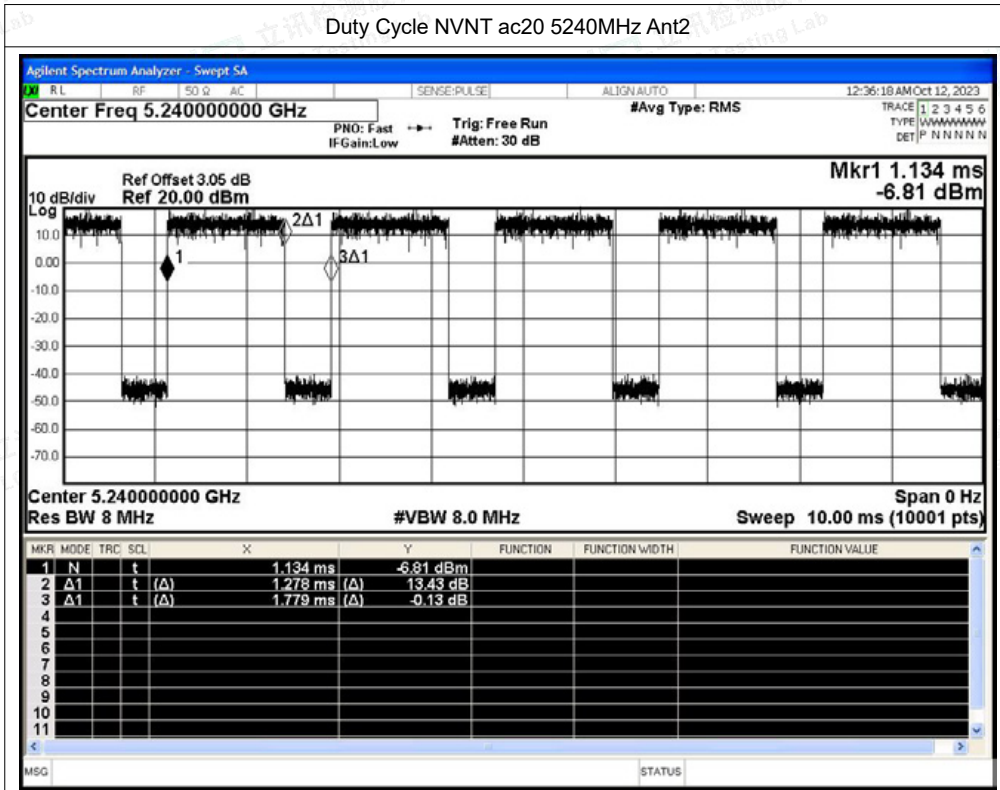


Duty Cycle NVNT ac20 5200MHz Ant2

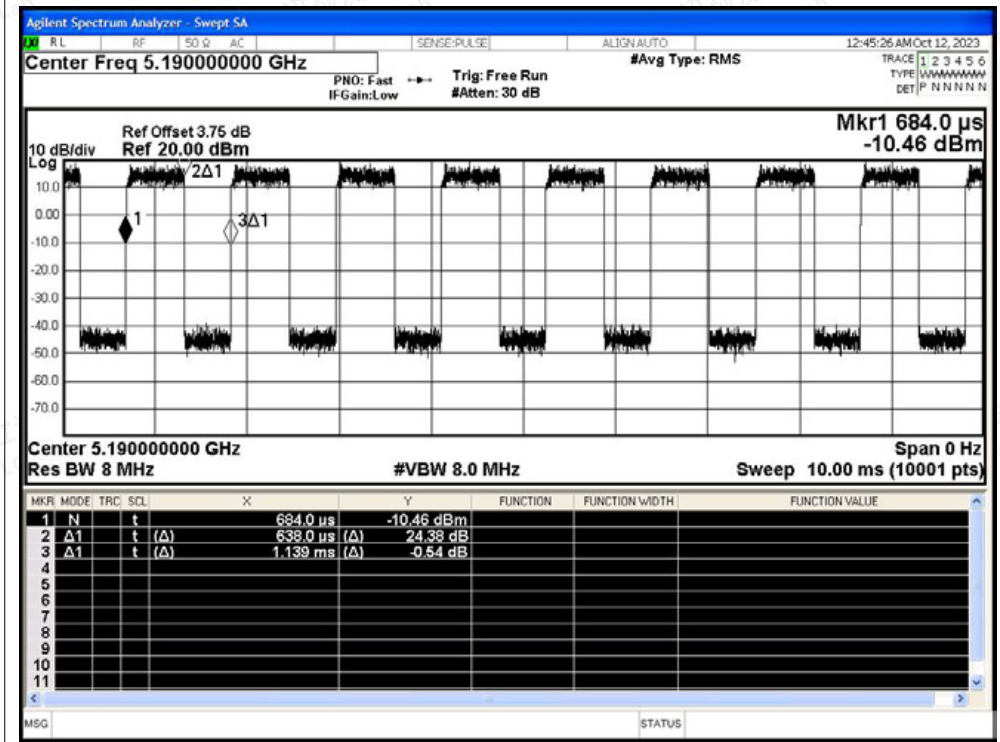




Duty Cycle NVNT ac20 5240MHz Ant2

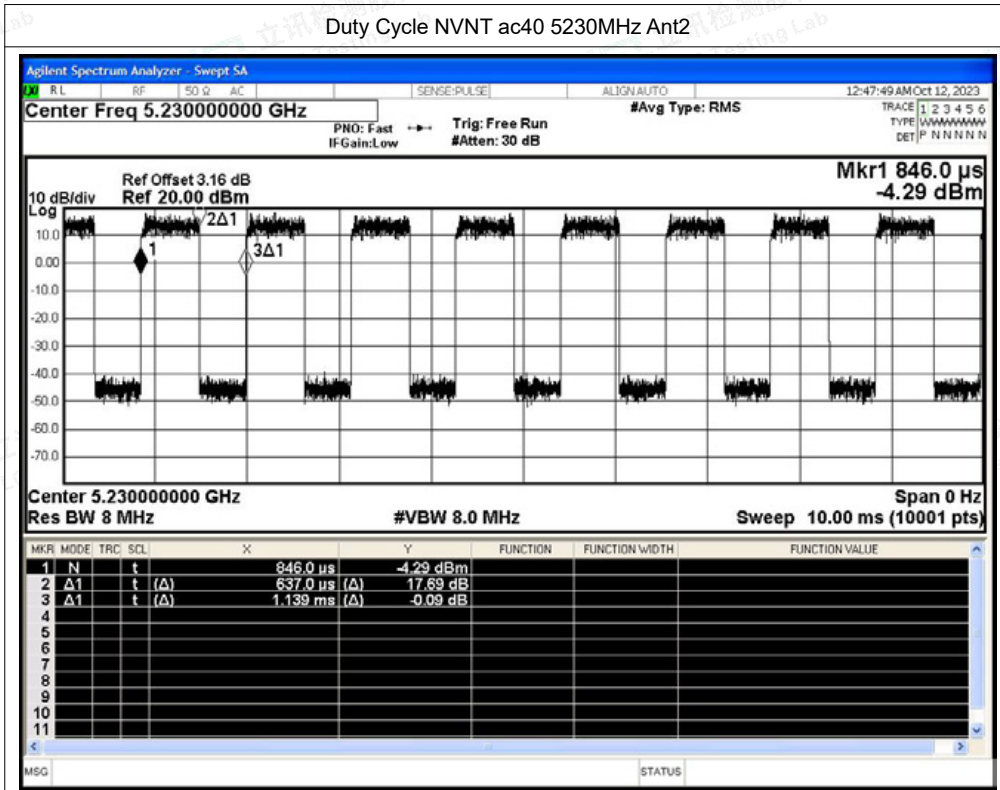


Duty Cycle NVNT ac40 5190MHz Ant2





Duty Cycle NVNT ac40 5230MHz Ant2



Duty Cycle NVNT ac80 5210MHz Ant2

