

深圳市艾汇科技有限公司

天线测试报告

Test report

2023年10月09日

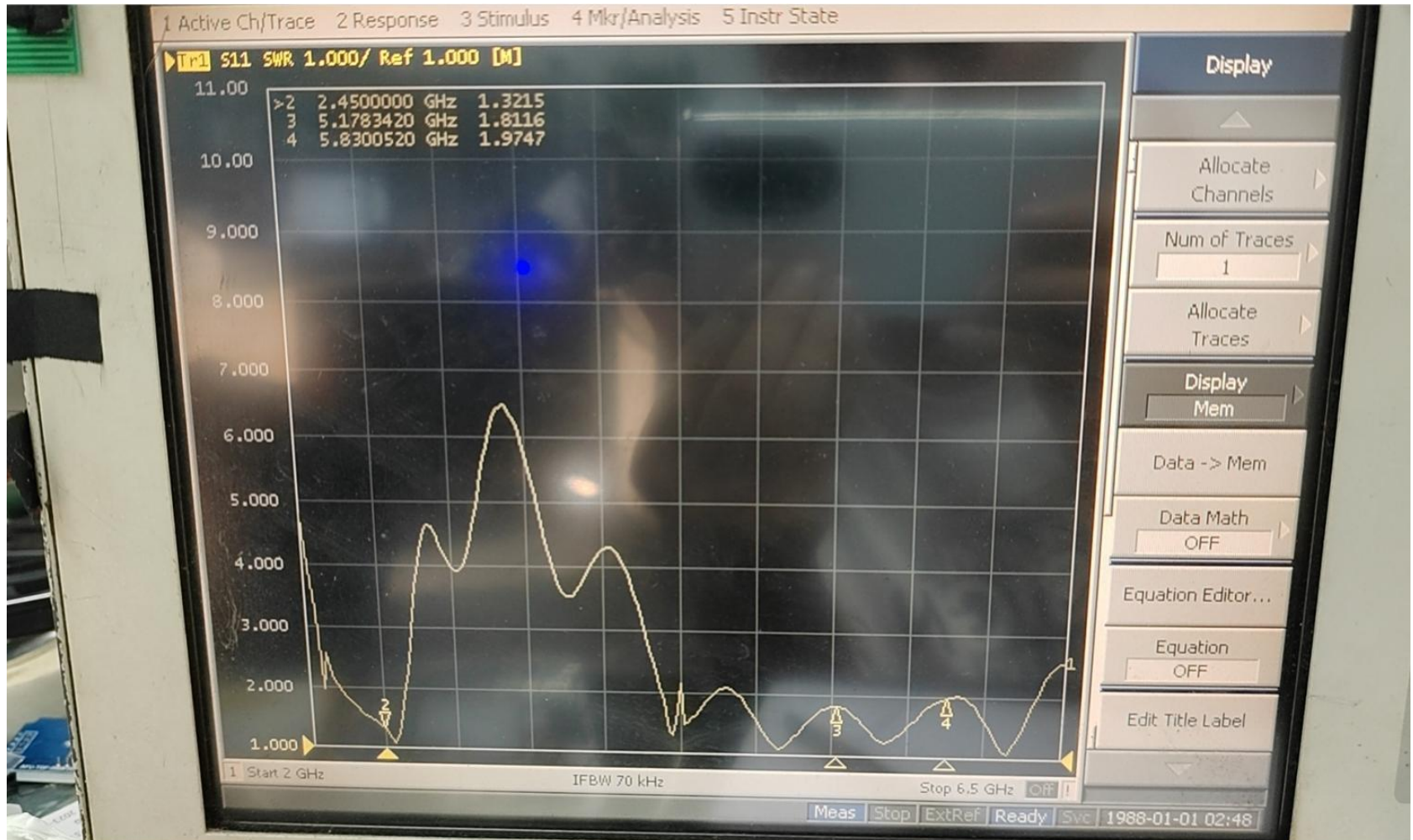


1、项目信息 (Model Information)

Model : PN1606P

Model : PN1606P					
	Frequency band		Antenna Description		
		2.4G/5G	PIFA		

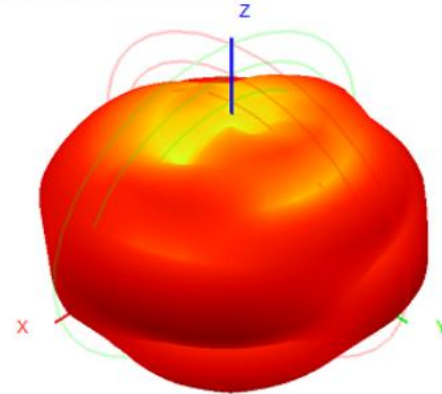
2. SWR



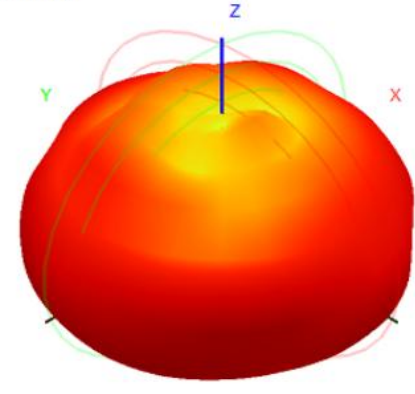
3. Test data of 2.4G(ANT1)

Gain&Efficiency 增益和效率			
frequency 频率(Hz)	gain 增益(dB)	efficiency 效率(dB)	efficiency 效率
2400M	0.86	-3.96	44.47%
2410M	1.14	-3.88	47.16%
2420M	0.97	-3.93	46.11%
2430M	1.04	-3.97	48.21%
2440M	0.99	-3.85	47.03%
2450M	0.86	-3.84	48.41%
2460M	1.07	-3.96	49.74%
2470M	1.17	-3.92	46.38%
2480M	0.91	-3.91	45.37%
2490M	0.83	-4.25	44.28%
2500M	0.93	-4.16	43.66%

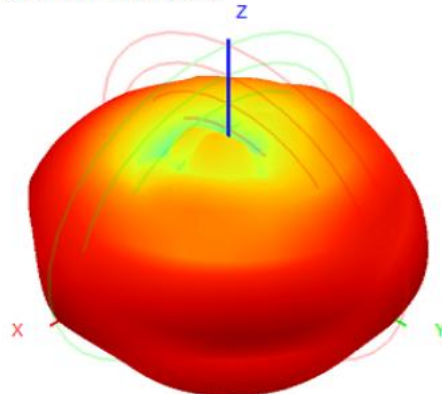
2400.0MHz H+V, Eff. 44.47%



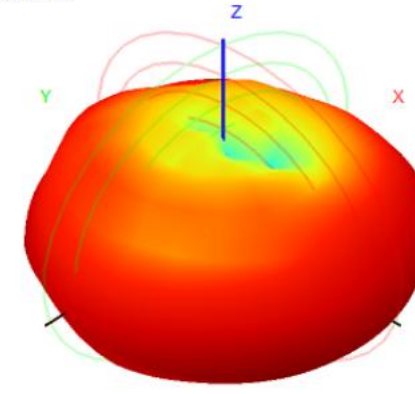
Back View



2500.0MHz H+V, Eff. 43.66%



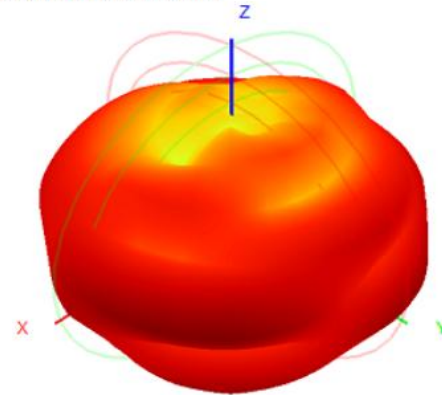
Back View



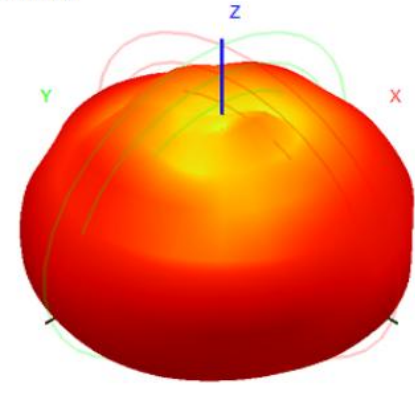
3. Test data of 2.4G(ANT2)

Gain&Efficiency 增益和效率			
frequency 频率(Hz)	gain 增益(dB)	efficiency 效率(dB)	efficiency 效率
2400M	0.86	-3.96	44.47%
2410M	1.14	-3.88	47.16%
2420M	0.97	-3.93	46.11%
2430M	1.04	-3.97	48.21%
2440M	0.99	-3.85	47.03%
2450M	0.86	-3.84	48.41%
2460M	1.07	-3.96	49.74%
2470M	1.17	-3.92	46.38%
2480M	0.91	-3.91	45.37%
2490M	0.83	-4.25	44.28%
2500M	0.93	-4.16	43.66%

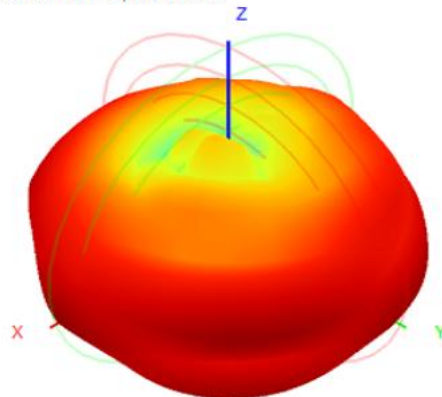
2400.0MHz H+V, Eff. 44.47%



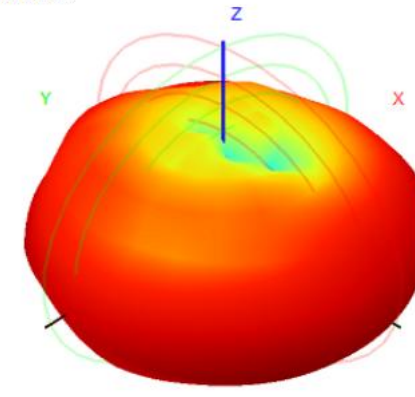
Back View



2500.0MHz H+V, Eff. 43.66%



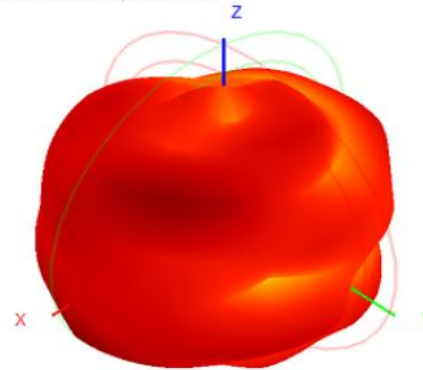
Back View



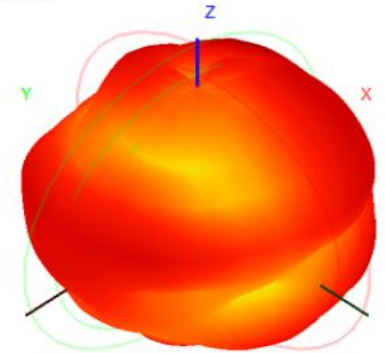
4. Test data of 5G(ANT1)

Gain&Efficiency			
frequency 频率(Hz)	gain 增益(dB)	efficiency 效率(dB)	efficiency 效率
5000M	1.14	-3.47	48.54%
5100M	0.98	-3.43	47.15%
5200M	1.04	-3.86	46.25%
5300M	1.03	-3.87	46.22%
5400M	0.86	-3.51	47.23%
5500M	1.01	-3.13	49.66%
5600M	0.99	-3.01	50.73%
5700M	0.92	-3.42	48.62%
5800M	1.08	-3.34	49.38%
5900M	1.07	-3.39	49.36%

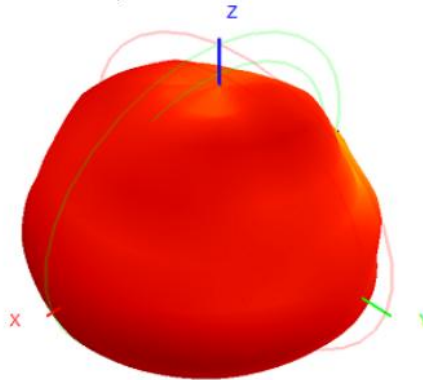
5000.0MHz H+V, Eff. 48.54%



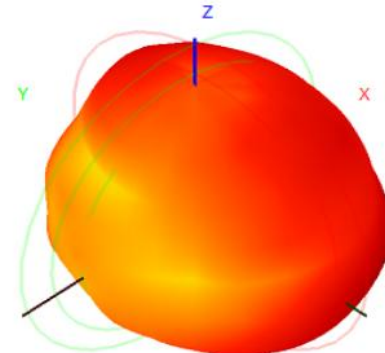
Back View



5800.0MHz H+V, Eff. 49.38%



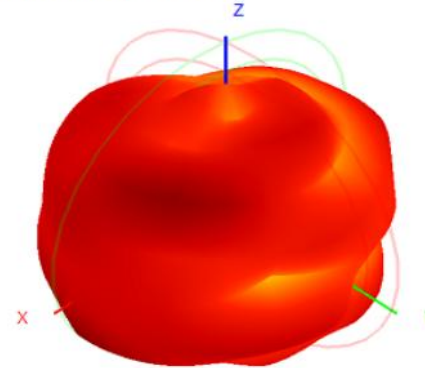
Back View



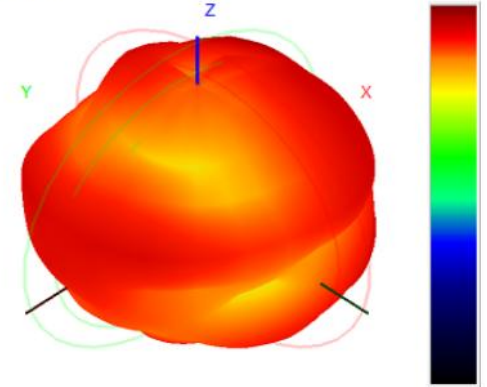
4. Test data of 5G(ANT2)

Gain&Efficiency			
frequency 频率(Hz)	gain 增益(dB)	efficiency 效率(dB)	efficiency 效率
5000M	1.14	-3.47	48.54%
5100M	0.98	-3.43	47.15%
5200M	1.04	-3.86	46.25%
5300M	1.03	-3.87	46.22%
5400M	0.86	-3.51	47.23%
5500M	1.01	-3.13	49.66%
5600M	0.99	-3.01	50.73%
5700M	0.92	-3.42	48.62%
5800M	1.08	-3.34	49.38%
5900M	1.07	-3.39	49.36%

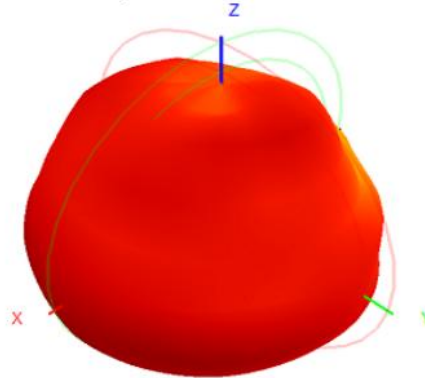
5000.0MHz H+V, Eff. 48.54%



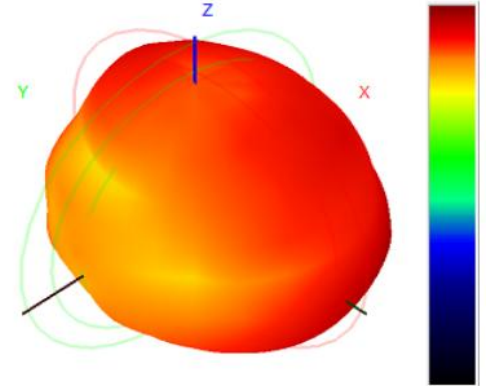
Back View



5800.0MHz H+V, Eff. 49.38%



Back View



5. Antenna size



