



Appendix A

Detailed System Check Results

1. System Performance Check
System Performance Check 2450 MHz Head
System Performance Check 5250 MHz Head
System Performance Check 5800 MHz Head



Test Laboratory: LCS-SAR Lab

System Performance Check 2450MHz**DUT: D2450V2; Type: D2450V2; Serial: 965**

Communication System: UID 0, CW (0); Frequency: 2450 MHz; Duty Cycle: 1:1

Medium parameters used: $f = 2450$ MHz; $\sigma = 1.823$ S/m; $\epsilon_r = 39.147$; $\rho = 1000$ kg/m³

Phantom section: Flat Section

DASY Configuration:

- Probe: EX3DV4 - SN3805; ConvF(7.50, 7.50, 7.50); Calibrated: 2023/6/21;
- Sensor-Surface: 1.4mm (Mechanical Surface Detection),
- Electronics: DAE3 Sn419; Calibrated: 2023/6/20
- Phantom: ELI v5.0; Type: ELI; Serial: 2010
- DASY52 52.8.8(1222); SEMCAD X 14.6.10(7331)

Body/d=10mm, Pin=250mW/Area Scan (7x11x1): Measurement grid: dx=12mm, dy=12mm

Maximum value of SAR (measured) = 18.0 W/kg

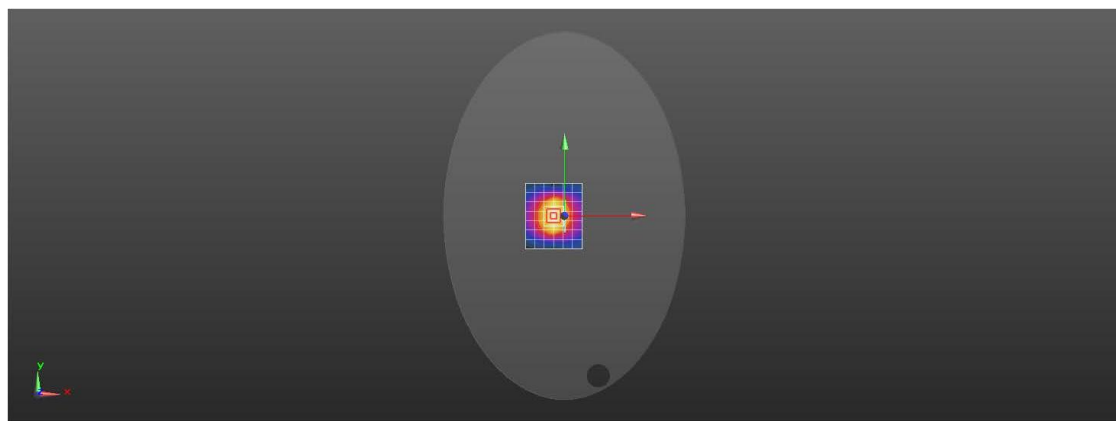
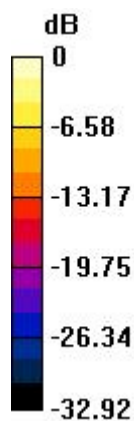
Body/d=10mm, Pin=250mW/Zoom Scan (7x7x7)/Cube 0: Measurement grid: dx=5mm, dy=5mm, dz=5mm

Reference Value = 86.82 V/m; Power Drift = -0.09 dB

Peak SAR (extrapolated) = 26.5 W/kg

SAR(1 g) = 12.6 W/kg; SAR(10 g) = 5.81 W/kg

Maximum value of SAR (measured) = 21.1 W/kg



0 dB = 18.0 W/kg = 12.56 dBW/kg



Test Laboratory: LCS-SAR Lab

System Performance Check 5250MHz**DUT: D5GHzV2; Type: D5GHzV2; Serial: 1046**

Communication System: UID 0, CW (0); Frequency: 5250 MHz; Duty Cycle: 1:1

Medium parameters used: $f = 5250$ MHz; $\sigma = 4.721$ S/m; $\epsilon_r = 36.608$; $\rho = 1000$ kg/m³

Phantom section: Flat Section

DASY Configuration:

- Probe: EX3DV4 - SN3805; ConvF(5.45, 5.45, 5.45); Calibrated: 2023/6/21;
- Sensor-Surface: 1.4mm (Mechanical Surface Detection),
- Electronics: DAE3 Sn419; Calibrated: 2023/6/20
- Phantom: ELI v5.0; Type: ELI; Serial: 2010
- DASY52 52.8.8(1222); SEMCAD X 14.6.10(7331)

Configuration/Unnamed procedure/Area Scan (5x5x1): Measurement grid: dx=10mm, dy=10mm

Maximum value of SAR (measured) = 18.4 W/kg


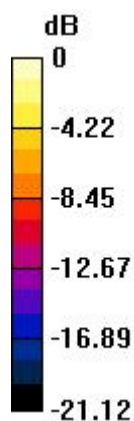
Configuration/Unnamed procedure/Zoom Scan (7x7x7)/Cube 0: Measurement grid: dx=4mm, dy=4mm, dz=1.4mm

Reference Value = 67.85 V/m; Power Drift = 0.14 dB

Peak SAR (extrapolated) = 33.7 W/kg

SAR(1 g) = 8.27 W/kg; SAR(10 g) = 2.31 W/kg

Maximum value of SAR (measured) = 21.1 W/kg



0 dB = 18.4 W/kg = 12.65 dBW/kg



Test Laboratory: LCS-SAR Lab

System Performance Check 5800MHz**DUT: D5GHzV2; Type: D5GHzV2; Serial: 1046**

Communication System: UID 0, CW (0); Frequency: 5800 MHz; Duty Cycle: 1:1

Medium parameters used: $f = 5800$ MHz; $\sigma = 5.328$ S/m; $\epsilon_r = 35.073$; $\rho = 1000$ kg/m³

Phantom section: Flat Section

DASY Configuration:

- Probe: EX3DV4 - SN3805; ConvF(4.96, 4.96, 4.96); Calibrated: 2023/6/21;
- Sensor-Surface: 1.4mm (Mechanical Surface Detection),
- Electronics: DAE3 Sn419; Calibrated: 2023/6/20
- Phantom: ELI v5.0; Type: ELI; Serial: 2010
- DASY52 52.8.8(1222); SEMCAD X 14.6.10(7331)

Configuration/Unnamed procedure/Area Scan (5x5x1): Measurement grid: dx=10mm, dy=10mm

Maximum value of SAR (measured) = 21.7 W/kg


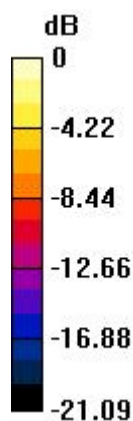
Configuration/Unnamed procedure/Zoom Scan (7x7x7)/Cube 0: Measurement grid: dx=4mm, dy=4mm, dz=1.4mm

Reference Value = 70.00 V/m; Power Drift = 0.01 dB

Peak SAR (extrapolated) = 38.9 W/kg

SAR(1 g) = 8.32 W/kg; SAR(10 g) = 2.24 W/kg

Maximum value of SAR (measured) = 22.5 W/kg



0 dB = 21.7 W/kg = 13.37 dBW/kg



Shenzhen LCS Compliance Testing Laboratory Ltd.

Add: 101, 201 Bldg A & 301 Bldg C, Juji Industrial Park Yabianxueziwei, Shajing Street, Baoan District, Shenzhen, 518000, China

Tel: +(86) 0755-82591330 | E-mail: webmaster@lcs-cert.com | Web: www.lcs-cert.com

Scan code to check authenticity