

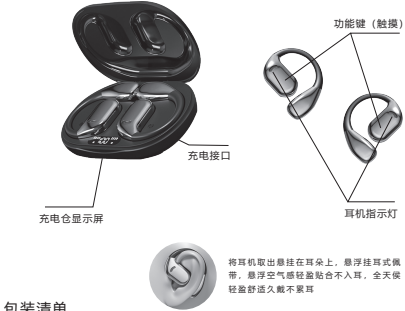
中文

使用说明书

M75

TWS 蓝牙耳机

产品结构图



包装清单

耳机x2pcs
充电仓x1pcs
Type-C充电线 x1pcs
说明书x1pcs

将耳机取出悬挂在耳朵上，悬浮耳式佩戴，悬浮空气感轻盈贴合不入耳，全天候舒适持久戴不累耳

产品操作介绍

| 功能 | 操作 | 指示灯 | 提示音 |
|-----------|--|---------------------------|-----------------------------|
| 配对名 | M75 | | |
| 开机 | 耳机在充电仓内情况下，取出耳机自动开机/耳机关机状态下，长按触摸键3秒后开机 | 红灯灯交替闪烁 | Power on/开机 |
| 关机 | 耳机放入充电仓内即自动关机/耳机开机状态下，长按触摸键3秒后关机 | 红灯闪烁三次 | Power off/关机 |
| 左右耳机配对 | 左右耳机开机后自动进入配对模式 | 左右耳配对成功后，主耳蓝灯灯交替闪烁，副耳灯光熄灭 | Connected/连接成功/配对成功/Pairing |
| 切换中英文提示音 | 未连接智能设备情况下，连击任意左/右耳触摸键2次，进行语言切换。出厂默认英文 | / | English/中文 |
| 智能设备连接 | 当双耳配对成功后，自动进入待连接状态，此时打开智能设备的蓝牙列表搜索点击“M75”进行连接，耳机与智能设备连接成功后，有提示音，且耳机提示灯熄灭 | 左右耳灯光熄灭 | Connected /连接成功 |
| 切换音乐/游戏模式 | 连接设备状态下连击左右耳触摸键4次，进行模式切换，出厂默认音乐模式。 | / | 音乐/游戏模式 MUSIC/GAME MODE |
| 播放/暂停 | 音乐播放返回后，双击任意左/右耳耳触摸键 | / | / |
| 上一曲 | 音乐播放返回后，连击左耳耳触摸键三次 | / | / |
| 下一曲 | 音乐播放返回后，连击右耳耳触摸键三次 | / | / |
| 增加音量 | 音乐播放返回后，单击右耳耳触摸键 | / | / |
| 减小音量 | 音乐播放返回后，单击左耳耳触摸键 | / | / |
| 连接助手 | 连接状态下，长按左耳耳触摸键2秒后，即可唤醒连接助手 | / | /叮咚 |
| 接听来电 | 来电状态下，双击任意左左右耳耳触摸键 | / | 手机铃声提示音 |
| 拒接来电 | 来电状态下，长按任意左左右耳耳触摸键2秒 | / | / |

耳机参数

1. 产品名称: M75

2. 蓝牙耳机版本: Bluetooth 5.49

3. 支持模式: AAC/SBC

4. 蓝牙传输距离: <10m

5. 载波频率: 2.402GHz~2.480GHz

6. 频率范围: 20Hz~20KHz

7. 喇叭尺寸: Φ14.2mm

8. 喇叭阻抗: 115±8Ω ±3dB

9. 喇叭阻抗: 1.6Ω ±15%
10. 喇叭额定功率: 3mW

11. 耳机电池容量: 3.7V/50mAh (聚合物电池)

12. 充电仓电池容量: 3.7V/300mAh (聚合物电池)

13. 充电接口: USB Type-C

14. 耳机使用时间: >3-4小时

15. 耳机单次充电时间: ≈1.5小时

16. 充电仓充电时间: ≈1.5小时

17. 充电仓给耳机充电次数: >20次

18. 关机待机时间: >3000小时

简单故障排查

| 故障 | 原因 | 解决方法 |
|-------|---------------|---------------|
| 不开机 | 耳机电量不足 | 对耳机进行充电 |
| 耳机闪烁灯 | 耳机电量不足 | 对耳机进行充电 |
| 充电无提示 | 耳机没有放好 | 调整耳机放置的位置 |
| 自动关机 | 自动电量不足 | 对耳机进行充电 |
| 耳机有回音 | 音量太大或者环境太嘈杂 | 调低音量或更换环境 |
| 耳机有杂音 | 外界干扰严重或距离手机太远 | 更换地点或靠近手机 |
| 对方声音小 | 耳机佩戴不正确或音量太小 | 调节耳机佩戴或音量大小 |
| 信号断续 | 外界干扰严重或距离手机太远 | 选择无干扰的环境或靠近手机 |

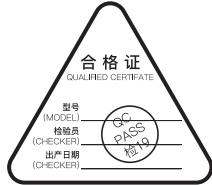
安全指引

1. 初次使用本产品前，请先充满电再使用。
2. 本产品不是玩具，12岁以下儿童须在成人监护下使用。
3. 请使用通过正规厂家安全认证的5V/1A充电器，避免支持高电压的快充充电器对产品造成损坏。
4. 请在安全的环境下充电，在给充电仓充电时，电量充满后请尽快将充电线拔出，避免长时间充电对电池造成损坏，充电仓的充电方式为Type-C接口。
5. 本产品内置不可拆卸的可重复充电电池，重复对耳机进行充电和放电将会随时间推移而导致电池性能下降，这对于所有可以重复充电电池来说均属于正常现象。
6. 本产品带有锂电池，如长时间未使用，请至少一个月充电一次。
7. 因个体差异原因，如佩戴时感到皮肤不适，请停止佩戴并咨询医生。
8. 在蓝牙连接本产品使用时，请将耳机音量调整至合适音量大小，以免长期在大音量状态下对听力造成损伤。
9. 如果您在从事需要集中注意力的活动时使用本产品，应注意自身和他人安全，例如驾车或骑自行车时，在道路、施工现场、铁路或步行行走时，您应取下耳机或调整音量以确保可以听到周围的声音，包括警报和警告信号。
10. 请遵守所在地区或国家的相关规定，必要时按照要求使用本产品。
11. 本产品含有磁性材料，使用或安放产品时，请远离具有强磁场或强电场的电器，如微波炉、电冰箱等。

12. 建议在温度-0℃~45℃的环境中使用本产品。当环境温度低于+5℃时，电池性能会受到限制。
13. 有明文规定禁止使用无线设备的场所，请勿使用本产品，否则干扰其它电子设备或导致其它危险。
14. 靠近医疗及工业设备或登机飞机之前，请咨询当地工作人员能否使用。
15. 对本产品清洁和维护前，请停止使用本产品，关闭所有应用，并断开与其它设备的所有连接或线缆。
16. 请根据本地法令，正确处理废弃电子产品，不可将电子电气设备、部件、电池与其它生活垃圾一起丢弃。

警告

1. 请遵循本说明书的内容进行使用，避免因错误操作损坏。
2. 本产品请远离儿童、火源、热源、冷光源、水源及化学品。
3. 请勿长时间使用大音量收听，以免对听力造成不良影响。
4. 请勿将产品及附件落入任何液体或用水冲洗产品，否则导致火灾或触电危险。
5. 请勿将产品放置在太阳直射或者温度高的地方，高温会缩短电子部件的使用寿命，损坏电池，使某些塑料部件变形。
6. 请勿将本产品放在尘土多、温度和湿度过高或过低的地方保存。
7. 请勿将磁条卡(例如银行卡、公交卡等)长期接触本产品，否则可能导致磁条卡被磁场损坏。
8. 请勿在本产品上施加较大的压力，或拆卸、摔打、震动本产品，以防产品损坏
9. 请勿在靠近热源处使用本产品，如加热器、热风调节器、炉灶或其他产生热量的仪器
10. 请勿堵塞本产品的开口处，如充电口、指示灯、麦克风等。
11. 请勿在暴雨天气下使用设备，雷暴可能导致设备出现故障，增大电击的风险。
12. 请避免本产品及其配件浸入任何液体并用水冲洗产品，且剧烈运动或出汗较多时使用本产品，防止液体渗透到产品内部损坏本产品。
13. 本产品属于内置聚合物锂电池，不可更换，请勿丢弃或置入火中，以免爆炸、起火等危险发生。
14. 如消费者违反上述警告而不恰当使用所造成的人身及财产损失将自行承担一切后果本公司将不承担任何法律责任。



产地：中国·广东

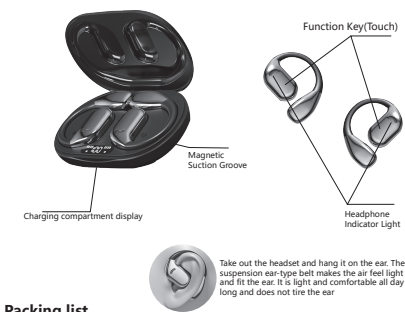
英语

INSTRUCTION MANUAL

M75

TWS Bluetooth earphones

Product structure diagram



Packing list

Headphones x2pcs
Charging case x1pcs
Type-C charging cable x1pcs
Instruction manual x1pcs

Introduction to product operation

| function | operate | Light | Tone |
|---|--|---|----------------------------------|
| Pair name | M75 | | |
| Boot | Headphones in the case of charging bin, take out the headphones automatically boot/headphones off state, Long Touch Key 3 seconds to boot | The blue light is on | Power on/开机 |
| Shutdown | Put the earphone into the charging bin and shut down automatically. Press the touch button for 5 seconds to shut down the earphone | The red light flashes three times | Power off/关机 |
| Pair the left and right earphones | The left and right earphones will automatically enter pairing mode after powering on | After the left and right ear are successfully paired, the blue and red lights of the main ear will flash alternately, and the light of the secondary ear will be extinguished | Connected/Pairing successfully |
| Toggle the Chinese and English prompt tones | Without connecting the smart device, double-click any left/right ear touch key 2 times, language switch. Factory default English | / | English/中文 |
| Smart device connectivity | When the ears are successfully paired, it will automatically enter the state to be connected. At this time, open the Bluetooth list of the smart device to search and click "M75" to connect. After the earbuds are successfully connected to the smart device, there will be a prompt tone, and the headset indicator will go off | The lights in the left and right ears are turned off | Connected /连接成功 |
| Toggle Music/ Game mode | Connect the device to the state of the left and right ear touch keys 4 times, mode switching, the factory default music mode. | / | 音乐/游戏模式 MUSIC/GAME MODE |
| Play/Pause | After the music player starts, double-click any left/right earphone touch button | / | / |
| Previous song | After the music player starts, click the left Earphone Touch Button three times | / | / |
| Next song | After the music player starts, double-click the right earphone touch button three times | / | / |
| Increase the volume | After the music player starts, click the touch button on the right headset | / | Maximum volume indicator (knock) |
| Reduce the volume | After the music player starts, click the touch button on the left headset | / | / |
| Voice assistant | Connect the state, long press the left earphone touch button 2 seconds to release, you can wake up the voice assistant | / | Ding Dong |

| | | | |
|---|--|---|------------------------|
| Answer an incoming call | When the call is incoming, double-click any left or right earphone function key | / | Ringtone of your phone |
| Reject an incoming call | When the call is incoming, press and hold the function button of any left or right earphone for 2 seconds | / | / |
| Hang up | While on the phone, double-click the touch button on any headset | / | / |
| Low battery alarm | When the voltage of the earbuds is lower than 3.3V, there will be a prompt up to the ear Powered off | The red light flashes every 5 seconds | Ding Dong |
| Disconnect | Outside the effective connection range or manually disconnect the Bluetooth connection of the smart device | The red and blue lights of the main ear flashed alternately, and the secondary ear light went out | Disconnected /断开连接 |
| Automatic reconnection | After powering on or disconnecting, the earbuds will automatically reconnect to the last connected smart device within the effective distance | The lights go out | connected /连接成功 |
| Charge the headphones | Put the earbuds back into the charging compartment, automatically power off and start charging, the red light of the earbuds will always be on, and the light will turn off when fully charged | | |
| The charging bin charges the headphones | While the earbuds are charging, the display lights up to show the current power level, and the display screen turns off when the earbuds are fully charged | | |
| Charging the charging case | Plug in the adapter to charge the charging case, and the charging case display shows the current power level | | |
| Fully charge the charging case | When fully charged, the display shows a battery level of 100 | | |

Note: When the Bluetooth headset is connected to a smart device and the game mode is switched, the usage time and connection distance of the headset will be shortened

Headset parameters

1. Product name: M75

2. Bluetooth version: Bluetooth 5.49

3. Support mode: AAC/SBC

4. Bluetooth transmission distance: <10m

5. Carrier frequency: 2.402GHz~2.480GHz

6. Frequency response range: 20Hz~20KHz

7. Horn size: Φ14.2mm

8. Horn sensitivity: 115dB ±3dB

9. Horn impedance: >16Ω ±15%
10. Horn rated power: 3mW

11. Headphone battery capacity: 3.7V/50mAh (polymer battery)

12. Charging bin battery capacity: 3.7V/300mAh (polymer battery)

13. Charging interface: USB Type-C

14. Headset use time: >3-4 hours

15. Earphone single charging time: ≈1.5 hours

16. Charging time: ≈1.5 hours

17. Charge the headset: About 2 times

18. Shutdown standby time: >3000 hours

Simple troubleshooting

| fault | cause | Resolution |
|---------------------------------------|--|---|
| Doesn't turn on | The headphones are low on battery | Charge the headphones |
| The headphones flash red | The headphones are low on battery | Charge the headphones |
| Charging is silent | The headphones were not put away | Adjust the position where the headphones are placed |
| Automatic power off | Automatic low battery | Charge the headphones |
| The headphones have an echo | The volume is too loud or the environment is too noisy | Adjust the volume or change the environment |
| There is a murmur from the headphones | Serious external interference or too far away from the phone | Change the location or be close to your phone |
| The other party's voice is quiet | The headphones are worn incorrectly or the volume is too low | Adjust the headset wear or volume |
| The signal is intermittent | Serious external interference or too far away from the phone | Choose a distraction-free environment or be close to your phone |

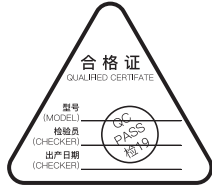
Safety guidelines

1. Before using this product for the first time, please fully charge it before using it.
2. The product is not a toy, and children under the age of 12 must be used under the supervision of an adult.
3. Please use a 5V/1A charger that has passed the safety certification of a regular manufacturer to avoid damage to the product caused by a fast charging charger that supports high voltage.
4. Please charge in a safe environment, when charging the charging case, please pull out the charging cable as soon as possible after the power is fully charged to avoid damage to the battery caused by long-term charging. The charging method of the charging case is the Type-C interface.
5. This product has a built-in non-removable rechargeable battery, and repeated charging and discharging of the earbuds will lead to a decrease in battery performance over time, which is normal for all rechargeable batteries.
6. This product comes with a healthy battery, if it has not been used for a long time, please charge it at least once a month.
7. If you feel skin discomfort when wearing it due to individual differences, please stop wearing it and consult a doctor.
8. When using this product with Bluetooth connection, please adjust the sound of the earphones to an appropriate volume to avoid hearing damage caused by long-term loud volume.
9. If you use this product while engaging in activities that require concentration, you should pay attention to your own safety and the safety of others, such as when driving or cycling, on roads, construction sites, railways, or walking. You should remove your headphones or adjust the volume to ensure that you can hear the sounds around you, including alarms and warning signals.

10. Please follow the relevant regulations of your region or country and use this product as required when driving.
11. This product contains magnetic materials, please keep away from electrical appliances with strong magnetic or electric fields, such as microwave ovens, refrigerators, etc., when using or placing the product.
12. It is recommended to use this product in an environment with a temperature of -0℃-45℃. When the ambient temperature is below +5℃, battery performance is limited.
13. Do not use this product in places where it is expressly prohibited to use wireless equipment, otherwise it will interfere with other electronic equipment or cause other dangers.
14. Before approaching medical or industrial equipment or boarding a plane, please ask the local staff if they can use it.
15. Before cleaning and maintaining this product, stop using this product, turn off all applications, and disconnect all connections or cables to other equipment.
16. Please dispose of waste electronic products properly in accordance with local laws and regulations, and do not dispose of electrical and electronic equipment, parts, batteries and other household waste.

warn

1. Please follow the content of this manual to avoid damage to the product due to incorrect operation.
2. Keep this product away from children, fire, heat, refrigeration, water and chemicals.
3. Do not listen at a loud volume for a long time to avoid adverse effects on hearing.
4. Do not immerse the product and accessories in any liquid or rinse the product with water, otherwise it will cause fire or electric shock hazard.
5. Do not place the product in the sun or in a place with high temperature. High temperatures can shorten the life of electronic components, damage batteries, and deform certain plastic parts.
6. Do not store this product in a place with a lot of dust, too high or too low temperature and humidity.
7. Do not contact the magnetic stripe card (such as bank card, bus card, etc.) with this product for a long time, otherwise it may cause the magnetic stripe card to be damaged by the magnetic field.
8. Do not apply greater pressure to this product, or disassemble, beat, or shake this product to prevent damage to the product
9. Do not use this product near heat sources, such as radiators, hot air regulators, stoves, or other instruments that generate heat
10. Do not block the openings of this product, such as charging ports, indicator lights, microphones, etc.
11. Do not use the device in rainstormy weather, thunderstorms may cause the device to malfunction and increase the risk of electric shock.
12. Please avoid using this product when this product and its accessories are exposed to rain or moisture, and when you exercise vigorously or sweat a lot, to prevent liquid from penetrating into the product and damaging this product.
13. The product belongs to the built-in polymer battery, which cannot be replaced, please do not discard or put it in the fire to avoid explosion, fire and other dangers.
14. If the consumer violates the above warning and inappropriate use, the personal and property damage will be borne by the company, and the company will not incur any legal responsibility.



产地：中国·广东

FCC Statement

This device complies with part 15 of the FCC Rules. Operation is subject to the following two conditions: (1) This device may not cause harmful interference, and (2) this device must accept any interference received, including interference that may cause undesired operation.

This equipment has been tested and found to comply with the limits for a Class B digital device, pursuant to part 15 of the FCC Rules. These limits are designed to provide reasonable protection against harmful interference in a residential installation. This equipment generates, uses and can radiate radio frequency energy and, if not installed and used in accordance with the instructions, may cause harmful interference to radio communications. However, there is no guarantee that interference will not occur in a particular installation. If this equipment does cause harmful interference to radio or television reception, which can be determined by turning the equipment off and on, the user is encouraged to try to correct the interference by one or more of the following measures:

- Reorient or relocate the receiving antenna.
- Increase the separation between the equipment and receiver.
- Connect the equipment into an outlet on a circuit different from that to which the receiver is connected.
- Consult the dealer or an experienced radio/TV technician for help.

Caution: Any changes or modifications to this device not explicitly approved by manufacturer could void your authority to operate this equipment.

RF Exposure Information

The device has been evaluated to meet general RF exposure requirement. The device can be used in portable exposure condition without restriction.