

Appendix D

Photographs

1. SAR measurement System
2. Photographs of Tissue Simulate Liquid
3. Photographs of EUT test position
4. EUT Constructional Details







1. SAR measurement System





2. Photographs of Tissue Simulate Liquid

Photo 1: Tissue Simulant Liquid for Head 2450	Photo 2: Tissue Simulant Liquid for Head 5000
	







3. Photographs of EUT test position

Photo 3: Rear side 0mm	Photo 4: Top side 0mm
	
Photo 5: Right side 0mm	NA
	NA





4. EUT Constructional Details

Photo 6: Front View	Photo 7: Rear View
	

立讯检测股份
LCS Testing Lab

立讯检测股份
LCS Testing Lab

立讯检测股份
LCS Testing Lab

立讯检测股份
LCS Testing Lab

立讯检测股份
LCS Testing Lab

立讯检测股份
LCS Testing Lab

立讯检测股份
LCS Testing Lab

立讯检测股份
LCS Testing Lab

立讯检测股份
LCS Testing Lab

立讯检测股份
LCS Testing Lab

立讯检测股份
LCS Testing Lab



Shenzhen LCS Compliance Testing Laboratory Ltd.
Add: 101, 201 Bldg A & 301 Bldg C, Juji Industrial Park Yabianxueziwei, Shajing Street, Baoan District, Shenzhen, 518000, China
Tel: +(86) 0755-82591330 | E-mail: webmaster@lcs-cert.com | Web: www.lcs-cert.com
Scan code to check authenticity