



# Appendix A

## Detailed System Check Results

1. System Performance Check
System Performance Check 2450 MHz Head
System Performance Check 5250 MHz Head
System Performance Check 5800 MHz Head



Test Laboratory: LCS-SAR Lab

## System Check\_2450Mhz

**DUT: D2450V2; Type: D2450V2; Serial: 965**

Communication System: UID 0, CW (0); Frequency: 2450 MHz;Duty Cycle: 1:1

Medium parameters used:  $f = 2450$  MHz;  $\sigma = 1.855$  S/m;  $\epsilon_r = 38.744$ ;  $\rho = 1000$  kg/m<sup>3</sup>

Phantom section: Flat Section

DASY Configuration:

- Probe: EX3DV4 - SN3805; ConvF(7.50, 7.50, 7.50); Calibrated: 2023/6/21;
- Sensor-Surface: 2mm (Mechanical Surface Detection)
- Electronics: DAE3 Sn419; Calibrated: 2023/6/20
- Phantom: SAM v5.0; Type: SAM; Serial: 1850
- DASY52 52.8.8(1222); SEMCAD X 14.6.10(7331)

**Configuration/Unnamed procedure/Area Scan (4x8x1):** Measurement grid: dx=10mm, dy=10mm

Maximum value of SAR (measured) = 17.6 W/kg

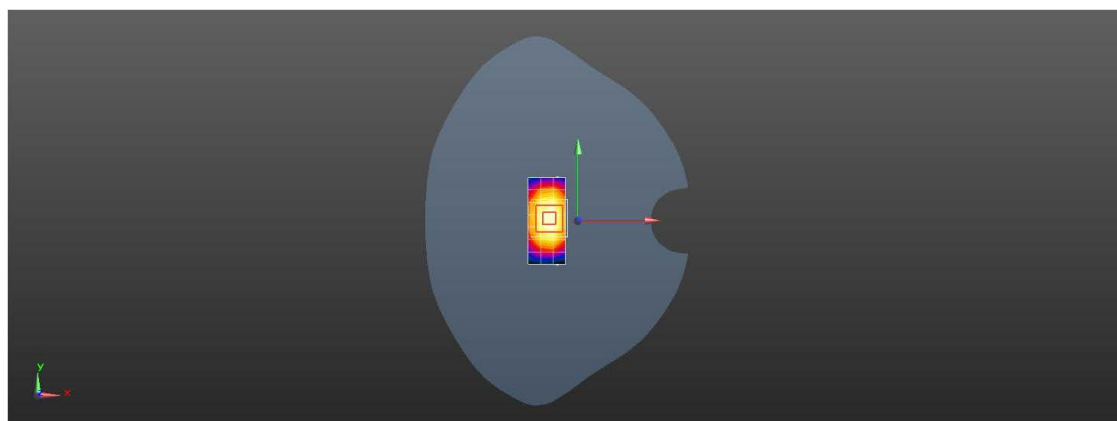
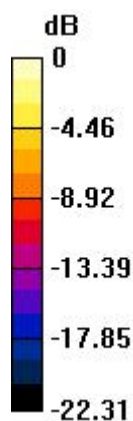
**Configuration/Unnamed procedure/Zoom Scan (7x7x7)/Cube 0:** Measurement grid: dx=5mm, dy=5mm, dz=5mm

Reference Value = 88.94 V/m; Power Drift = 0.04 dB

Peak SAR (extrapolated) = 27.1 W/kg

**SAR(1 g) = 13 W/kg; SAR(10 g) = 5.97 W/kg**

Maximum value of SAR (measured) = 20.1 W/kg



0 dB = 17.6 W/kg = 12.47 dBW/kg



Test Laboratory: LCS-SAR Lab

**System Check\_5250Mhz****DUT: D5GHzV2; Type: D5GHzV2; Serial: 1046**

Communication System: UID 0, CW (0); Frequency: 5200 MHz;Duty Cycle: 1:1

Medium parameters used:  $f = 5200$  MHz;  $\sigma = 4.627$  S/m;  $\epsilon_r = 36.727$ ;  $\rho = 1000$  kg/m<sup>3</sup>

Phantom section: Flat Section

DASY Configuration:

- Probe: EX3DV4 - SN3805; ConvF(5.45, 5.45, 5.45); Calibrated: 2023/6/21;
- Sensor-Surface: 2mm (Mechanical Surface Detection)
- Electronics: DAE3 Sn419; Calibrated: 2023/6/20
- Phantom: SAM v5.0; Type: SAM; Serial: 1850
- DASY52 52.8.8(1222); SEMCAD X 14.6.10(7331)

**Configuration/Unnamed procedure/Area Scan (5x5x1):** Measurement grid: dx=10mm, dy=10mm

Maximum value of SAR (measured) = 17.7 W/kg

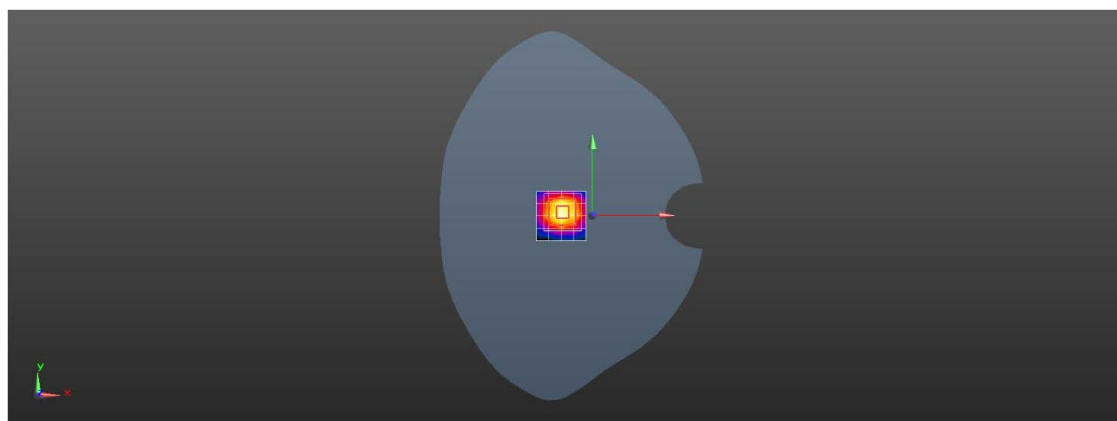
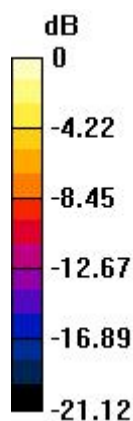
**Configuration/Unnamed procedure/Zoom Scan (7x7x7)/Cube 0:** Measurement grid: dx=4mm, dy=4mm, dz=1.4mm

Reference Value = 67.30 V/m; Power Drift = 0.01 dB

Peak SAR (extrapolated) = 32.5 W/kg

**SAR(1 g) = 7.98 W/kg; SAR(10 g) = 2.21 W/kg**

Maximum value of SAR (measured) = 20.3 W/kg



0 dB = 17.7 W/kg = 12.49 dBW/kg



Shenzhen LCS Compliance Testing Laboratory Ltd.

Add: 101, 201 Bldg A &amp; 301 Bldg C, Juji Industrial Park Yabianxueziwei, Shajing Street, Baoan District, Shenzhen, 518000, China

Tel: +(86) 0755-82591330 | E-mail: webmaster@lcs-cert.com | Web: www.lcs-cert.com

Scan code to check authenticity

Test Laboratory: LCS-SAR Lab

**System Check\_5800Mhz****DUT: D5GHzV2; Type: D5GHzV2; Serial: 1046**

Communication System: UID 0, CW (0); Frequency: 5800 MHz; Duty Cycle: 1:1

Medium parameters used:  $f = 5800$  MHz;  $\sigma = 5.321$  S/m;  $\epsilon_r = 35.077$ ;  $\rho = 1000$  kg/m<sup>3</sup>

Phantom section: Flat Section

DASY Configuration:

- Probe: EX3DV4 - SN3805; ConvF(4.96, 4.96, 4.96); Calibrated: 2023/6/21;
- Sensor-Surface: 2mm (Mechanical Surface Detection)
- Electronics: DAE3 Sn419; Calibrated: 2023/6/20
- Phantom: SAM v5.0; Type: SAM; Serial: 1850
- DASY52 52.8.8(1222); SEMCAD X 14.6.10(7331)

**Configuration/Unnamed procedure/Area Scan (5x5x1):** Measurement grid: dx=10mm, dy=10mm

Maximum value of SAR (measured) = 21.7 W/kg

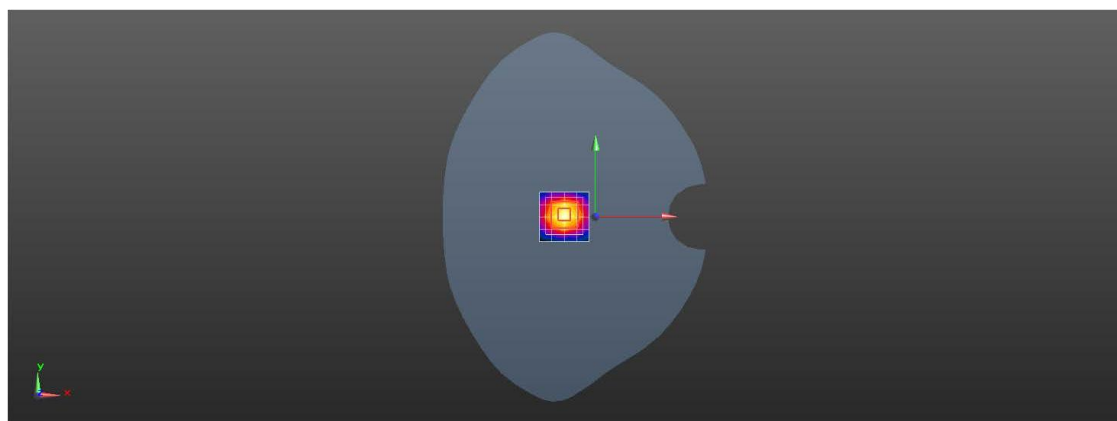
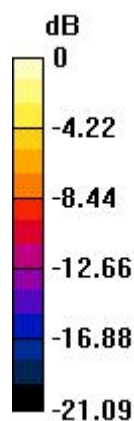
**Configuration/Unnamed procedure/Zoom Scan (7x7x7)/Cube 0:** Measurement grid: dx=4mm, dy=4mm, dz=1.4mm

Reference Value = 70.00 V/m; Power Drift = 0.17 dB

Peak SAR (extrapolated) = 38.9 W/kg

**SAR(1 g) = 8.34 W/kg; SAR(10 g) = 2.23 W/kg**

Maximum value of SAR (measured) = 22.5 W/kg



0 dB = 21.7 W/kg = 13.37 dBW/kg

