



### Appendix E

### RF Test Data for 5.8GWIFI (Conducted Measurement)

Product Name: Tablet

Test Model: 01-10967

#### Environmental Conditions

Temperature:	23.8 ° C
Relative Humidity:	52.1%
ATM Pressure:	100.0 kPa
Test Engineer:	Nick Peng
	<i>Nick Peng</i>
Supervised by:	Ling Zhu
	<i>Ling Zhu</i>





### E.1 Emission Bandwidth

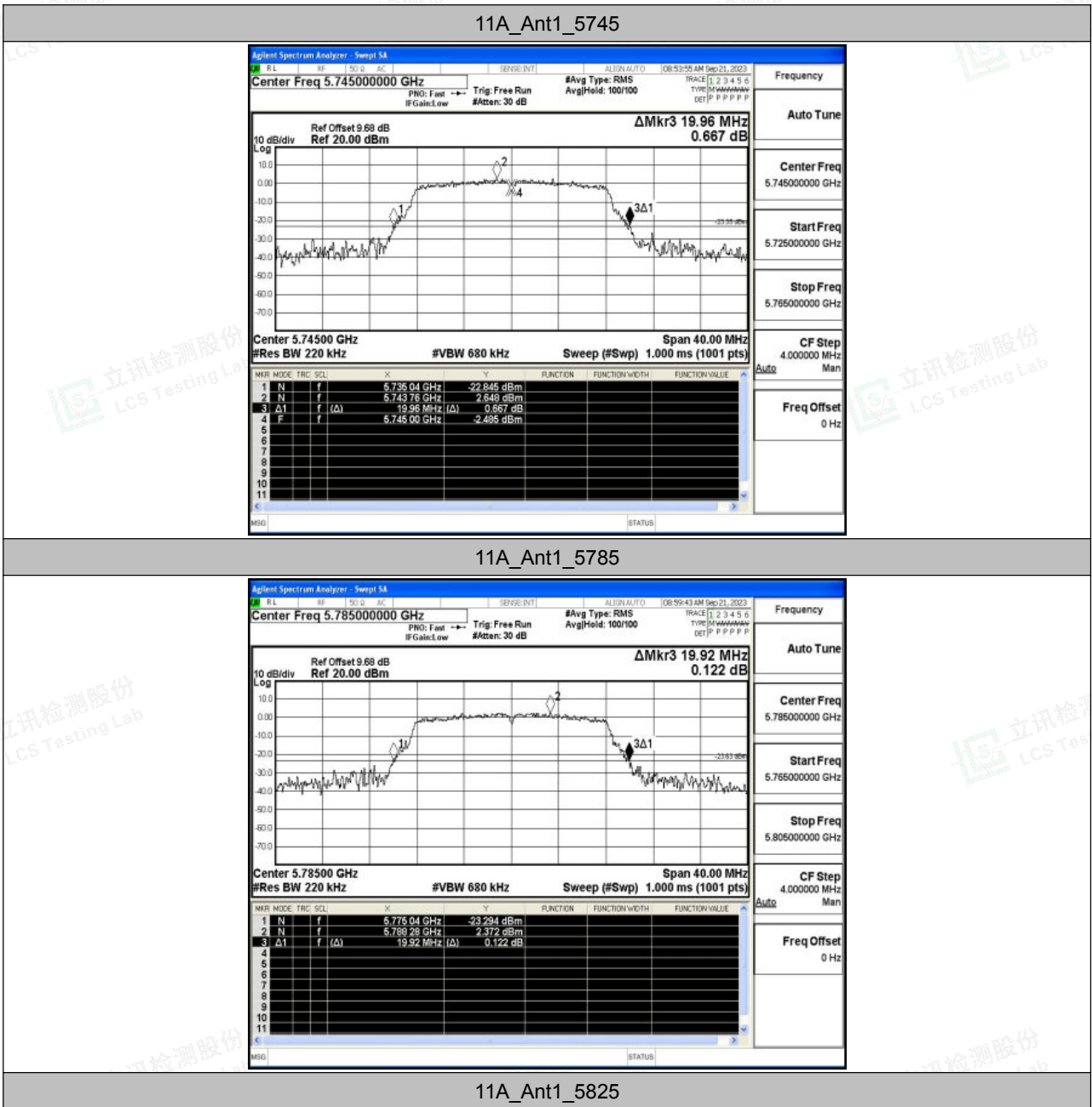
#### Test Result

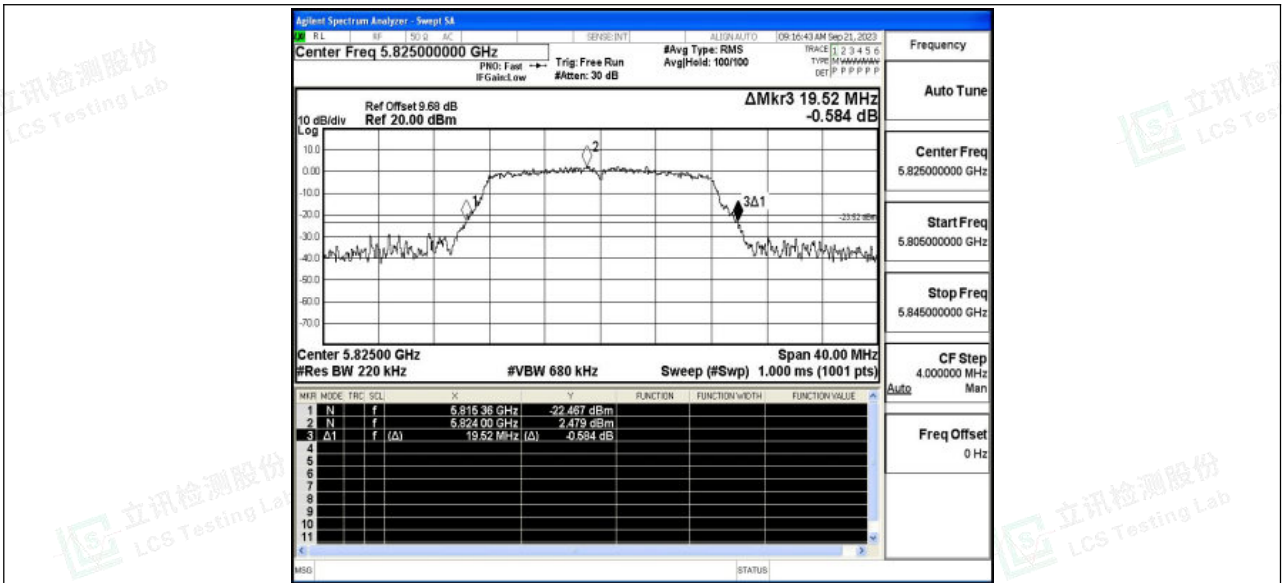
TestMode	Antenna	Frequency[MHz]	26db EBW [MHz]	FL[MHz]	FH[MHz]	Limit[MHz]	Verdict
11A	Ant1	5745	19.960	5735.040	5755.000	---	---
		5785	19.920	5775.040	5794.960	---	---
		5825	19.520	5815.360	5834.880	---	---
11N20SISO	Ant1	5745	20.080	5734.920	5755.000	---	---
		5785	20.160	5775.000	5795.160	---	---
		5825	20.320	5814.840	5835.160	---	---
11N40SISO	Ant1	5755	40.160	5735.080	5775.240	---	---
		5795	40.400	5774.920	5815.320	---	---
11AC20SISO	Ant1	5745	19.960	5734.960	5754.920	---	---
		5785	20.200	5774.960	5795.160	---	---
		5825	20.120	5814.880	5835.000	---	---
11AC40SISO	Ant1	5755	40.080	5735.000	5775.080	---	---
		5795	39.680	5775.320	5815.000	---	---
11AX20SISO	Ant1	5745	20.240	5734.840	5755.080	---	---
		5785	20.080	5774.960	5795.040	---	---
		5825	20.360	5814.760	5835.120	---	---
11AX40SISO	Ant1	5755	40.160	5734.920	5775.080	---	---
		5795	40.320	5774.920	5815.240	---	---



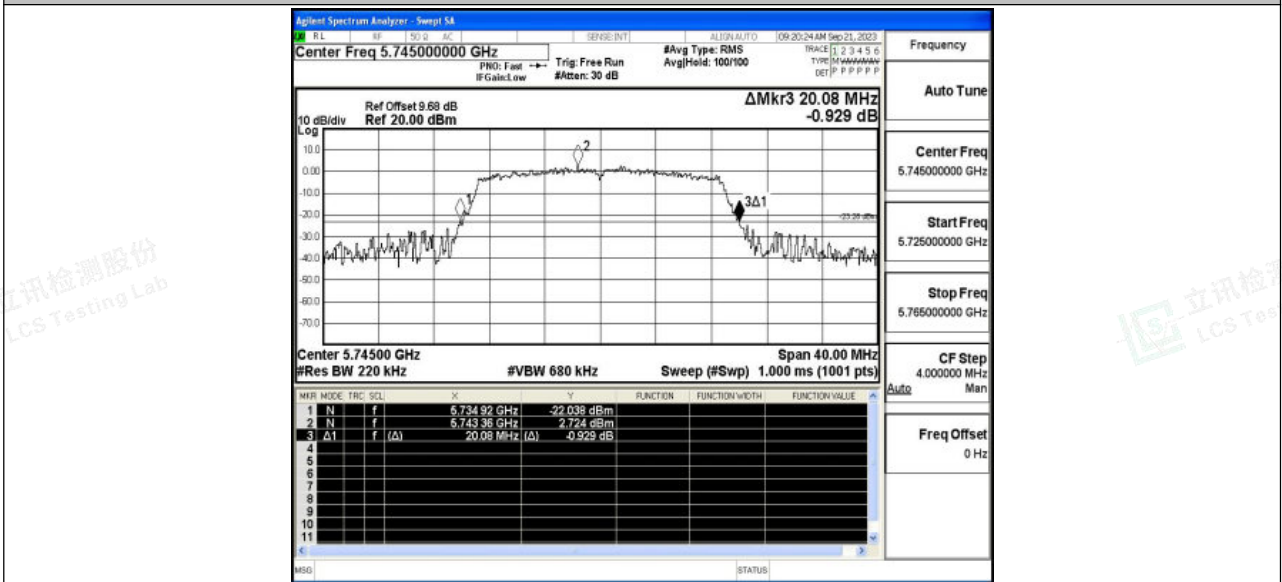


### Test Graphs

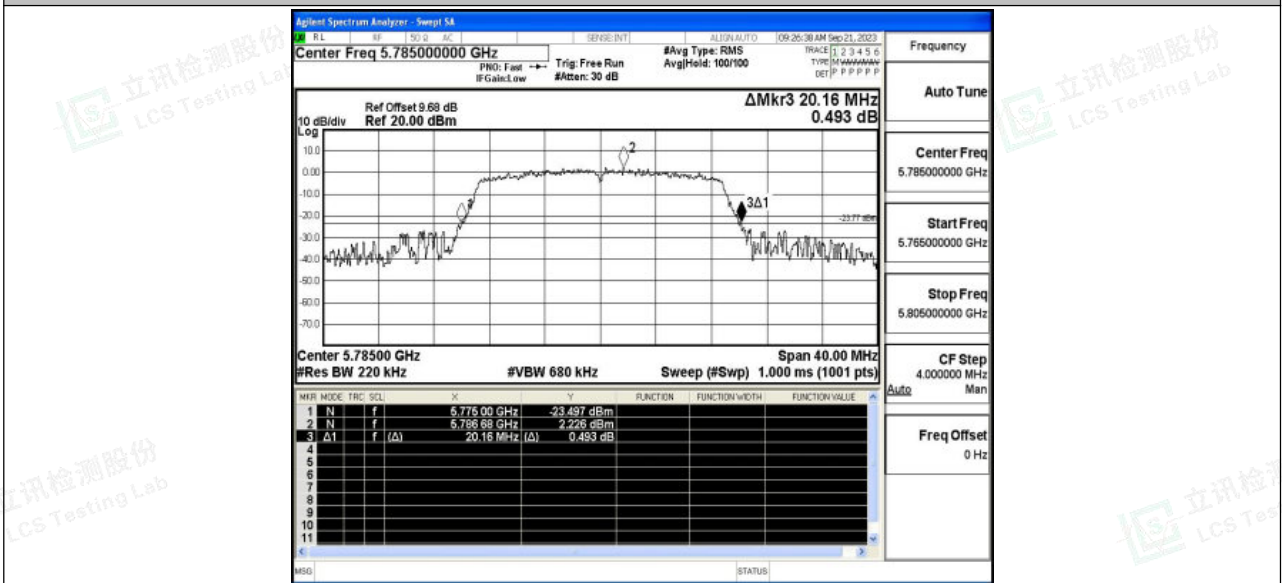




11N20SISO\_Ant1\_5745

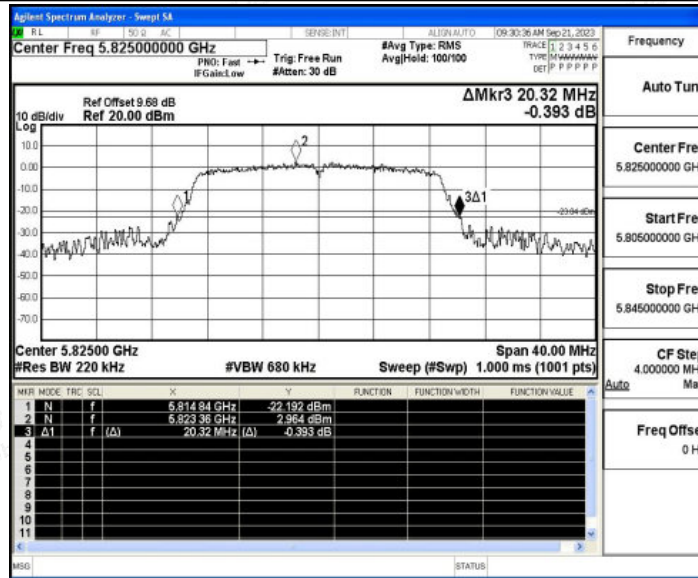


11N20SISO\_Ant1\_5785

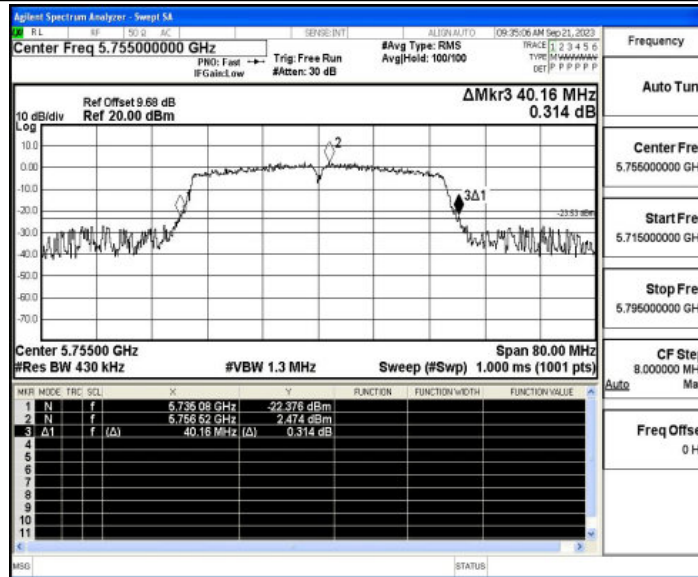




11N20SISO\_Ant1\_5825

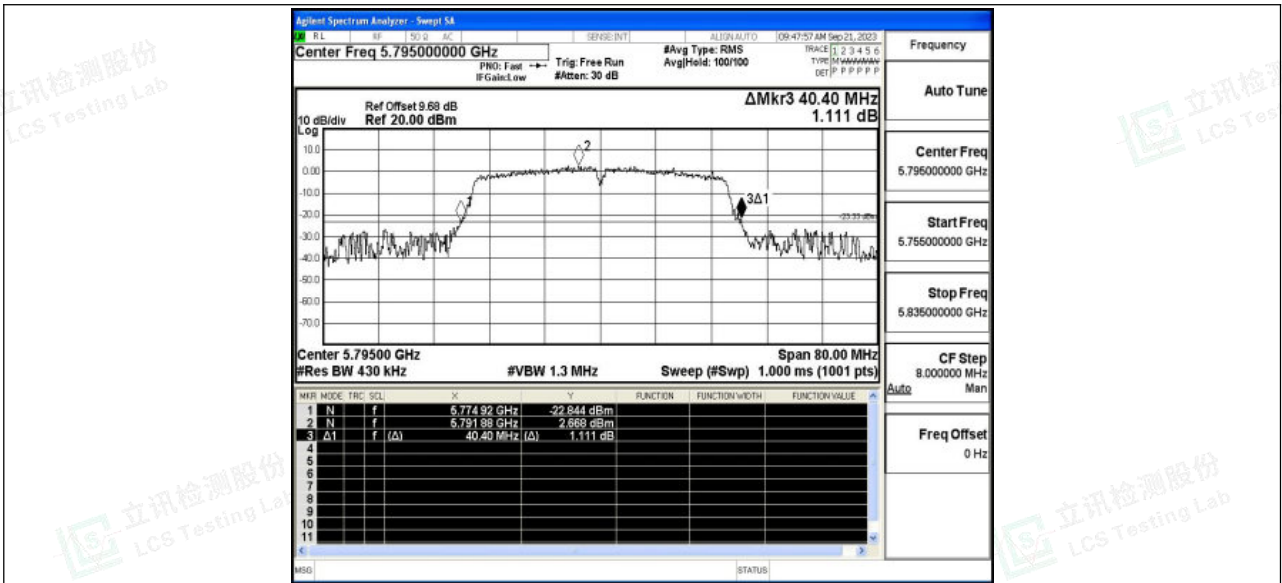


11N40SISO\_Ant1\_5755

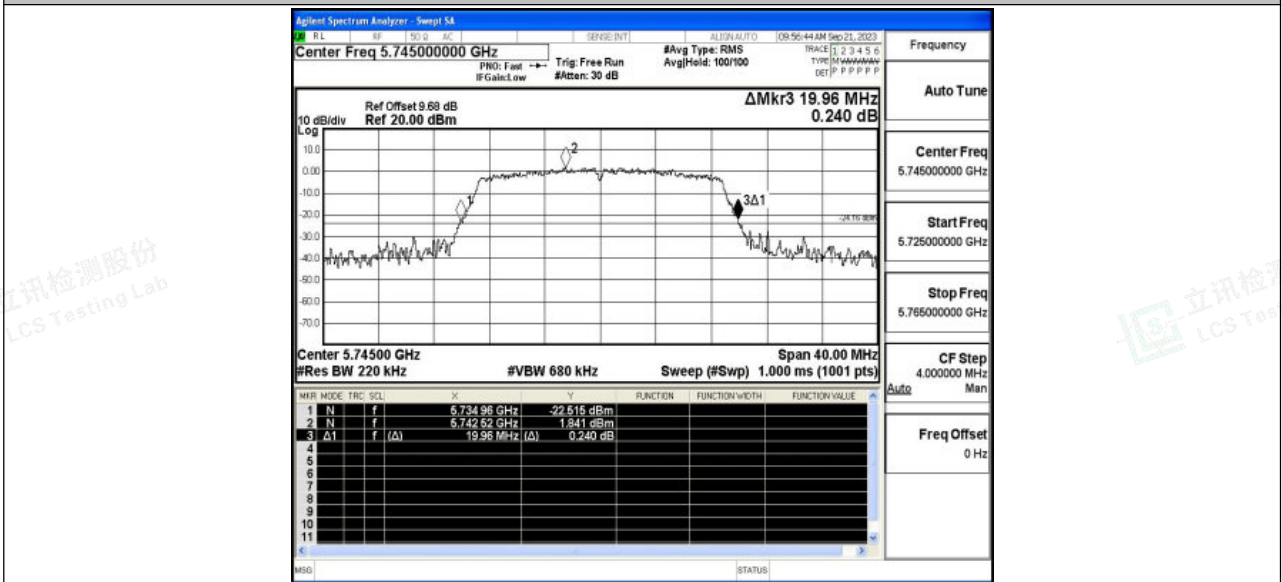


11N40SISO\_Ant1\_5795

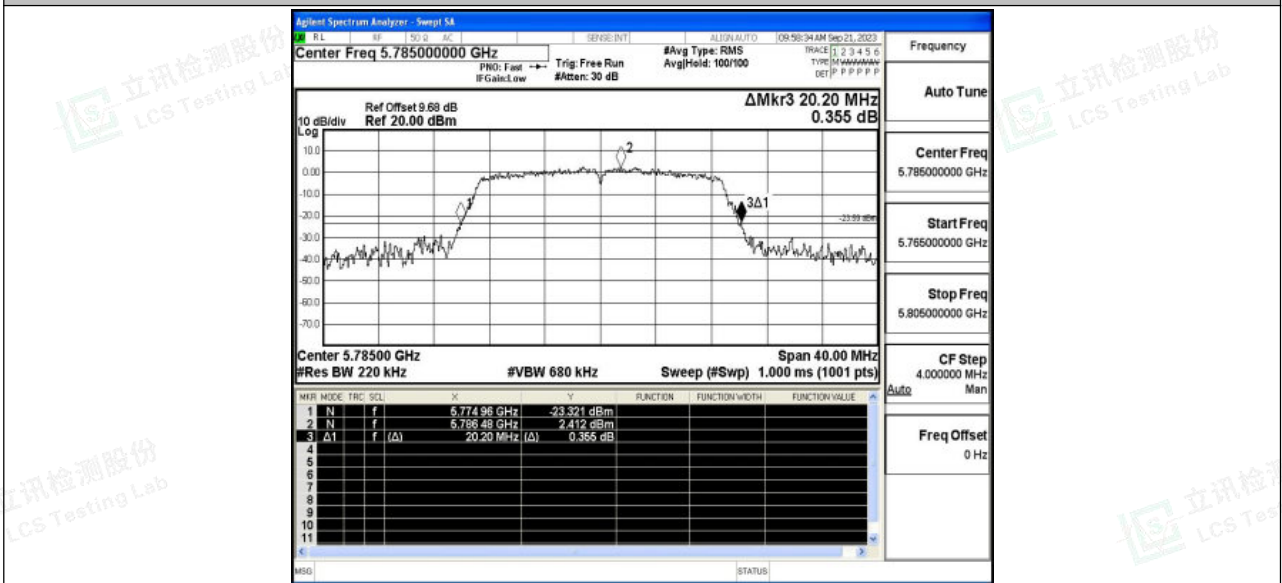




11AC20SISO\_Ant1\_5745

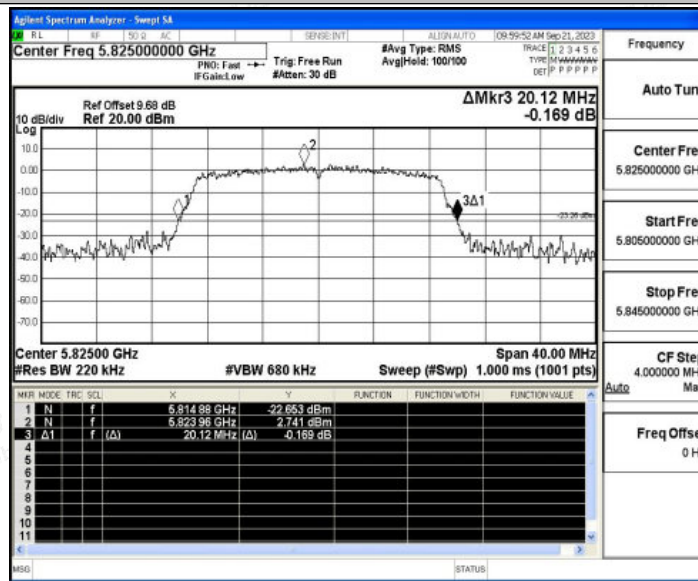


11AC20SISO\_Ant1\_5785

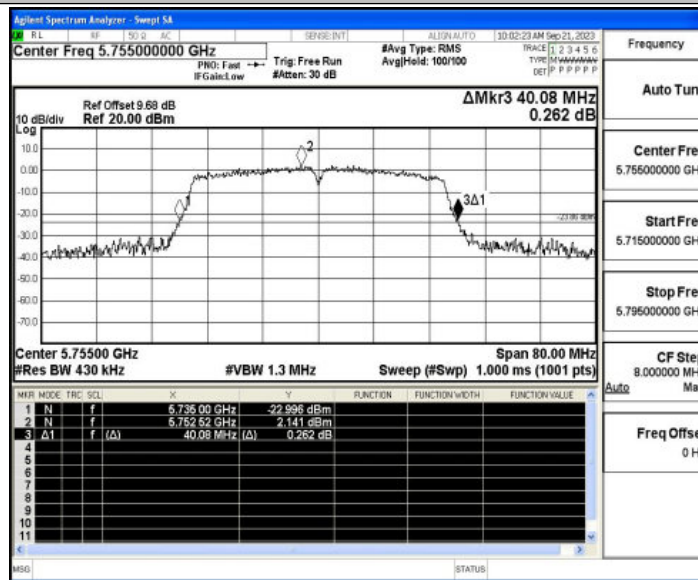




11AC20SISO\_Ant1\_5825

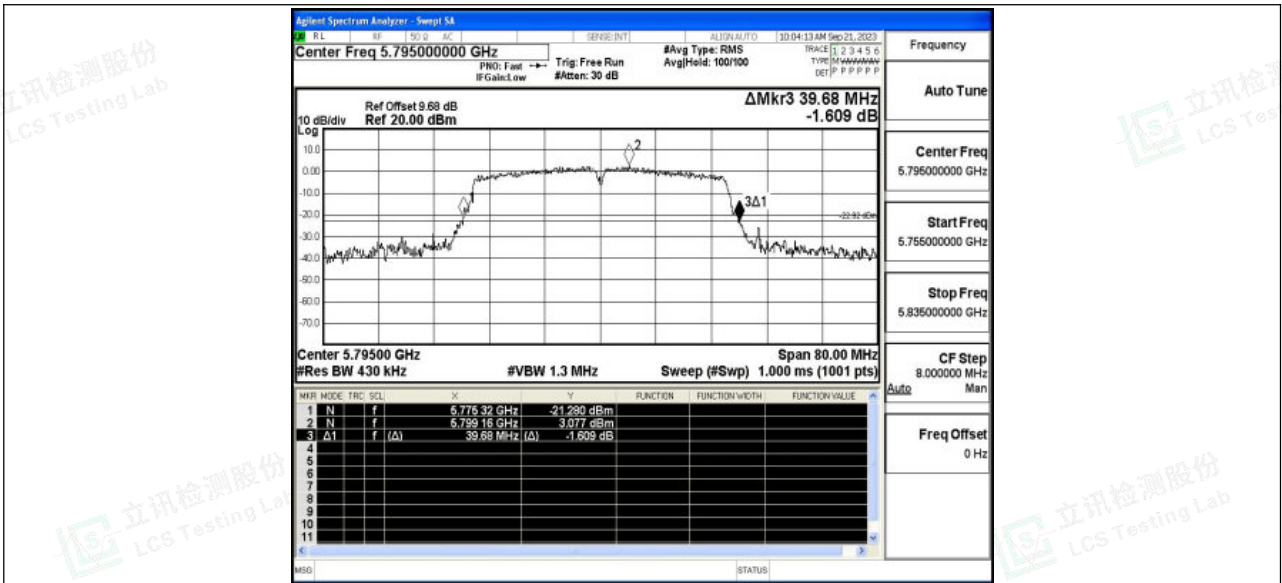


11AC40SISO\_Ant1\_5755

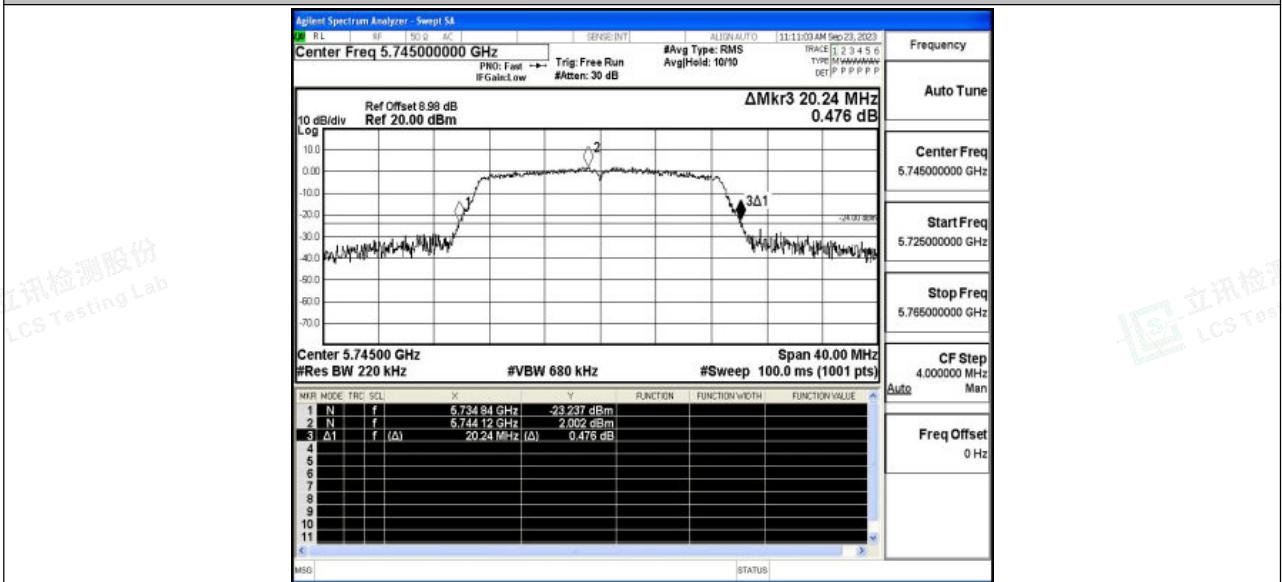


11AC40SISO\_Ant1\_5795

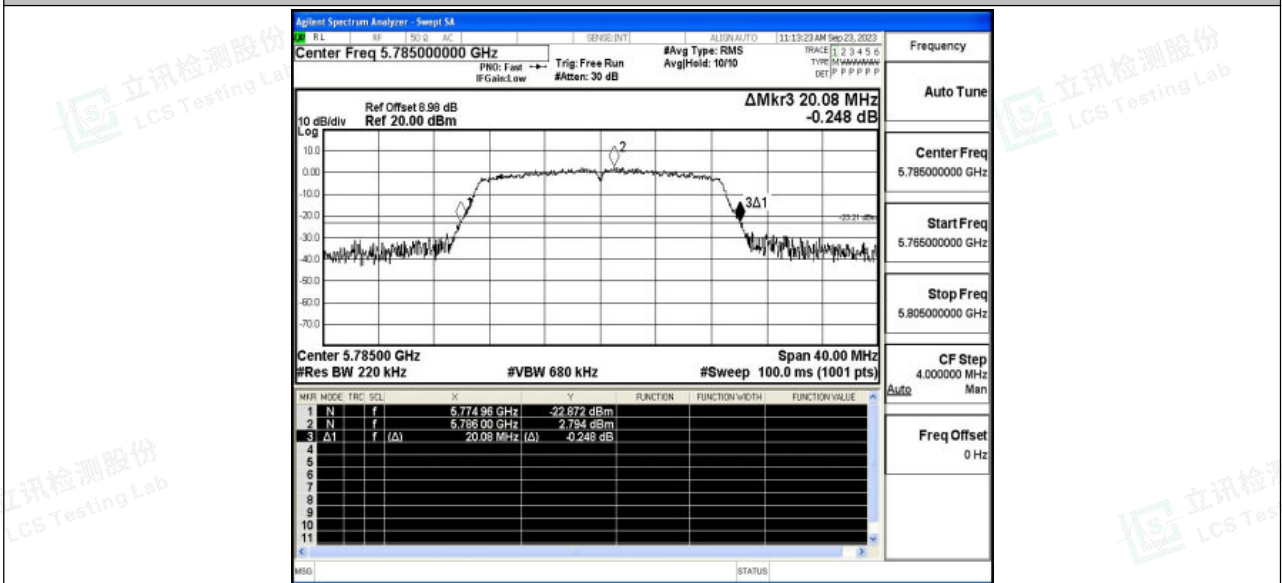




11AX20SISO\_Ant1\_5745



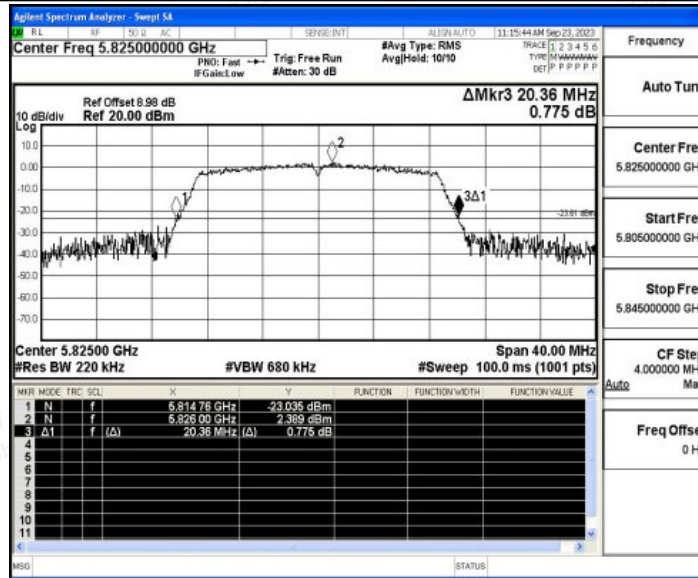
11AX20SISO\_Ant1\_5785



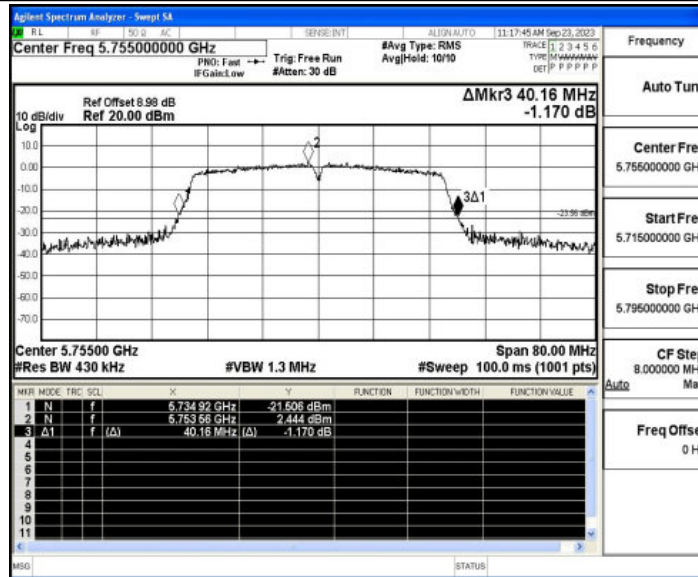




11AX20SISO\_Ant1\_5825

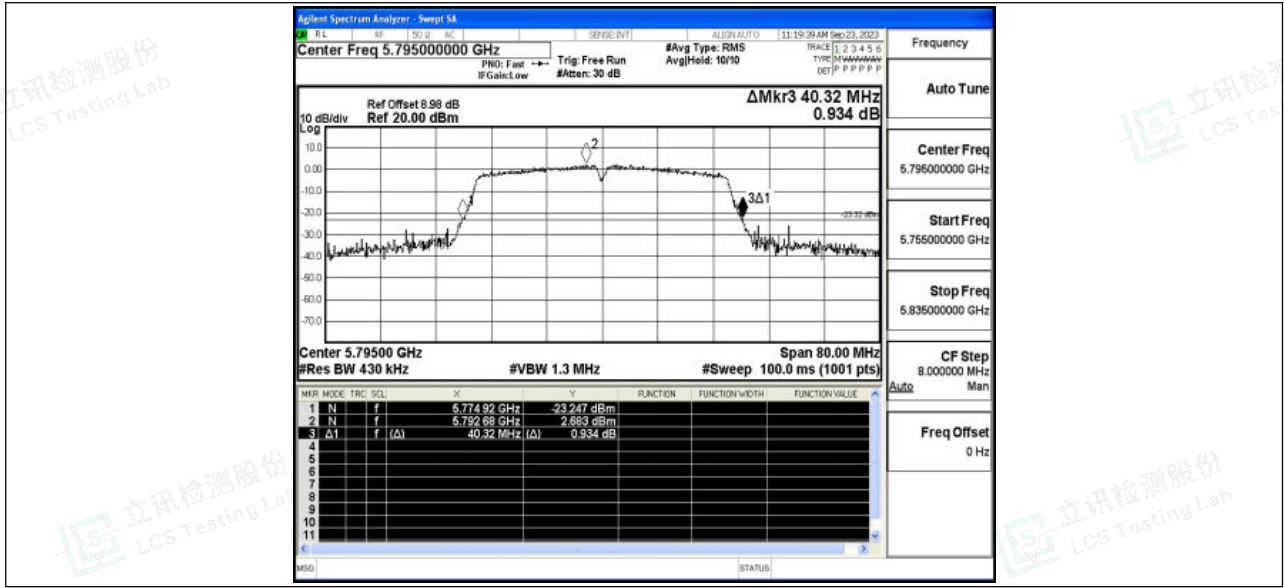


11AX40SISO\_Ant1\_5755



11AX40SISO\_Ant1\_5795







## E.2 Maximum conducted output power

Test Mode	Antenna	Frequency[MHz]	Result [dBm]	Limit [dBm]	Verdict
11A	Ant1	5745	12.39	≤30.00	PASS
		5785	12.90	≤30.00	PASS
		5825	12.17	≤30.00	PASS
11N20SISO	Ant1	5745	11.77	≤30.00	PASS
		5785	11.91	≤30.00	PASS
		5825	12.24	≤30.00	PASS
11N40SISO	Ant1	5755	12.04	≤30.00	PASS
		5795	12.25	≤30.00	PASS
11AC20SISO	Ant1	5745	12.01	≤30.00	PASS
		5785	12.39	≤30.00	PASS
		5825	12.42	≤30.00	PASS
11AC40SISO	Ant1	5755	11.99	≤30.00	PASS
		5795	12.26	≤30.00	PASS
11AX20SISO	Ant1	5745	11.29	≤30.00	PASS
		5785	11.54	≤30.00	PASS
		5825	11.59	≤30.00	PASS
11AX40SISO	Ant1	5755	11.21	≤30.00	PASS
		5795	11.43	≤30.00	PASS

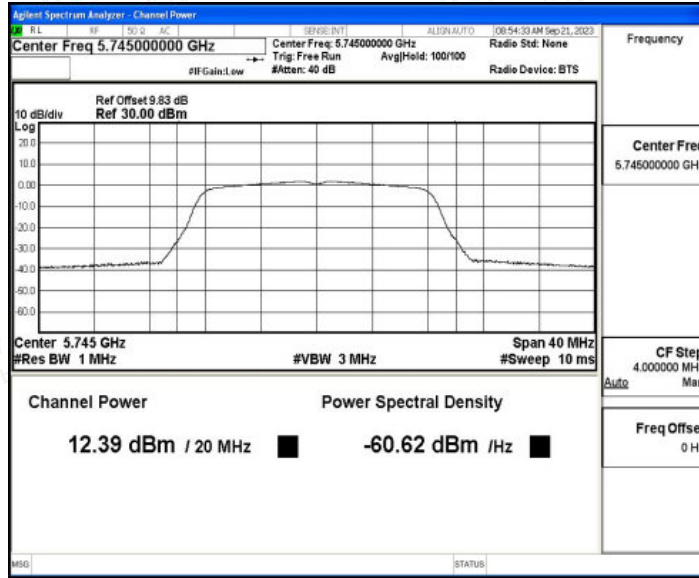
Note: The Duty Cycle Factor is compensated in the graph.



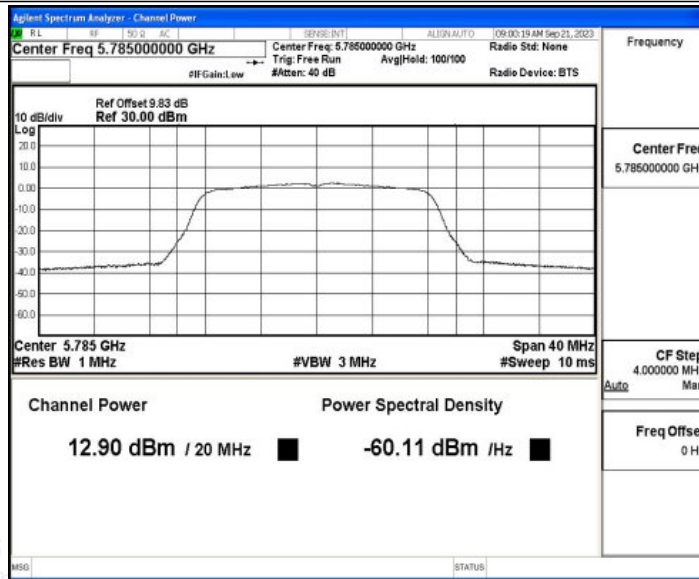


### Test Graphs Channel Power

11A\_Ant1\_5745



11A\_Ant1\_5785

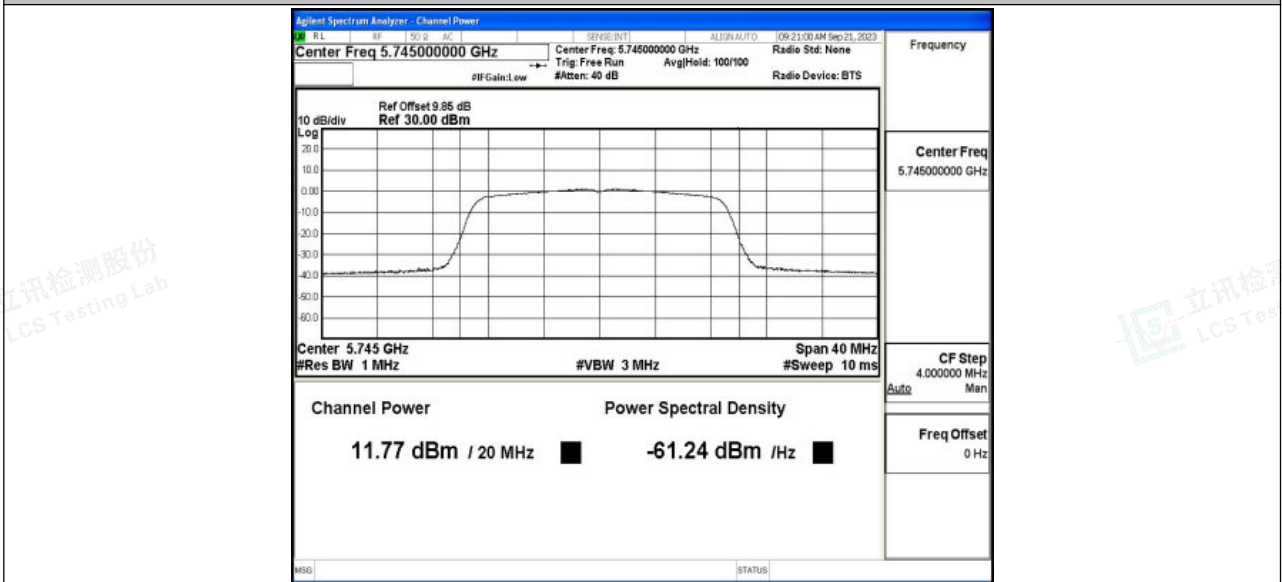


11A\_Ant1\_5825

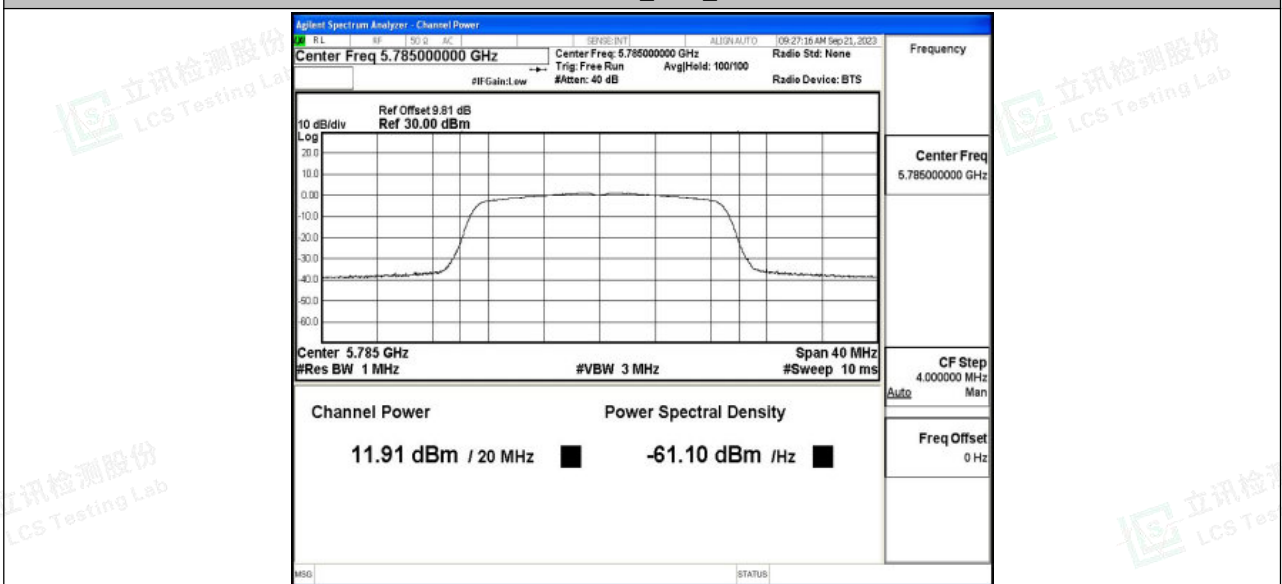




11N20SISO\_Ant1\_5745

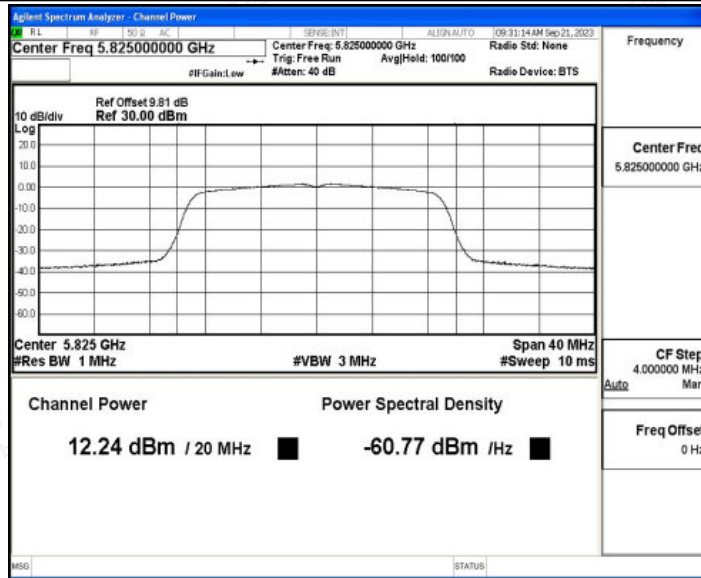


11N20SISO\_Ant1\_5785

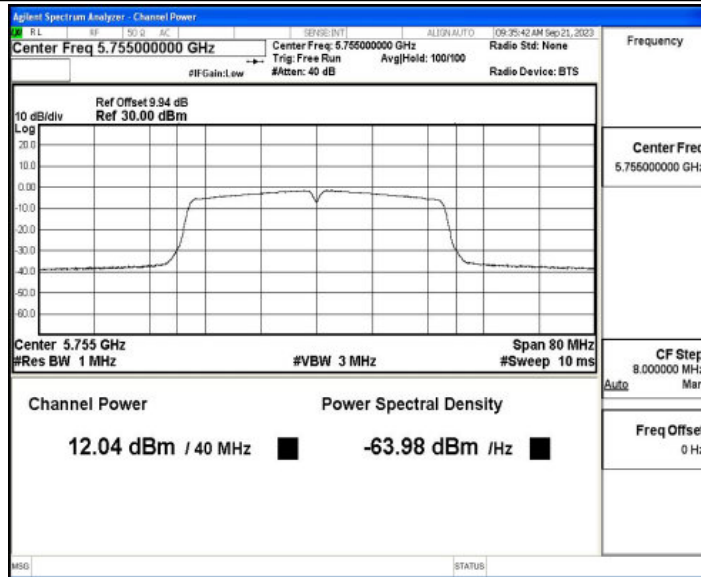




11N20SISO\_Ant1\_5825

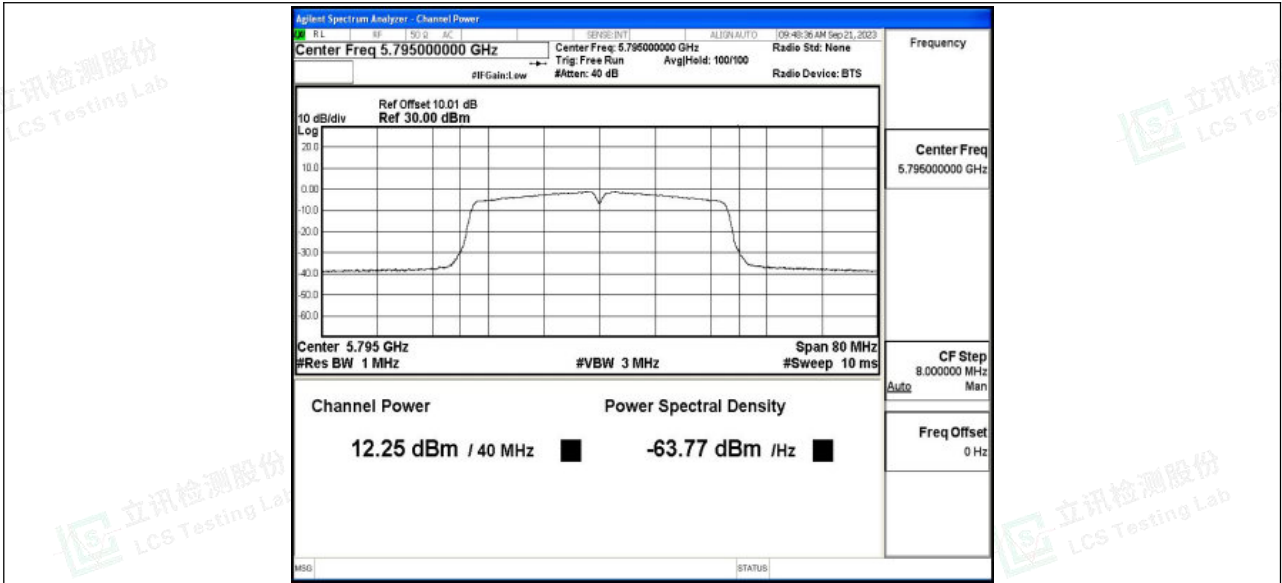


11N40SISO\_Ant1\_5755

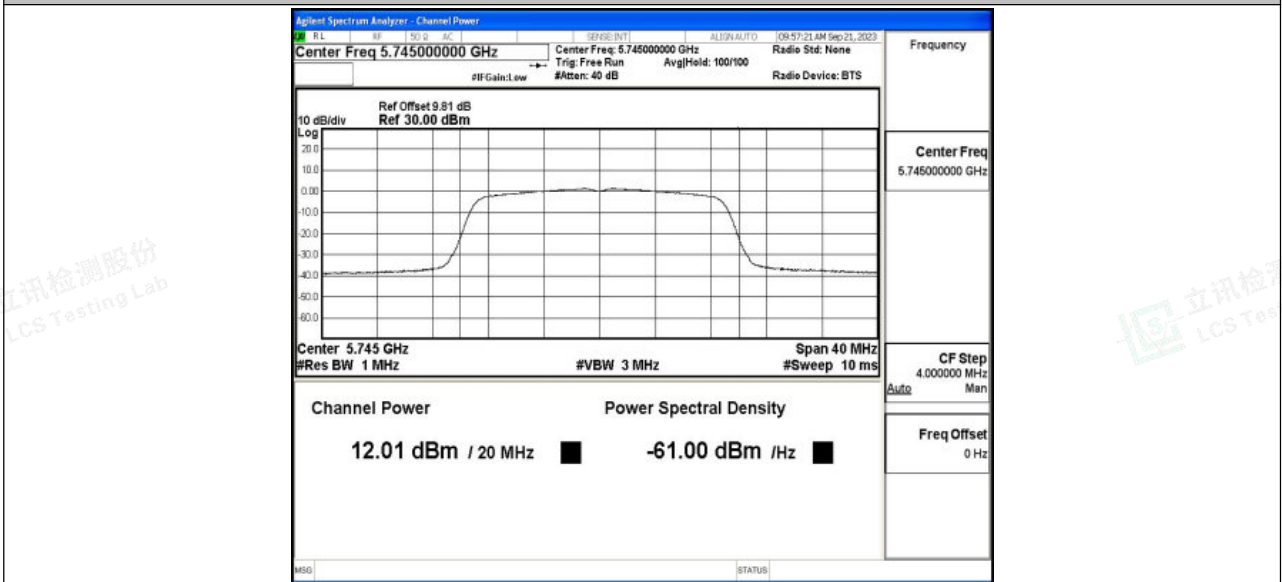


11N40SISO\_Ant1\_5795

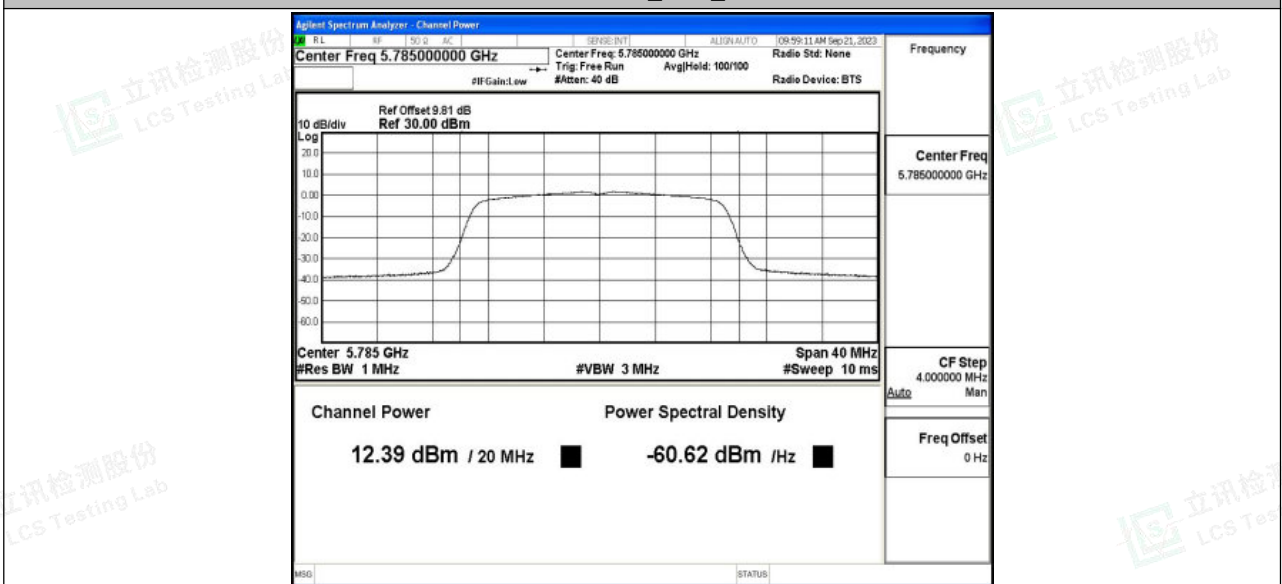




11AC20SISO\_Ant1\_5745

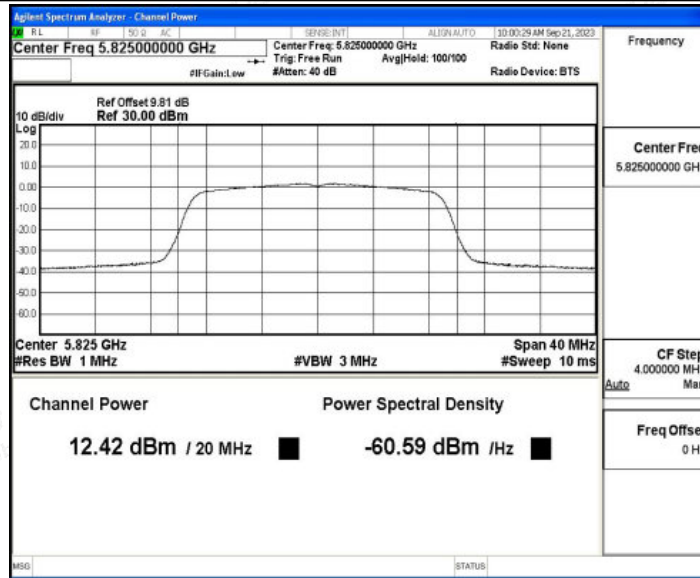


11AC20SISO\_Ant1\_5785

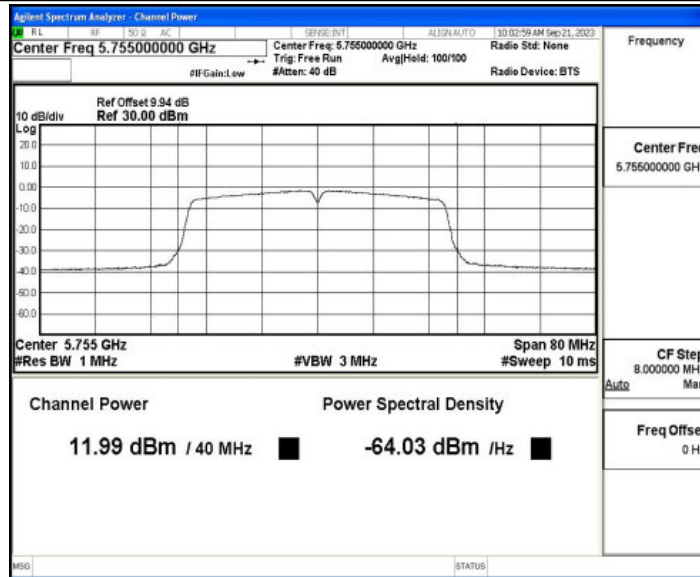




11AC20SISO\_Ant1\_5825



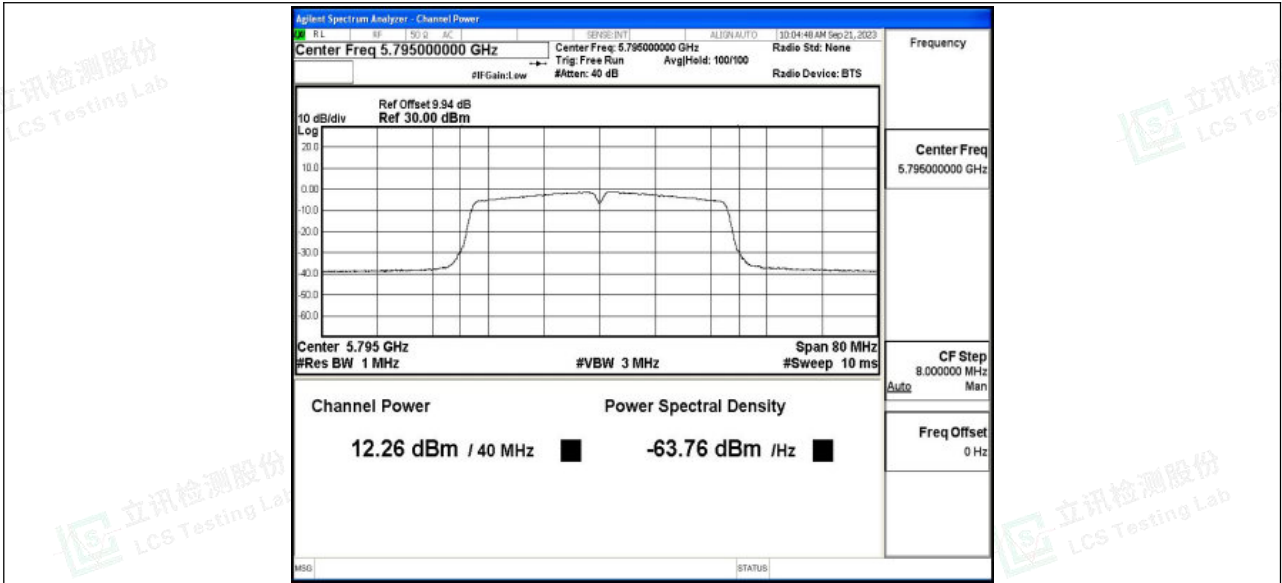
11AC40SISO\_Ant1\_5755



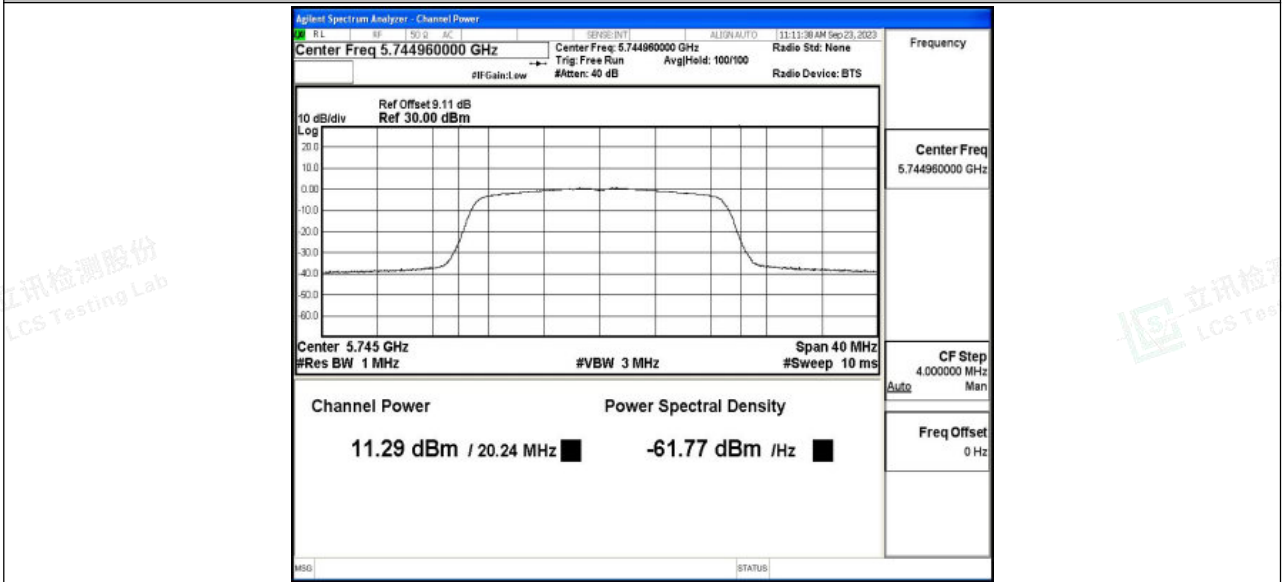
11AC40SISO\_Ant1\_5795



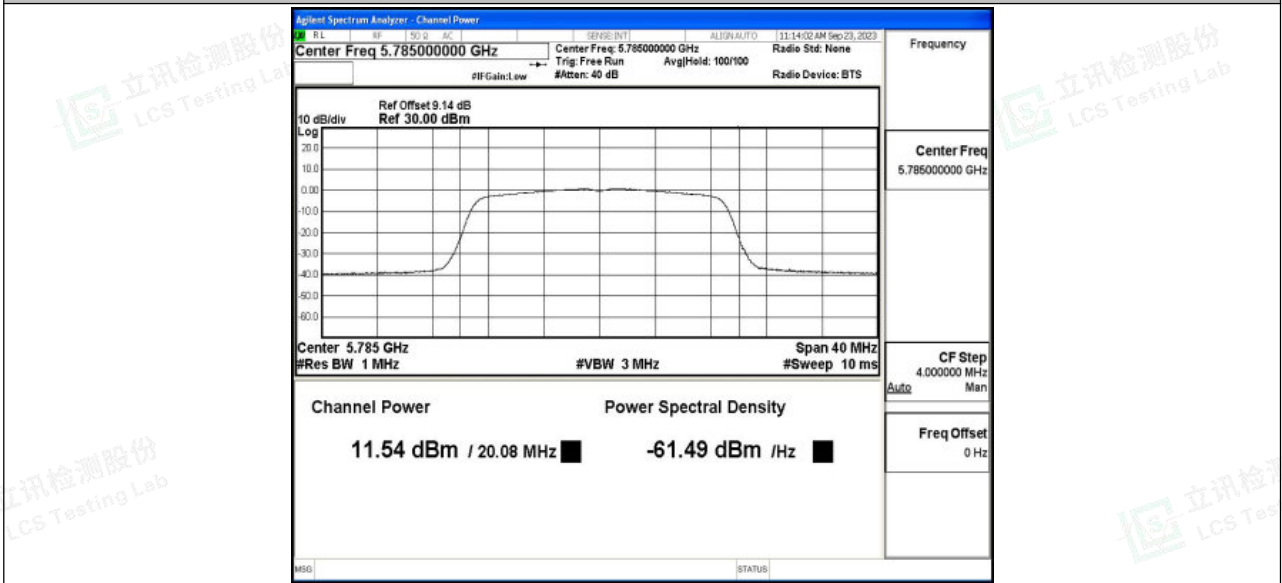




11AX20SISO\_Ant1\_5745

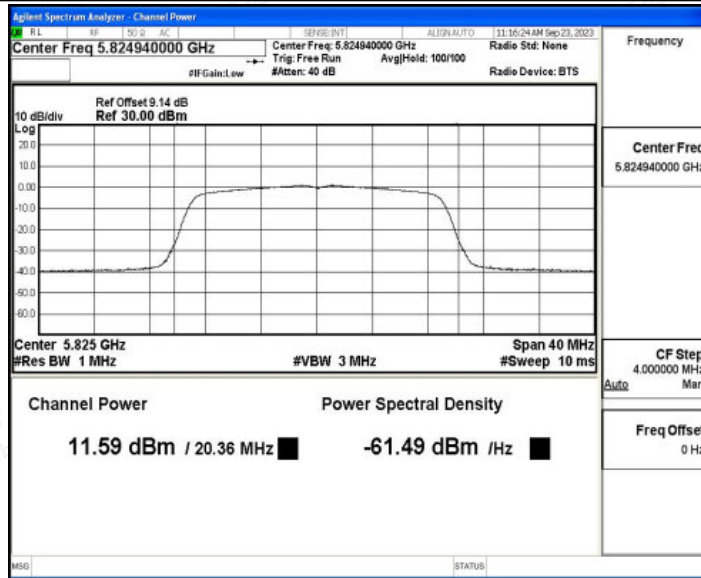


11AX20SISO\_Ant1\_5785

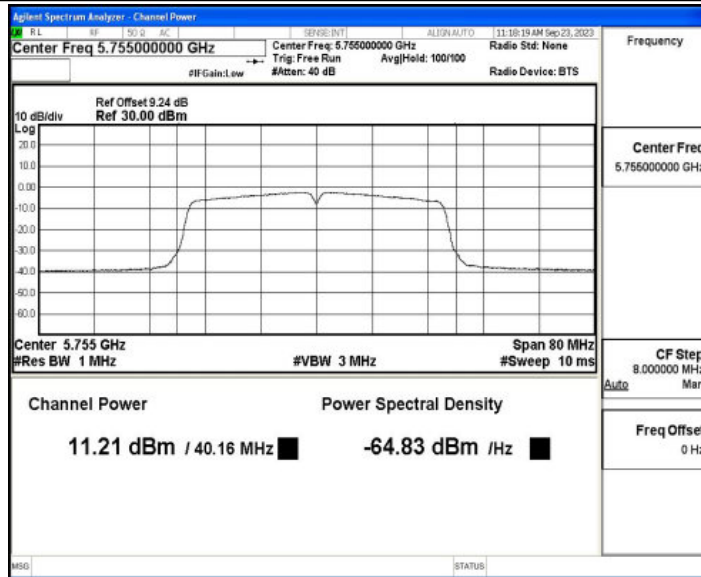




11AX20SISO\_Ant1\_5825

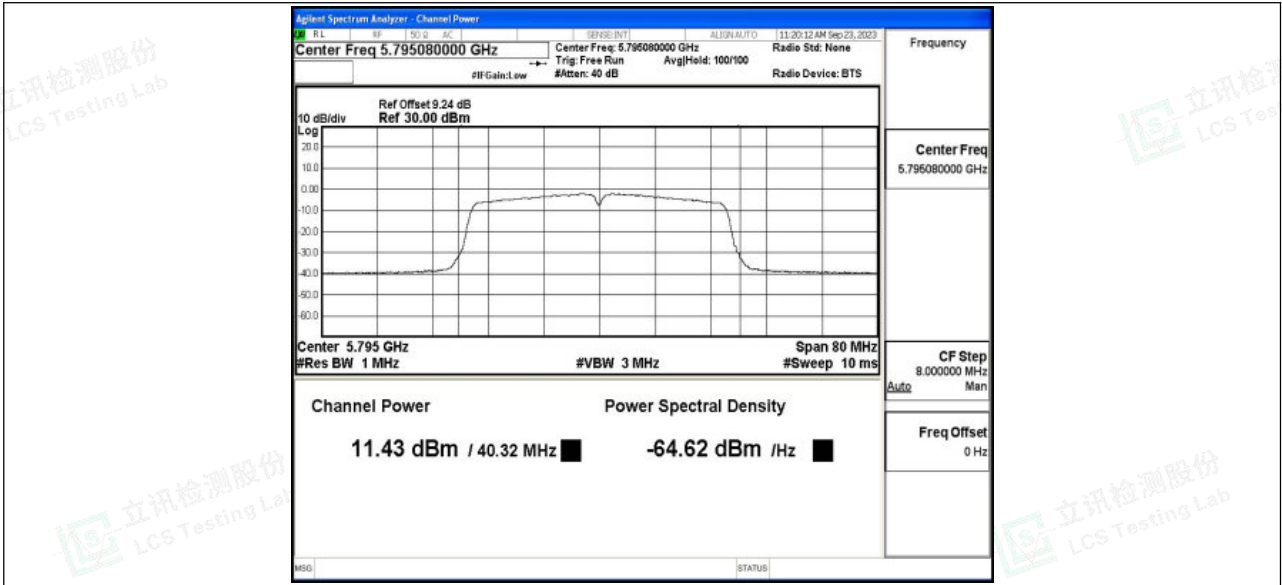


11AX40SISO\_Ant1\_5755



11AX40SISO\_Ant1\_5795







### E.3 Maximum power spectral density

#### Test Result

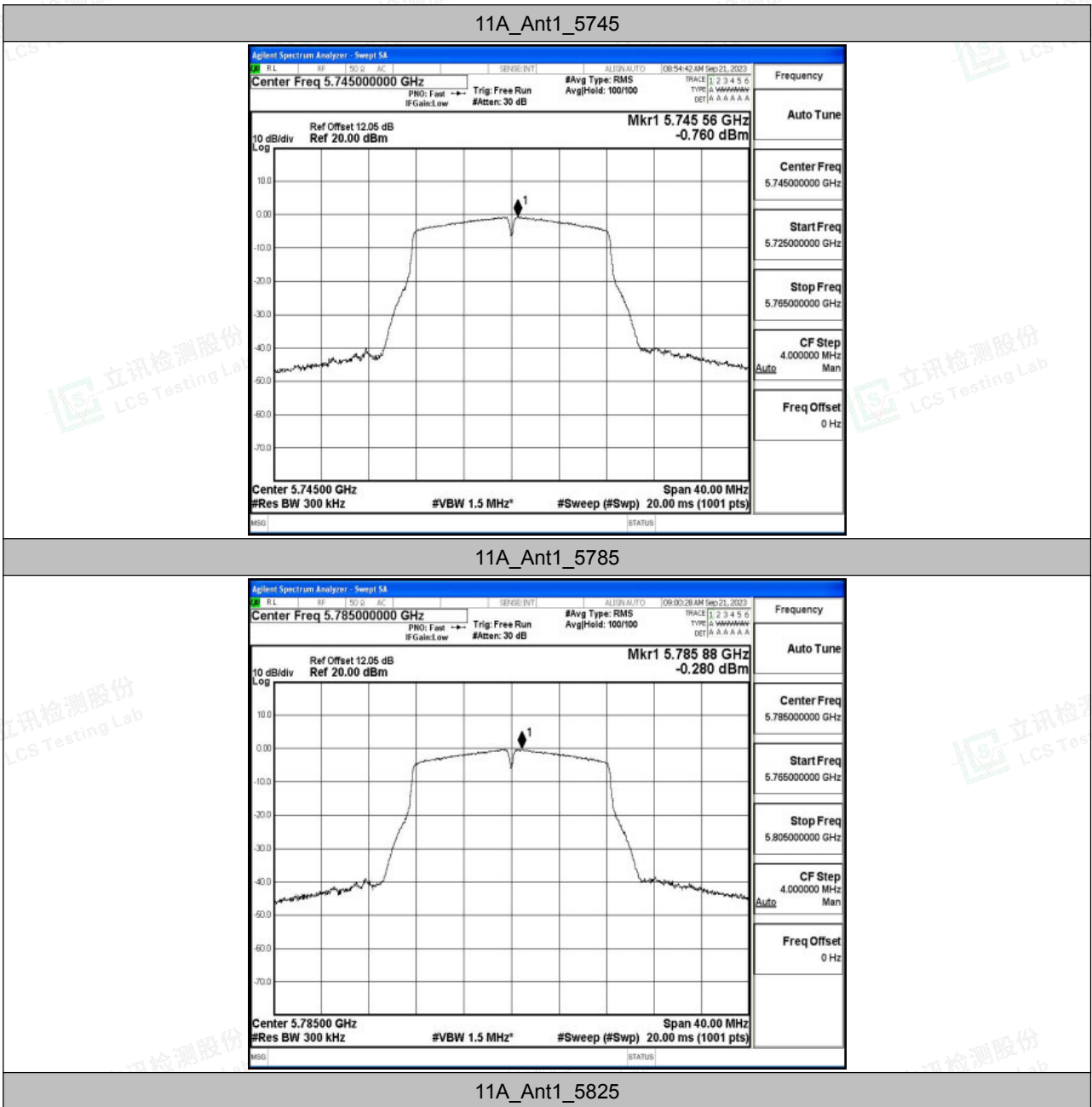
TestMode	Antenna	Frequency[MHz]	Result [dBm/MHz]	Limit[dBm/MHz]	Verdict
11A	Ant1	5745	-0.76	≤30.00	PASS
		5785	-0.28	≤30.00	PASS
		5825	-0.95	≤30.00	PASS
11N20SISO	Ant1	5745	-1.51	≤30.00	PASS
		5785	-1.28	≤30.00	PASS
		5825	-1.17	≤30.00	PASS
11N40SISO	Ant1	5755	-4.2	≤30.00	PASS
		5795	-3.95	≤30.00	PASS
11AC20SISO	Ant1	5745	-1.37	≤30.00	PASS
		5785	-0.86	≤30.00	PASS
		5825	-1	≤30.00	PASS
11AC40SISO	Ant1	5755	-4.29	≤30.00	PASS
		5795	-3.95	≤30.00	PASS
11AX20SISO	Ant1	5745	-2.07	≤30.00	PASS
		5785	-1.74	≤30.00	PASS
		5825	-1.77	≤30.00	PASS
11AX40SISO	Ant1	5755	-5.13	≤30.00	PASS
		5795	-4.74	≤30.00	PASS

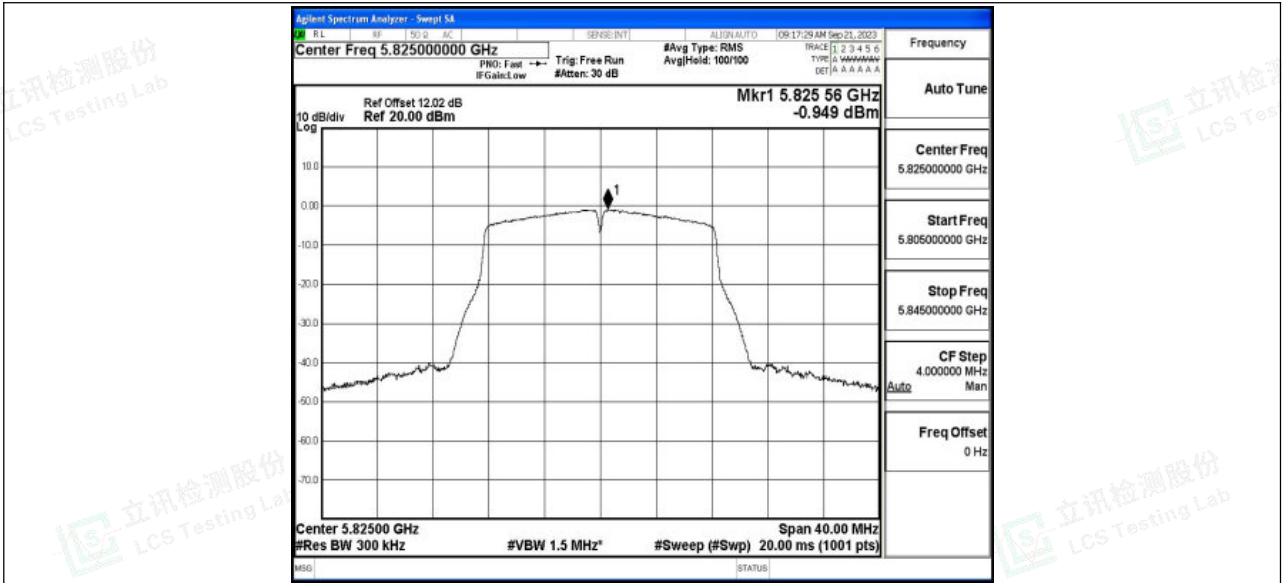
Note: 1.The Result and Limit Unit is dBm/500 kHz in the band 5.725–5.85 GHz.  
 2.The Duty Cycle Factor and RBW Factor is compensated in the graph.



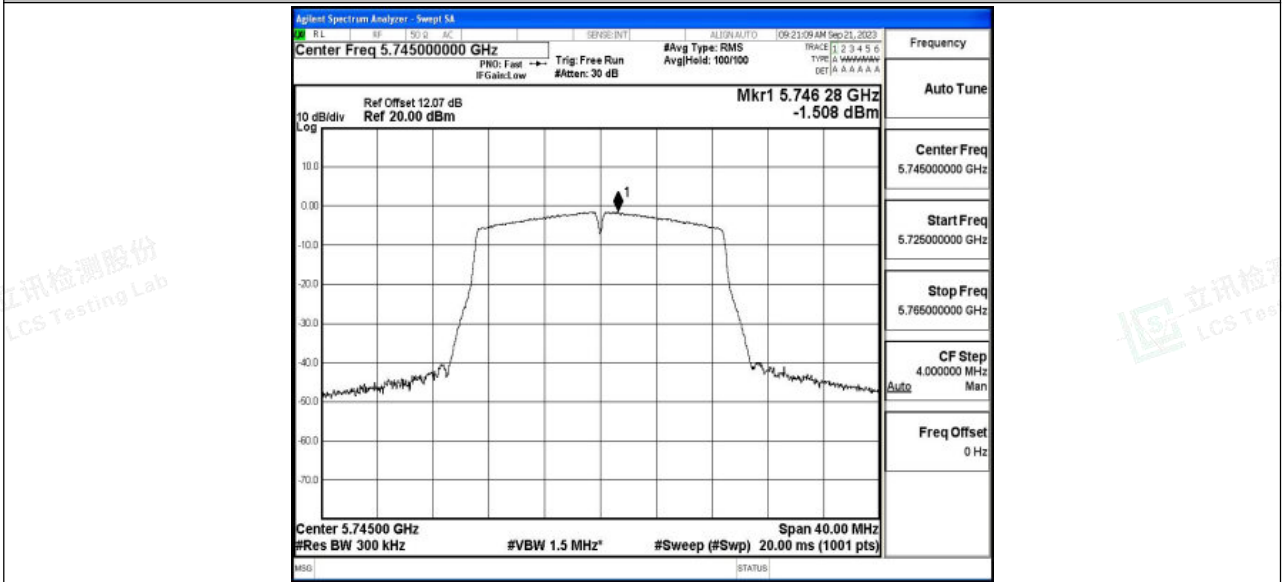


### Test Graphs

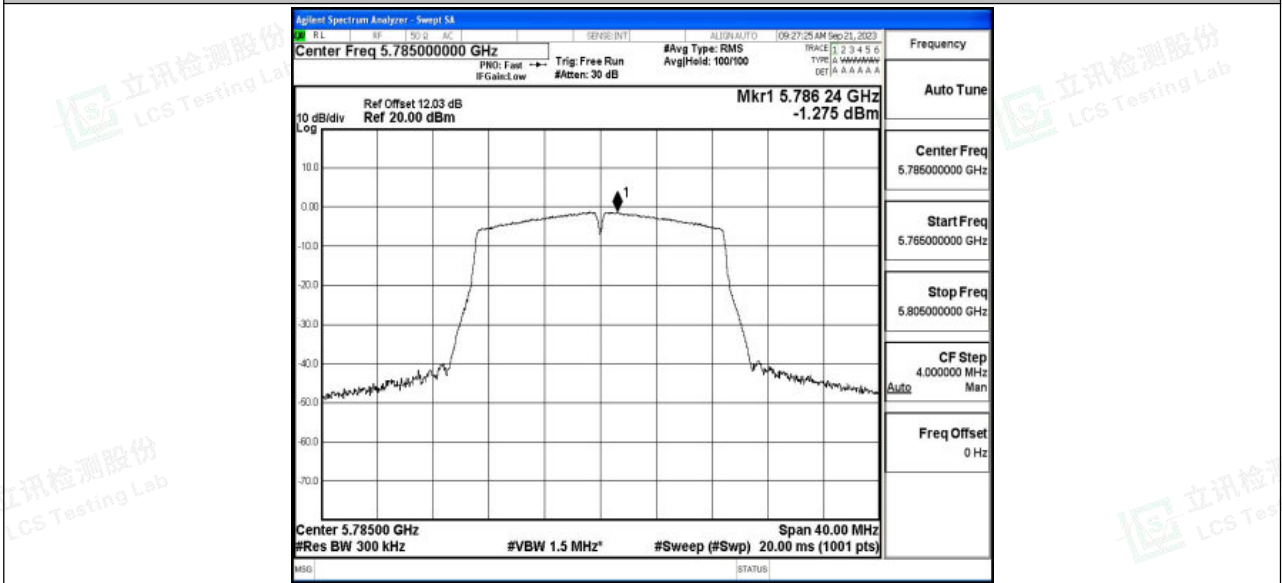




11N20SISO\_Ant1\_5745

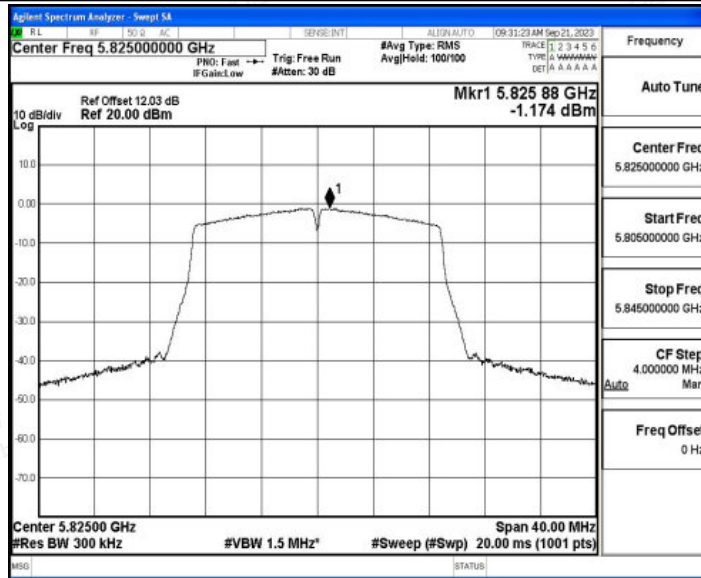


11N20SISO\_Ant1\_5785

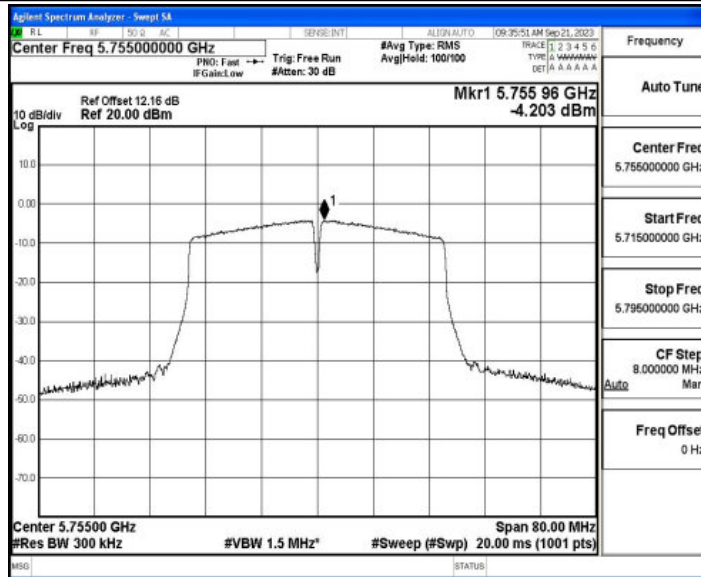




11N20SISO\_Ant1\_5825

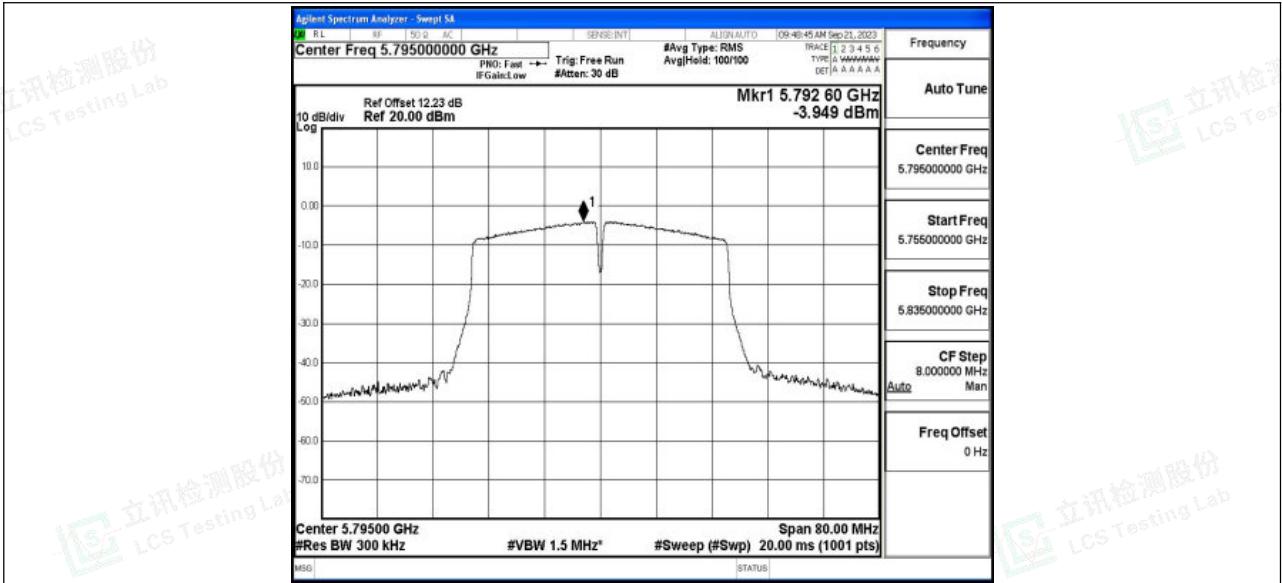


11N40SISO\_Ant1\_5755

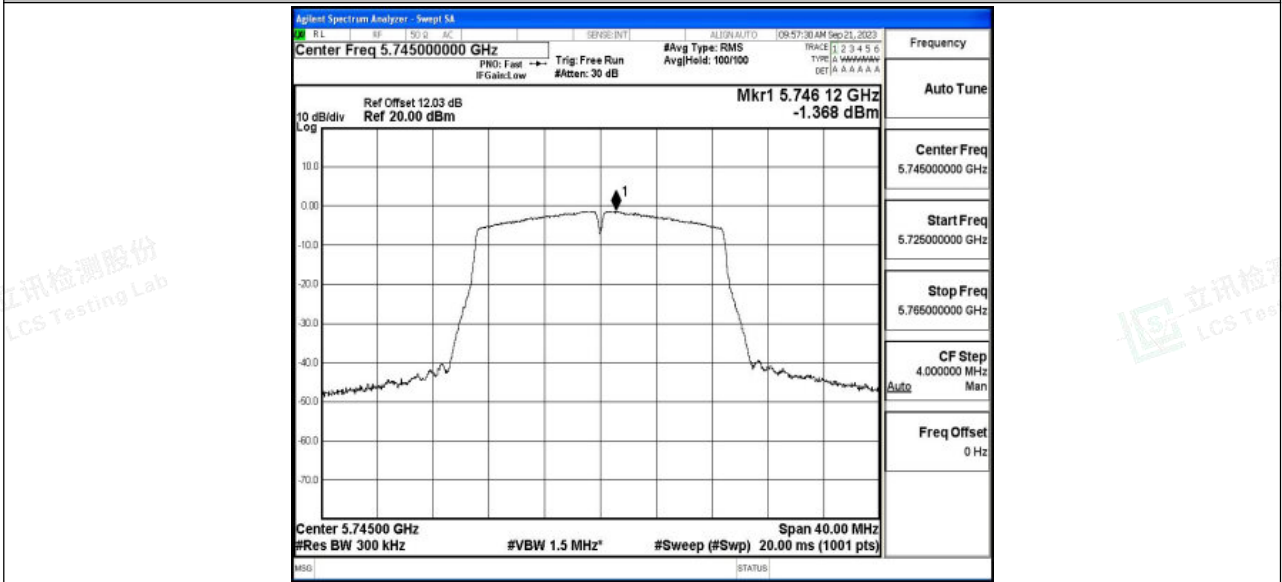


11N40SISO\_Ant1\_5795

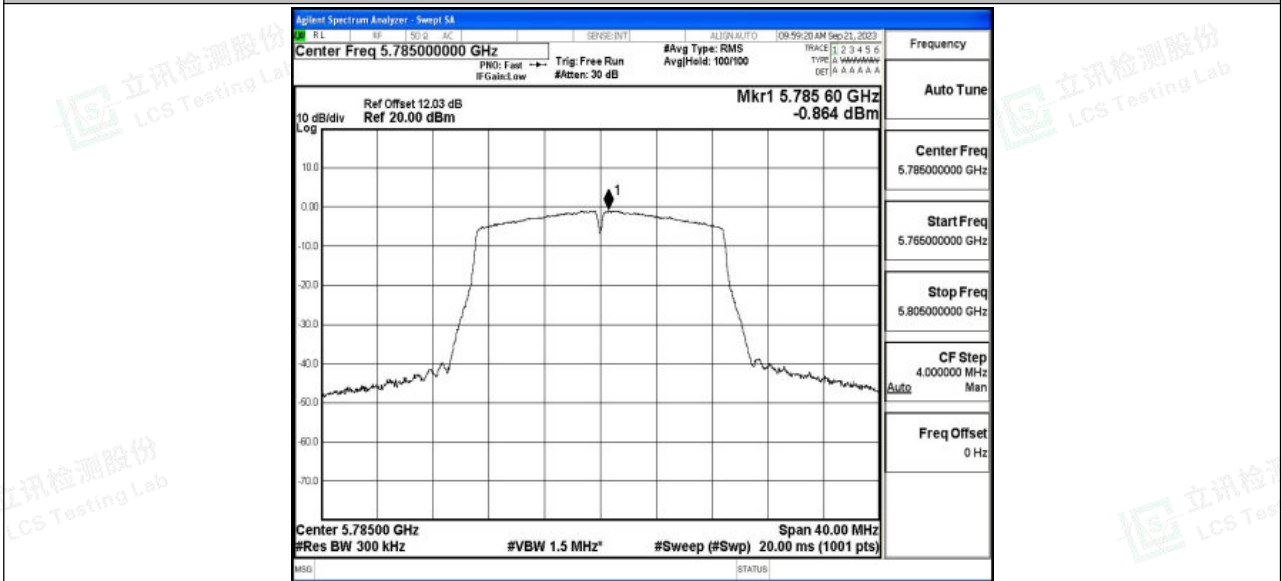




11AC20SISO\_Ant1\_5745



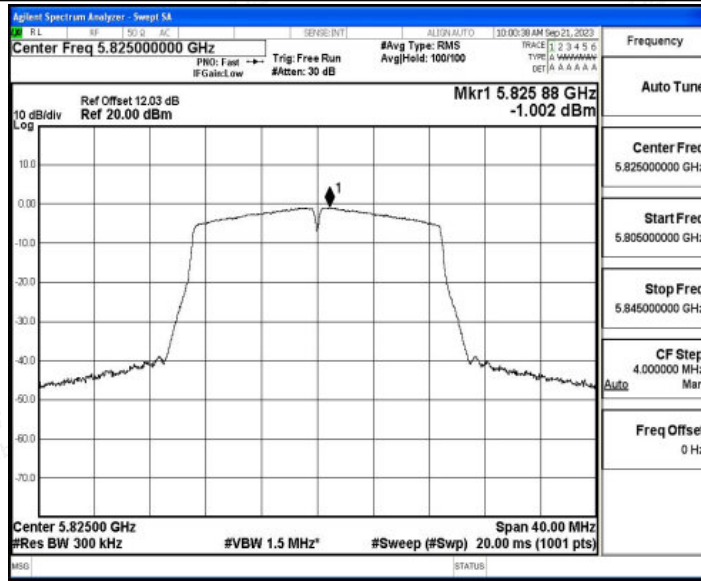
11AC20SISO\_Ant1\_5785



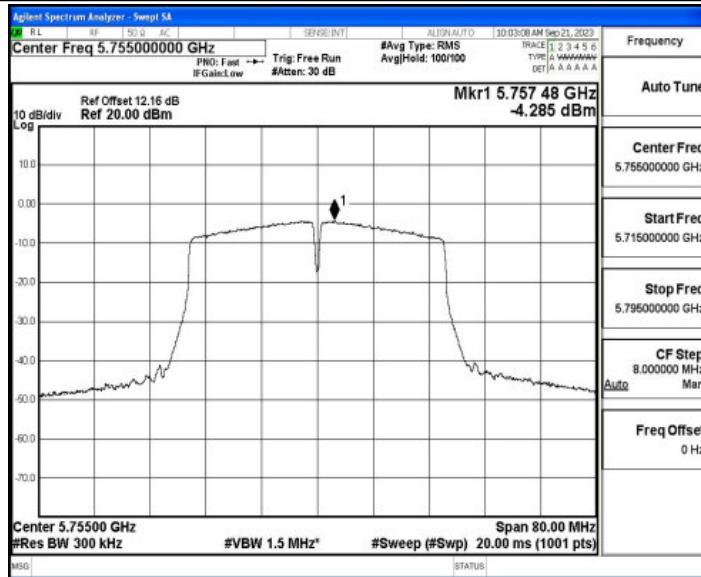




11AC20SISO\_Ant1\_5825

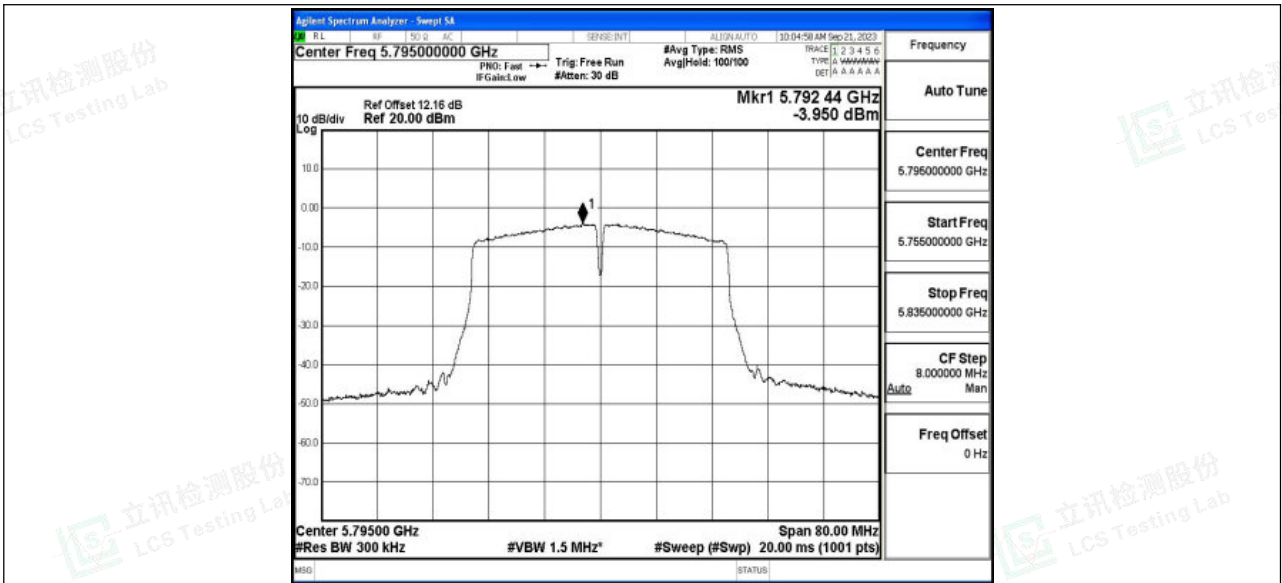


11AC40SISO\_Ant1\_5755

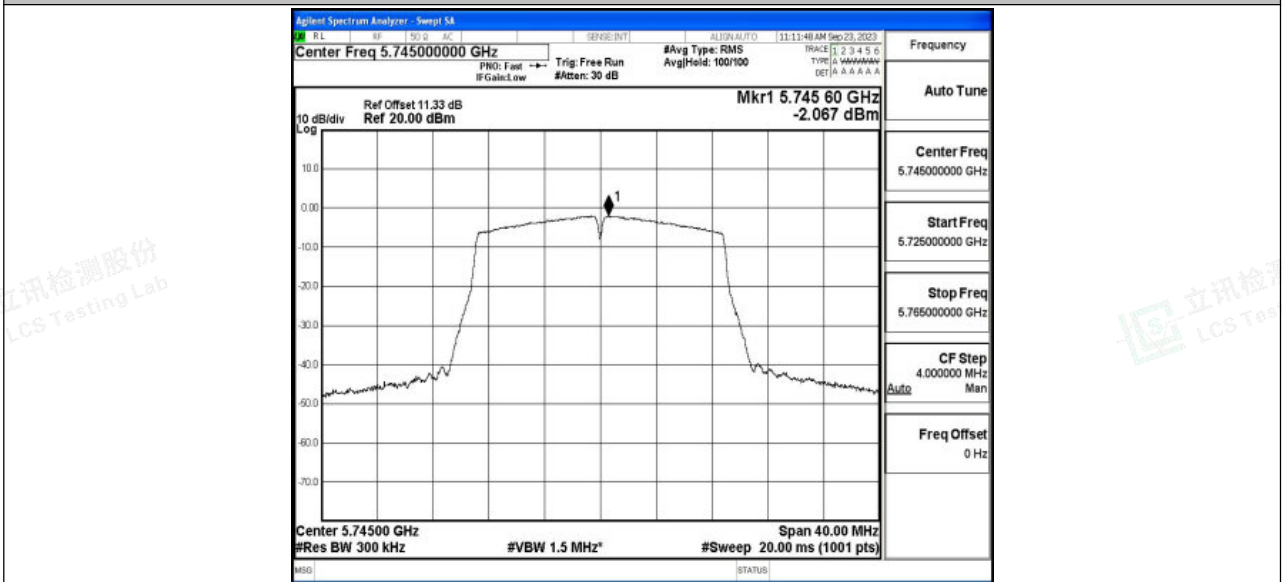


11AC40SISO\_Ant1\_5795

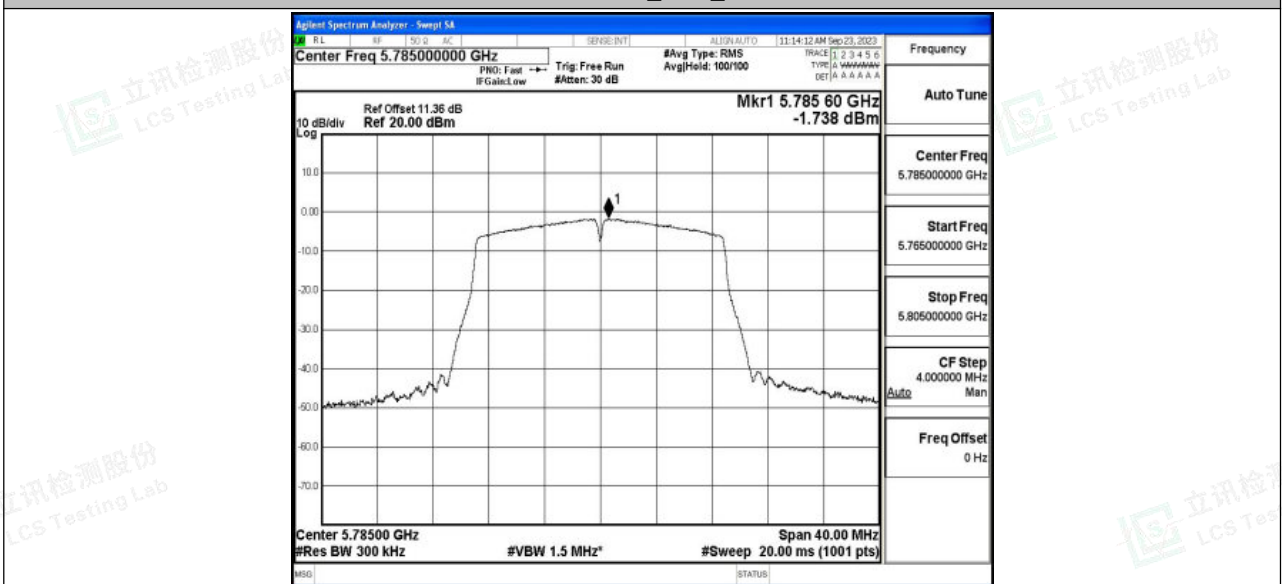




11AX20SISO\_Ant1\_5745

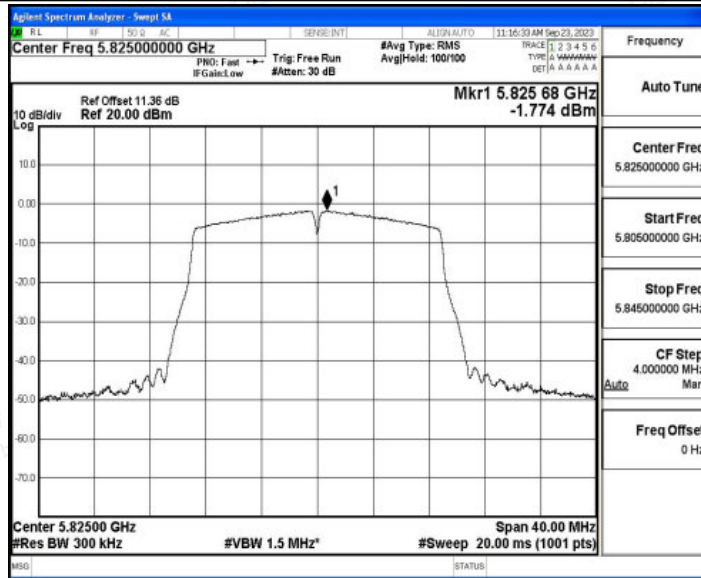


11AX20SISO\_Ant1\_5785

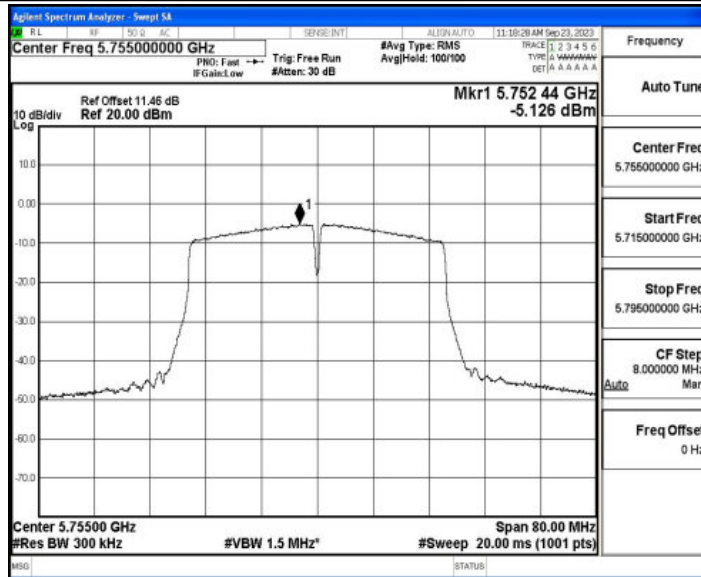




11AX20SISO\_Ant1\_5825

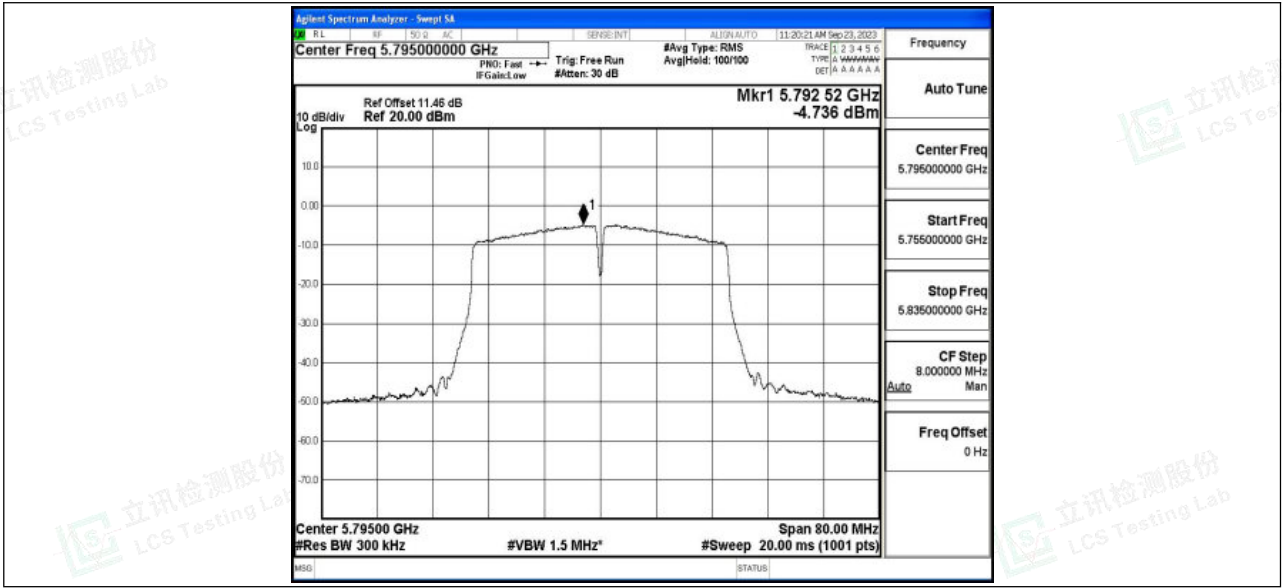


11AX40SISO\_Ant1\_5755



11AX40SISO\_Ant1\_5795







### E.4 Emissions in Restricted Bands

#### Test Result

TestMode	Antenna	ChName	Frequenc y [MHz]	Detector	Freq [MHz]	Result [dBm]	Gain (dBi)	EIRP Power (dBm)	Limit [dBm]	Verdict
11A	Ant1	Low	5745	Peak	5650.000	-48.002	2.78	-45.22	≤-27.00	PASS
				Peak	5700.000	-43.33	2.78	-40.55	≤10.00	PASS
				Peak	5720.000	-33.53	2.78	-30.75	≤15.60	PASS
				Peak	5725.000	-28.94	2.78	-26.16	≤27.00	PASS
		High	5825	Peak	5850.000	-31.624	2.78	-28.84	≤15.60	PASS
				Peak	5855.000	-36.13	2.78	-33.35	≤27.00	PASS
				Peak	5875.000	-47.45	2.78	-44.67	≤15.60	PASS
				Peak	5925.000	-47.15	2.78	-44.37	≤10.00	PASS
11N20SIS O	Ant1	Low	5745	Peak	5650.000	-48.027	2.78	-45.25	≤-27.00	PASS
				Peak	5700.000	-43.49	2.78	-40.71	≤10.00	PASS
				Peak	5720.000	-33.23	2.78	-30.45	≤15.60	PASS
				Peak	5725.000	-34.6	2.78	-31.82	≤27.00	PASS
		High	5825	Peak	5850.000	-30.078	2.78	-27.30	≤15.60	PASS
				Peak	5855.000	-41.52	2.78	-38.74	≤27.00	PASS
				Peak	5875.000	-43.25	2.78	-40.47	≤15.60	PASS
				Peak	5925.000	-48.6	2.78	-45.82	≤10.00	PASS
11N40SIS O	Ant1	Low	5755	Peak	5650.000	-47.022	2.78	-44.24	≤-27.00	PASS
				Peak	5700.000	-40.41	2.78	-37.63	≤10.00	PASS
				Peak	5720.000	-29.26	2.78	-26.48	≤15.60	PASS
				Peak	5725.000	-36	2.78	-33.22	≤27.00	PASS
		High	5795	Peak	5850.000	-35.031	2.78	-32.25	≤15.60	PASS
				Peak	5855.000	-44.05	2.78	-41.27	≤27.00	PASS
				Peak	5875.000	-44.48	2.78	-41.70	≤15.60	PASS
				Peak	5925.000	-47.52	2.78	-44.74	≤10.00	PASS
11AC20SI SO	Ant1	Low	5745	Peak	5650.000	-47.16	2.78	-44.38	≤-27.00	PASS
				Peak	5700.000	-43.63	2.78	-40.85	≤10.00	PASS
				Peak	5720.000	-41.16	2.78	-38.38	≤15.60	PASS
				Peak	5725.000	-31.26	2.78	-28.48	≤27.00	PASS
		High	5825	Peak	5850.000	-31.827	2.78	-29.05	≤15.60	PASS
				Peak	5855.000	-33.71	2.78	-30.93	≤27.00	PASS
				Peak	5875.000	-46.36	2.78	-43.58	≤15.60	PASS
				Peak	5925.000	-49	2.78	-46.22	≤10.00	PASS
11AC40SI SO	Ant1	Low	5755	Peak	5650.000	-45.902	2.78	-43.12	≤-27.00	PASS
				Peak	5700.000	-43.1	2.78	-40.32	≤10.00	PASS
				Peak	5720.000	-29.65	2.78	-26.87	≤15.60	PASS
				Peak	5725.000	-27.8	2.78	-25.02	≤27.00	PASS





		High	5795	Peak	5850.000	-42.22	2.78	-39.44	≤15.60	PASS
				Peak	5855.000	-43.29	2.78	-40.51	≤27.00	PASS
				Peak	5875.000	-43.93	2.78	-41.15	≤15.60	PASS
				Peak	5925.000	-47.43	2.78	-44.65	≤10.00	PASS
11AX20SI SO	Ant1	Low	5745	Peak	5650.000	-51.905	2.78	-49.13	≤-27.00	PASS
				Peak	5700.000	-49.56	2.78	-46.78	≤10.00	PASS
				Peak	5720.000	-43.18	2.78	-40.40	≤15.60	PASS
				Peak	5725.000	-34.81	2.78	-32.03	≤27.00	PASS
		High	5825	Peak	5850.000	-48.009	2.78	-45.23	≤15.60	PASS
				Peak	5855.000	-48.82	2.78	-46.04	≤27.00	PASS
				Peak	5875.000	-49.45	2.78	-46.67	≤15.60	PASS
				Peak	5925.000	-49.54	2.78	-46.76	≤10.00	PASS
11AX40SI SO	Ant1	Low	5755	Peak	5650.000	-47.372	2.78	-44.59	≤-27.00	PASS
				Peak	5700.000	-47.09	2.78	-44.31	≤10.00	PASS
				Peak	5720.000	-41.3	2.78	-38.52	≤15.60	PASS
				Peak	5725.000	-45.42	2.78	-42.64	≤27.00	PASS
		High	5795	Peak	5850.000	-49.08	2.78	-46.30	≤15.60	PASS
				Peak	5855.000	-47.42	2.78	-44.64	≤27.00	PASS
				Peak	5875.000	-49.94	2.78	-47.16	≤15.60	PASS
				Peak	5925.000	-54.51	2.78	-51.73	≤10.00	PASS

Note:

1. The Antenna Gain is compensated in the graph.
2. For transmitters operating in 5150-5350 GHz band and 5470-5725 GHz band: The limit in dBm for average detector is conversion from 54dBuV/m, according to 15.209(a). The limit in dBm for peak detector is 20dB above the limit of average detector in dBm.



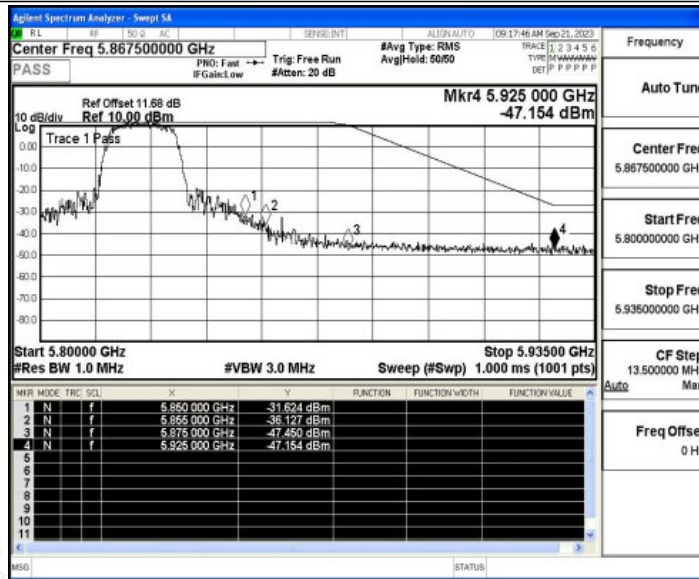


### Test Graphs

11A\_Ant1\_Low\_5745\_Peak

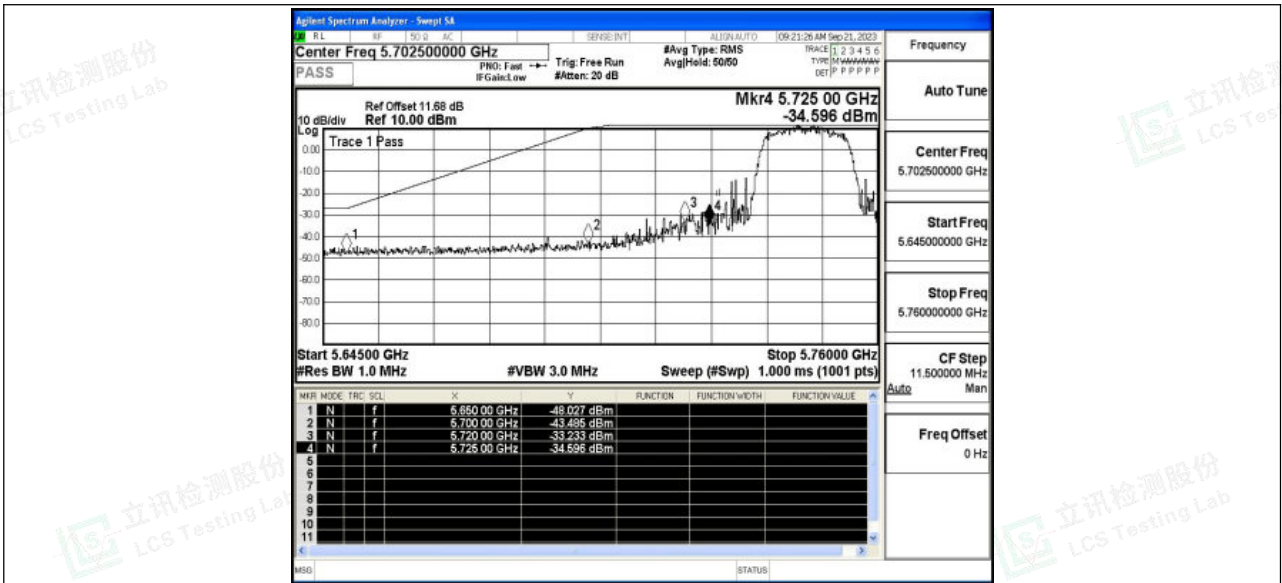


11A\_Ant1\_High\_5825\_Peak

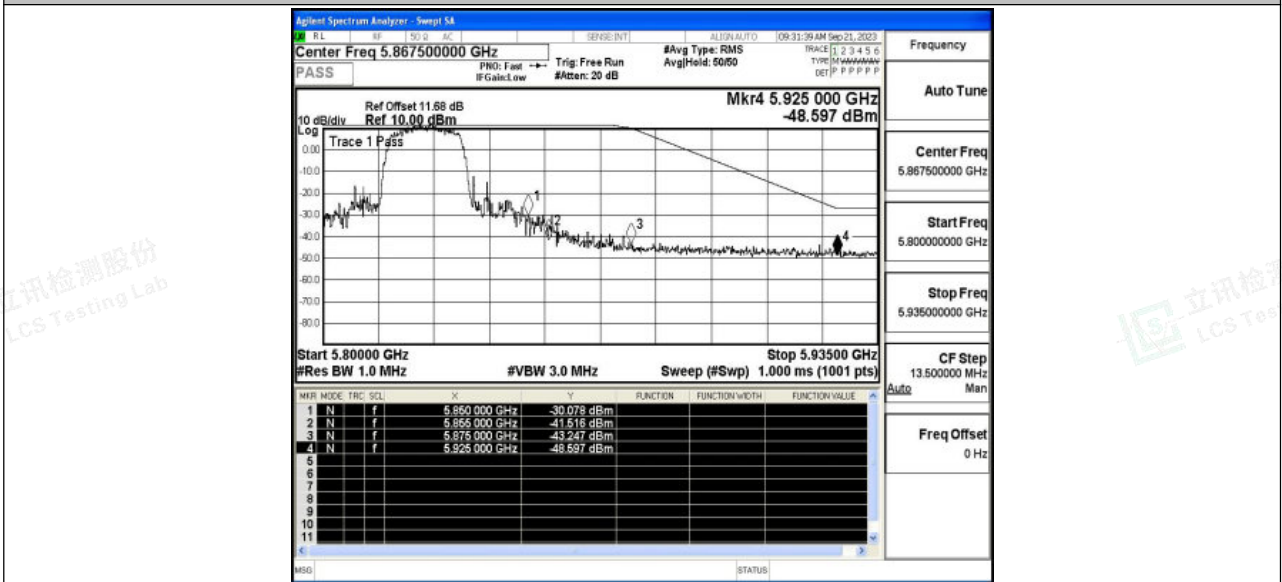


11N20SISO\_Ant1\_Low\_5745\_Peak

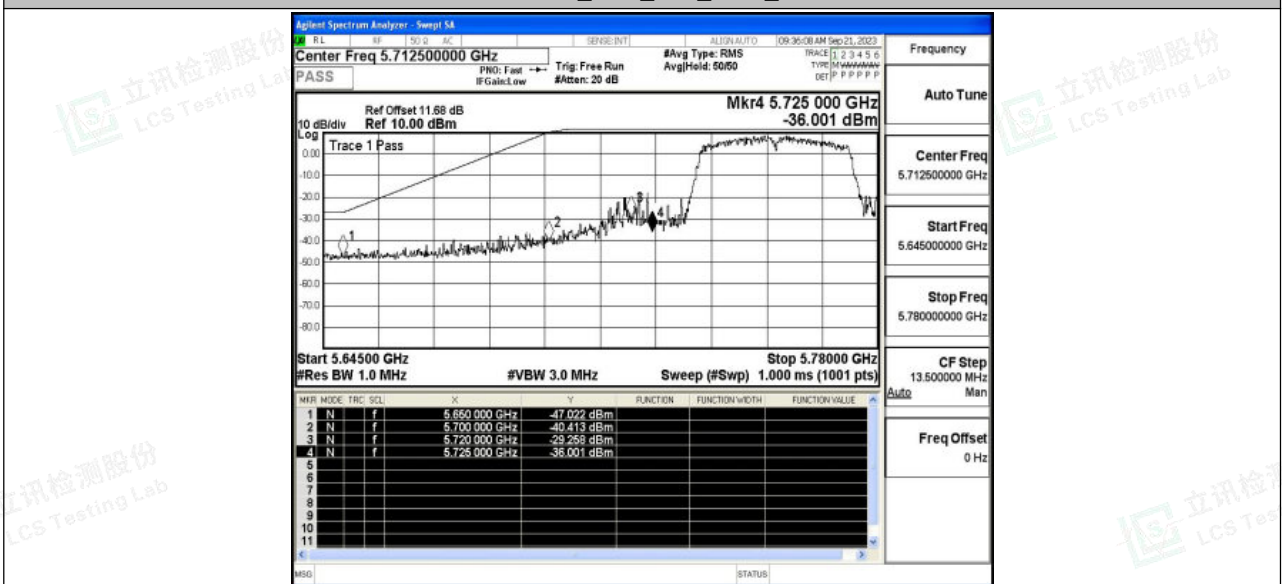




11N20SISO\_Ant1\_High\_5825\_Peak



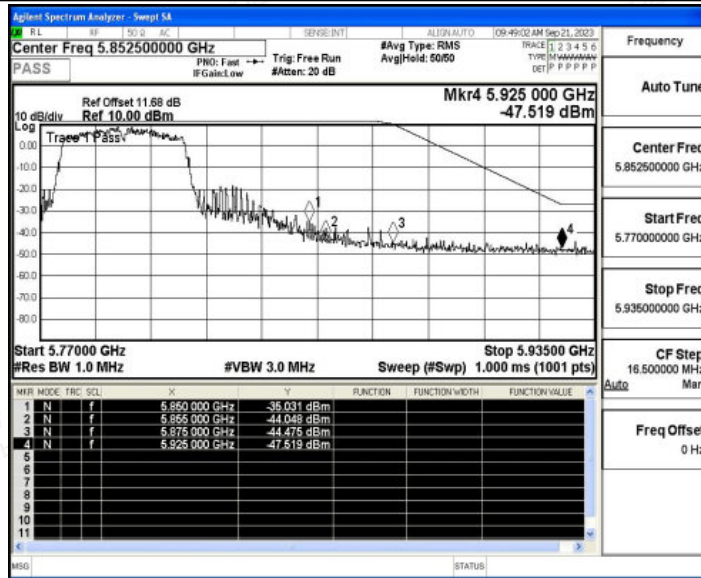
11N40SISO\_Ant1\_Low\_5755\_Peak



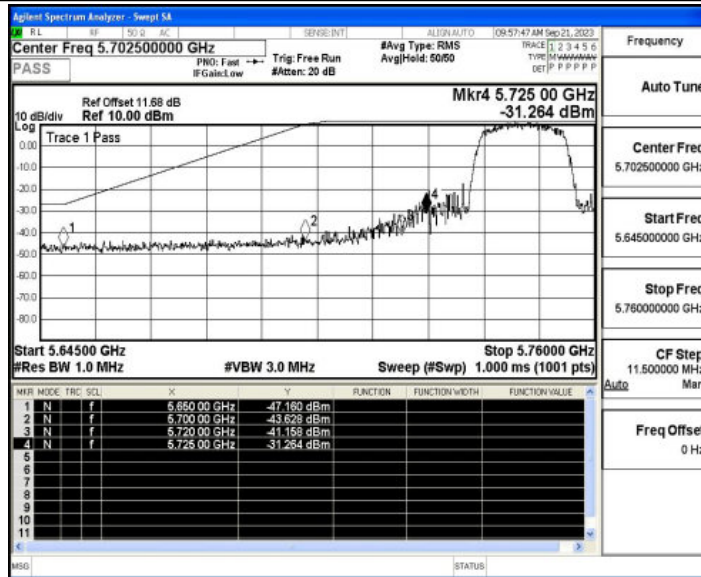




11N40SISO\_Ant1\_High\_5795\_Peak

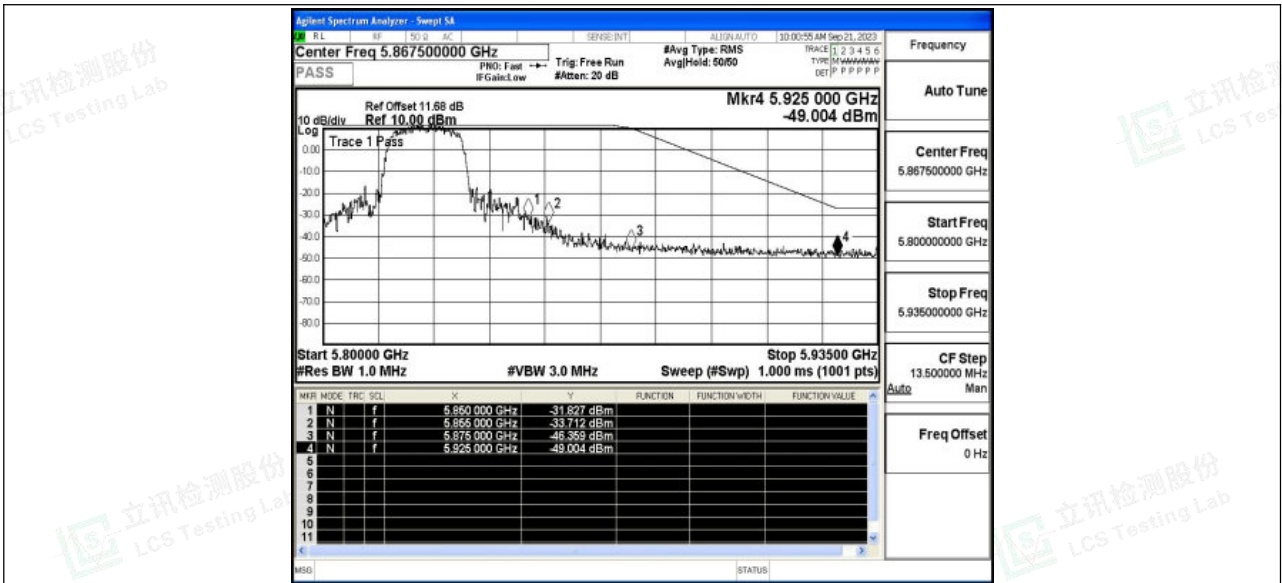


11AC20SISO\_Ant1\_Low\_5745\_Peak

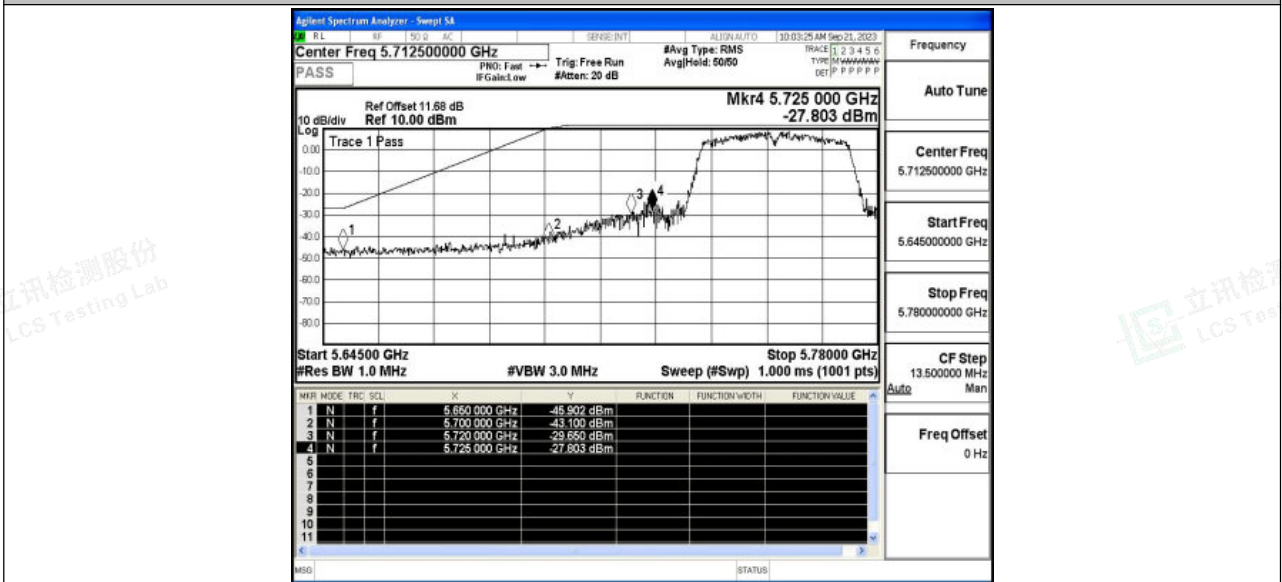


11AC20SISO\_Ant1\_High\_5825\_Peak

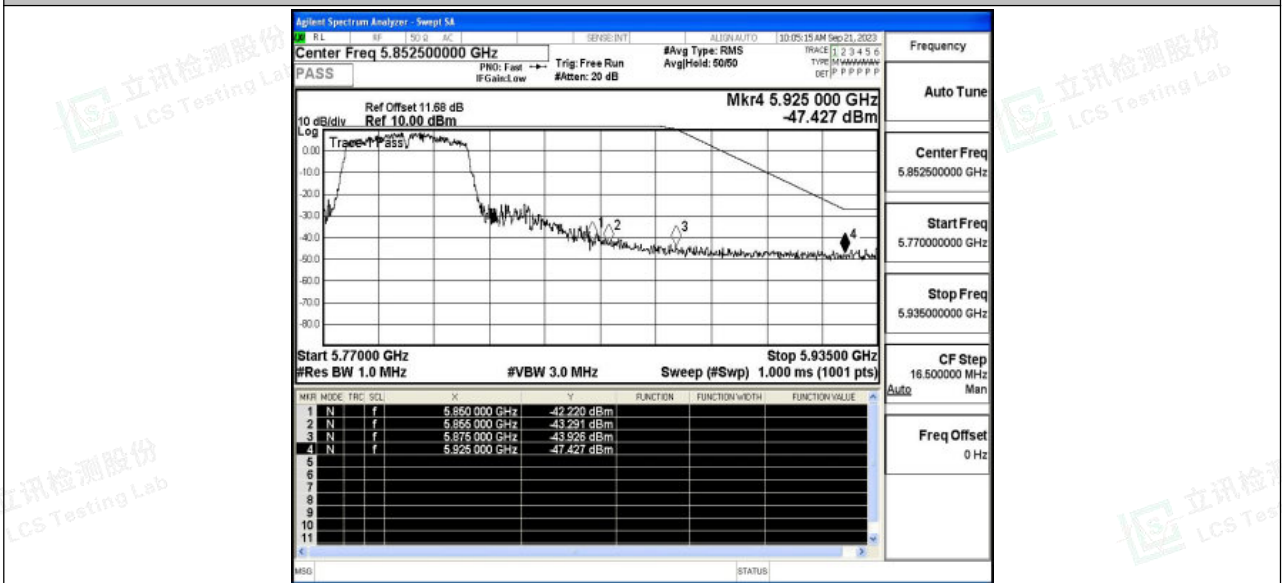




11AC40SISO\_Ant1\_Low\_5755\_Peak

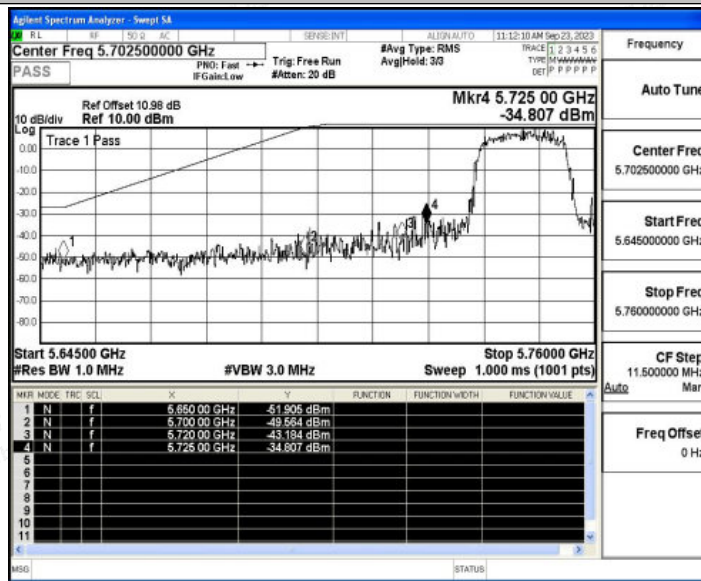


11AC40SISO\_Ant1\_High\_5795\_Peak

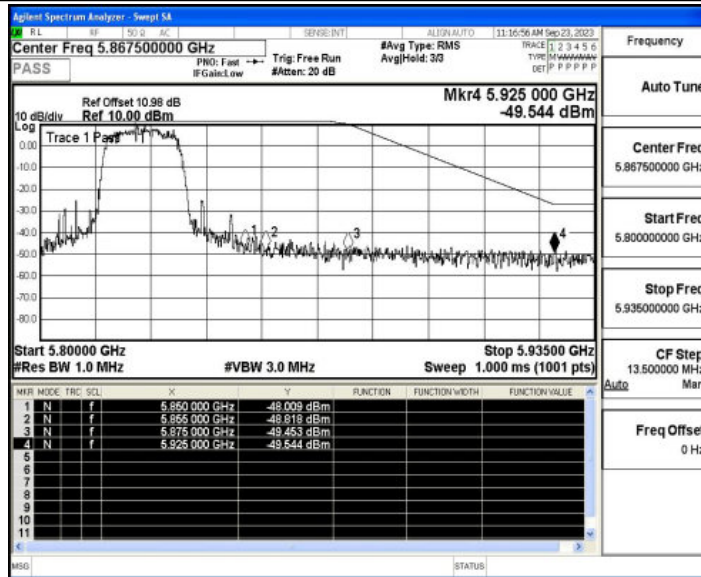




11AX20SISO\_Ant1\_Low\_5745\_Peak

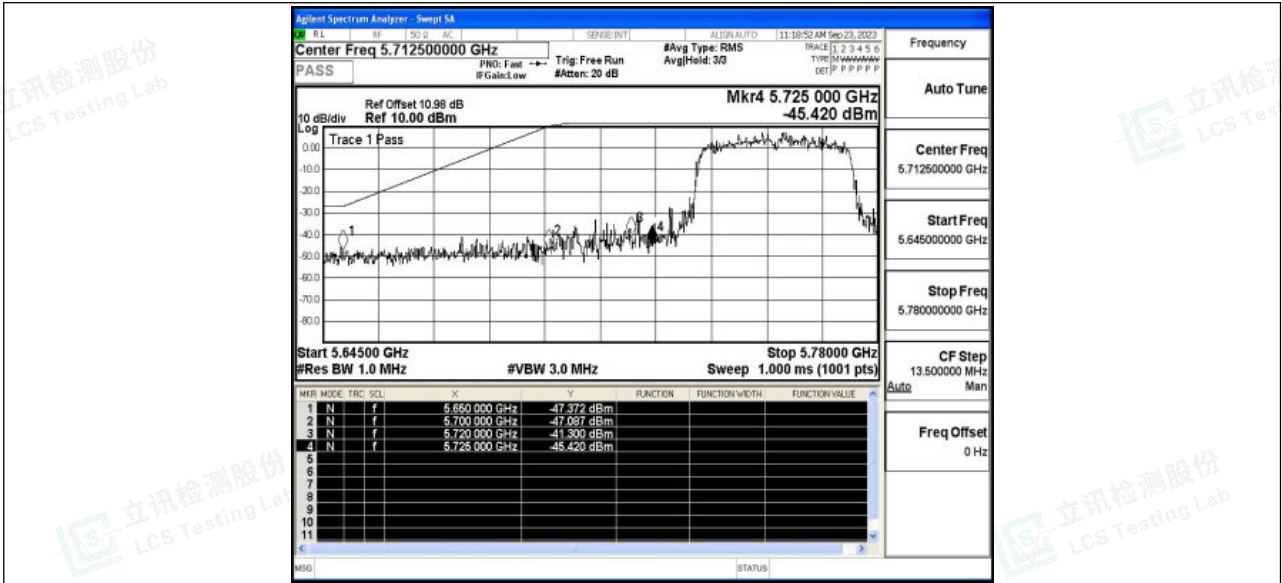


11AX20SISO\_Ant1\_High\_5825\_Peak

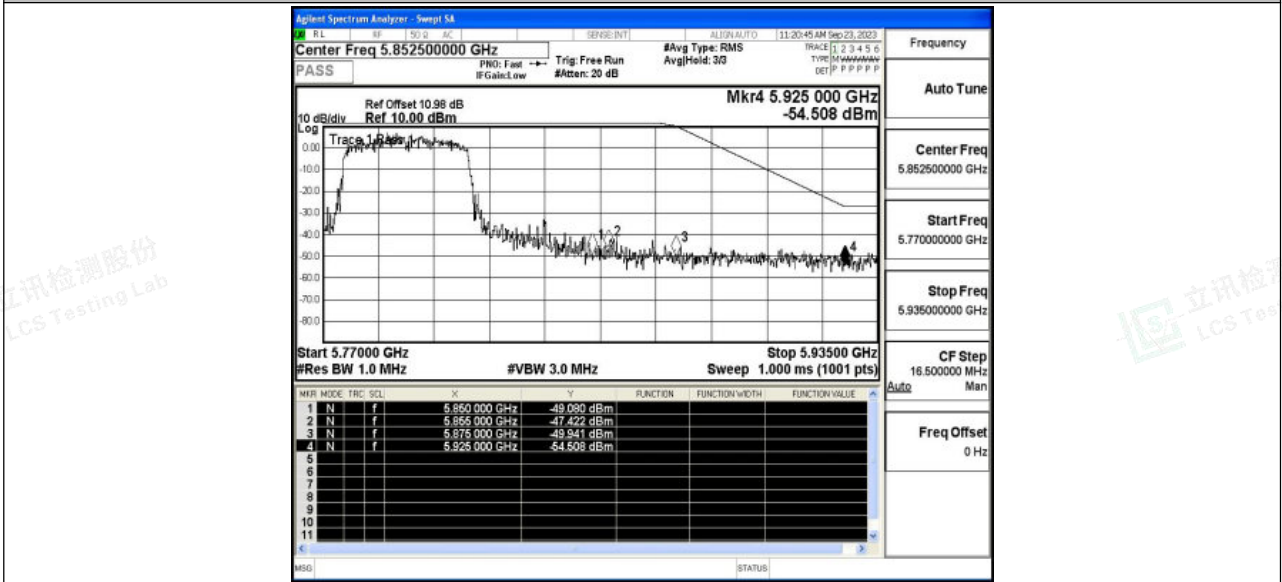


11AX40SISO\_Ant1\_Low\_5755\_Peak





11AX40SISO\_Ant1\_High\_5795\_Peak





### E.5 Frequency Stability

#### Test Result

Voltage								
TestMode	Antenna	Frequency [MHz]	Voltage [Vdc]	Temperature (°C)	Deviation (Hz)	Deviation (ppm)	Limit (ppm)	Verdict
11N20SIS O	Ant1	5745	NV	NT	-20000.00	-3.481288	20	PASS
			LV	NT	0.00	0.000000	20	PASS
			HV	NT	-20000.00	-3.481288	20	PASS
		5785	NV	NT	0.00	0.000000	20	PASS
			LV	NT	-20000.00	-3.457217	20	PASS
			HV	NT	0.00	0.000000	20	PASS
		5825	NV	NT	0.00	0.000000	20	PASS
			LV	NT	0.00	0.000000	20	PASS
			HV	NT	-20000.00	-3.433476	20	PASS
11N40SIS O	Ant1	5755	NV	NT	-40000.00	-6.950478	20	PASS
			LV	NT	-40000.00	-6.950478	20	PASS
			HV	NT	80000.00	13.900956	20	PASS
		5795	NV	NT	-40000.00	-6.902502	20	PASS
			LV	NT	-40000.00	-6.902502	20	PASS
			HV	NT	0.00	0.000000	20	PASS
11AX20SIS O	Ant1	5745	NV	NT	-9000.00	-1.566580	20	PASS
			LV	NT	-9000.00	-1.566580	20	PASS
			HV	NT	-9000.00	-1.566580	20	PASS
		5785	NV	NT	-10000.00	-1.728608	20	PASS
			LV	NT	-10000.00	-1.728608	20	PASS
			HV	NT	-10000.00	-1.728608	20	PASS
		5825	NV	NT	-11000.00	-1.888412	20	PASS
			LV	NT	-11000.00	-1.888412	20	PASS
			HV	NT	-11000.00	-1.888412	20	PASS
11AX40SIS O	Ant1	5755	NV	NT	-11000.00	-1.911381	20	PASS
			LV	NT	-11000.00	-1.911381	20	PASS
			HV	NT	-11000.00	-1.911381	20	PASS

Temperature								
TestMode	Antenna	Frequency [MHz]	Voltage [Vdc]	Temperature (°C)	Deviation (Hz)	Deviation (ppm)	Limit (ppm)	Verdict
11N20SIS O	Ant1	5745	NV	-30	0.00	0.000000	20	PASS
			NV	-20	-20000.00	-3.481288	20	PASS
			NV	-10	-20000.00	-3.481288	20	PASS
			NV	0	-20000.00	-3.481288	20	PASS
			NV	10	0.00	0.000000	20	PASS





		5785	NV	20	-20000.00	-3.481288	20	PASS
			NV	30	0.00	0.000000	20	PASS
			NV	40	0.00	0.000000	20	PASS
			NV	50	-20000.00	-3.481288	20	PASS
			NV	-30	0.00	0.000000	20	PASS
			NV	-20	-20000.00	-3.457217	20	PASS
			NV	-10	-20000.00	-3.457217	20	PASS
			NV	0	0.00	0.000000	20	PASS
			NV	10	0.00	0.000000	20	PASS
			NV	20	0.00	0.000000	20	PASS
			NV	30	-20000.00	-3.457217	20	PASS
			NV	40	20000.00	3.457217	20	PASS
		NV	50	0.00	0.000000	20	PASS	
		5825	NV	-30	0.00	0.000000	20	PASS
			NV	-20	-20000.00	-3.433476	20	PASS
			NV	-10	0.00	0.000000	20	PASS
			NV	0	-20000.00	-3.433476	20	PASS
			NV	10	-20000.00	-3.433476	20	PASS
			NV	20	0.00	0.000000	20	PASS
			NV	30	-40000.00	-6.866953	20	PASS
			NV	40	0.00	0.000000	20	PASS
		5755	NV	-30	0.00	0.000000	20	PASS
			NV	-20	0.00	0.000000	20	PASS
			NV	-10	0.00	0.000000	20	PASS
NV	0		0.00	0.000000	20	PASS		
NV	10		0.00	0.000000	20	PASS		
NV	20		40000.00	6.950478	20	PASS		
NV	30		-40000.00	-6.950478	20	PASS		
NV	40		0.00	0.000000	20	PASS		
NV	50		0.00	0.000000	20	PASS		
5795	NV		-30	0.00	0.000000	20	PASS	
	NV		-20	0.00	0.000000	20	PASS	
	NV		-10	0.00	0.000000	20	PASS	
	NV	0	-40000.00	-6.902502	20	PASS		
	NV	10	-40000.00	-6.902502	20	PASS		
	NV	20	0.00	0.000000	20	PASS		
	NV	30	-40000.00	-6.902502	20	PASS		
	NV	40	40000.00	6.902502	20	PASS		
5745	NV	-30	-9000.00	-1.566580	20	PASS		
	NV	-20	-9000.00	-1.566580	20	PASS		
	NV	-10	-9000.00	-1.566580	20	PASS		





			NV	0	-9000.00	-1.566580	20	PASS
			NV	10	-9000.00	-1.566580	20	PASS
			NV	20	-10000.00	-1.740644	20	PASS
			NV	30	-10000.00	-1.740644	20	PASS
			NV	40	-10000.00	-1.740644	20	PASS
			NV	50	-10000.00	-1.740644	20	PASS
		5785	NV	-30	-10000.00	-1.728608	20	PASS
			NV	-20	-10000.00	-1.728608	20	PASS
			NV	-10	-10000.00	-1.728608	20	PASS
			NV	0	-10000.00	-1.728608	20	PASS
			NV	10	-10000.00	-1.728608	20	PASS
			NV	20	-10000.00	-1.728608	20	PASS
			NV	30	-11000.00	-1.901469	20	PASS
			NV	40	-11000.00	-1.901469	20	PASS
		5825	NV	50	-11000.00	-1.901469	20	PASS
			NV	-30	-11000.00	-1.888412	20	PASS
			NV	-20	-11000.00	-1.888412	20	PASS
			NV	-10	-11000.00	-1.888412	20	PASS
			NV	0	-11000.00	-1.888412	20	PASS
			NV	10	-11000.00	-1.888412	20	PASS
			NV	20	-12000.00	-2.060086	20	PASS
			NV	30	-12000.00	-2.060086	20	PASS
			NV	40	-12000.00	-2.060086	20	PASS
			NV	50	-11000.00	-1.888412	20	PASS
11AX40SIS O	Ant1	5755	NV	-30	-11000.00	-1.911381	20	PASS





### E.6 Duty Cycle

#### Test Result

TestMode	Antenna	Frequency[MHz]	Transmission Duration [ms]	Transmission Period [ms]	Duty Cycle [%]
11A	Ant1	5745	1.39	1.44	96.53
		5785	1.39	1.44	96.53
		5825	1.39	1.43	97.20
11N20SISO	Ant1	5745	1.28	1.33	96.24
		5785	1.29	1.33	96.99
		5825	1.29	1.33	96.99
11N40SISO	Ant1	5755	0.64	0.68	94.12
		5795	0.63	0.68	92.65
11AC20SISO	Ant1	5745	1.31	1.35	97.04
		5785	1.31	1.35	97.04
		5825	1.31	1.35	97.04
11AC40SISO	Ant1	5755	0.65	0.69	94.20
		5795	0.65	0.69	94.20
11AX20SISO	Ant1	5745	1.31	1.35	97.04
		5785	1.31	1.36	96.32
		5825	1.31	1.36	96.32
11AX40SISO	Ant1	5755	0.65	0.69	94.20
		5795	0.65	0.69	94.20

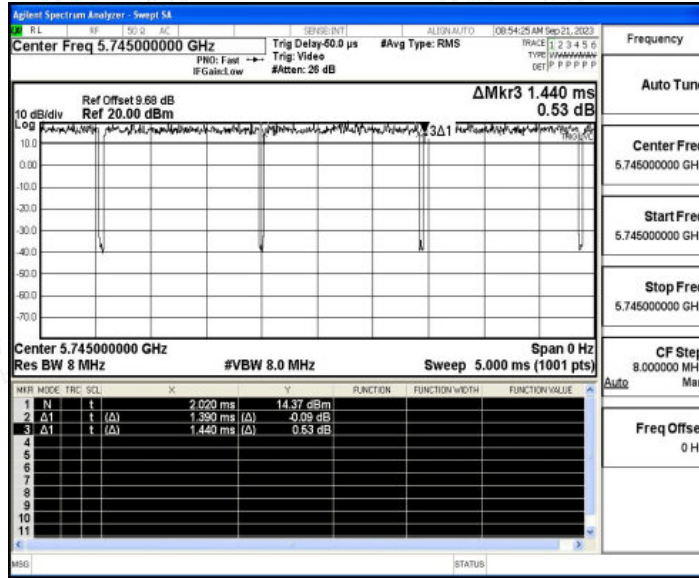




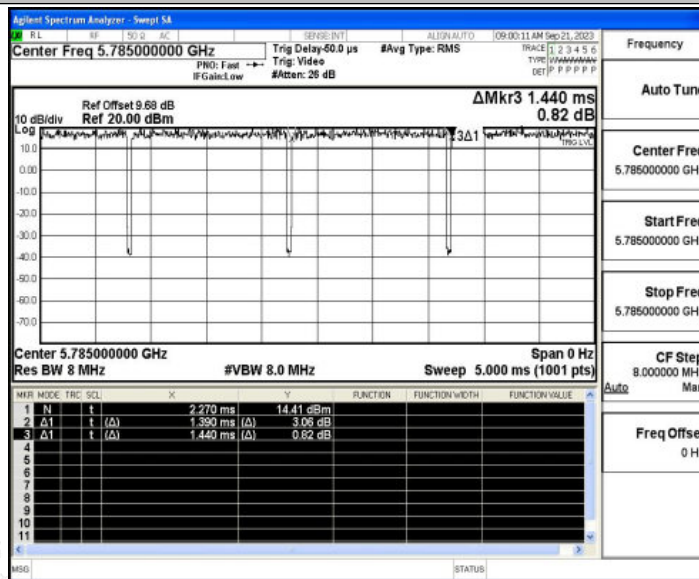


### Test Graphs

11A\_Ant1\_5745

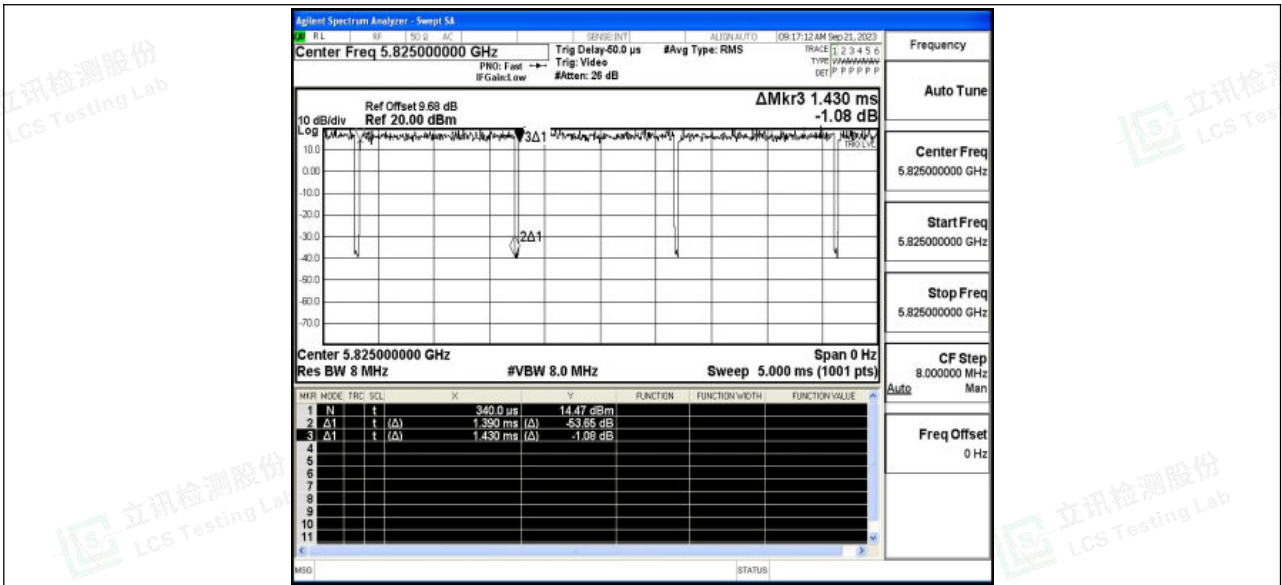


11A\_Ant1\_5785

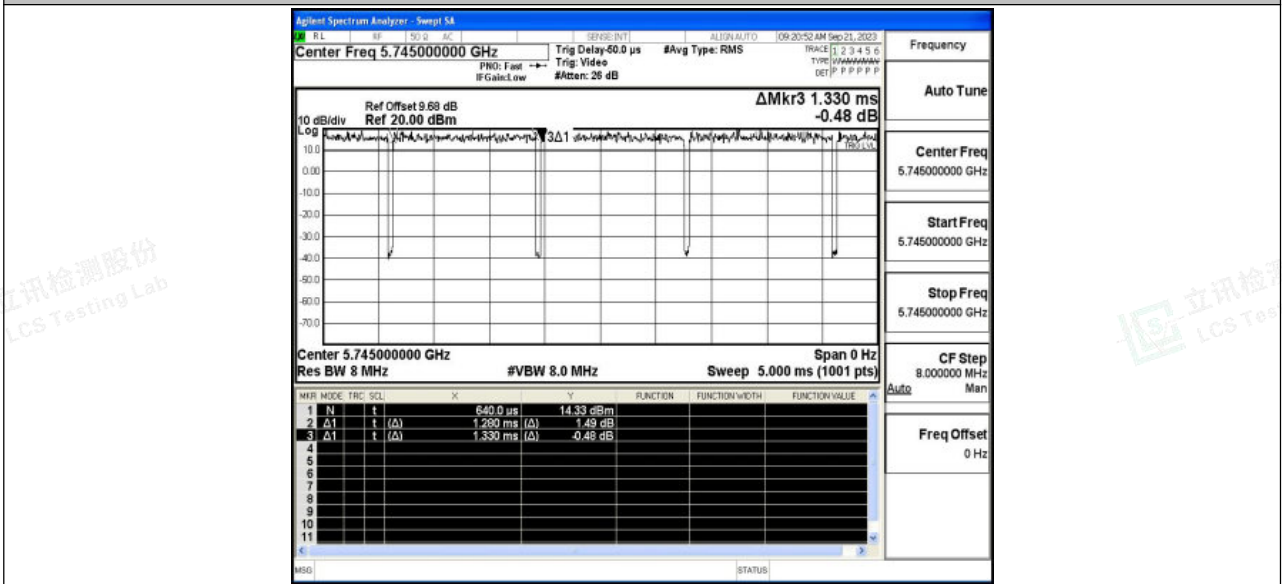


11A\_Ant1\_5825

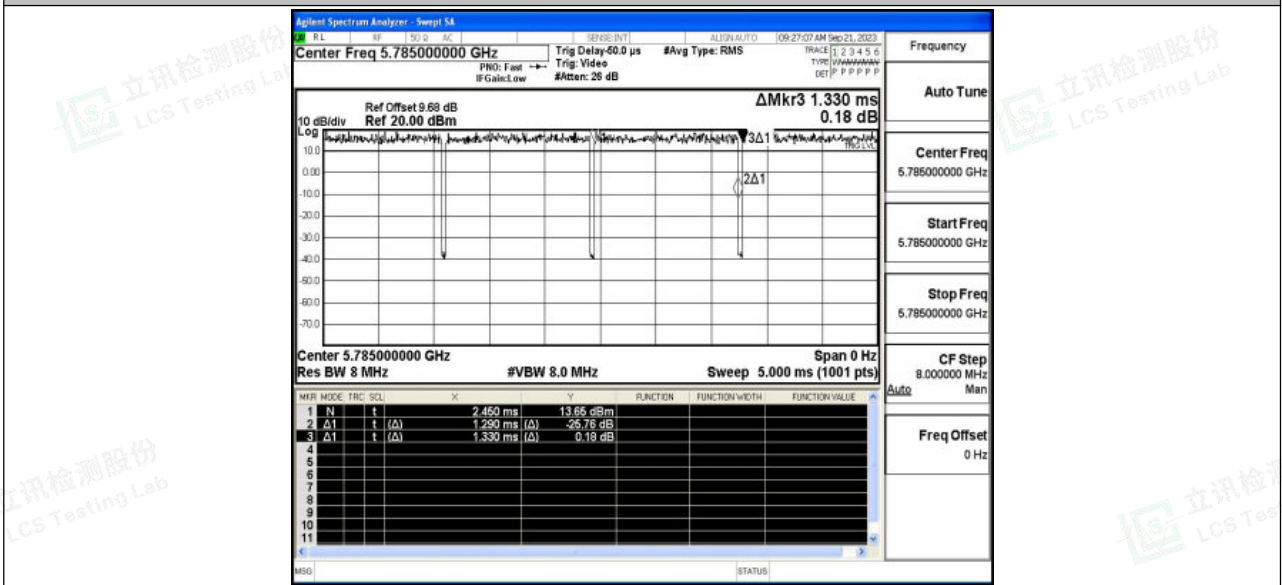




11N20SISO\_Ant1\_5745

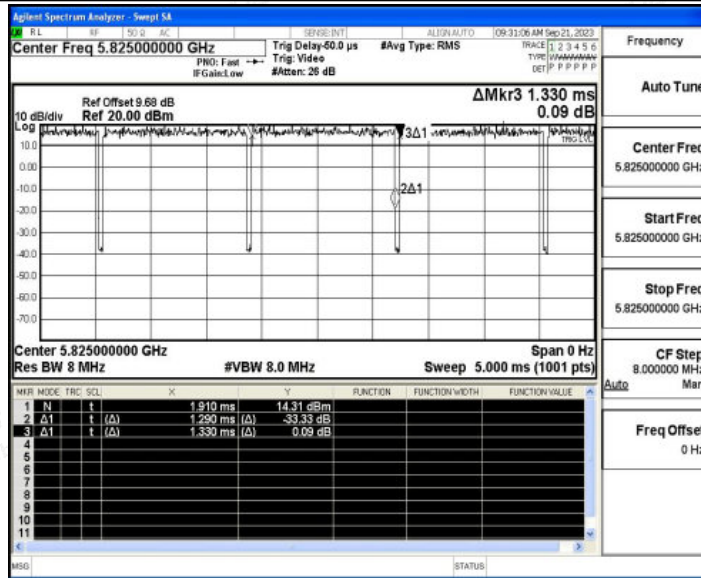


11N20SISO\_Ant1\_5785

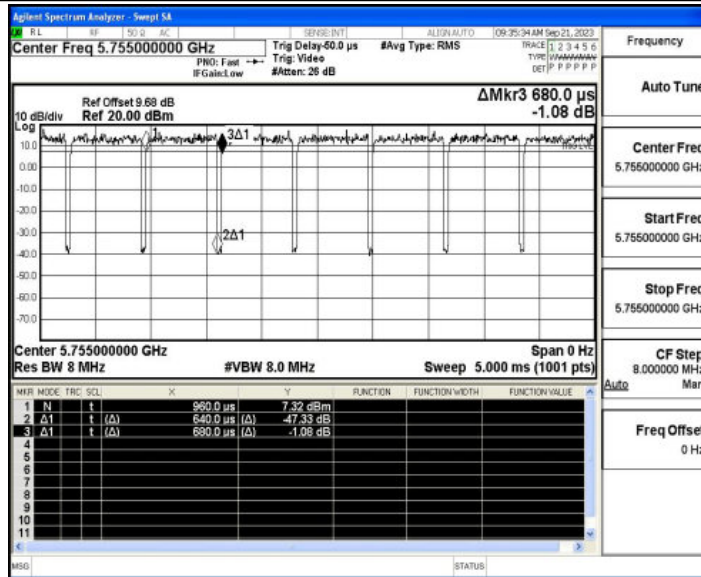




11N20SISO\_Ant1\_5825

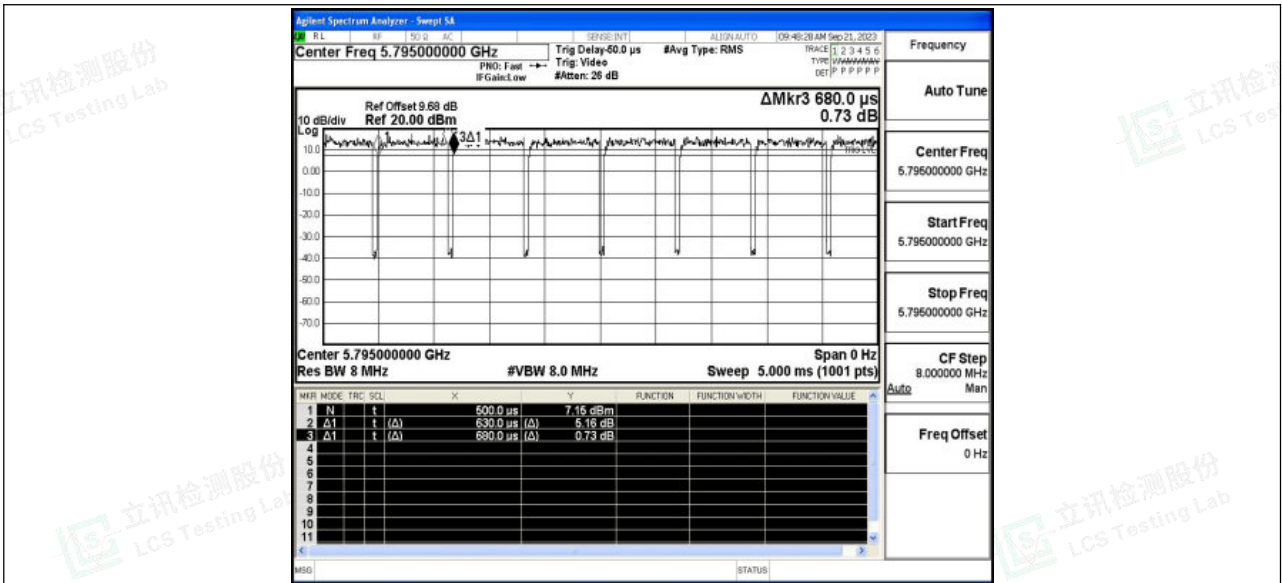


11N40SISO\_Ant1\_5755

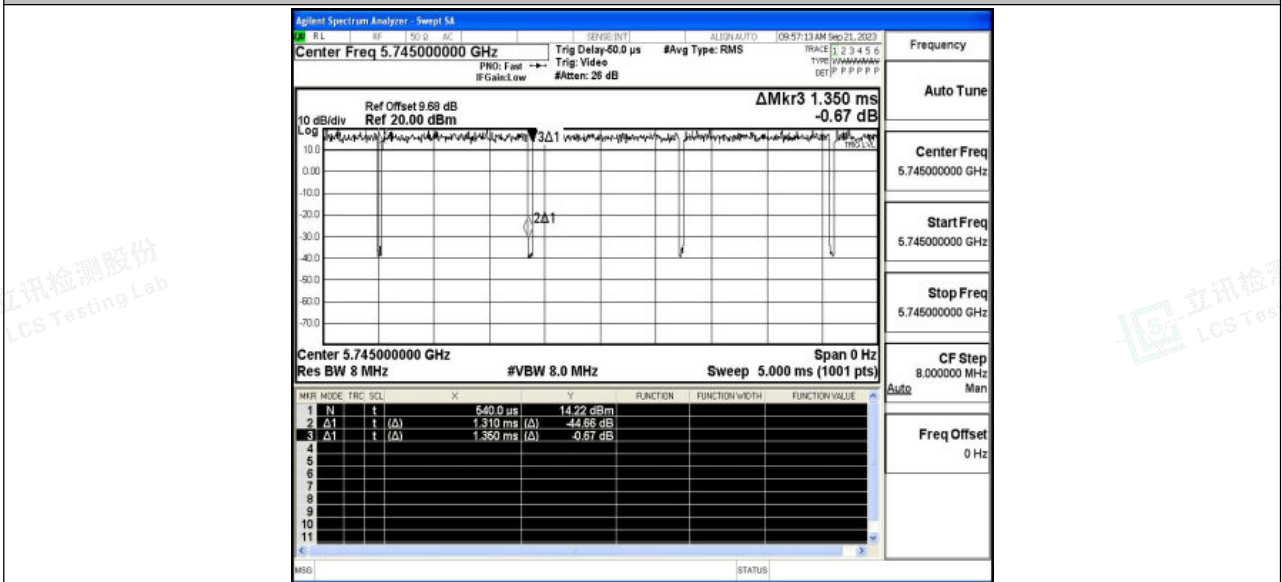


11N40SISO\_Ant1\_5795

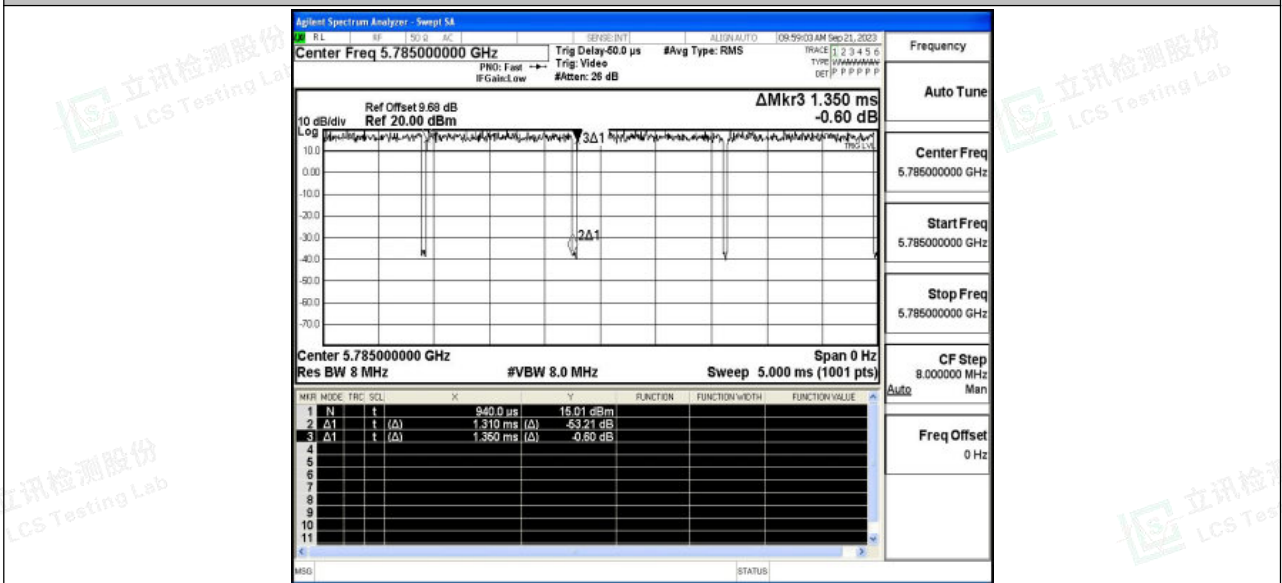




11AC20SISO\_Ant1\_5745

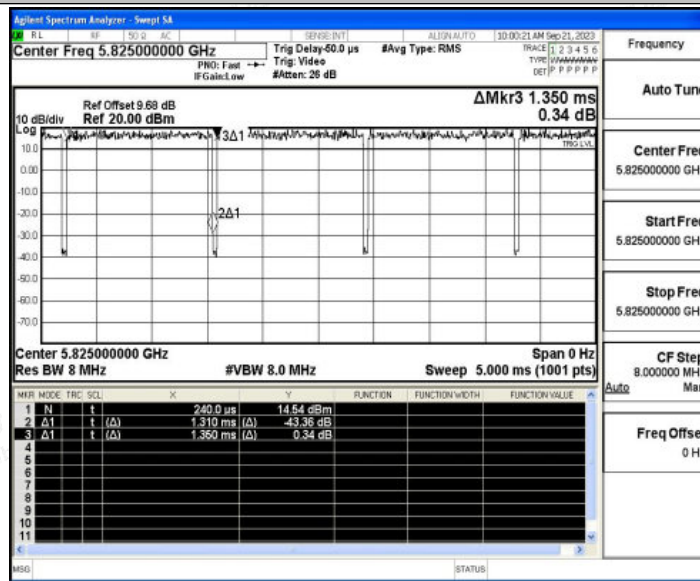


11AC20SISO\_Ant1\_5785

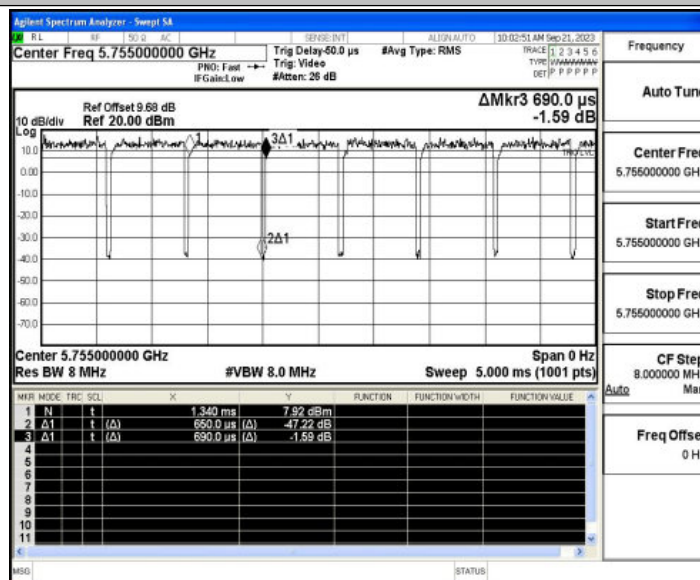




11AC20SISO\_Ant1\_5825

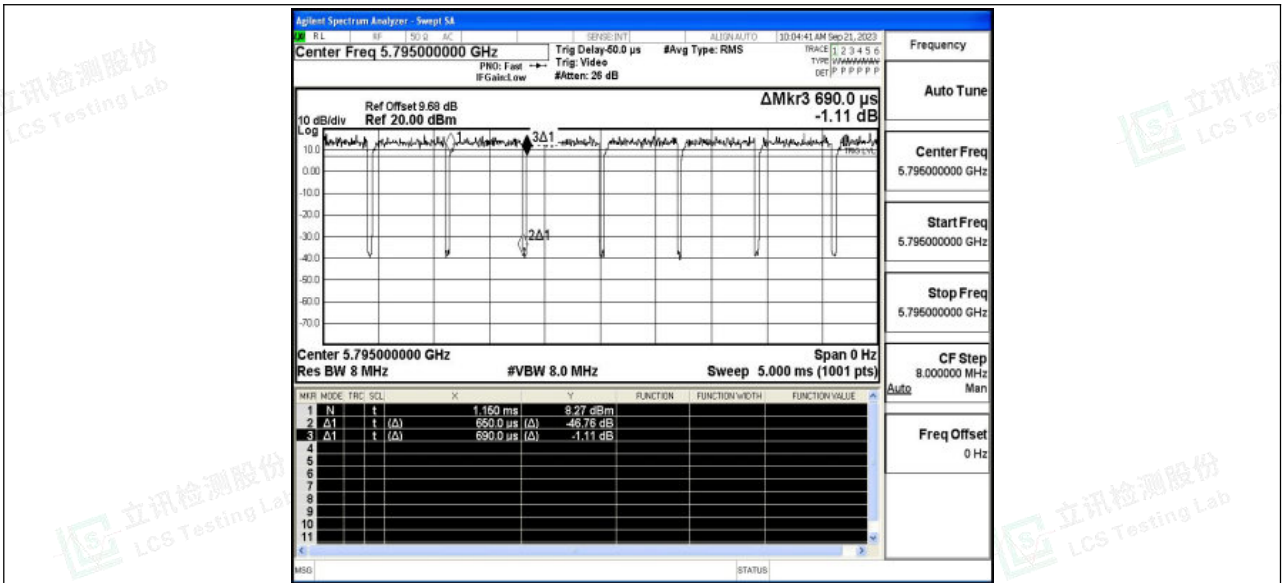


11AC40SISO\_Ant1\_5755

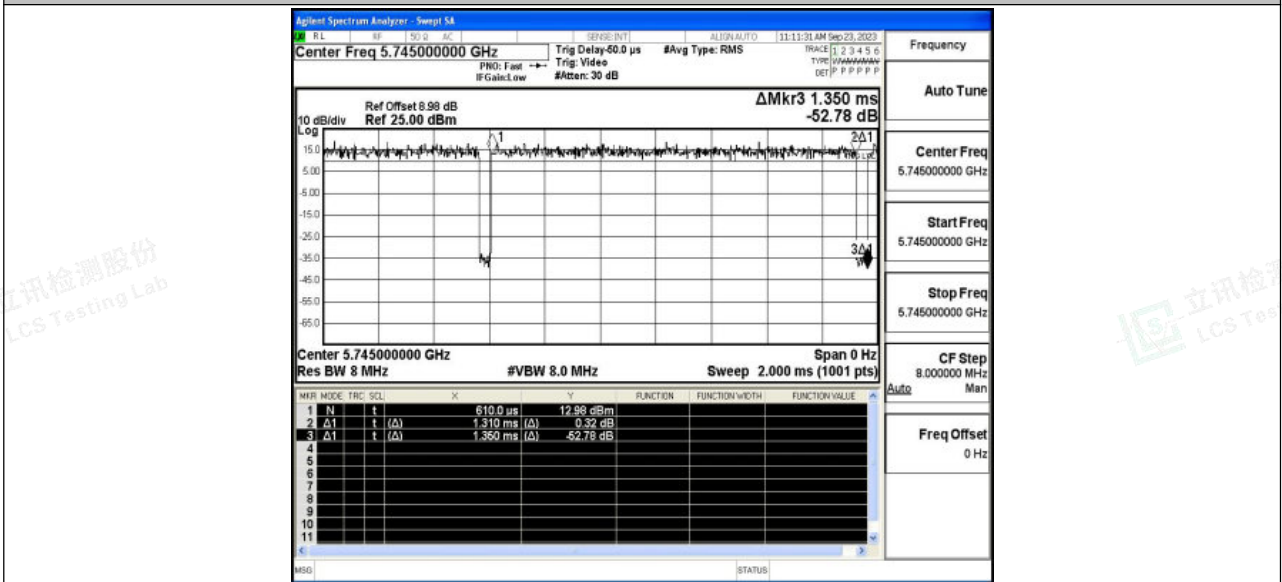


11AC40SISO\_Ant1\_5795

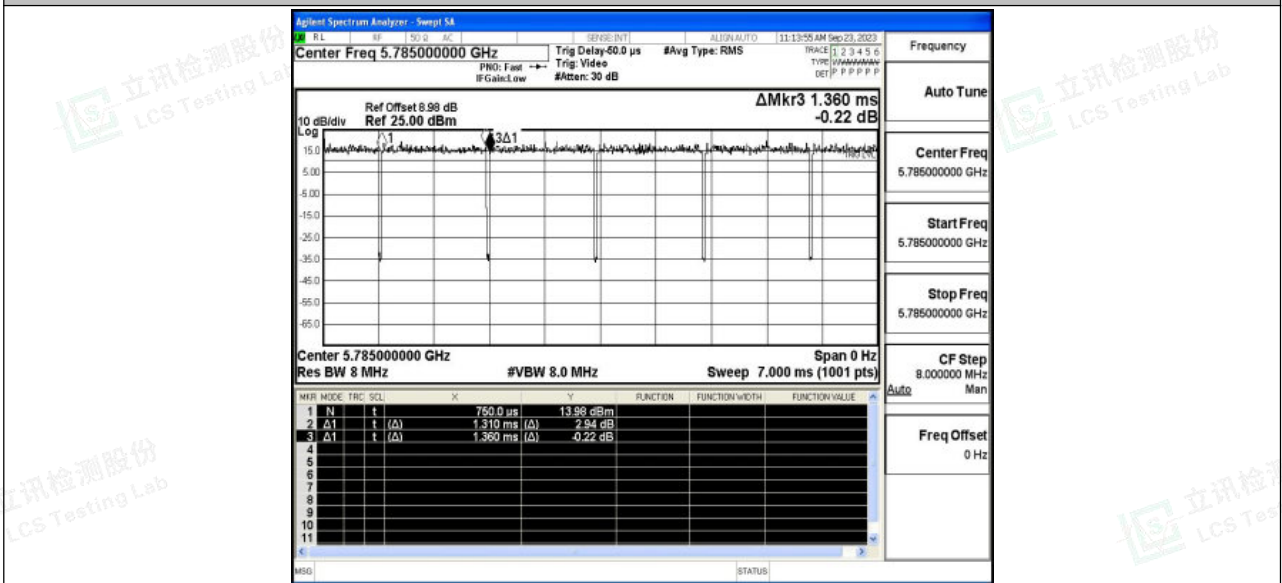




11AX20SISO\_Ant1\_5745

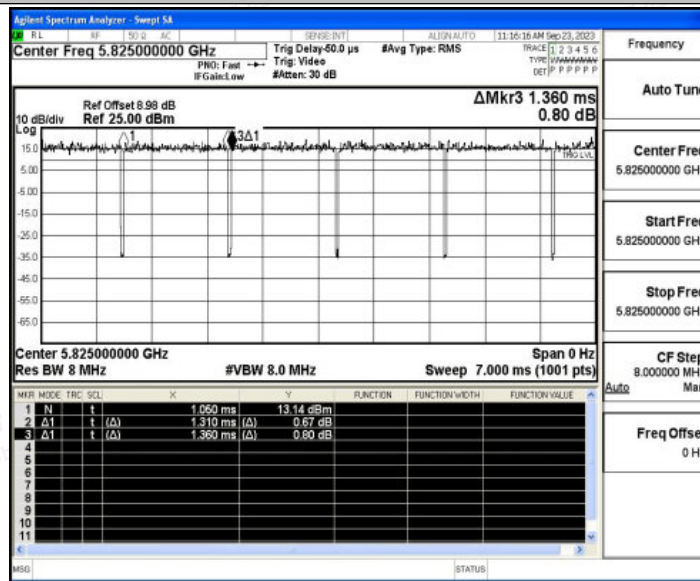


11AX20SISO\_Ant1\_5785

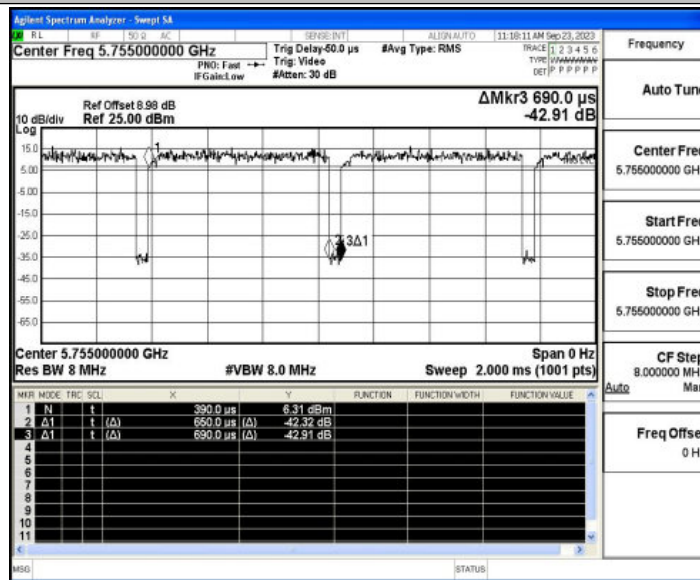




11AX20SISO\_Ant1\_5825



11AX40SISO\_Ant1\_5755



11AX40SISO\_Ant1\_5795



