

## Appendix D for KSCR231000185801



# Photographs

1. SAR measurement System
2. Photographs of Tissue Simulate Liquid
3. Photographs of EUT test position
4. EUT Antenna Locations
5. EUT Constructional Details


## 1. SAR measurement System










## 2. Photographs of Tissue Simulate Liquid

Tissue Simulant Liquid for Head 2450	Tissue Simulant Liquid for Head 5GHz
	

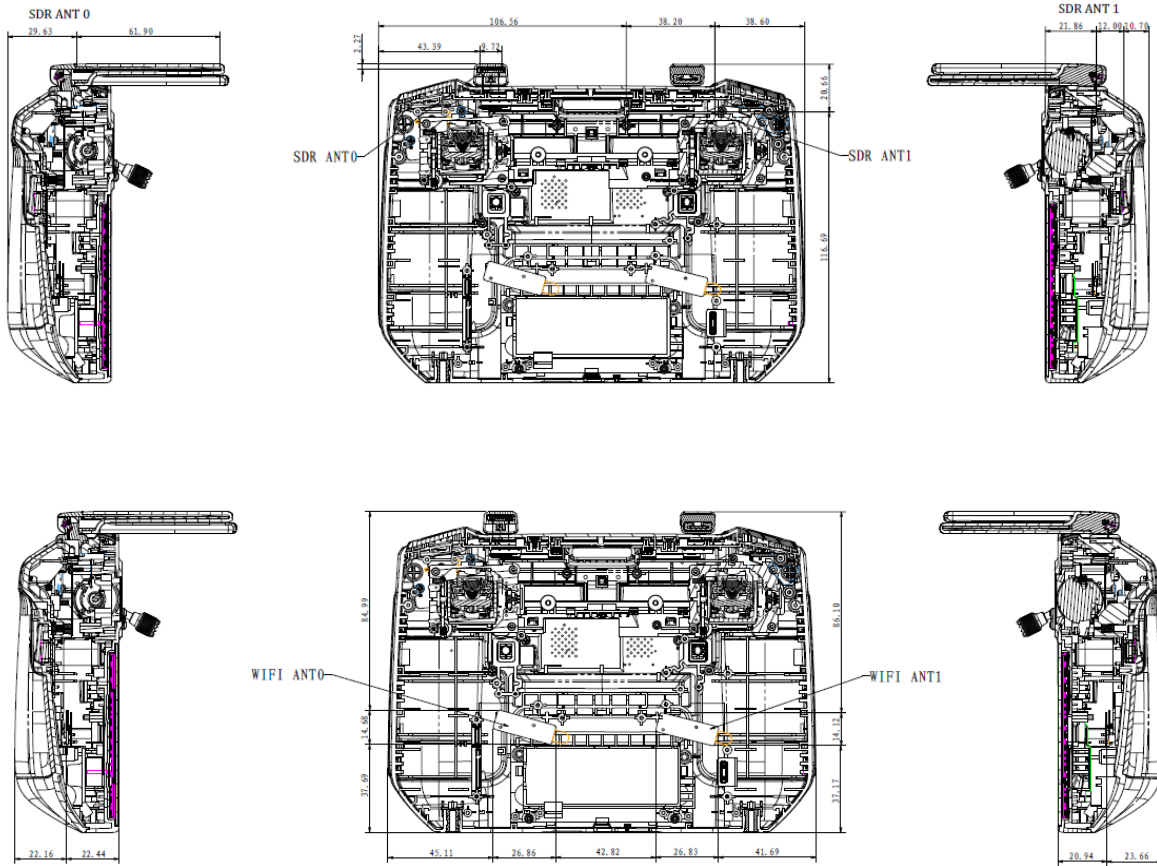
### 3. Photographs of EUT test position

<p><b>Front Side Rotate 0mm</b></p>	<p><b>Front Side Vertical 0mm</b></p>
	
<p><b>SDR Back Side Rotate 0mm</b></p>	<p><b>SDR Back Side Fold 0mm</b></p>
	
<p><b>SDR Back Side Vertical 0mm</b></p>	<p><b>WIFI Back Side 0mm</b></p>
	

<p><b>Left Side Rotate 0mm</b></p>	<p><b>Left Side Fold 0mm</b></p>
	
<p><b>Left Side Vertical 0mm</b></p>	<p><b>Right Side Rotate 0mm</b></p>
	
<p><b>Right Side Fold 0mm</b></p>	<p><b>Right Side Vertical 0mm</b></p>
	

Top Side 0mm	Bottom Side 0mm
 A photograph showing the top side of a green handheld gaming device. The device is positioned on a light-colored surface. The top panel features a central screen, two analog sticks, and several buttons. A QR code is visible on the top right. The device is oriented vertically in the frame.	 A photograph showing the bottom side of the same green handheld gaming device. The device is positioned on a light-colored surface. The bottom panel features a large screen, two analog sticks, and several buttons. A QR code is visible on the bottom left. The device is oriented horizontally in the frame.

### 4. EUT Antenna Locations



## **5. EUT Constructional Details**

Details please Refer to Appendix –

Photographs of EUT Constructional Details for SZCR2309003206AT.