

深圳市利信辉电子有限公司

天线规格承认书

Antenna Specification for Approval

客户名称

Customer Name: _____

产品名称: _

Product Name: _____ 2.4G天线 全长35mm白色

客户型号:

Product Name: _____

产品料号:

Part NO.: _____ C10-35-2.5

制表:

Write By: _____ 周敏

日期:

Issued Date: _____ 2019-3-20

客 户:

工程R&D Dept	采购Business Dept	承认 Approved By

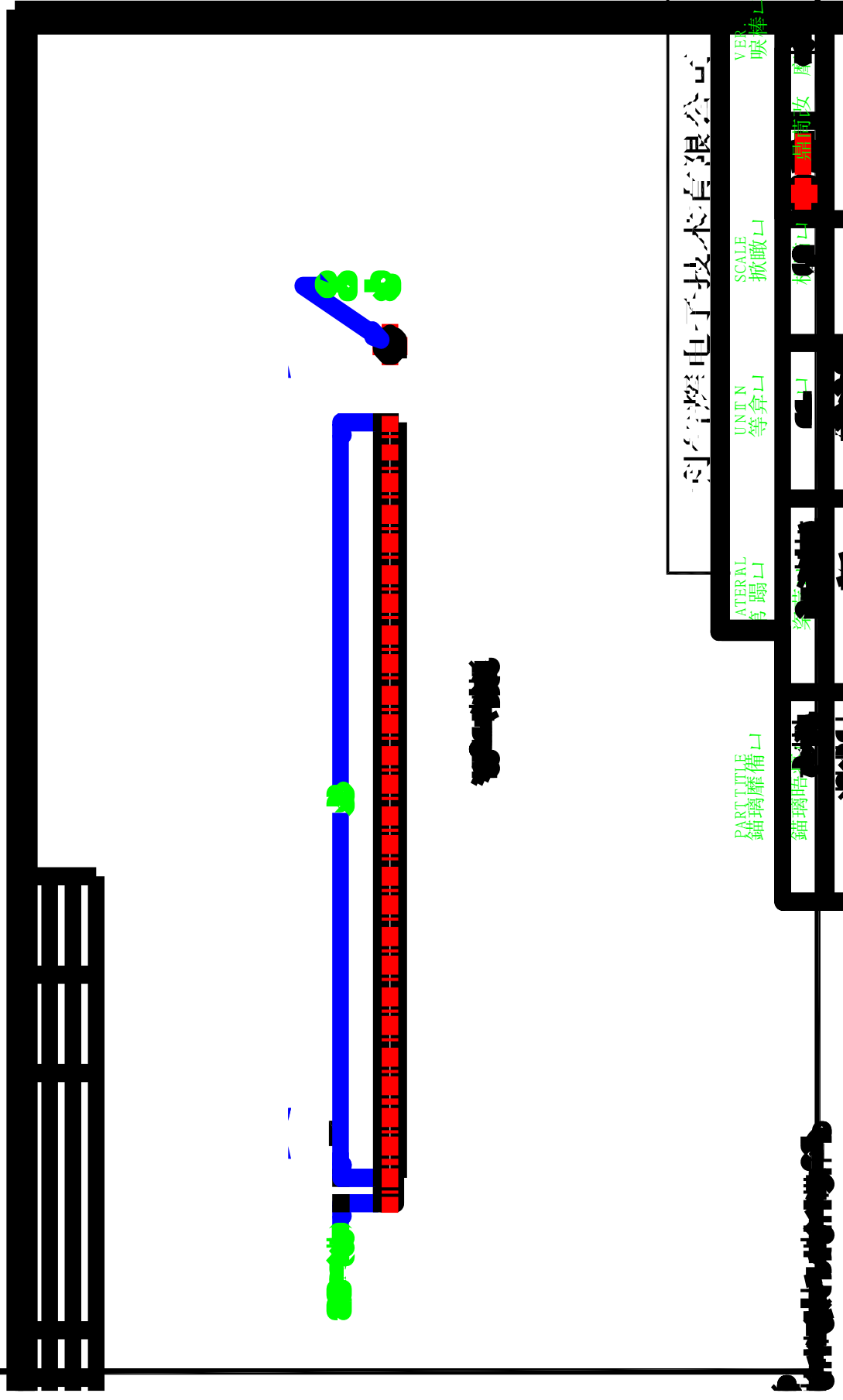
利 信 辉

研发R&D Dept	工程 Engineer Dept	审核 Approval

碎臺 揭付

載副轉

研



創智際電子技术有限公司

PARTTILE 鉗磨備口

ATERAL 寬踏口

UNITIN 等身口

SCALE 掀敞口

VEIK 喉棒口

鉗磨備口

寬踏口

等身口

掀敞口

喉棒口

鉗磨備口

寬踏口

等身口

掀敞口

喉棒口

Product Specification

A. Electrical Characteristics

Frequency 2400MHz ~2500MHz

VSWR <3.0

Efficiency >30%

Impedance 50 Ohm

Polarization Line

Gain 0DBi

B. Material & Mechanical Characteristics

Material of Radiator Cu

Cable Type 1.0 19P 白色

Connector Type : NO

Dimension

C. Environmental

Operation Temperature - 30 °C ~ + 80 °C

Storage Temperature - 30 °C ~ + 85 °C

Test Equipment & Conditions

1. Network Analyzers :

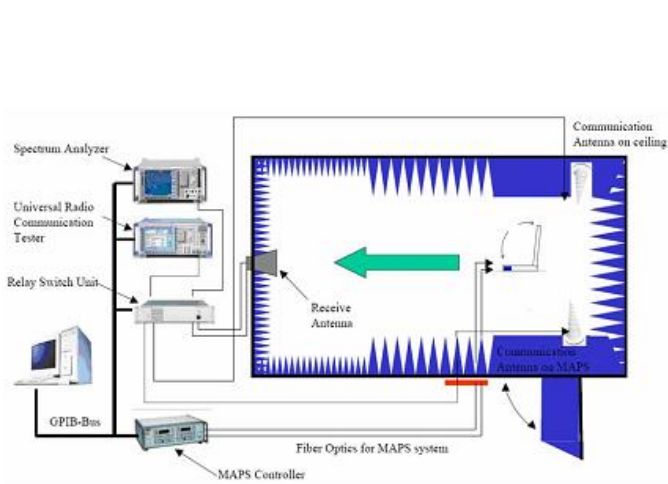
Agilent 8753D 5071B

2. Communications Test Set:

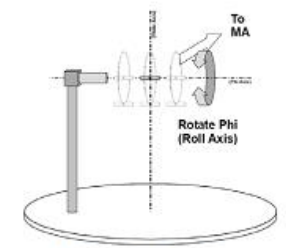
Agilent E5515C

3. 3D Chamber Test System

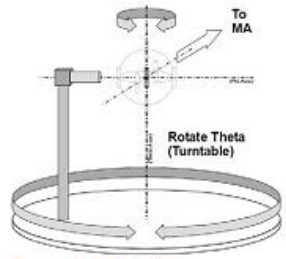
Efficiency & Gain



(Testing by 3D anechoic chamber)



Phi axis test

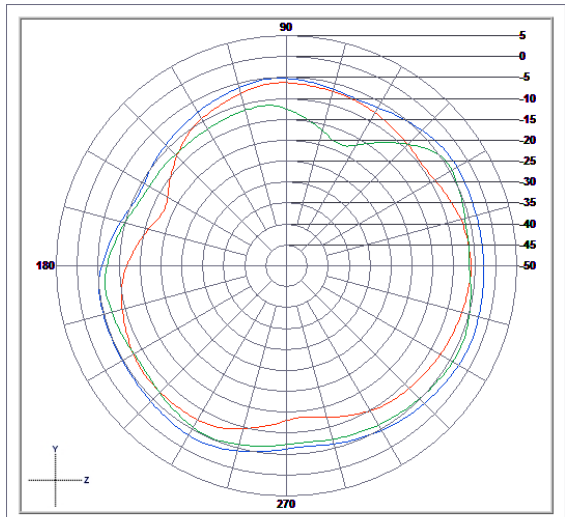


Theta axis test

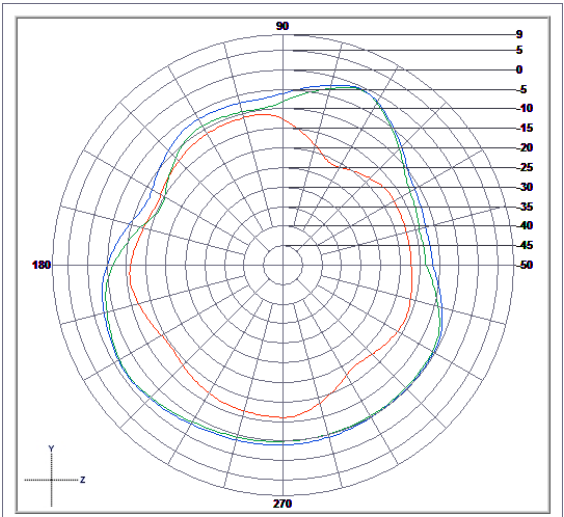
Efficiency & Gain

- 2.40 -0.00
- 2.440 -0.11
- 2.48 -0.13

Radiation Pattern:



	Vertical	Horizontal	Total
Avg. Gain	-8.4	-6.99	-4.63
Peak Gain	-5.48	-3.77	-2.17



	Vertical	Horizontal	Total
Avg. Gain	-13.34	-5.06	-4.46
Peak Gain	-10.3	0.09	0.12

