

深圳市利信辉电子有限公司

天线规格承认书

Antenna Specification for Approval

客户名称

Customer Name: _____

产品名称: _

Product Name: _____ 2.4G天线 全长35mm白色

客户型号:

Product Name: _____

产品料号:

Part NO.: _____ C10-35-2.5

制表:

Write By: _____ 周敏

日期:

Issued Date: _____ 2019-3-20

客 户:

| 工程R&D Dept | 采购Business Dept | 承认 Approved By |
|------------|-----------------|----------------|
| | | |

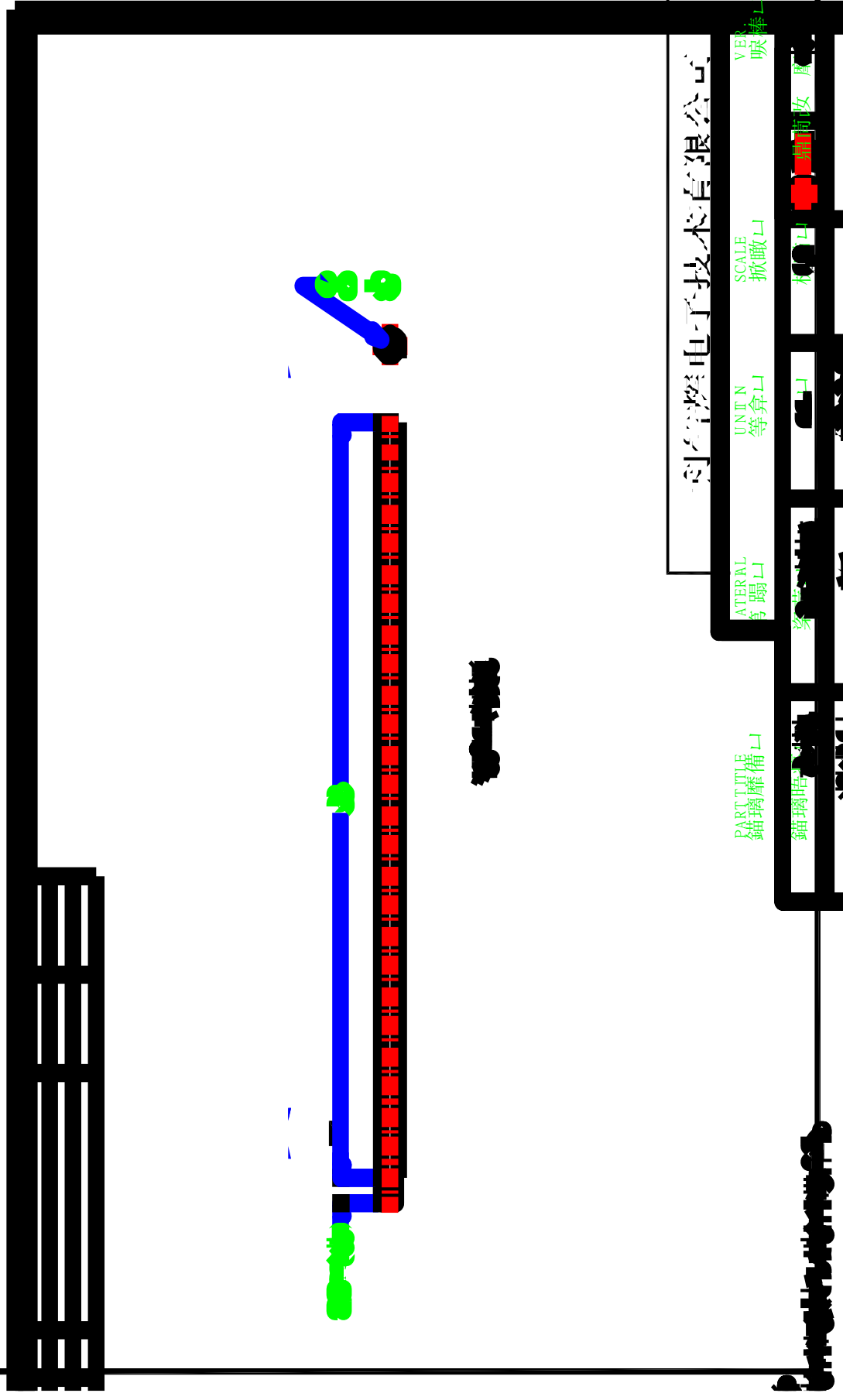
利 信 辉

| 研发R&D Dept | 工程 Engineer Dept | 审核 Approval |
|------------|------------------|-------------|
| | | |

碎臺 揭付

載副轉

研



創智際電子技術有限公司

PARTTILE
鉗磨備口

ATERAL
鉗口

UNITIN
等身口

SCALE
掀做口

VE
喉棒口

鉗玻璃

鉗口

鉗口

鉗口

鉗口

鉗口

鉗口

鉗口

Product Specification

A. Electrical Characteristics

Frequency 2400MHz ~2500MHz

VSWR <3.0

Efficiency >30%

Impedance 50 Ohm

Polarization Line

Gain 0DBi

B. Material & Mechanical Characteristics

Material of Radiator Cu

Cable Type 1.0 19P 白色

Connector Type : NO

Dimension

C. Environmental

Operation Temperature - 30 °C ~ + 80 °C

Storage Temperature - 30 °C ~ + 85 °C

Test Equipment & Conditions

1. Network Analyzers :

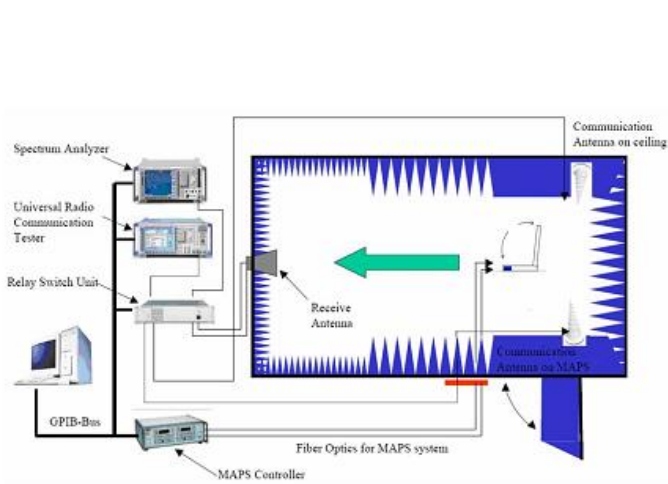
Agilent 8753D 5071B

2. Communications Test Set:

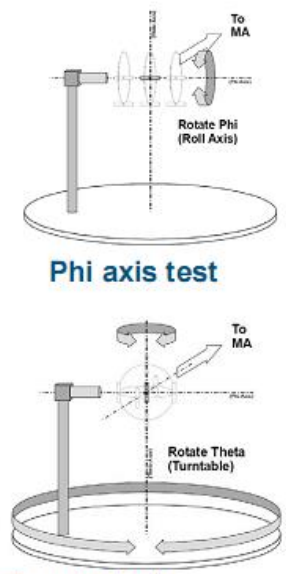
Agilent E5515C

3. 3D Chamber Test System

Efficiency & Gain



(Testing by 3D anechoic chamber)

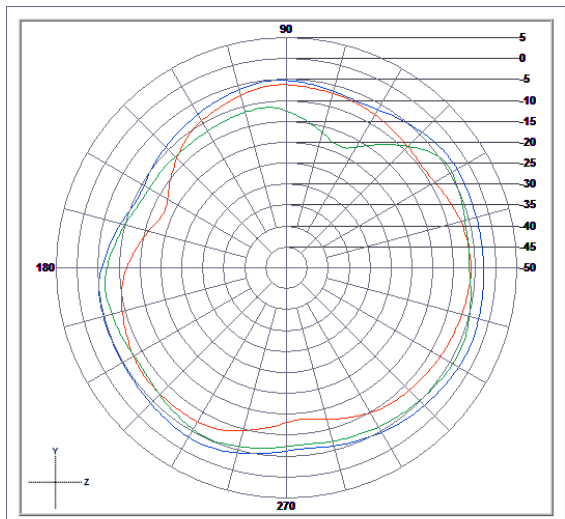


Theta axis test

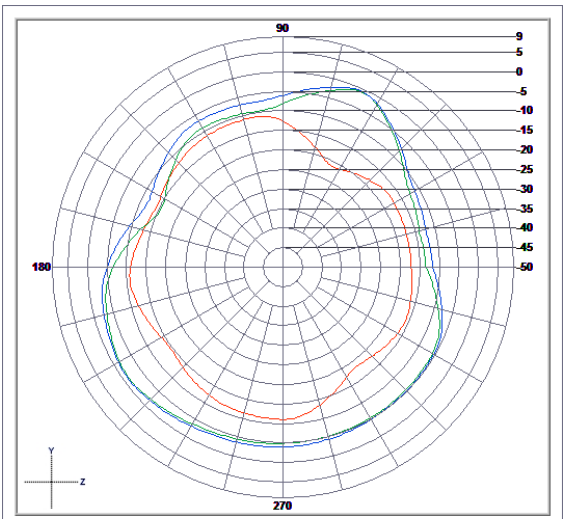
Efficiency & Gain

- 2.40 -0.00
- 2.440 -0.11
- 2.48 -0.13

Radiation Pattern:



| | Vertical | Horizontal | Total |
|-----------|----------|------------|-------|
| Avg. Gain | -8.4 | -6.99 | -4.63 |
| Peak Gain | -5.48 | -3.77 | -2.17 |



| | Vertical | Horizontal | Total |
|-----------|----------|------------|-------|
| Avg. Gain | -13.34 | -5.06 | -4.46 |
| Peak Gain | -10.3 | 0.09 | 0.12 |

