

TEST REPORT

Applicant: Starlink SYS Inc.
Address: 451 W Lambert Road Ste 211 Brea, CA 92821
Equipment Type: 4G Wireless Data Terminal
Model Name: X1271
Brand Name: Skylink global
FCC ID: 2BBUT-X1271
Test Standard: 47 CFR Part 15 Subpart E
(refer to section 3.1)
Sample Arrival Date: Nov. 06, 2023
Test Date: Dec. 08, 2023 - Jan. 04, 2024
Date of Issue: Jan. 15, 2024

ISSUED BY:

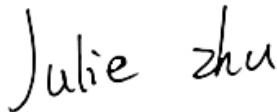
Shenzhen BALUN Technology Co., Ltd.

Tested by: Julie Zhu

Checked by: Ye Hongji

Approved by: Liao Jianming

(Technical Director)



Revision History		
Version	Issue Date	Revisions
<u>Rev. 01</u>	<u>Jan. 15, 2024</u>	<u>Initial Issue</u>

TABLE OF CONTENTS

1	GENERAL INFORMATION.....	4
1.1	Test Laboratory	4
1.2	Test Location	4
2	PRODUCT INFORMATION	5
2.1	Applicant Information	5
2.2	Manufacturer Information.....	5
2.3	General Description for Equipment under Test (EUT).....	5
2.4	Technical Information	6
2.5	Channel List	7
3	SUMMARY OF TEST RESULTS	8
3.1	Test Standards	8
3.2	Verdict	8
3.3	Measurement Uncertainty.....	8
4	GENERAL TEST CONFIGURATIONS	9
4.1	Test Environments.....	9
4.2	Test Equipment List.....	9
4.3	Test Software List.....	9
4.4	Description of Test Setup	10
5	Test Type and Test Results	11
5.1	DFS	11
ANNEX A	TEST RESULT	21
A.1	Channel Loading	21
A.2	UNII Detection Bandwidth.....	23
A.3	Initial Channel Availability Check Time	36

A.4	Radar Burst at the Beginning of the Channel Availability Check Time	38
A.5	Radar Burst at the End of the Channel Availability Check Time.....	40
A.6	CHANNEL CLOSING TRANSMISSION AND CHANNEL MOVE TIME	42
A.7	NON- OCCUPANCY PERIOD	44
A.8	Statistical Performance Check.....	45
ANNEX B	TEST SETUP PHOTOS	178
ANNEX C	EUT EXTERNAL PHOTOS.....	178
ANNEX D	EUT INTERNAL PHOTOS.....	178

1 GENERAL INFORMATION

1.1 Test Laboratory

Name	Shenzhen BALUN Technology Co., Ltd.
Address	Block B, 1/F, Baisha Science and Technology Park, Shahe Xi Road, Nanshan District, Shenzhen, Guangdong Province, P. R. China
Phone Number	+86 755 6685 0100

1.2 Test Location

Name	Shenzhen BALUN Technology Co., Ltd.
Location	<input checked="" type="checkbox"/> Block B, 1/F, Baisha Science and Technology Park, Shahe Xi Road, Nanshan District, Shenzhen, Guangdong Province, P. R. China
	<input type="checkbox"/> 1/F, Building B, Ganghongji High-tech Intelligent Industrial Park, No. 1008, Songbai Road, Yangguang Community, Xili Sub-district, Nanshan District, Shenzhen, Guangdong Province, P. R. China
Accreditation Certificate	The laboratory is a testing organization accredited by FCC as a accredited testing laboratory. The designation number is CN1196.

2 PRODUCT INFORMATION

2.1 Applicant Information

Applicant	Starlink SYS Inc.
Address	451 W Lambert Road Ste 211 Brea, CA 92821

2.2 Manufacturer Information

Manufacturer	Starlink SYS Inc.
Address	451 W Lambert Road Ste 211 Brea, CA 92821

2.3 General Description for Equipment under Test (EUT)

EUT Name	4G Wireless Data Terminal
Under Test Model Name	X1271
Series Model Name	N/A
Description of Model name differentiation	N/A
Hardware Version	V1.0
Software Version	CS_C6343R_HW6041_R80_MT7621A_SPI_16M256M_V9.1.0u.6844_0d6f45d_B20231018 6.web
Dimensions (Approx.)	N/A
Weight (Approx.)	N/A

2.4 Technical Information

Network and Wireless connectivity	4G Network LTE FDD Band 2/4/5/7/12/13/14/25/26/30/66/71 LTE TDD Band 41/48 LTE CA Uplink (UL): CA_7C, CA_41C, CA_5B 2.4G WIFI 802.11b, 802.11g, 802.11n(HT20/40) 5G WIFI 802.11a, 802.11n(HT20/40), 802.11ac(VHT20/40/80) U-NII-1/2A/2C/3
-----------------------------------	--

The requirement for the following technical information of the EUT was tested in this report:

Frequency Range	5250 MHz to 5350 MHz, 5470 MHz to 5725 MHz	
Operational Mode	Master device (Bridge modes and MESH modes are not supported)	
Product Type	<input type="checkbox"/> Mobile <input type="checkbox"/> Portable <input checked="" type="checkbox"/> Fix Location	
Modulation technology	OFDM	
Modulation Type	256QAM, 64QAM, 16QAM, BPSK, QPSK	
Transfer Rate (Mbps) (Single RF path)	802.11a: 54/ 48/ 36/ 24/ 18/ 12/ 9/ 6 Mbps 802.11n: up to 150 Mbps 802.11ac: up to VHT-MCS9	
Channel Bandwidth	802.11a: 20 MHz 802.11n: 20 MHz, 40 MHz 802.11ac: 20 MHz, 40 MHz, 80 MHz	
Maximum EIRP	U-NII-2A: 40.32mW U-NII-2C: 50.12mW	
Antenna Type	SISO-Antenna 0 SISO-Antenna 1	IFA Antenna
Antenna Gain	SISO-Antenna 0	5250 MHz to 5350 MHz: 3.46 dBi 5470 MHz to 5725 MHz: 3.52 dBi
	SISO-Antenna 1	5250 MHz to 5350 MHz: 2.04 dBi 5470 MHz to 5725 MHz: 2.89 dBi
Note: TPC is not required since the maximum EIRP is less than 500 mW (27 dBm).		

2.5 Channel List

20 MHz		40 MHz		80 MHz	
Channel Number	Frequency (MHz)	Channel Number	Frequency (MHz)	Channel Number	Frequency (MHz)
52	5260	54	5270	58	5290
56	5280	62	5310	106	5530
60	5300	102	5510	122	5610
64	5320	110	5550		
100	5500	118	5590		
104	5520	126	5630		
108	5540	134	5670		
112	5560				
116	5580				
120	5600				
124	5620				
128	5640				
132	5660				
136	5680				
140	5700				

3 SUMMARY OF TEST RESULTS

3.1 Test Standards

No.	Identity	Document Title
1	47 CFR Part 15 Subpart E	Unlicensed National Information Infrastructure Devices
2	KDB Publication 905462 D02 v02	UNII DFS Compliance Procedures New Rulesv02

3.2 Verdict

No.	Description	FCC Part No.	Verdict	Remark
1	U-NII Detection Bandwidth	15.407	Pass	Applicable
2	Initial Channel Availability Check Time	15.407	Pass	Applicable
3	Radar Burst at the Beginning of the Channel Availability Check Time	15.407	Pass	Applicable
4	Radar Burst at the End of the Channel Availability Check Time	15.407	Pass	Applicable
5	Channel Move Time	15.407	Pass	Applicable
6	Channel Closing Transmission Time	15.407	Pass	Applicable
7	Non- Occupancy Period	15.407	Pass	Applicable
8	Statistical Performance Check	15.407	Pass	Applicable
9	Channel Loading	15.407	Pass	Applicable

3.3 Measurement Uncertainty

The following measurement uncertainty levels have been estimated for tests performed on the EUT as specified in CISPR 16-4-2. This uncertainty represents an expanded uncertainty expressed at approximately the 95% confidence level using a coverage factor of k=2.

Parameters	Uncertainty
Occupied Channel Bandwidth	2.8%
RF output power, conducted	1.28 dB
Power Spectral Density, conducted	1.30 dB
Unwanted Emissions, conducted	1.84 dB
All emissions, radiated	5.36 dB
Temperature	0.8°C
Humidity	4%

4 GENERAL TEST CONFIGURATIONS

4.1 Test Environments

During the measurement, the normal environmental conditions were within the listed ranges:

Relative Humidity	53% to 67%	
Atmospheric Pressure	100 kPa to 102 kPa	
Temperature	NT (Normal Temperature)	+21.0°C to +22.1°C
Working Voltage of the EUT	NV (Normal Voltage)	12 V

4.2 Test Equipment List

Description	Manufacturer	Model	Serial No.	Cal. Date	Cal. Due
Spectrum Analyzer	ROHDE&SCHWARZ	FSV-40	101544	2023.01.03	2024.01.02
				2023.12.27	2024.12.26
Signaling Unit	ROHDE&SCHWARZ	CMW500	142028	2023.12.27	2024.12.26
Vector Signal Generator	ROHDE&SCHWARZ	SMBV100A	260592	2023.02.07	2024.02.06
Signal Generator	ROHDE&SCHWARZ	SMB100A	177746	2023.05.16	2024.05.15
Switch Unit with OSP-B157	ROHDE&SCHWARZ	OSP120	101270	2023.05.16	2024.05.15
Signaling Unit	ROHDE&SCHWARZ	CMW270	100607	2023.05.16	2024.05.15
Temperature Chamber	AHK	NTH64-40A	1310	2022.12.28	2023.12.27
				2023.12.05	2024.12.04

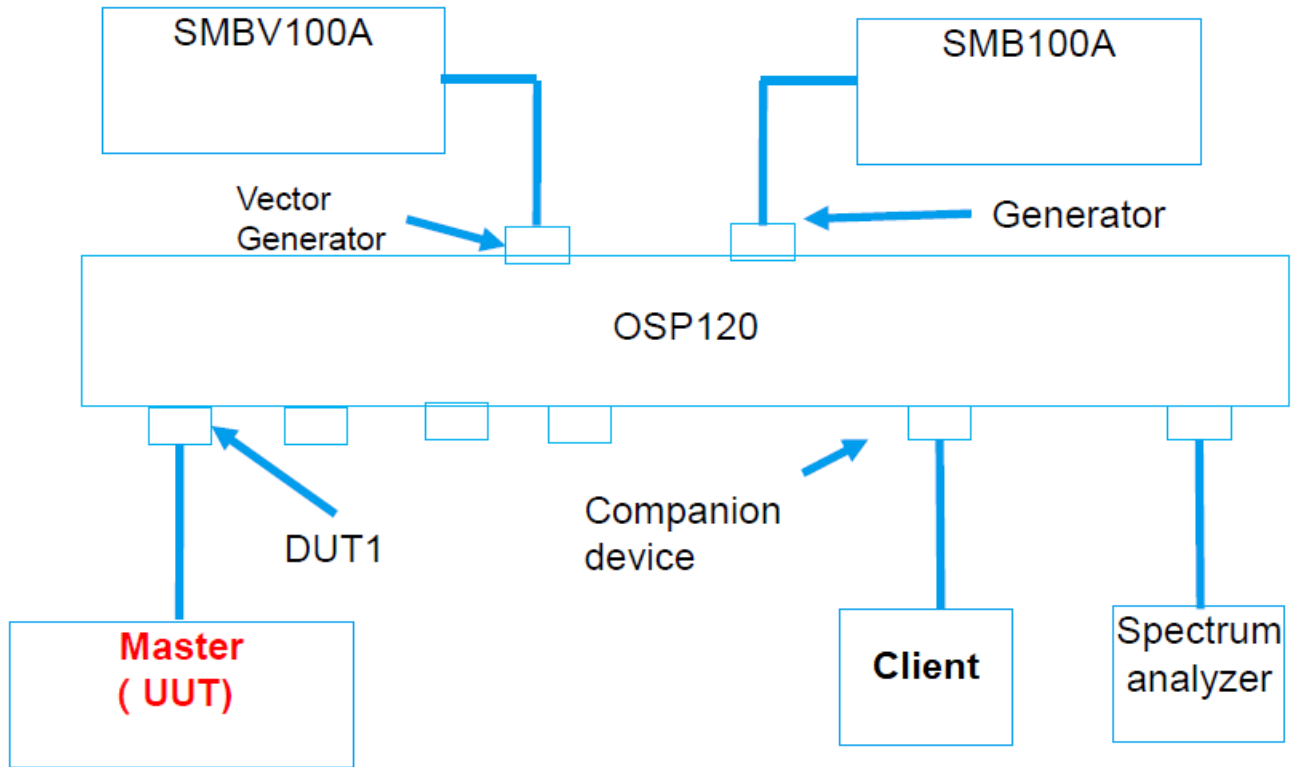
Slave equipment	Equipment Type	Mobile Phone
	Network and Wireless connectivity	WIFI 802.11a, 802.11b, 802.11g, 802.11n, VHT, 802.11ac and 802.11ax U-NII-1/2A/2C/3/

4.3 Test Software List

Description	Manufacturer	Software Version	Serial No.	Applicable test Setup
BL410R	BALUN	V2.1.1.488	N/A	The section 4.4.1

4.4 Description of Test Setup

4.4.1 Conducted Test Setup Configuration



Conducted Test Setup where UUT is a Master and Radar Test Waveforms are injected into the Masters.

(Diagram 1)

5 Test Type and Test Results

5.1 DFS

5.1.1 U-NII DFS Rule Requirements

5.1.1.1 Working Mode and Required Test Items

The manufacturer shall state whether the UUT is capable of operating as a Master and/or a Client. If the UUT is capable of operating in more than one operating mode then each operating mode shall be tested separately. See tables 1 and 2 for the applicability of DFS requirements for each of the operational modes.

APPLICABILITY OF DFS REQUIREMENTS PRIOR TO USE A CHANNEL

Requirement	Operational Mode		
	Master	Client without radar detection	Client with radar detection
Non-Occupancy Period	✓	✓	✓
DFS Detection Threshold	✓	Not required	✓
Channel Availability Check Time	✓	Not required	Not required
Uniform Spreading	✓	Not required	Not required
U-NII Detection Bandwidth	✓	Not required	✓

APPLICABILITY OF DFS REQUIREMENTS DURING NORMAL OPERATION

Requirement	Operational Mode		
	Master	Client without radar detection	Client with radar detection
DFS Detection Threshold	✓	Not required	✓
Channel Closing Transmission Time	✓	✓	✓
Channel Move Time	✓	✓	✓
U-NII Detection Bandwidth	✓	Not required	✓

5.1.2 Test Limits and Radar Signal Parameters

Detection Threshold Values

DFS DETECTION THRESHOLDS FOR MASTER DEVICES AND CLIENT DEVICES WITH RADAR DETECTION

Maximum Transmit Power	Value(See Note ^{1 & 2})
EIRP \geq 200 milliwatt	-64 dBm
EIRP < 200 milliwatt and power spectral density < 10 dBm/MHz	-62 dBm
EIRP < 200 milliwatt that do not meet the power spectral density requirement	-64 dBm

Note ¹: This is the level at the input of the receiver assuming a 0 dBi receive antenna.

Note ²: Throughout these test procedures an additional 1 dB has been added to the amplitude of the test transmission waveforms to account for variations in measurement equipment. This will ensure that the test signal is at or above the detection threshold level to trigger a DFS response.

DFS RESPONSE REQUIREMENT VALUES

Parameter	Value
Non-occupancy period	Minimum 30 minutes
Channel Availability Check Time	60 seconds
Channel Move Time	10 seconds See Note ¹ .
Channel Closing Transmission Time	200 milliseconds + an aggregate of 60 milliseconds over remaining 10 second period. See Note ^{1&2} .
U-NII Detection Bandwidth	100% of the UNII transmission power bandwidth. See Note ³ .

Note ¹: The instant that the Channel Move Time and the Channel Closing Transmission Time begins is as follows:

- For the Short Pulse Radar Test Signals this instant is the end of the Burst.
- For the Frequency Hopping radar Test Signal, this instant is the end of the last radar Burst generated.
- For the Long Pulse Radar Test Signal this instant is the end of the 12 second period defining the Radar Waveform.

Note ²: The Channel Closing Transmission Time is comprised of 200 milliseconds starting at the beginning of the Channel Move Time plus any additional intermittent control signals required to facilitate a Channel move (an aggregate of 60 milliseconds) during the remainder of the 10 second period. The aggregate duration of control signals will not count quiet periods in between transmissions.

Note ³: During the U-NII Detection Bandwidth detection test, radar type 1 is used and for each frequency step the minimum percentage of detection is 90 percent. Measurements are performed with no data traffic.

Parameters of DFS Test Signals

Step intervals of 0.1 microsecond for Pulse Width, 1 microsecond for PRI, 1 MHz for chirp width and 1 for the number of pulses will be utilized for the random determination of specific test waveforms.

SHORT PULSE RADAR TEST WAVEFORMS

Radar Type	Pulse Width (μsec)	PRI(μsec)	Number of Pulses	Minimum Percentage of Successful Detection	Minimum Number of Trials
0	1	1428	18	See Note	See Note
1	1	Test A: 15 unique PRI values randomly selected from the list of 23PRI values in Table5a	$\text{Roundup} \left\{ \left(\frac{1}{360} \cdot \left(\frac{19 \cdot 10^6}{\text{PRI}_{\mu\text{sec}}} \right) \right) \right\}$	60%	30
		Test B: 15 unique PRI values randomly selected within the range of 518-3066 μsec, with a minimum increment of 1 μsec, excluding PRI values selected in Test A			
2	1-5	150-230	23-29	60%	30
3	6-10	200-500	16-18	60%	30
4	11-20	200-500	12-16	60%	30
Aggregate (Radar Types 1-4)				80%	120

Note: Short Pulse Radar Type 0 should be used for the detection bandwidth test, channel move time, and channel closing time tests.

LONG PULSE RADAR TEST WAVEFORM

Radar Type	Pulse Width(μsec)	Chirp Width (MHz)	PRI (μsec)	Number of Pulses per Burst	Number of Bursts	Minimum Percentage of Successful Detection	Minimum Number of Trials
5	50-100	5-20	1000-2000	1-3	8-20	80%	30

FREQUENCY HOPPING RADAR TEST WAVEFORM

Radar Type	Pulse Width (μsec)	PRI (μsec)	Pulses per Hop	Hopping Rate (kHz)	Hopping Sequence Length (msec)	Minimum Percentage of Successful Detection	Minimum Number of Trials
6	1	333	9	0.333	300	70%	30

5.1.2.1 Test Setup

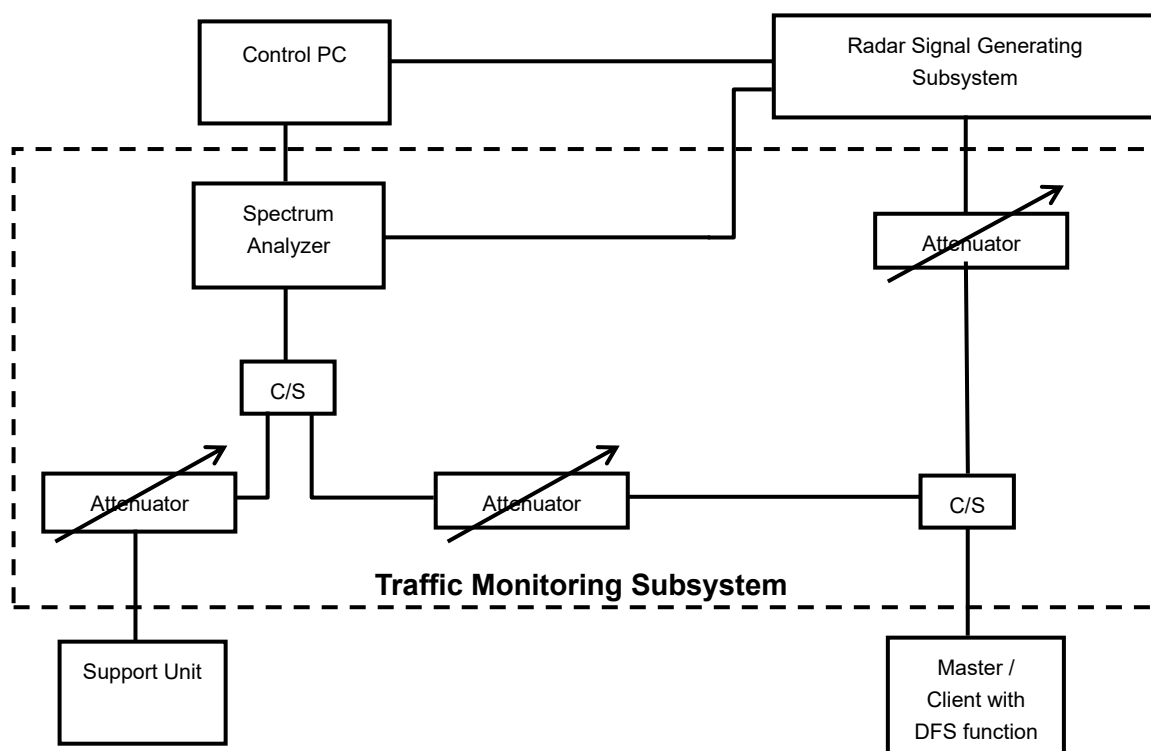
See 4.4 for test setup description for the conducted test. The photo of test setup please refer to ANNEX B.

5.1.2.2 Test Procedure

DFS MEASUREMENT SYSTEM:

A complete DFS Measurement System consists of two subsystems: (1) the Radar Signal Generating Subsystem and (2) the Traffic Monitoring Subsystem. The control PC is necessary for generating the Radar waveforms in Table 6, 7 and 8. The traffic monitoring subsystem is specified to the type of unit under test (UUT).

Conducted setup configuration of DFS Measurement System



The test transmission will always be from the Master Device to the Client Device. While the Client device is set up to associate with the Master device and play the MPEG file (6 ½ Magic Hours) from Master device, the designated MPEG test file and instructions are located at: <http://ntiacsd.ntia.doc.gov/dfs/>.

IN-SERVICE MONITORING FOR CHANNEL MOVE TIME, CHANNEL CLOSING TRANSMISSION TIME AND NON-OCCUPANCY PERIOD

These tests define how the following DFS parameters are verified during In-Service Monitoring; Channel Closing Transmission Time, Channel Move Time, and Non-Occupancy Period.

The steps below define the procedure to determine the above mentioned parameters when a radar Burst with a level equal to the DFS Detection Threshold +1 dB is generated on the Operating Channel of the U-NII device.

UUT operating as a Master Device will associate with the Client Device at Channel. DFS testing while the System testing was performed with the designated MPEG test file that streams full motion video at 30 frames per second from the Master to the Client IP based system.

At time T0 the RADAR wave form generator sends a Burst of pulses for each of the radar types.

Observe the transmissions of the UUT at the end of the radar Burst on the Operating Channel for duration greater than 10 seconds. Measure and record the transmissions from the UUT during the observation time (Channel Move Time). Compare the Channel Move Time and Channel Closing Transmission Time results to the limits defined in the DFS Response requirement values table.

CHANNEL CLOSING TRANSMISSION TIME- MEASUREMENT

The program will calculate the closing time base on the spectrum analyzer result. The result will be calculated based on FCC procedure.

$$C = N * Dwell$$

where C is the Closing Time, N is the number of spectrum analyzer sampling bins showing a U-NII transmission and Dwell is the dwell time per bin.

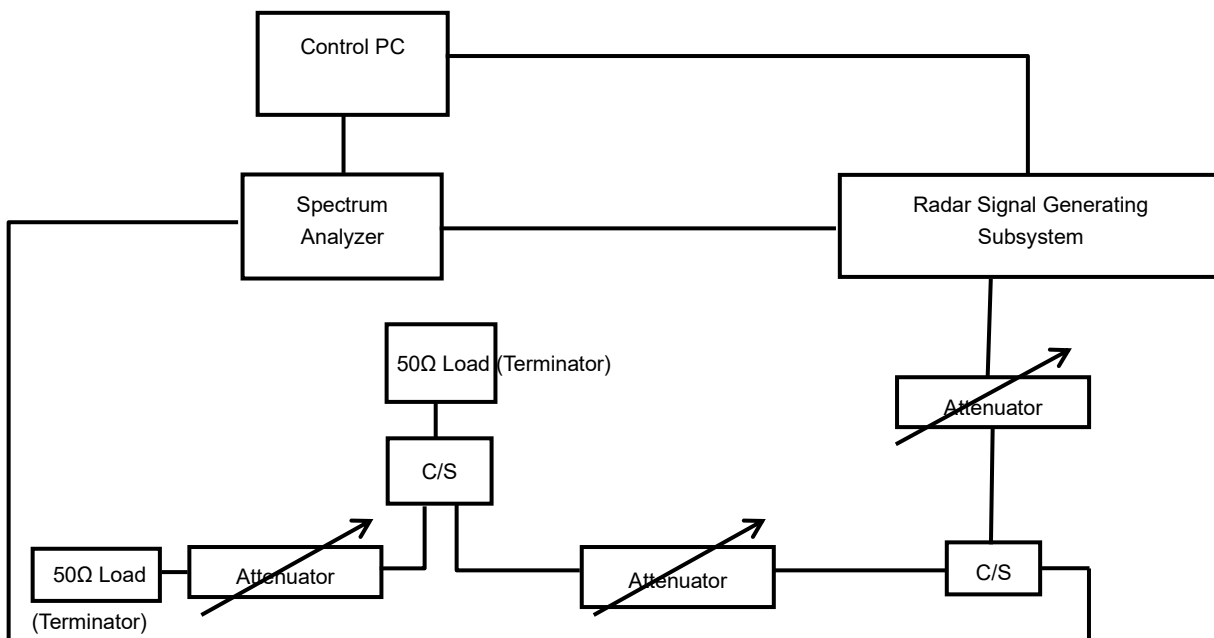
$$Dwell = S / B$$

where Dwell is the dwell time per spectrum analyzer sampling bin, S is the sweep time and B is the number of spectrum analyzer sampling bins.

CALIBRATION OF DFS DETECTION THRESHOLD LEVEL:

The measured channel is 5500 MHz in 20 MHz Bandwidth and 5510 MHz in 40 MHz Bandwidth and 5530 MHz in 80 MHz Bandwidth. The radar signal was the same as transmitted channels, and injected into the antenna port of AP (master) or Client Device with Radar Detection, measured the channel closing transmission time and channel move time. The Master antenna gain is 3.0 dBi and required detection threshold is -58.0 dBm (= -62 +1 +3.0) dBm. The calibrated conducted detection threshold level is set to -58.0 dBm.

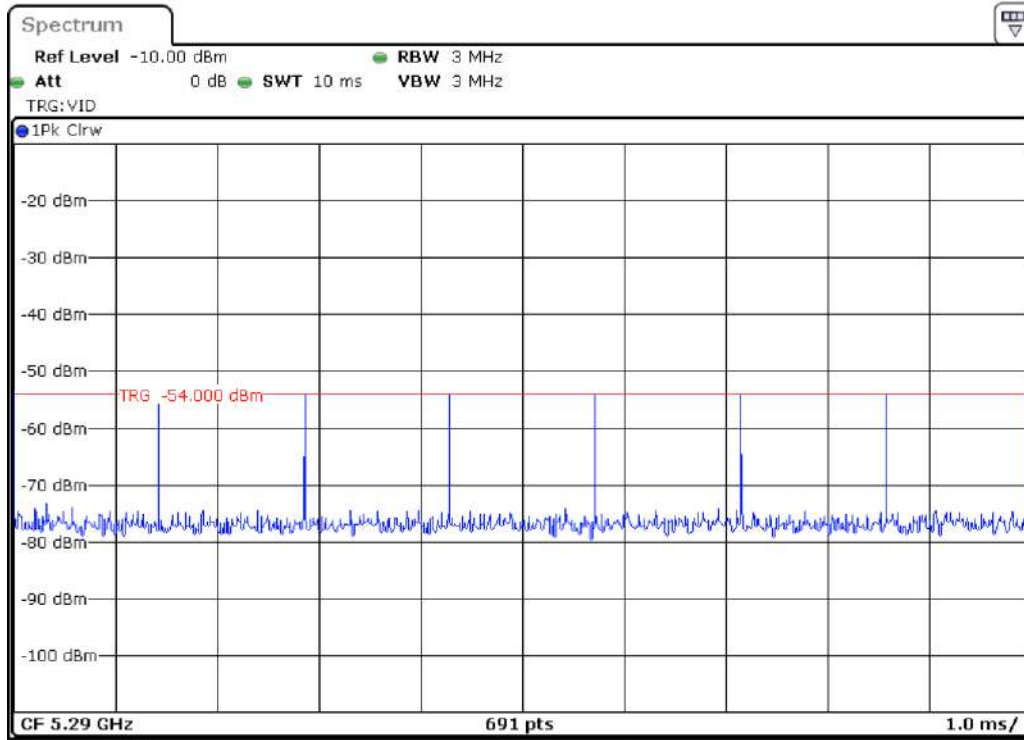
Conducted setup configuration of Calibration of DFS Detection Threshold Level



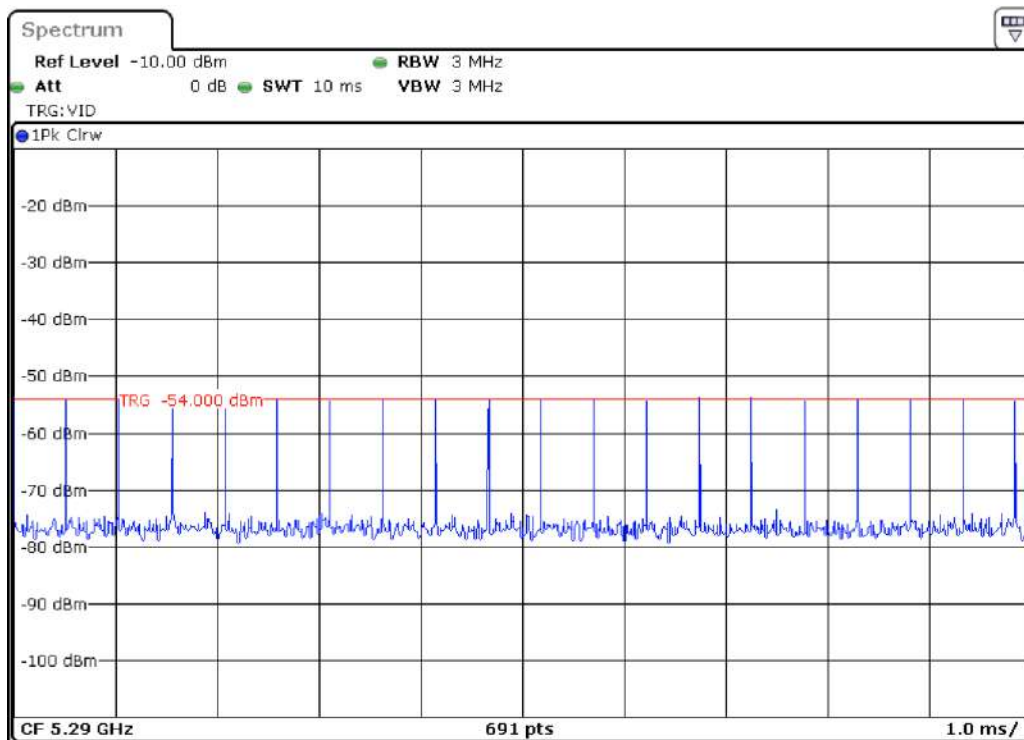
Radar Waveform Calibration Result

Note: The radar waveform map as shown below is just one example of the various radar types. The calibrated radar signals were used in the actual testing.

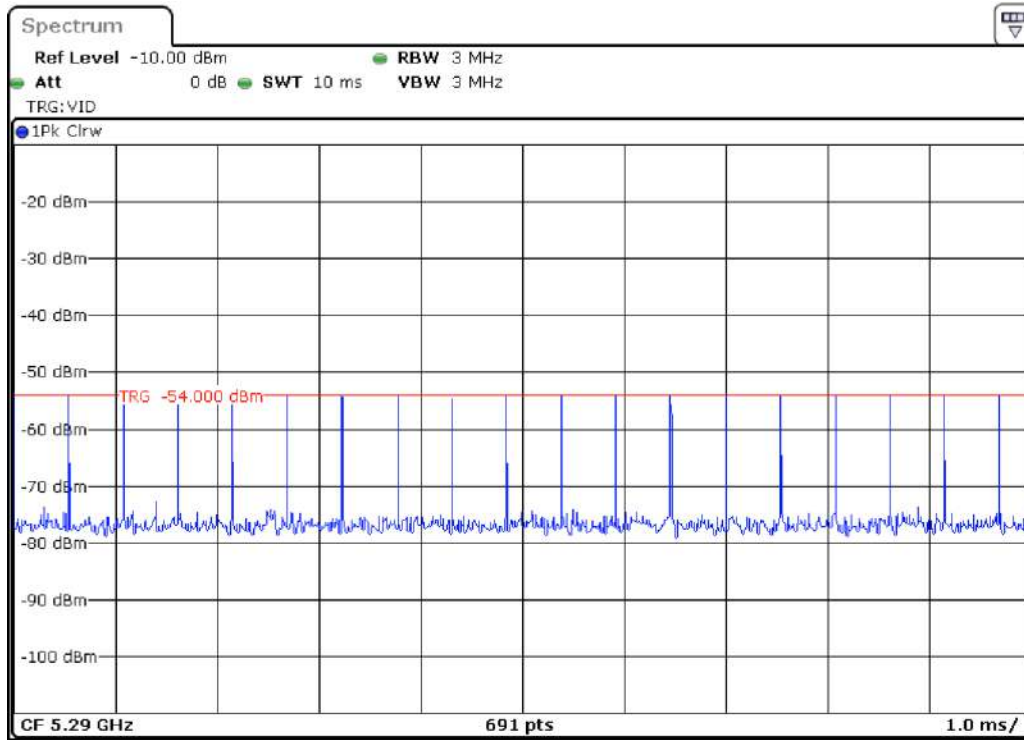
Radar Type 0 Calibration Plot (5290MHz)



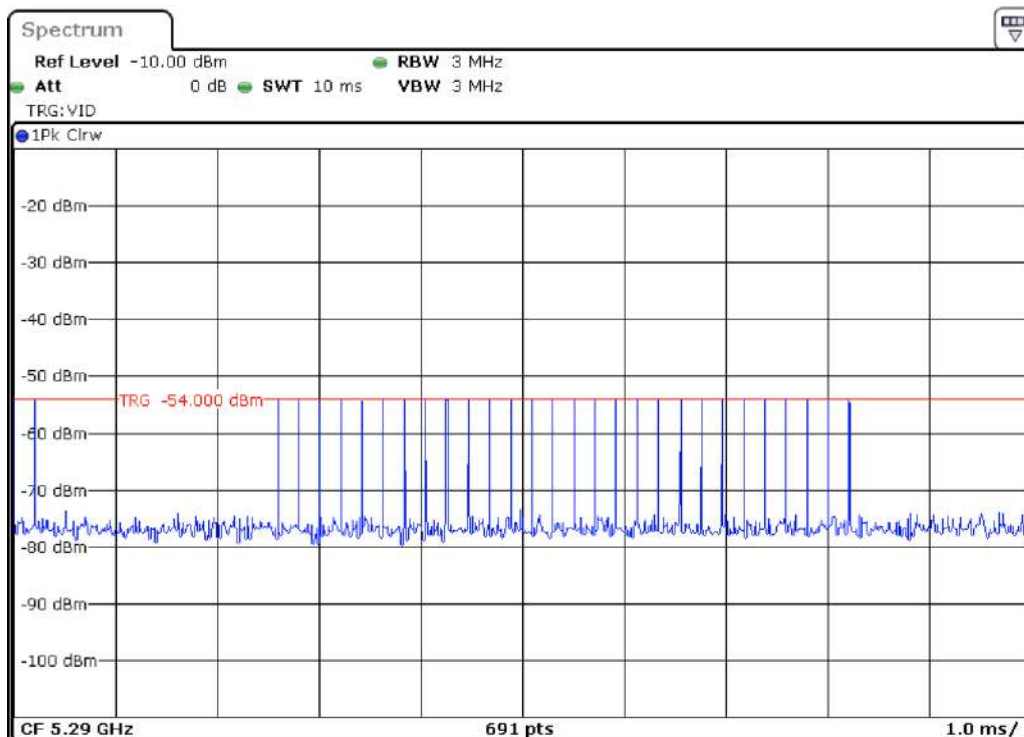
Radar Type 1 test A Calibration Plot (5290MHz)



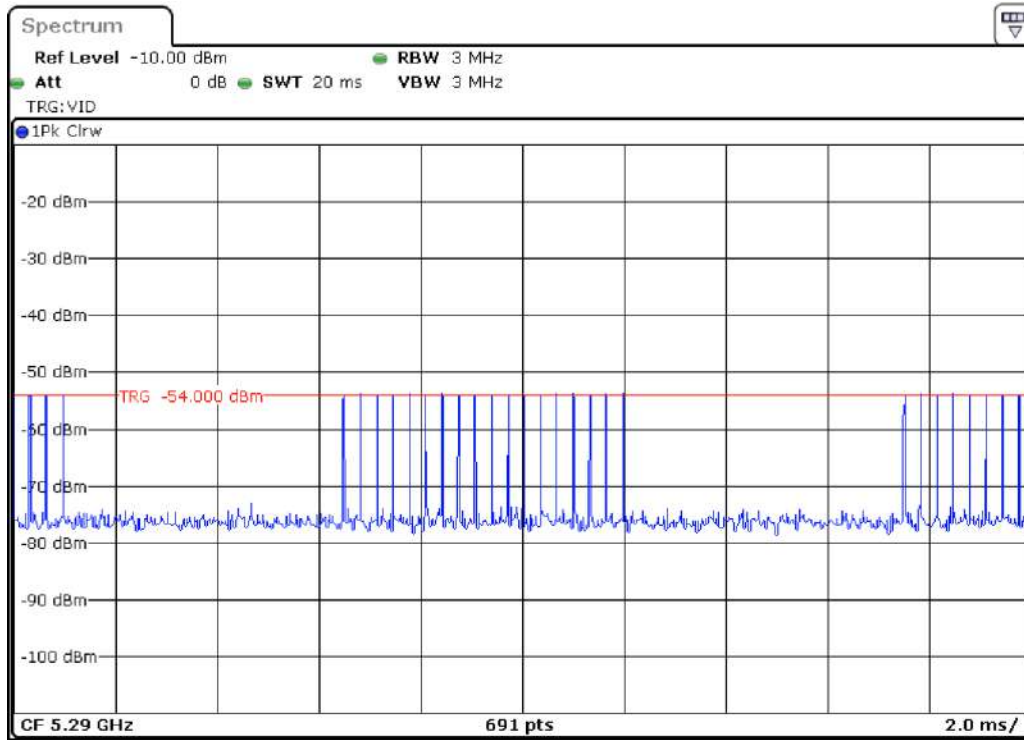
Radar Type 1 test B Calibration Plot (5290MHz)



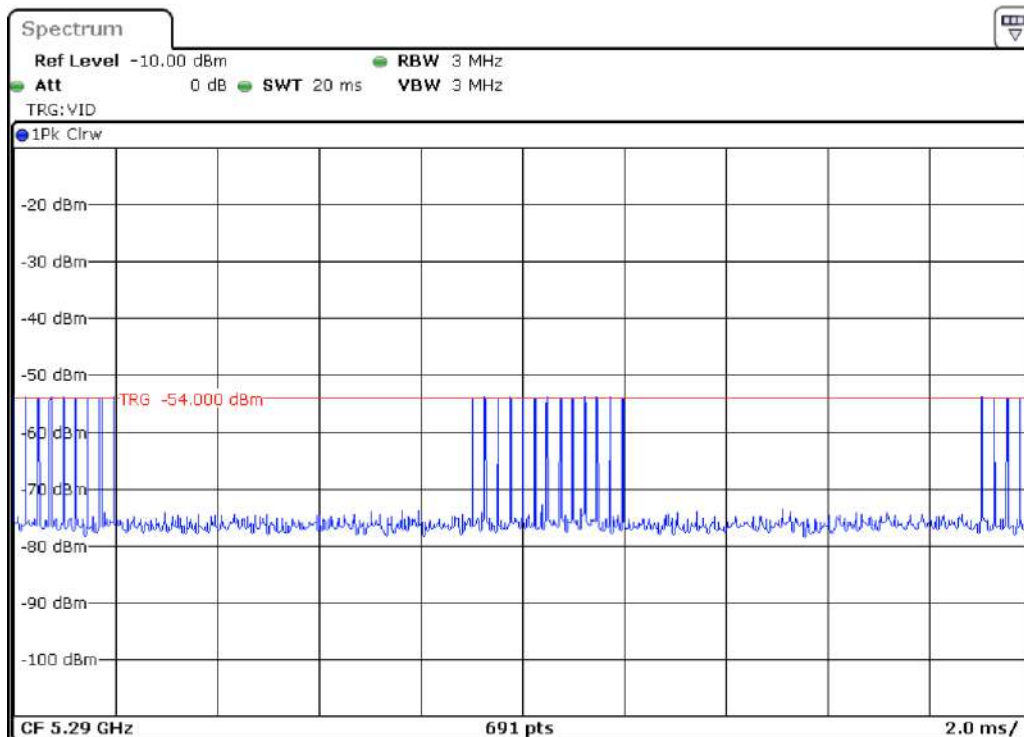
Radar Type 2 Calibration Plot (5290MHz)



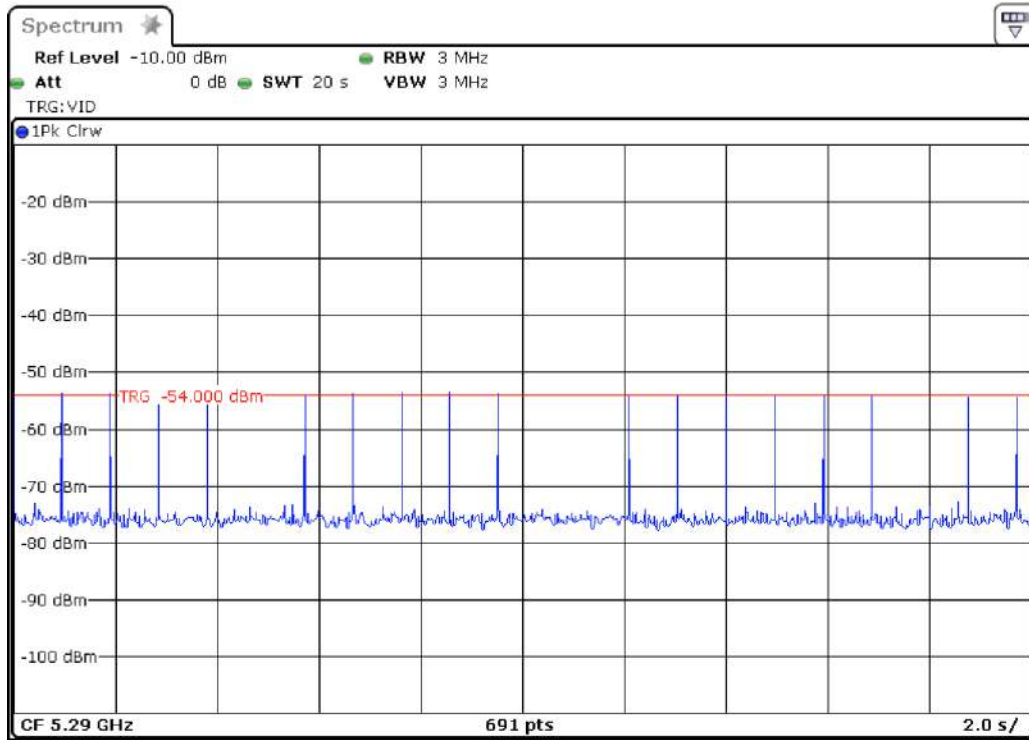
Radar Type 3 Calibration Plot (5290MHz)



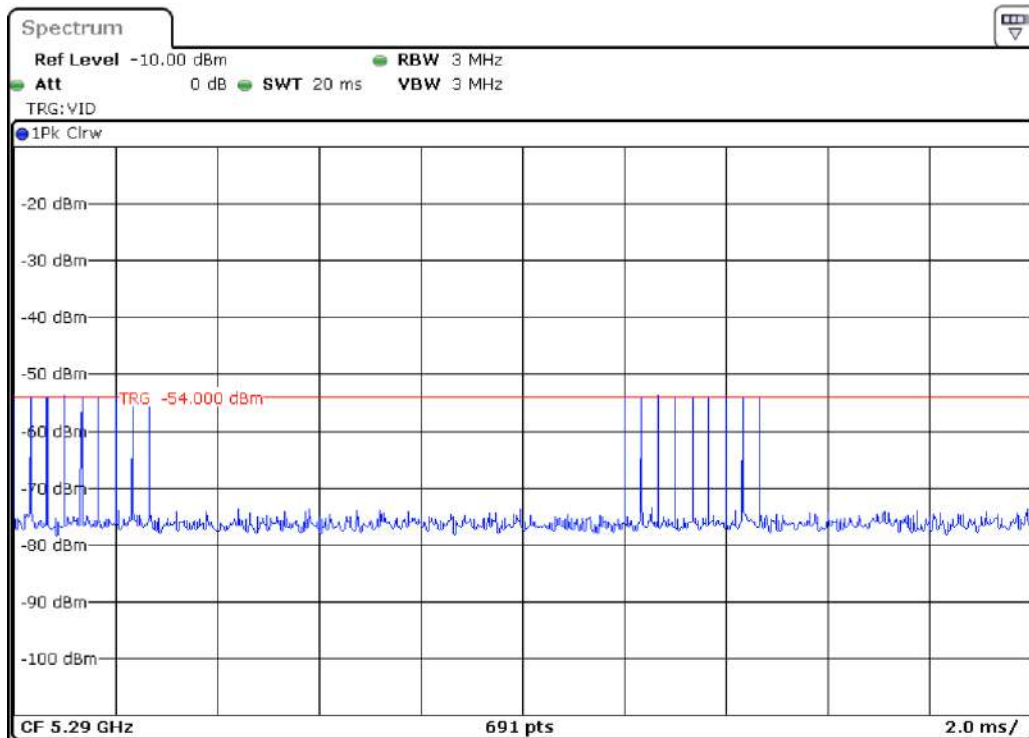
Radar Type 4 Calibration Plot (5290MHz)



Radar Type 5 Calibration Plot (5290MHz)



Radar Type 6 Calibration Plot (5290MHz)



5.1.2.3 Test Result

Please refer to ANNEX A

ANNEX A TEST RESULT

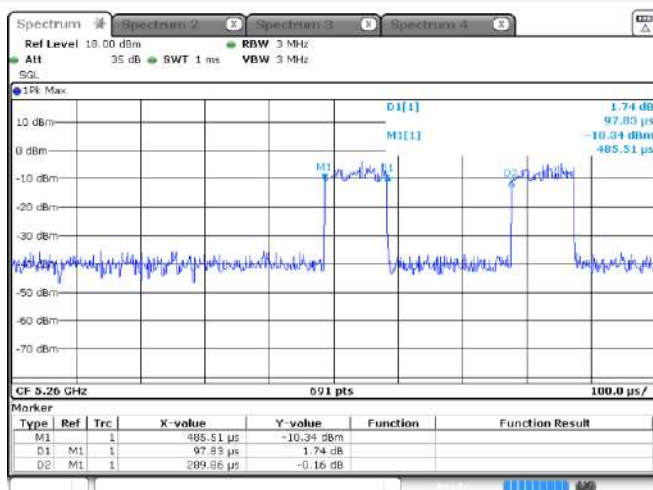
A.1 Channel Loading

Note: System testing was performed with the designated iperf test file. This file is used by IP and Frame based systems for loading the test channel during the In-service compliance testing of the U-NII device.
 Packet ratio = Time On / (Time On + Off Time)

Test Mode	Test Frequency	Packet ratio	Requirement ratio	Test Result
11a	5260 MHz	33.75%	≥ 17%	Pass
11a	5500 MHz	23.58%	≥ 17%	Pass
11n (HT40)	5270 MHz	31.71%	≥ 17%	Pass
11n (HT40)	5510 MHz	35.03%	≥ 17%	Pass
11ac (VHT80)	5290 MHz	28.49%	≥ 17%	Pass
11ac (VHT80)	5530 MHz	27.75%	≥ 17%	Pass

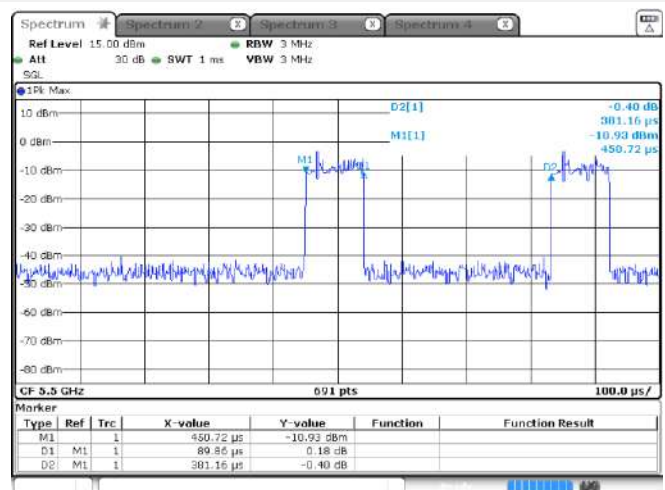
Test Plots

11a 5260 MHz



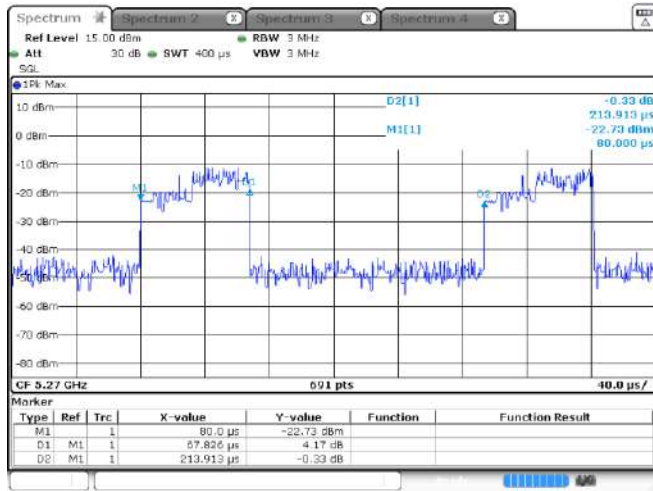
Date: 8 DEC 2023 04:50:05

11a 5500 MHz



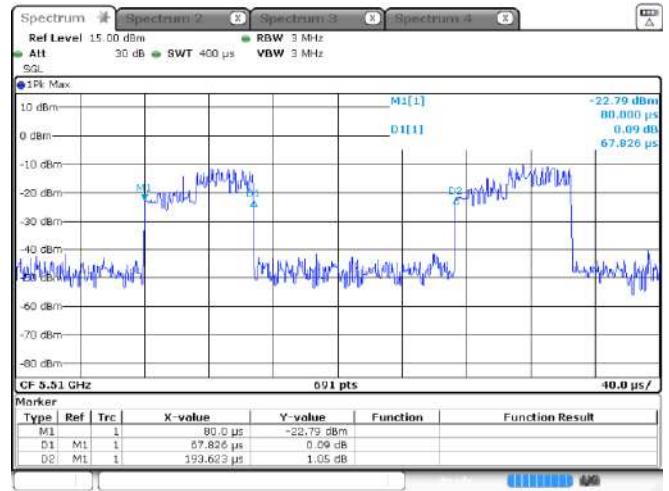
Date: 8 DEC 2023 04:00:48

11n (HT40) 5270 MHz



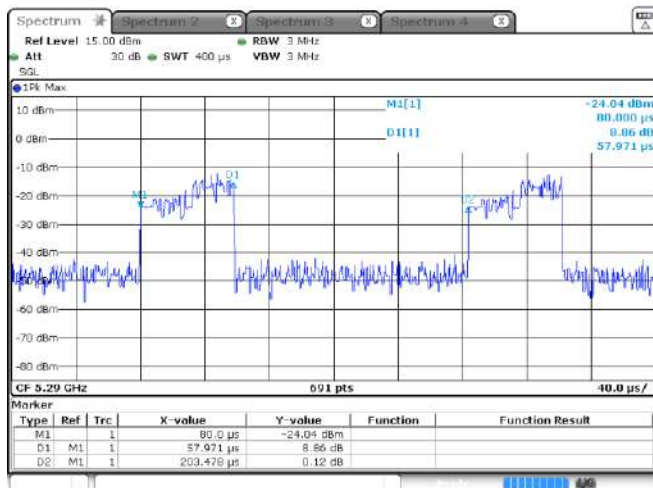
Date: 8 DEC 2023 04:26:53

11n (HT40) 5510 MHz



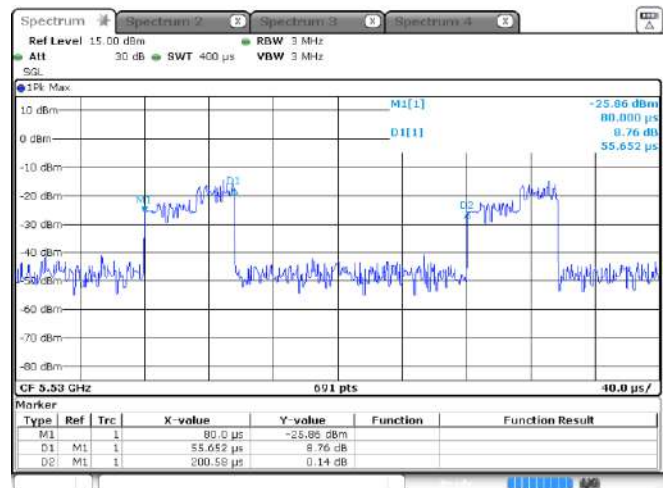
Date: 8 DEC 2023 04:13:48

11ac (VHT80) 5290 MHz



Date: 8 DEC 2023 04:24:27

11ac (VHT80) 5530 MHz



Date: 8 DEC 2023 04:20:24

A.2 UNII Detection Bandwidth

The generating equipment is configured as shown in the Conducted Test Setup above. A single Burst of the short pulse radar type 0 is produced at 5260 MHz/5500 MHz/5270 MHz/5510 MHz/5290 MHz/5530 MHz at a -62 dBm level. The UUT is set up as a standalone device (no associated Client and no traffic).

A single radar Burst is generated for a minimum of 10 trials, and the response of the UUT is noted. The UUT must detect the Radar Waveform 90% or more of the time.

Starting at the center frequency of the UUT operating Channel, increase the radar frequency in 5 MHz steps, repeating the above test sequence, until the detection rate falls below 90%. Repeat this measurement in 1MHz steps at frequencies 5 MHz below where the detection rate begins to fall. Record the highest frequency (denote as FH) at which detection is greater than or equal to the U-NII Detection Bandwidth criterion. Recording the detection rate at frequencies above FH is not required to demonstrate compliance.

Starting at the center frequency of the UUT operating Channel, decrease the radar frequency in 5 MHz steps, repeating the above test sequence, until the detection rate falls below 90%. Repeat this measurement in 1MHz steps at frequencies 5 MHz above where the detection rate begins to fall. Record the lowest frequency (denote as FL) at which detection is greater than or equal to the U-NII Detection Bandwidth criterion. Recording the detection rate at frequencies below FL is not required to demonstrate compliance.

The U-NII Detection Bandwidth is calculated as follows:

U-NII Detection Bandwidth = FH – FL

Test result

EUT Frequency = 5260 MHz, 11a (20) mode

Radar Frequency	Trial 1	Trial 2	Trial 3	Trial 4	Trial 5	Trial 6	Trial 7	Trial 8	Trial 9	Trial 10	Detection Rate %
5251	Y	Y	Y	Y	Y	Y	Y	Y	Y	Y	100%
5252	Y	Y	Y	Y	Y	Y	Y	Y	Y	Y	100%
5253	Y	Y	Y	Y	Y	Y	Y	Y	Y	Y	100%
5254	Y	Y	Y	Y	Y	Y	Y	Y	Y	Y	100%
5255	Y	Y	Y	Y	Y	Y	Y	Y	Y	Y	100%
5256	Y	Y	Y	Y	Y	Y	Y	Y	Y	Y	100%
5257	Y	Y	Y	Y	Y	Y	Y	Y	Y	Y	100%
5258	Y	Y	Y	Y	Y	Y	Y	Y	Y	Y	100%
5259	Y	Y	Y	Y	Y	Y	Y	Y	Y	Y	100%
5260	Y	Y	Y	Y	Y	Y	Y	Y	Y	Y	100%
5261	Y	Y	Y	Y	Y	Y	Y	Y	Y	Y	100%
5262	Y	Y	Y	Y	Y	Y	Y	Y	Y	Y	100%
5263	Y	Y	Y	Y	Y	Y	Y	Y	Y	Y	100%
5264	Y	Y	Y	Y	Y	Y	Y	Y	Y	Y	100%
5265	Y	Y	Y	Y	Y	Y	Y	Y	Y	Y	100%
5266	Y	Y	Y	Y	Y	Y	Y	Y	Y	Y	100%
5267	Y	Y	Y	Y	Y	Y	Y	Y	Y	Y	100%
5268	Y	Y	Y	Y	Y	Y	Y	Y	Y	Y	100%
5269	Y	Y	Y	Y	Y	Y	Y	Y	Y	Y	100%

Note 1: All NII channels for this device have identical Channel bandwidths. Therefore, all DFS testing was done at 5260 MHz.
The 99% channel bandwidth is 19 MHz

Note 2: Detection Bandwidth = FH - FL = 5269 MHz – 5251 MHz = 18 MHz

Note 3: NII Detection Bandwidth Min. Limit (MHz): 19 MHz x 100% = 19 MHz

EUT Frequency = 5270 MHz, 11n (HT40) mode

Radars Frequency	Trial 1	Trial 2	Trial 3	Trial 4	Trial 5	Trial 6	Trial 7	Trial 8	Trial 9	Trial 10	Detection Rate %
5251	Y	Y	Y	Y	Y	Y	Y	Y	Y	Y	100%
5252	Y	Y	Y	Y	Y	Y	Y	Y	Y	Y	100%
5253	Y	Y	Y	Y	Y	Y	Y	Y	Y	Y	100%
5254	Y	Y	Y	Y	Y	Y	Y	Y	Y	Y	100%
5255	Y	Y	Y	Y	Y	Y	Y	Y	Y	Y	100%
5256	Y	Y	Y	Y	Y	Y	Y	Y	Y	Y	100%
5257	Y	Y	Y	Y	Y	Y	Y	Y	Y	Y	100%
5258	Y	Y	Y	Y	Y	Y	Y	Y	Y	Y	100%
5259	Y	Y	Y	Y	Y	Y	Y	Y	Y	Y	100%
5260	Y	Y	Y	Y	Y	Y	Y	Y	Y	Y	100%
5261	Y	Y	Y	Y	Y	Y	Y	Y	Y	Y	100%
5262	Y	Y	Y	Y	Y	Y	Y	Y	Y	Y	100%
5263	Y	Y	Y	Y	Y	Y	Y	Y	Y	Y	100%
5264	Y	Y	Y	Y	Y	Y	Y	Y	Y	Y	100%
5265	Y	Y	Y	Y	Y	Y	Y	Y	Y	Y	100%
5266	Y	Y	Y	Y	Y	Y	Y	Y	Y	Y	100%
5267	Y	Y	Y	Y	Y	Y	Y	Y	Y	Y	100%
5268	Y	Y	Y	Y	Y	Y	Y	Y	Y	Y	100%
5269	Y	Y	Y	Y	Y	Y	Y	Y	Y	Y	100%
5270	Y	Y	Y	Y	Y	Y	Y	Y	Y	Y	100%
5271	Y	Y	Y	Y	Y	Y	Y	Y	Y	Y	100%
5272	Y	Y	Y	Y	Y	Y	Y	Y	Y	Y	100%
5273	Y	Y	Y	Y	Y	Y	Y	Y	Y	Y	100%
5274	Y	Y	Y	Y	Y	Y	Y	Y	Y	Y	100%
5275	Y	Y	Y	Y	Y	Y	Y	Y	Y	Y	100%
5276	Y	Y	Y	Y	Y	Y	Y	Y	Y	Y	100%
5277	Y	Y	Y	Y	Y	Y	Y	Y	Y	Y	100%
5278	Y	Y	Y	Y	Y	Y	Y	Y	Y	Y	100%
5279	Y	Y	Y	Y	Y	Y	Y	Y	Y	Y	100%
5280	Y	Y	Y	Y	Y	Y	Y	Y	Y	Y	100%
5281	Y	Y	Y	Y	Y	Y	Y	Y	Y	Y	100%
5282	Y	Y	Y	Y	Y	Y	Y	Y	Y	Y	100%
5283	Y	Y	Y	Y	Y	Y	Y	Y	Y	Y	100%
5284	Y	Y	Y	Y	Y	Y	Y	Y	Y	Y	100%
5285	Y	Y	Y	Y	Y	Y	Y	Y	Y	Y	100%
5286	Y	Y	Y	Y	Y	Y	Y	Y	Y	Y	100%
5287	Y	Y	Y	Y	Y	Y	Y	Y	Y	Y	100%
5288	Y	Y	Y	Y	Y	Y	Y	Y	Y	Y	100%
5289	Y	Y	Y	Y	Y	Y	Y	Y	Y	Y	100%

Note 1: All NII channels for this device have identical Channel bandwidths. Therefore, all DFS testing was done at 5270 MHz.

The 99% channel bandwidth is 39 MHz

Note 2: Detection Bandwidth = FH - FL = 5289 MHz - 5251 MHz = 38 MHz

Note 3: NII Detection Bandwidth Min. Limit (MHz): 39 MHz x 100% = 39 MHz

EUT Frequency = 5290 MHz, 11ac (VHT80) mode

Radars Frequency	Trial 1	Trial 2	Trial 3	Trial 4	Trial 5	Trial 6	Trial 7	Trial 8	Trial 9	Trial 10	Detectio n Rate %
5251	Y	Y	Y	Y	Y	Y	Y	Y	Y	Y	100%
5252	Y	Y	Y	Y	Y	Y	Y	Y	Y	Y	100%
5253	Y	Y	Y	Y	Y	Y	Y	Y	Y	Y	100%
5254	Y	Y	Y	Y	Y	Y	Y	Y	Y	Y	100%
5255	Y	Y	Y	Y	Y	Y	Y	Y	Y	Y	100%
5256	Y	Y	Y	Y	Y	Y	Y	Y	Y	Y	100%
5257	Y	Y	Y	Y	Y	Y	Y	Y	Y	Y	100%
5258	Y	Y	Y	Y	Y	Y	Y	Y	Y	Y	100%
5259	Y	Y	Y	Y	Y	Y	Y	Y	Y	Y	100%
5260	Y	Y	Y	Y	Y	Y	Y	Y	Y	Y	100%
5261	Y	Y	Y	Y	Y	Y	Y	Y	Y	Y	100%
5262	Y	Y	Y	Y	Y	Y	Y	Y	Y	Y	100%
5263	Y	Y	Y	Y	Y	Y	Y	Y	Y	Y	100%
5264	Y	Y	Y	Y	Y	Y	Y	Y	Y	Y	100%
5265	Y	Y	Y	Y	Y	Y	Y	Y	Y	Y	100%
5266	Y	Y	Y	Y	Y	Y	Y	Y	Y	Y	100%
5267	Y	Y	Y	Y	Y	Y	Y	Y	Y	Y	100%
5268	Y	Y	Y	Y	Y	Y	Y	Y	Y	Y	100%
5269	Y	Y	Y	Y	Y	Y	Y	Y	Y	Y	100%
5270	Y	Y	Y	Y	Y	Y	Y	Y	Y	Y	100%
5271	Y	Y	Y	Y	Y	Y	Y	Y	Y	Y	100%
5272	Y	Y	Y	Y	Y	Y	Y	Y	Y	Y	100%
5273	Y	Y	Y	Y	Y	Y	Y	Y	Y	Y	100%
5274	Y	Y	Y	Y	Y	Y	Y	Y	Y	Y	100%
5275	Y	Y	Y	Y	Y	Y	Y	Y	Y	Y	100%
5276	Y	Y	Y	Y	Y	Y	Y	Y	Y	Y	100%
5277	Y	Y	Y	Y	Y	Y	Y	Y	Y	Y	100%
5278	Y	Y	Y	Y	Y	Y	Y	Y	Y	Y	100%
5279	Y	Y	Y	Y	Y	Y	Y	Y	Y	Y	100%
5280	Y	Y	Y	Y	Y	Y	Y	Y	Y	Y	100%
5281	Y	Y	Y	Y	Y	Y	Y	Y	Y	Y	100%
5282	Y	Y	Y	Y	Y	Y	Y	Y	Y	Y	100%
5283	Y	Y	Y	Y	Y	Y	Y	Y	Y	Y	100%
5284	Y	Y	Y	Y	Y	Y	Y	Y	Y	Y	100%
5285	Y	Y	Y	Y	Y	Y	Y	Y	Y	Y	100%
5286	Y	Y	Y	Y	Y	Y	Y	Y	Y	Y	100%
5287	Y	Y	Y	Y	Y	Y	Y	Y	Y	Y	100%
5288	Y	Y	Y	Y	Y	Y	Y	Y	Y	Y	100%
5289	Y	Y	Y	Y	Y	Y	Y	Y	Y	Y	100%

5290	Y	Y	Y	Y	Y	Y	Y	Y	Y	Y	100%
5291	Y	Y	Y	Y	Y	Y	Y	Y	Y	Y	100%
5292	Y	Y	Y	Y	Y	Y	Y	Y	Y	Y	100%
5293	Y	Y	Y	Y	Y	Y	Y	Y	Y	Y	100%
5294	Y	Y	Y	Y	Y	Y	Y	Y	Y	Y	100%
5295	Y	Y	Y	Y	Y	Y	Y	Y	Y	Y	100%
5296	Y	Y	Y	Y	Y	Y	Y	Y	Y	Y	100%
5297	Y	Y	Y	Y	Y	Y	Y	Y	Y	Y	100%
5298	Y	Y	Y	Y	Y	Y	Y	Y	Y	Y	100%
5299	Y	Y	Y	Y	Y	Y	Y	Y	Y	Y	100%
5300	Y	Y	Y	Y	Y	Y	Y	Y	Y	Y	100%
5301	Y	Y	Y	Y	Y	Y	Y	Y	Y	Y	100%
5302	Y	Y	Y	Y	Y	Y	Y	Y	Y	Y	100%
5303	Y	Y	Y	Y	Y	Y	Y	Y	Y	Y	100%
5304	Y	Y	Y	Y	Y	Y	Y	Y	Y	Y	100%
5305	Y	Y	Y	Y	Y	Y	Y	Y	Y	Y	100%
5306	Y	Y	Y	Y	Y	Y	Y	Y	Y	Y	100%
5307	Y	Y	Y	Y	Y	Y	Y	Y	Y	Y	100%
5308	Y	Y	Y	Y	Y	Y	Y	Y	Y	Y	100%
5309	Y	Y	Y	Y	Y	Y	Y	Y	Y	Y	100%
5310	Y	Y	Y	Y	Y	Y	Y	Y	Y	Y	100%
5311	Y	Y	Y	Y	Y	Y	Y	Y	Y	Y	100%
5312	Y	Y	Y	Y	Y	Y	Y	Y	Y	Y	100%
5313	Y	Y	Y	Y	Y	Y	Y	Y	Y	Y	100%
5314	Y	Y	Y	Y	Y	Y	Y	Y	Y	Y	100%
5315	Y	Y	Y	Y	Y	Y	Y	Y	Y	Y	100%
5316	Y	Y	Y	Y	Y	Y	Y	Y	Y	Y	100%
5317	Y	Y	Y	Y	Y	Y	Y	Y	Y	Y	100%
5318	Y	Y	Y	Y	Y	Y	Y	Y	Y	Y	100%
5319	Y	Y	Y	Y	Y	Y	Y	Y	Y	Y	100%
5320	Y	Y	Y	Y	Y	Y	Y	Y	Y	Y	100%
5321	Y	Y	Y	Y	Y	Y	Y	Y	Y	Y	100%
5322	Y	Y	Y	Y	Y	Y	Y	Y	Y	Y	100%
5323	Y	Y	Y	Y	Y	Y	Y	Y	Y	Y	100%
5324	Y	Y	Y	Y	Y	Y	Y	Y	Y	Y	100%
5325	Y	Y	Y	Y	Y	Y	Y	Y	Y	Y	100%
5326	Y	Y	Y	Y	Y	Y	Y	Y	Y	Y	100%
5327	Y	Y	Y	Y	Y	Y	Y	Y	Y	Y	100%
5328	Y	Y	Y	Y	Y	Y	Y	Y	Y	Y	100%
5329	Y	Y	Y	Y	Y	Y	Y	Y	Y	Y	100%

Note 1: All NII channels for this device have identical Channel bandwidths. Therefore, all DFS testing was done at 5290 MHz.

The 99% channel bandwidth is 79 MHz

Note 2: Detection Bandwidth = FH - FL = 5329 MHz – 5251 MHz = 78 MHz

Note 3: NII Detection Bandwidth Min. Limit (MHz): $79 \text{ MHz} \times 100\% = 79 \text{ MHz}$

EUT Frequency = 5500 MHz, 11a (20)mode

Radar Frequency	Trial 1	Trial 2	Trial 3	Trial 4	Trial 5	Trial 6	Trial 7	Trial 8	Trial 9	Trial 10	Detection Rate %
5491	Y	Y	Y	Y	Y	Y	Y	Y	Y	Y	100%
5492	Y	Y	Y	Y	Y	Y	Y	Y	Y	Y	100%
5493	Y	Y	Y	Y	Y	Y	Y	Y	Y	Y	100%
5494	Y	Y	Y	Y	Y	Y	Y	Y	Y	Y	100%
5495	Y	Y	Y	Y	Y	Y	Y	Y	Y	Y	100%
5496	Y	Y	Y	Y	Y	Y	Y	Y	Y	Y	100%
5497	Y	Y	Y	Y	Y	Y	Y	Y	Y	Y	100%
5498	Y	Y	Y	Y	Y	Y	Y	Y	Y	Y	100%
5499	Y	Y	Y	Y	Y	Y	Y	Y	Y	Y	100%
5500	Y	Y	Y	Y	Y	Y	Y	Y	Y	Y	100%
5501	Y	Y	Y	Y	Y	Y	Y	Y	Y	Y	100%
5502	Y	Y	Y	Y	Y	Y	Y	Y	Y	Y	100%
5503	Y	Y	Y	Y	Y	Y	Y	Y	Y	Y	100%
5504	Y	Y	Y	Y	Y	Y	Y	Y	Y	Y	100%
5505	Y	Y	Y	Y	Y	Y	Y	Y	Y	Y	100%
5506	Y	Y	Y	Y	Y	Y	Y	Y	Y	Y	100%
5507	Y	Y	Y	Y	Y	Y	Y	Y	Y	Y	100%
5508	Y	Y	Y	Y	Y	Y	Y	Y	Y	Y	100%
5509	Y	Y	Y	Y	Y	Y	Y	Y	Y	Y	100%

Note 1: All NII channels for this device have identical Channel bandwidths. Therefore, all DFS testing was done at 5500 MHz.

The 99% channel bandwidth is 19 MHz

Note 2: Detection Bandwidth = FH - FL = 5509 MHz – 5491 MHz = 18 MHz

Note 3: NII Detection Bandwidth Min. Limit (MHz): 19 MHz x 100% = 19 MHz

EUT Frequency = 5510 MHz, 11n (HT40) mode

Radars Frequency	Trial 1	Trial 2	Trial 3	Trial 4	Trial 5	Trial 6	Trial 7	Trial 8	Trial 9	Trial 10	Detection Rate %
5491	Y	Y	Y	Y	Y	Y	Y	Y	Y	Y	100%
5492	Y	Y	Y	Y	Y	Y	Y	Y	Y	Y	100%
5493	Y	Y	Y	Y	Y	Y	Y	Y	Y	Y	100%
5494	Y	Y	Y	Y	Y	Y	Y	Y	Y	Y	100%
5495	Y	Y	Y	Y	Y	Y	Y	Y	Y	Y	100%
5496	Y	Y	Y	Y	Y	Y	Y	Y	Y	Y	100%
5497	Y	Y	Y	Y	Y	Y	Y	Y	Y	Y	100%
5498	Y	Y	Y	Y	Y	Y	Y	Y	Y	Y	100%
5499	Y	Y	Y	Y	Y	Y	Y	Y	Y	Y	100%
5500	Y	Y	Y	Y	Y	Y	Y	Y	Y	Y	100%
5501	Y	Y	Y	Y	Y	Y	Y	Y	Y	Y	100%
5502	Y	Y	Y	Y	Y	Y	Y	Y	Y	Y	100%
5503	Y	Y	Y	Y	Y	Y	Y	Y	Y	Y	100%
5504	Y	Y	Y	Y	Y	Y	Y	Y	Y	Y	100%
5505	Y	Y	Y	Y	Y	Y	Y	Y	Y	Y	100%
5506	Y	Y	Y	Y	Y	Y	Y	Y	Y	Y	100%
5507	Y	Y	Y	Y	Y	Y	Y	Y	Y	Y	100%
5508	Y	Y	Y	Y	Y	Y	Y	Y	Y	Y	100%
5509	Y	Y	Y	Y	Y	Y	Y	Y	Y	Y	100%
5510	Y	Y	Y	Y	Y	Y	Y	Y	Y	Y	100%
5511	Y	Y	Y	Y	Y	Y	Y	Y	Y	Y	100%
5512	Y	Y	Y	Y	Y	Y	Y	Y	Y	Y	100%
5513	Y	Y	Y	Y	Y	Y	Y	Y	Y	Y	100%
5514	Y	Y	Y	Y	Y	Y	Y	Y	Y	Y	100%
5515	Y	Y	Y	Y	Y	Y	Y	Y	Y	Y	100%
5516	Y	Y	Y	Y	Y	Y	Y	Y	Y	Y	100%
5517	Y	Y	Y	Y	Y	Y	Y	Y	Y	Y	100%
5518	Y	Y	Y	Y	Y	Y	Y	Y	Y	Y	100%
5519	Y	Y	Y	Y	Y	Y	Y	Y	Y	Y	100%
5520	Y	Y	Y	Y	Y	Y	Y	Y	Y	Y	100%
5521	Y	Y	Y	Y	Y	Y	Y	Y	Y	Y	100%
5522	Y	Y	Y	Y	Y	Y	Y	Y	Y	Y	100%
5523	Y	Y	Y	Y	Y	Y	Y	Y	Y	Y	100%
5524	Y	Y	Y	Y	Y	Y	Y	Y	Y	Y	100%
5525	Y	Y	Y	Y	Y	Y	Y	Y	Y	Y	100%
5526	Y	Y	Y	Y	Y	Y	Y	Y	Y	Y	100%
5527	Y	Y	Y	Y	Y	Y	Y	Y	Y	Y	100%
5528	Y	Y	Y	Y	Y	Y	Y	Y	Y	Y	100%
5529	Y	Y	Y	Y	Y	Y	Y	Y	Y	Y	100%

Note 1: All NII channels for this device have identical Channel bandwidths. Therefore, all DFS testing was done at 5510 MHz.

The 99% channel bandwidth is 39 MHz

Note 2: Detection Bandwidth = FH - FL = 5529 MHz - 5491 MHz = 38 MHz

Note 3: NII Detection Bandwidth Min. Limit (MHz): 39 MHz x 100% = 39 MHz

EUT Frequency = 5530 MHz, 11ac (VHT80) mode

Radars Frequency	Trial 1	Trial 2	Trial 3	Trial 4	Trial 5	Trial 6	Trial 7	Trial 8	Trial 9	Trial 10	Detection Rate %
5491	Y	Y	Y	Y	Y	Y	Y	Y	Y	Y	100%
5492	Y	Y	Y	Y	Y	Y	Y	Y	Y	Y	100%
5493	Y	Y	Y	Y	Y	Y	Y	Y	Y	Y	100%
5494	Y	Y	Y	Y	Y	Y	Y	Y	Y	Y	100%
5495	Y	Y	Y	Y	Y	Y	Y	Y	Y	Y	100%
5496	Y	Y	Y	Y	Y	Y	Y	Y	Y	Y	100%
5497	Y	Y	Y	Y	Y	Y	Y	Y	Y	Y	100%
5498	Y	Y	Y	Y	Y	Y	Y	Y	Y	Y	100%
5499	Y	Y	Y	Y	Y	Y	Y	Y	Y	Y	100%
5500	Y	Y	Y	Y	Y	Y	Y	Y	Y	Y	100%
5501	Y	Y	Y	Y	Y	Y	Y	Y	Y	Y	100%
5502	Y	Y	Y	Y	Y	Y	Y	Y	Y	Y	100%
5503	Y	Y	Y	Y	Y	Y	Y	Y	Y	Y	100%
5504	Y	Y	Y	Y	Y	Y	Y	Y	Y	Y	100%
5505	Y	Y	Y	Y	Y	Y	Y	Y	Y	Y	100%
5506	Y	Y	Y	Y	Y	Y	Y	Y	Y	Y	100%
5507	Y	Y	Y	Y	Y	Y	Y	Y	Y	Y	100%
5508	Y	Y	Y	Y	Y	Y	Y	Y	Y	Y	100%
5509	Y	Y	Y	Y	Y	Y	Y	Y	Y	Y	100%
5510	Y	Y	Y	Y	Y	Y	Y	Y	Y	Y	100%
5511	Y	Y	Y	Y	Y	Y	Y	Y	Y	Y	100%
5512	Y	Y	Y	Y	Y	Y	Y	Y	Y	Y	100%
5513	Y	Y	Y	Y	Y	Y	Y	Y	Y	Y	100%
5514	Y	Y	Y	Y	Y	Y	Y	Y	Y	Y	100%
5515	Y	Y	Y	Y	Y	Y	Y	Y	Y	Y	100%
5516	Y	Y	Y	Y	Y	Y	Y	Y	Y	Y	100%
5517	Y	Y	Y	Y	Y	Y	Y	Y	Y	Y	100%
5518	Y	Y	Y	Y	Y	Y	Y	Y	Y	Y	100%
5519	Y	Y	Y	Y	Y	Y	Y	Y	Y	Y	100%
5520	Y	Y	Y	Y	Y	Y	Y	Y	Y	Y	100%
5521	Y	Y	Y	Y	Y	Y	Y	Y	Y	Y	100%
5522	Y	Y	Y	Y	Y	Y	Y	Y	Y	Y	100%
5523	Y	Y	Y	Y	Y	Y	Y	Y	Y	Y	100%
5524	Y	Y	Y	Y	Y	Y	Y	Y	Y	Y	100%
5525	Y	Y	Y	Y	Y	Y	Y	Y	Y	Y	100%
5526	Y	Y	Y	Y	Y	Y	Y	Y	Y	Y	100%
5527	Y	Y	Y	Y	Y	Y	Y	Y	Y	Y	100%
5528	Y	Y	Y	Y	Y	Y	Y	Y	Y	Y	100%
5529	Y	Y	Y	Y	Y	Y	Y	Y	Y	Y	100%

5530	Y	Y	Y	Y	Y	Y	Y	Y	Y	Y	100%
5531	Y	Y	Y	Y	Y	Y	Y	Y	Y	Y	100%
5532	Y	Y	Y	Y	Y	Y	Y	Y	Y	Y	100%
5533	Y	Y	Y	Y	Y	Y	Y	Y	Y	Y	100%
5534	Y	Y	Y	Y	Y	Y	Y	Y	Y	Y	100%
5535	Y	Y	Y	Y	Y	Y	Y	Y	Y	Y	100%
5536	Y	Y	Y	Y	Y	Y	Y	Y	Y	Y	100%
5537	Y	Y	Y	Y	Y	Y	Y	Y	Y	Y	100%
5538	Y	Y	Y	Y	Y	Y	Y	Y	Y	Y	100%
5539	Y	Y	Y	Y	Y	Y	Y	Y	Y	Y	100%
5540	Y	Y	Y	Y	Y	Y	Y	Y	Y	Y	100%
5541	Y	Y	Y	Y	Y	Y	Y	Y	Y	Y	100%
5542	Y	Y	Y	Y	Y	Y	Y	Y	Y	Y	100%
5543	Y	Y	Y	Y	Y	Y	Y	Y	Y	Y	100%
5544	Y	Y	Y	Y	Y	Y	Y	Y	Y	Y	100%
5545	Y	Y	Y	Y	Y	Y	Y	Y	Y	Y	100%
5546	Y	Y	Y	Y	Y	Y	Y	Y	Y	Y	100%
5547	Y	Y	Y	Y	Y	Y	Y	Y	Y	Y	100%
5548	Y	Y	Y	Y	Y	Y	Y	Y	Y	Y	100%
5549	Y	Y	Y	Y	Y	Y	Y	Y	Y	Y	100%
5550	Y	Y	Y	Y	Y	Y	Y	Y	Y	Y	100%
5551	Y	Y	Y	Y	Y	Y	Y	Y	Y	Y	100%
5552	Y	Y	Y	Y	Y	Y	Y	Y	Y	Y	100%
5553	Y	Y	Y	Y	Y	Y	Y	Y	Y	Y	100%
5554	Y	Y	Y	Y	Y	Y	Y	Y	Y	Y	100%
5555	Y	Y	Y	Y	Y	Y	Y	Y	Y	Y	100%
5556	Y	Y	Y	Y	Y	Y	Y	Y	Y	Y	100%
5557	Y	Y	Y	Y	Y	Y	Y	Y	Y	Y	100%
5558	Y	Y	Y	Y	Y	Y	Y	Y	Y	Y	100%
5559	Y	Y	Y	Y	Y	Y	Y	Y	Y	Y	100%
5560	Y	Y	Y	Y	Y	Y	Y	Y	Y	Y	100%
5561	Y	Y	Y	Y	Y	Y	Y	Y	Y	Y	100%
5562	Y	Y	Y	Y	Y	Y	Y	Y	Y	Y	100%
5563	Y	Y	Y	Y	Y	Y	Y	Y	Y	Y	100%
5564	Y	Y	Y	Y	Y	Y	Y	Y	Y	Y	100%
5565	Y	Y	Y	Y	Y	Y	Y	Y	Y	Y	100%
5566	Y	Y	Y	Y	Y	Y	Y	Y	Y	Y	100%
5567	Y	Y	Y	Y	Y	Y	Y	Y	Y	Y	100%
5568	Y	Y	Y	Y	Y	Y	Y	Y	Y	Y	100%
5569	Y	Y	Y	Y	Y	Y	Y	Y	Y	Y	100%

Note 1: All NII channels for this device have identical Channel bandwidths. Therefore, all DFS testing was done at 5530 MHz.

The 99% channel bandwidth is 79 MHz

Note 2: Detection Bandwidth = FH - FL = 5569 MHz – 5491 MHz = 78 MHz

Note 3: NII Detection Bandwidth Min. Limit (MHz): $79 \text{ MHz} \times 100\% = 79 \text{ MHz}$

A.3 Initial Channel Availability Check Time

The Initial Channel Availability Check Time tests that the UUT does not emit beacon, control, or data signals on the test Channel until the power-up sequence has been completed and the U-NII device checks for Radar Waveforms for one minute on the test Channel. This test does not use any Radar Waveforms and only needs to be performed one time.

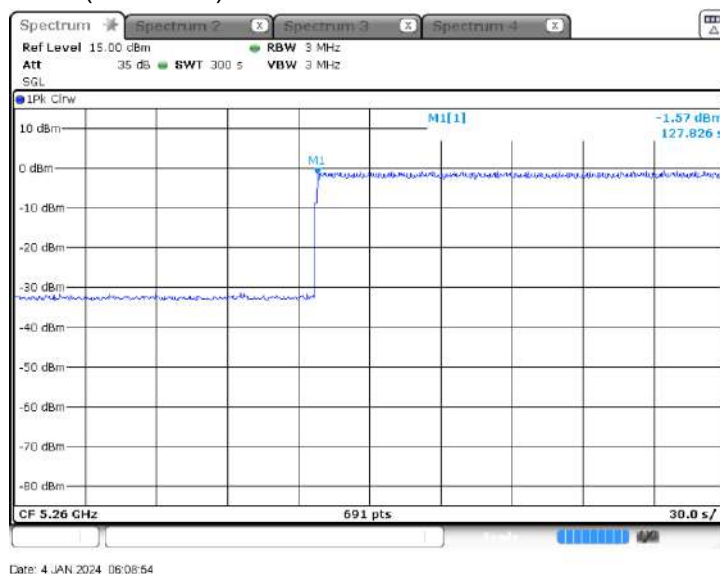
The U-NII devices will be powered on and be instructed to operate on the 5500 MHz that must incorporate DFS functions. At the same time the UUT is powered on, the spectrum analyzer will be set to zero span mode with a 3 MHz RBW and 3 MHz VBW on the Channel occupied by the radar (Chr) with a 2.5 minute sweep time. The spectrum analyzer's sweep will be started at the same time power is applied to the U-NII device.

The UUT should not transmit any beacon or data transmissions until at least 1 minute after the completion of the power-on cycle

The EUT does not transmit any beacon or data transmissions until at least 1 minute after the completion of the power-on cycle (67.826 sec). Initial beacons/data transmissions are indicated by marker 1 (127.826 sec).

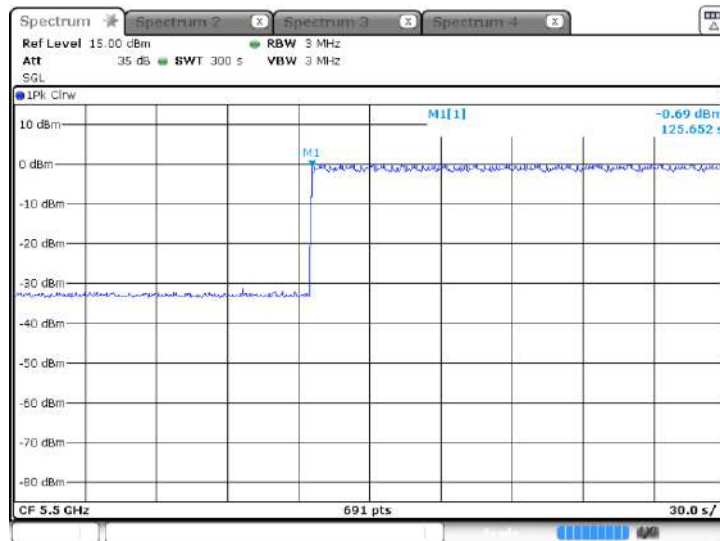
Test result

EUT Frequency = 5260 MHz (11a mode)



Date: 4 JAN 2024 06:08:54

EUT Frequency = 5500 MHz (11a mode)



Date: 4 JAN 2024 06:36:42

A.4 Radar Burst at the Beginning of the Channel Availability Check Time

The steps below define the procedure to verify successful radar detection on the test Channel during a period equal to the Channel Availability Check Time and avoidance of operation on that Channel when a radar Burst with a level equal to the DFS Detection Threshold + 1 dB (-61 dBm) occurs at the beginning of the Channel Availability Check Time.

The UUT is powered on at T0. T1 denotes the instant when the UUT has completed its power-up sequence (T_{power_up}). The Channel Availability Check Time commences on Chr at instant T1 and will end no sooner than T1 +60 seconds.

A single Burst of one of the Short Pulse Radar Types 0 at -61 dBm will commence within a 6 second window starting at T1.

Visual indication or measured results on the UUT of successful detection of the radar Burst will be recorded and reported. Observation of emissions at 5500 MHz will continue for 2.5 minutes after the radar Burst has been generated.

Verify that during the 2.5 minute measurement window no UUT transmissions occurred on 5500 MHz.

Note:

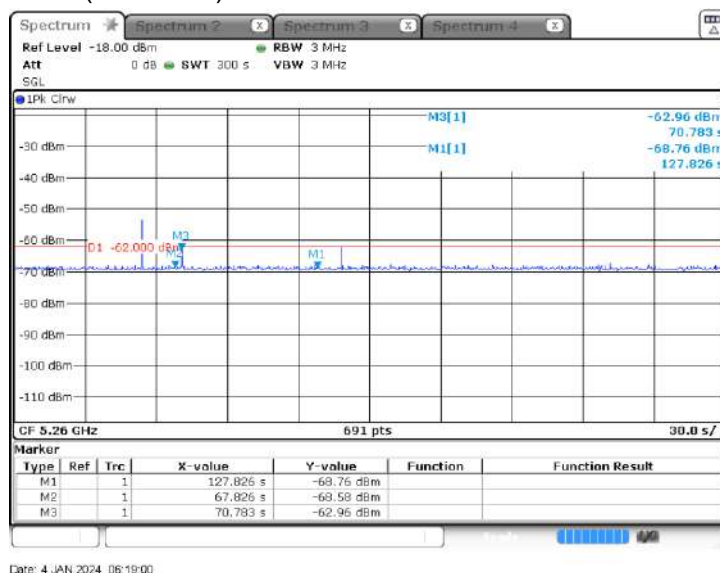
EUT power on cycle time=67.826 sec

For CAC at the beginning, the radar signal was injected within 6 sec after 67.826 sec.

For CAC at the end, the radar signal was injected with 6 sec before 127.826 sec.

Test result

EUT Frequency = 5260 MHz (11a mode)



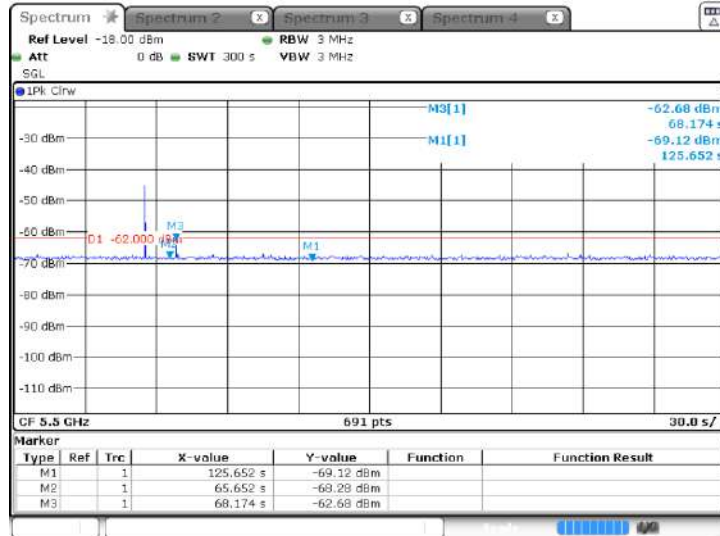
Note:

EUT power on cycle time=65.652 sec

For CAC at the beginning, the radar signal was injected within 6 sec after 65.652 sec.

For CAC at the end, the radar signal was injected with 6 sec before 125.652 sec.

EUT Frequency = 5500 MHz (11a mode)



Date: 4 JAN 2024 08:09:17

A.5 Radar Burst at the End of the Channel Availability Check Time

The steps below define the procedure to verify successful radar detection on the test Channel during a period equal to the Channel Availability Check Time and avoidance of operation on that Channel when a radar Burst with a level equal to the DFS Detection Threshold + 1 dB (-61 dBm) occurs at the end of the Channel Availability Check Time.

The UUT is powered on at T0. T1 denotes the instant when the UUT has completed its power-up sequence (Tpower_up). The Channel Availability Check Time commences on Chr at instant T1 and will end no sooner than T1 +60 seconds.

A single Burst of one of the Short Pulse Radar Types 0 at -61dbm will commence within a 6 second window starting at T1 +54 seconds.

Visual indication or measured results on the UUT of successful detection of the radar Burst will be recorded and reported. Observation of emissions at 5500 MHz will continue for 2.5 minutes after the radar Burst has been generated.

Verify that during the 2.5 minute measurement window no UUT transmissions occurred on 5500 MHz.

Note:

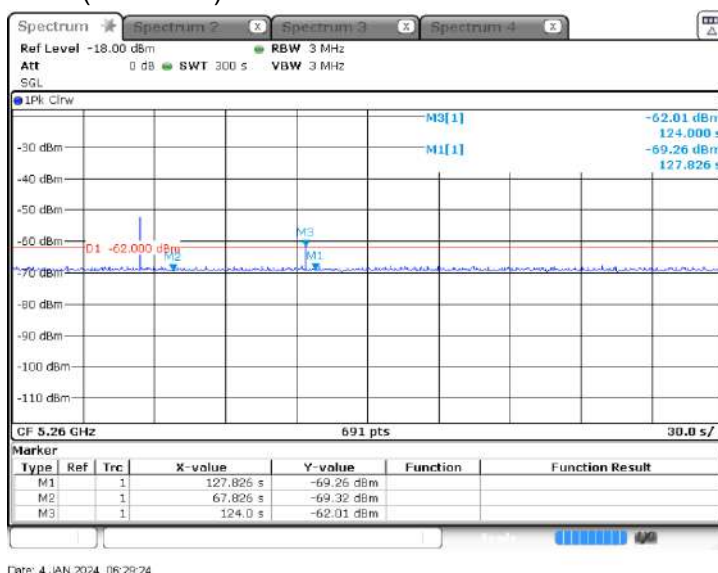
EUT power on cycle time=67.826 sec

For CAC at the beginning, the radar signal was injected within 6 sec after 67.826 sec.

For CAC at the end, the radar signal was injected with 6 sec before 127.826 sec.

Test result

EUT Frequency = 5260 MHz (11a mode)



Date: 4 JAN 2024 06:29:24

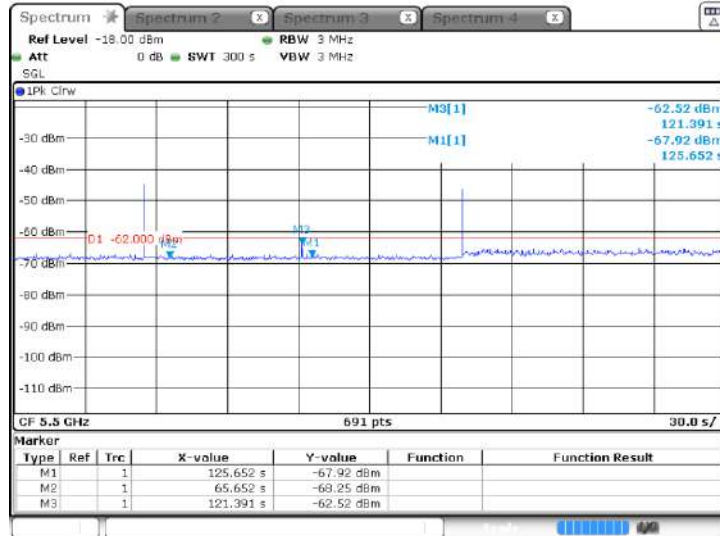
Note:

EUT power on cycle time=65.652 sec

For CAC at the beginning, the radar signal was injected within 6 sec after 65.652 sec.

For CAC at the end, the radar signal was injected with 6 sec before 125.652 sec.

EUT Frequency = 5500 MHz (11a mode)



Date: 4 JAN 2024 08:20:00

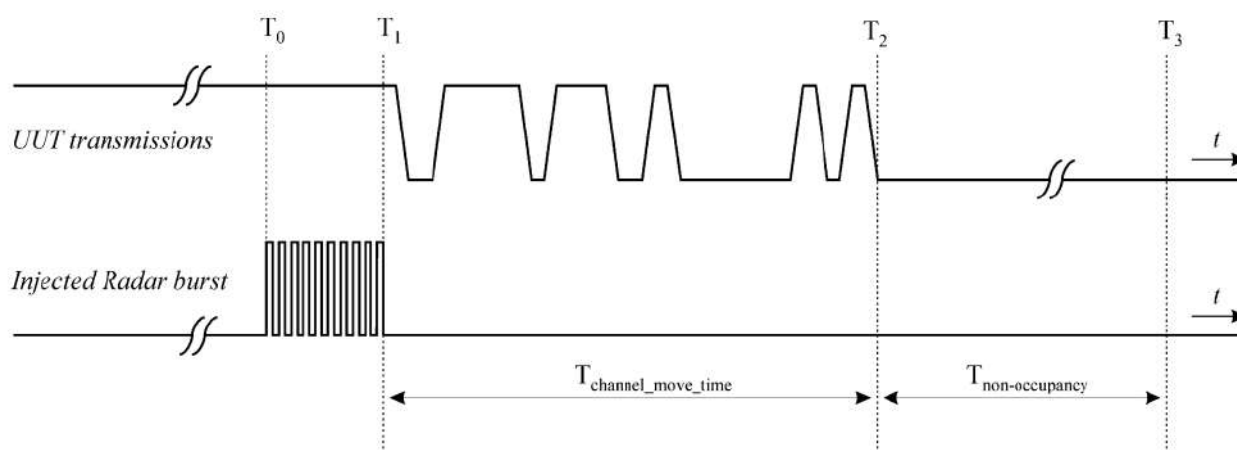
A.6 CHANNEL CLOSING TRANSMISSION AND CHANNEL MOVE TIME

The test should be performed with Radar Type 0. The measurement timing begins at the end of the Radar Type 0.

When the radar burst with a level equal to the DFS Detection Threshold + 1dB is generated on the Operating Channel of the U-NII device. A U-NII device operating as a Master Device will associate with the Client Device at Channel. Stream the MPEG test file from the Master Device to the Client Device on the selected Channel for the entire period of the test. At time T0 the Radar Waveform generator sends a Burst of pulses for each of the radar types at Detection Threshold + 1dB.

Observe the transmissions of the EUT at the end of the radar Burst on the Operating Channel. Measure and record the transmissions from the EUT during the observation time (Channel Move Time).

Measurement of the aggregate duration of the Channel Closing Transmission Time method. With the spectrum analyzer set to zero span tuned to the center frequency of the EUT operating channel at the radar simulated frequency, peak detection, and max hold, the dwell time per bin is given by: $Dwell (1.5ms) = S (12 \text{ sec}) / B (8000)$; where Dwell is the dwell time per spectrum analyzer sampling bin, S is the sweep time and B is the number of spectrum analyzer sampling bins. An upper bound of the aggregate duration of the intermittent control signals of Channel Closing Transmission Time is calculated by: $C = N \times Dwell$; where C is the Closing Time, N is the number of spectrum analyzer sampling bins showing a U-NII transmission and Dwell is the dwell time per bin.



T0 denotes DFS test signal start generated on the channel.

T1 denotes the end of the radar burst.

T2 denotes the instant when the UUT has ceased all transmissions on the channel.

The time difference between T1 and T2 shall be measured. This value (*Channel Move Time*) shall be noted and compared with the limit.

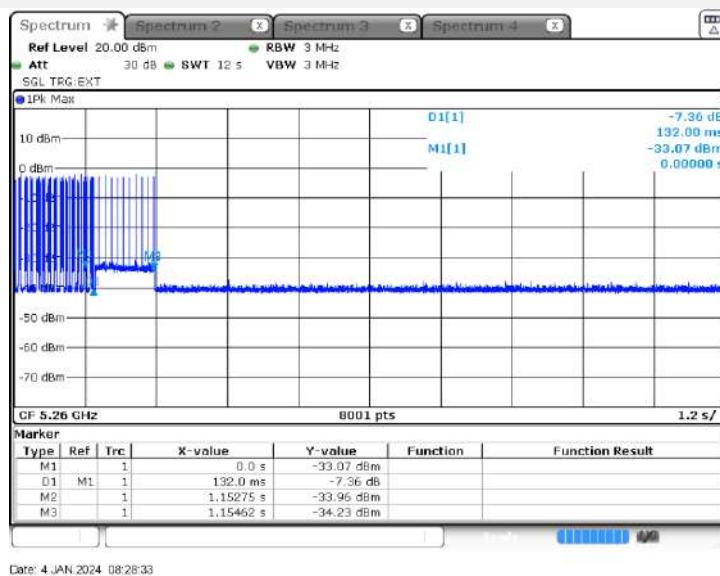
The aggregate duration (*Channel Closing Transmission Time*) of all transmissions from the UUT on Chr during the *Channel Move Time* shall be compared to the limit.

Test schematic graphic

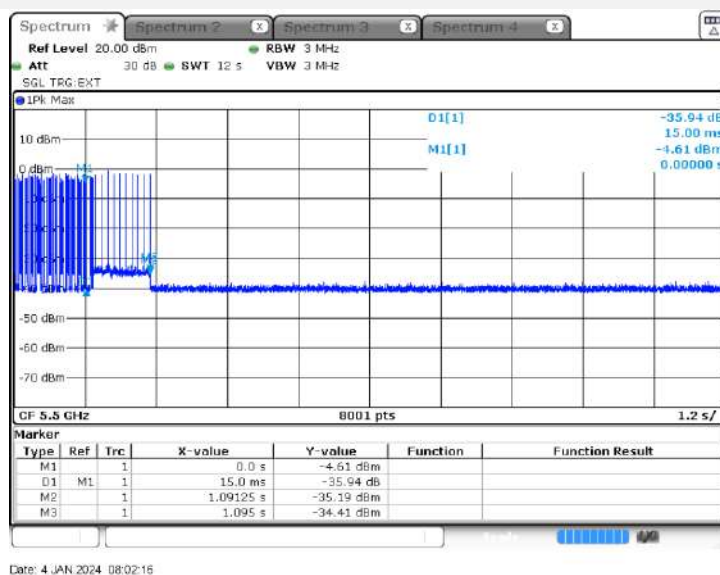
Result of DFS Channel Shutdown

Description	Operation Mode	Operation Channel	Value	Limit
Channel Move Time	11a Mode	52	1.15462	10 s
Channel Closing Transmission Time	11a Mode	52	30	260 ms
Channel Move Time	11a Mode	100	1.09500	10 s
Channel Closing Transmission Time	11a Mode	100	24	260 ms
Test Verdict	Pass			

11a Mode Channel 52



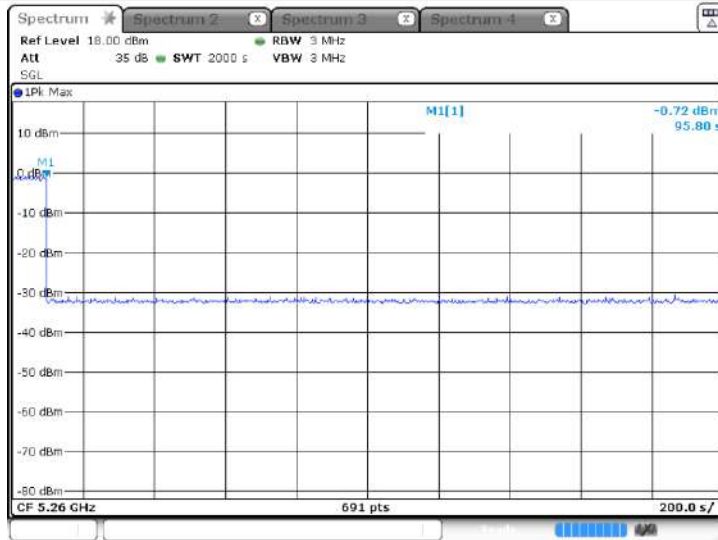
11a Mode Channel 100



A.7 NON- OCCUPANCY PERIOD

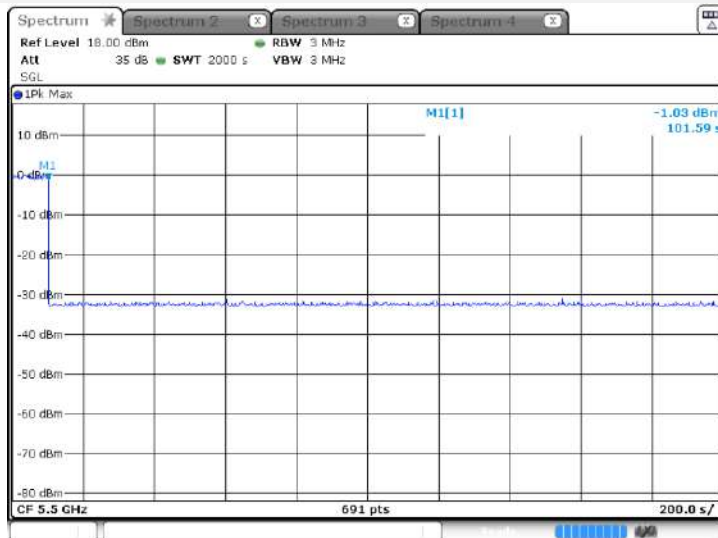
Measure the EUT for more than 30 minutes following the channel close/move time to verify that the EUT does not resume any transmissions on this Channel.

11a Mode Channel 52



Date: 4 JAN 2024 09:05:35

11a Mode Channel 100



Date: 4 JAN 2024 07:53:45

A.8 Statistical Performance Check

The steps below define the procedure to determine the minimum percentage of detection when a radar burst with a level equal to the DFS Detection Threshold + 1 dB (-61 dBm) is generated on the Operating Channel of the U-NII device (In- Service Monitoring).

A U-NII device operating as a Master Device will associate with the Client Device at Channel. Stream the MPEG test file from the Master Device to the Client Device on the selected Channel for the entire period of the test.

The Radar Waveform generator sends the individual waveform for each of the radar types 1-6 at -61 dBm. Statistical data will be gathered to determine the ability of the device to detect the radar test waveforms. The device can utilize a test mode to demonstrate when detection occurs to prevent the need to reset the device between trial runs.

The Minimum number of trails, minimum percentage of successful detection and the average minimum percentage of successful detection are found in the Radar Test Waveforms section.

Test result

EUT Frequency = 5260MHz 802.11 a, FCC Radar Type 1

Trials	Pulse Repetition Frequency Number (1 to 23)	Pulse Repetition Frequency (Pulses Per Second)	Pulse Repetition Interval (Microseconds)	Result	Detection Percentage	Limits
1	3	1792.1	558	Yes	100.00%	60%
2	12	1355	738	Yes		
3	13	1319.3	758	Yes		
4	22	1066.1	938	Yes		
5	1	1930.5	518	Yes		
6	14	1285.3	778	Yes		
7	9	1474.9	678	Yes		
8	4	1730.1	578	Yes		
9	11	1392.8	718	Yes		
10	7	1567.4	638	Yes		
11	10	1432.7	698	Yes		
12	17	1193.3	838	Yes		
13	16	1222.5	818	Yes		
14	8	1519.8	658	Yes		
15	15	1253.1	798	Yes		
16	23	326.2	902	Yes		
17	20	1113.6	1499	Yes		
18	18	1165.6	2043	Yes		
19	21	1089.3	2635	Yes		
20	2	1858.7	1743	Yes		
21	6	1618.1	622	Yes		
22	19	1139	2233	Yes		
23	5	1672.2	1902	Yes		
24	8	1519.8	1487	Yes		
25	16	1222.5	1800	Yes		
26	14	1285.3	2091	Yes		
27	7	1567.4	1328	Yes		
28	21	1089.3	956	Yes		
29	12	1355	969	Yes		
30	9	1474.9	1101	Yes		

EUT Frequency = 5260MHz 802.11 a, FCC Radar Type 2

Trials	Number Pulses per Burst	Pulse Width (us)	PRI (us)	Result	Detection Percentage	Limits
1	29	4.2	176	Yes	100.00%	60%
2	23	3.7	188	Yes		
3	26	2.4	185	Yes		
4	24	2	164	Yes		
5	23	1.4	214	Yes		
6	25	4.1	208	Yes		
7	29	3.5	212	Yes		
8	26	1.4	170	Yes		
9	24	3.6	186	Yes		
10	29	3.8	160	Yes		
11	26	4.4	162	Yes		
12	24	4.4	205	Yes		
13	25	2.4	182	Yes		
14	28	4.4	206	Yes		
15	23	4.4	213	Yes		
16	27	2.9	213	Yes		
17	23	2.3	154	Yes		
18	27	4.3	196	Yes		
19	27	4.5	219	Yes		
20	26	2.5	221	Yes		
21	29	3.2	219	Yes		
22	28	2.7	163	Yes		
23	28	3.5	203	Yes		
24	29	3.9	170	Yes		
25	27	2	154	Yes		
26	23	1.3	200	Yes		
27	28	1.9	173	Yes		
28	24	2.3	216	Yes		
29	27	2.2	214	Yes		
30	27	2.4	162	Yes		

EUT Frequency =5260MHz 802.11 a, FCC Radar Type 3

Trials	Number Pulses per Burst	Pulse Width (us)	PRI (us)	Result	Detection Percentage	Limits
1	16	8.9	259	Yes	100.00%	60%
2	16	7.4	376	Yes		
3	17	6.2	283	Yes		
4	16	6.9	352	Yes		
5	18	8.8	421	Yes		
6	16	6.1	326	Yes		
7	18	7.4	214	Yes		
8	16	8.4	298	Yes		
9	17	9.2	416	Yes		
10	16	6.2	280	Yes		
11	16	8.4	464	Yes		
12	18	7.8	382	Yes		
13	16	8.8	230	Yes		
14	17	8.1	458	Yes		
15	16	9.3	269	Yes		
16	18	10	460	Yes		
17	17	7	412	Yes		
18	17	7.8	343	Yes		
19	17	8.4	318	Yes		
20	16	7	356	Yes		
21	16	6.4	243	Yes		
22	18	9.3	353	Yes		
23	16	9.8	473	Yes		
24	18	9.4	484	Yes		
25	18	8.6	313	Yes		
26	18	8.5	309	Yes		
27	16	6.5	216	Yes		
28	18	7.4	497	Yes		
29	16	9.5	296	Yes		
30	18	6.4	473	Yes		

EUT Frequency =5260MHz 802.11 a, FCC Radar Type 4

Trials	Number Pulses per Burst	Pulse Width (us)	PRI (us)	Result	Detection Percentage	Limits
1	15	12.2	446	Yes	100.00%	60%
2	13	17.1	267	Yes		
3	16	17.1	342	Yes		
4	13	15.5	207	Yes		
5	12	19.8	431	Yes		
6	13	12.8	424	Yes		
7	14	14	292	Yes		
8	15	19.6	203	Yes		
9	16	12.2	406	Yes		
10	15	16.5	352	Yes		
11	14	12.9	437	Yes		
12	15	11.8	460	Yes		
13	14	16	303	Yes		
14	12	14.3	400	Yes		
15	16	13.7	368	Yes		
16	16	18.1	346	Yes		
17	14	18.7	305	Yes		
18	14	16.8	465	Yes		
19	16	11.3	203	Yes		
20	14	12	244	Yes		
21	13	13.7	476	Yes		
22	15	17.1	242	Yes		
23	13	15.3	468	Yes		
24	14	11.3	416	Yes		
25	14	12	376	Yes		
26	13	11	350	Yes		
27	16	11.4	407	Yes		
28	13	12.4	384	Yes		
29	12	17.9	487	Yes		
30	16	13	316	Yes		

Note: In addition an average minimum percentage of successful detection across all four Short pulse radar test waveforms is as follows:

$$\frac{P_{d1}+P_{d2}+P_{d3}+P_{d4}}{4} = (96.67\%+100\%+100\%+100\%)/4 = 99.17\% (>80\%)$$

EUT Frequency = 5260MHz 802.11 a, FCC Radar Type 5

Trials	Name	Result	Detection Percentage	Limits
1	FCC Radar Type 5 Test 1	Yes	100%	80%
2	FCC Radar Type 5 Test 2	Yes		
3	FCC Radar Type 5 Test 3	Yes		
4	FCC Radar Type 5 Test 4	Yes		
5	FCC Radar Type 5 Test 5	Yes		
6	FCC Radar Type 5 Test 6	Yes		
7	FCC Radar Type 5 Test 7	Yes		
8	FCC Radar Type 5 Test 8	Yes		
9	FCC Radar Type 5 Test 9	Yes		
10	FCC Radar Type 5 Test 10	Yes		
11	FCC Radar Type 5 Test 11	Yes		
12	FCC Radar Type 5 Test 12	Yes		
13	FCC Radar Type 5 Test 13	Yes		
14	FCC Radar Type 5 Test 14	Yes		
15	FCC Radar Type 5 Test 15	Yes		
16	FCC Radar Type 5 Test 16	Yes		
17	FCC Radar Type 5 Test 17	Yes		
18	FCC Radar Type 5 Test 18	Yes		
19	FCC Radar Type 5 Test 19	Yes		
20	FCC Radar Type 5 Test 20	Yes		
21	FCC Radar Type 5 Test 21	Yes		
22	FCC Radar Type 5 Test 22	Yes		
23	FCC Radar Type 5 Test 23	Yes		
24	FCC Radar Type 5 Test 24	Yes		
25	FCC Radar Type 5 Test 25	Yes		
26	FCC Radar Type 5 Test 26	Yes		
27	FCC Radar Type 5 Test 27	Yes		
28	FCC Radar Type 5 Test 28	Yes		
29	FCC Radar Type 5 Test 29	Yes		
30	FCC Radar Type 5 Test 30	Yes		

FCC Radar Type 5 Trial #1, Signal generator frequency: 5255.4 MHz

Burst #	Burst Interval(s)		Number of Pulses	Pulse Width (us)	Pulse 1-to-2 Spacing (us)	Pulse 2-to-3 Spacing (us)	Pulse Start (s)	Chirp Width (MHZ)
1	0	0.7	1	80	/	/	0.602	11
2	0.7	1.4	1	97	/	/	1.133	11
3	1.4	2.1	3	51	1472	1198	2.064	11
4	2.1	2.8	3	69	1237	1085	2.29	11
5	2.8	3.5	2	73	1751	/	3.309	11
6	3.5	4.2	2	75	1960	/	4.226	11
7	4.2	4.9	1	69	/	/	4.879	11
8	4.9	5.6	1	85	/	/	5.281	11
9	5.6	6.4	3	93	1542	1759	5.911	11
10	6.4	7.1	1	60	/	/	6.454	11
11	7.1	7.8	3	72	1033	1932	7.258	11
12	7.8	8.5	3	57	1406	1159	8.43	11
13	8.5	9.2	2	76	1887	/	8.558	11
14	9.2	9.9	1	80	/	/	9.501	11
15	9.9	10.6	2	99	1211	/	10.375	11
16	10.6	11.3	2	93	1665	/	10.967	11
17	11.3	12	1	71	/	/	11.304	11

FCC Radar Type 5 Trial #2, Signal generator frequency: 5256.2 MHz

Burst #	Burst Interval(s)		Number of Pulses	Pulse Width (us)	Pulse 1-to-2 Spacing (us)	Pulse 2-to-3 Spacing (us)	Pulse Start (s)	Chirp Width (MHZ)
1	0	1.3	2	68	1088	/	1.212	13
2	1.3	2.7	2	54	1411	/	2.207	13
3	2.7	4	2	72	1446	/	3.883	13
4	4	5.3	3	76	1457	1466	4.896	13
5	5.3	6.7	2	99	1732	/	6.436	13
6	6.7	8	2	57	1296	/	7.566	13
7	8	9.3	2	57	1217	/	9.283	13
8	9.3	10.7	1	93	/	/	10.048	13
9	10.7	12	1	79	/	/	11.727	13

FCC Radar Type 5 Trial #3, Signal generator frequency: 5259 MHz

Burst #	Burst Interval(s)		Number of Pulses	Pulse Width (us)	Pulse 1-to-2 Spacing (us)	Pulse 2-to-3 Spacing (us)	Pulse Start (s)	Chirp Width (MHZ)
1	0	1.5	2	99	1369	/	0.527	20
2	1.5	3	2	50	1520	/	1.802	20
3	3	4.5	1	89	/	/	4.061	20
4	4.5	6	1	96	/	/	5.844	20
5	6	7.5	2	90	1812	/	6.775	20
6	7.5	9	2	57	1215	/	8.794	20
7	9	10.5	2	85	1477	/	9.23	20
8	10.5	12	2	67	1389	/	10.674	20

FCC Radar Type 5 Trial #4, Signal generator frequency: 5255.8 MHz

Burst #	Burst Interval(s)		Number of Pulses	Pulse Width (us)	Pulse 1-to-2 Spacing (us)	Pulse 2-to-3 Spacing (us)	Pulse Start (s)	Chirp Width (MHZ)
1	0	1.3	1	94	/	/	0.682	12
2	1.3	2.7	1	72	/	/	2.206	12
3	2.7	4	1	61	/	/	3.868	12
4	4	5.3	1	68	/	/	4.997	12
5	5.3	6.7	3	53	1012	1443	5.668	12
6	6.7	8	3	87	1138	1204	7.445	12
7	8	9.3	1	64	/	/	8.8	12
8	9.3	10.7	3	54	1973	1140	10.02	12
9	10.7	12	3	90	1805	1165	11.218	12

FCC Radar Type 5 Trial #5, Signal generator frequency: 5253 MHz

Burst #	Burst Interval(s)		Number of Pulses	Pulse Width (us)	Pulse 1-to-2 Spacing (us)	Pulse 2-to-3 Spacing (us)	Pulse Start (s)	Chirp Width (MHZ)
1	0	1.1	1	89	/	/	0.811	5
2	1.1	2.2	2	57	1025	/	1.772	5
3	2.2	3.3	2	82	1474	/	3.234	5
4	3.3	4.4	2	96	1250	/	3.597	5
5	4.4	5.5	2	87	1576	/	5.379	5
6	5.5	6.5	3	56	1804	1651	6.384	5
7	6.5	7.6	2	94	1453	/	7.315	5
8	7.6	8.7	2	69	1216	/	7.757	5
9	8.7	9.8	1	100	/	/	8.852	5
10	9.8	10.9	3	82	1688	1311	10.108	5
11	10.9	12	1	95	/	/	11.415	5

FCC Radar Type 5 Trial #6, Signal generator frequency: 5257.4 MHz

Burst #	Burst Interval(s)		Number of Pulses	Pulse Width (us)	Pulse 1-to-2 Spacing (us)	Pulse 2-to-3 Spacing (us)	Pulse Start (s)	Chirp Width (MHZ)
1	0	1	2	52	1912	/	0.586	16
2	1	2	2	51	1082	/	1.361	16
3	2	3	1	89	/	/	2.851	16
4	3	4	1	63	/	/	3.073	16
5	4	5	1	100	/	/	4.789	16
6	5	6	2	71	1583	/	5.818	16
7	6	7	2	53	1866	/	6.501	16
8	7	8	3	52	1017	1920	7.022	16
9	8	9	2	76	1232	/	8.564	16
10	9	10	2	74	1710	/	9.981	16
11	10	11	1	77	/	/	11.005	16
12	11	12	2	79	1832	/	11.445	16

FCC Radar Type 5 Trial #7, Signal generator frequency: 5255 MHz

Burst #	Burst Interval(s)		Number of Pulses	Pulse Width (us)	Pulse 1-to-2 Spacing (us)	Pulse 2-to-3 Spacing (us)	Pulse Start (s)	Chirp Width (MHZ)
1	0	0.9	2	71	1167	/	0.42	10
2	0.9	1.7	3	78	1876	1788	1.57	10
3	1.7	2.6	2	51	1565	/	1.949	10
4	2.6	3.4	2	68	1001	/	2.671	10
5	3.4	4.3	1	62	/	/	3.793	10
6	4.3	5.1	3	70	1031	1809	4.9	10
7	5.1	6	3	57	1047	1058	5.77	10
8	6	6.9	2	63	1318	/	6.66	10
9	6.9	7.7	3	85	1523	1213	7.329	10
10	7.7	8.6	2	74	1972	/	8.28	10
11	8.6	9.4	2	99	1828	/	9.046	10
12	9.4	10.3	3	54	1741	1041	10.189	10
13	10.3	11.1	3	61	1062	1071	10.583	10
14	11.1	12	2	61	1230	/	11.197	10

FCC Radar Type 5 Trial #8, Signal generator frequency: 5254 MHz

Burst #	Burst Interval(s)		Number of Pulses	Pulse Width (us)	Pulse 1-to-2 Spacing (us)	Pulse 2-to-3 Spacing (us)	Pulse Start (s)	Chirp Width (MHZ)
1	0	1.5	1	52	/	/	1.247	8
2	1.5	3	3	70	1501	1944	2.489	8
3	3	4.5	3	94	1118	1495	4.258	8
4	4.5	6	2	79	1003	/	5.541	8
5	6	7.5	3	53	1171	1422	7	8
6	7.5	9	1	78	/	/	7.577	8
7	9	10.5	2	69	1950	/	10.289	8
8	10.5	12	3	60	1011	1007	11.676	8

FCC Radar Type 5 Trial #9, Signal generator frequency: 5255 MHz

Burst #	Burst Interval(s)		Number of Pulses	Pulse Width (us)	Pulse 1-to-2 Spacing (us)	Pulse 2-to-3 Spacing (us)	Pulse Start (s)	Chirp Width (MHZ)
1	0	0.9	1	98	/	/	0.733	9
2	0.9	1.8	2	67	1370	/	1.57	9
3	1.8	2.8	2	58	1016	/	2.561	9
4	2.8	3.7	1	89	/	/	3.612	9
5	3.7	4.6	2	83	1264	/	3.751	9
6	4.6	5.5	2	82	1261	/	5.478	9
7	5.5	6.5	2	89	1808	/	6.277	9
8	6.5	7.4	3	81	1050	1899	6.982	9
9	7.4	8.3	1	62	/	/	7.57	9
10	8.3	9.2	3	91	1906	1489	8.468	9
11	9.2	10.2	2	92	1542	/	10.144	9
12	10.2	11.1	2	86	1864	/	10.809	9
13	11.1	12	2	61	1361	/	11.266	9

FCC Radar Type 5 Trial #10, Signal generator frequency: 5256.6 MHz

Burst #	Burst Interval(s)		Number of Pulses	Pulse Width (us)	Pulse 1-to-2 Spacing (us)	Pulse 2-to-3 Spacing (us)	Pulse Start (s)	Chirp Width (MHZ)
1	0	1	3	75	1237	1890	0.46	14
2	1	2	2	75	1355	/	1.85	14
3	2	3	3	88	1030	1879	2.075	14
4	3	4	3	91	1238	1603	3.754	14
5	4	5	2	92	1887	/	4.786	14
6	5	6	1	60	/	/	5.322	14
7	6	7	2	69	1993	/	6.706	14
8	7	8	1	100	/	/	7.657	14
9	8	9	3	51	1837	1340	8.468	14
10	9	10	2	93	1117	/	9.348	14
11	10	11	1	82	/	/	10.639	14
12	11	12	1	90	/	/	11.238	14

FCC Radar Type 5 Trial #11, Signal generator frequency: 5260 MHz

Burst #	Burst Interval(s)		Number of Pulses	Pulse Width (us)	Pulse 1-to-2 Spacing (us)	Pulse 2-to-3 Spacing (us)	Pulse Start (s)	Chirp Width (MHZ)
1	0	0.9	2	68	1423	/	0.434	18
2	0.9	1.8	3	75	1412	1597	1.134	18
3	1.8	2.8	1	79	/	/	1.881	18
4	2.8	3.7	2	56	1738	/	3.094	18
5	3.7	4.6	2	75	1413	/	4.424	18
6	4.6	5.5	3	85	1139	1580	4.915	18
7	5.5	6.5	2	90	1609	/	6.33	18
8	6.5	7.4	2	98	1120	/	7.203	18
9	7.4	8.3	2	55	1638	/	7.956	18
10	8.3	9.2	2	63	1230	/	8.816	18
11	9.2	10.2	2	71	1684	/	9.73	18
12	10.2	11.1	2	97	1270	/	11.057	18
13	11.1	12	3	97	1569	1990	11.683	18

FCC Radar Type 5 Trial #12, Signal generator frequency: 5260 MHz

Burst #	Burst Interval(s)		Number of Pulses	Pulse Width (us)	Pulse 1-to-2 Spacing (us)	Pulse 2-to-3 Spacing (us)	Pulse Start (s)	Chirp Width (MHZ)
1	0	1.2	2	89	1794	/	0.291	19
2	1.2	2.4	2	100	1605	/	1.7	19
3	2.4	3.6	2	54	1729	/	2.451	19
4	3.6	4.8	2	98	1108	/	3.882	19
5	4.8	6	2	71	1371	/	4.834	19
6	6	7.2	3	64	1145	1705	6.233	19
7	7.2	8.4	3	60	1791	1299	8.222	19
8	8.4	9.6	2	55	1808	/	8.838	19
9	9.6	10.8	2	63	1816	/	9.796	19
10	10.8	12	2	51	1675	/	10.909	19

FCC Radar Type 5 Trial #13, Signal generator frequency: 5260 MHz

Burst #	Burst Interval(s)		Number of Pulses	Pulse Width (us)	Pulse 1-to-2 Spacing (us)	Pulse 2-to-3 Spacing (us)	Pulse Start (s)	Chirp Width (MHZ)
1	0	1.1	2	85	1341	/	0.6	11
2	1.1	2.2	1	99	/	/	2.12	11
3	2.2	3.3	2	64	1362	/	2.381	11
4	3.3	4.4	1	57	/	/	3.503	11
5	4.4	5.5	1	71	/	/	5.304	11
6	5.5	6.5	1	57	/	/	6.013	11
7	6.5	7.6	1	93	/	/	7.185	11
8	7.6	8.7	2	88	1461	/	8.399	11
9	8.7	9.8	3	52	1753	1753	9.475	11
10	9.8	10.9	1	62	/	/	10.531	11
11	10.9	12	3	95	1033	1033	11.566	11

FCC Radar Type 5 Trial #14, Signal generator frequency: 5260 MHz

Burst #	Burst Interval(s)		Number of Pulses	Pulse Width (us)	Pulse 1-to-2 Spacing (us)	Pulse 2-to-3 Spacing (us)	Pulse Start (s)	Chirp Width (MHZ)
1	0	0.9	1	78	/	/	0.374	6
2	0.9	1.8	3	51	1585	1983	1.304	6
3	1.8	2.8	1	97	/	/	2.71	6
4	2.8	3.7	1	64	/	/	3.488	6
5	3.7	4.6	3	78	1673	1375	4.296	6
6	4.6	5.5	3	81	1348	1750	5.029	6
7	5.5	6.5	1	89	/	/	5.843	6
8	6.5	7.4	2	57	1501	/	7.088	6
9	7.4	8.3	2	57	1377	/	7.505	6
10	8.3	9.2	1	75	/	/	8.954	6
11	9.2	10.2	2	91	1504	/	10.137	6
12	10.2	11.1	1	59	/	/	11.052	6
13	11.1	12	1	71	/	/	11.198	6

FCC Radar Type 5 Trial #15, Signal generator frequency: 5260 MHz

Burst #	Burst Interval(s)		Number of Pulses	Pulse Width (us)	Pulse 1-to-2 Spacing (us)	Pulse 2-to-3 Spacing (us)	Pulse Start (s)	Chirp Width (MHZ)
1	0	1.3	2	88	1612	/	0.872	14
2	1.3	2.7	1	89	/	/	1.8	14
3	2.7	4	2	63	1326	/	2.886	14
4	4	5.3	1	69	/	/	5.226	14
5	5.3	6.7	1	65	/	/	5.905	14
6	6.7	8	2	73	1667	/	7.558	14
7	8	9.3	1	64	/	/	8.812	14
8	9.3	10.7	3	69	1026	1172	9.451	14
9	10.7	12	1	85	/	/	11.212	14

FCC Radar Type 5 Trial #16, Signal generator frequency: 5260 MHz

Burst #	Burst Interval(s)		Number of Pulses	Pulse Width (us)	Pulse 1-to-2 Spacing (us)	Pulse 2-to-3 Spacing (us)	Pulse Start (s)	Chirp Width (MHZ)
1	0	1.1	1	99	/	/	0.829	16
2	1.1	2.2	3	78	1375	1648	1.916	16
3	2.2	3.3	2	90	1330	/	3.194	16
4	3.3	4.4	1	53	/	/	4.336	16
5	4.4	5.5	2	94	1319	/	4.933	16
6	5.5	6.5	2	86	1158	/	6.002	16
7	6.5	7.6	2	87	1645	/	7.424	16
8	7.6	8.7	3	59	1049	1703	7.812	16
9	8.7	9.8	2	75	1319	/	9.66	16
10	9.8	10.9	3	67	1504	1890	9.978	16
11	10.9	12	3	99	1792	1268	11.06	16

FCC Radar Type 5 Trial #17, Signal generator frequency: 5260 MHz

Burst #	Burst Interval(s)		Number of Pulses	Pulse Width (us)	Pulse 1-to-2 Spacing (us)	Pulse 2-to-3 Spacing (us)	Pulse Start (s)	Chirp Width (MHZ)
1	0	1.2	2	52	1407	/	0.156	13
2	1.2	2.4	2	97	1763	/	2.041	13
3	2.4	3.6	3	69	1655	1013	3.43	13
4	3.6	4.8	3	85	1033	1012	3.839	13
5	4.8	6	1	71	/	/	5.01	13
6	6	7.2	1	53	/	/	6.637	13
7	7.2	8.4	2	67	1067	/	8.399	13
8	8.4	9.6	2	61	1068	/	8.54	13
9	9.6	10.8	2	79	1839	/	10.763	13
10	10.8	12	2	78	1857	/	11.051	13

FCC Radar Type 5 Trial #18, Signal generator frequency: 5260 MHz

Burst #	Burst Interval(s)		Number of Pulses	Pulse Width (us)	Pulse 1-to-2 Spacing (us)	Pulse 2-to-3 Spacing (us)	Pulse Start (s)	Chirp Width (MHZ)
1	0	0.8	2	91	1873	/	0.259	9
2	0.8	1.6	2	99	1242	/	1.01	9
3	1.6	2.4	2	54	1625	/	2.06	9
4	2.4	3.2	2	65	1834	/	3.157	9
5	3.2	4	2	91	1696	/	3.417	9
6	4	4.8	3	57	1766	1143	4.557	9
7	4.8	5.6	3	76	1543	1561	4.89	9
8	5.6	6.4	2	74	1343	/	5.619	9
9	6.4	7.2	1	85	/	/	7.17	9
10	7.2	8	3	97	1560	1823	7.705	9
11	8	8.8	1	71	/	/	8.549	9
12	8.8	9.6	2	86	1094	/	9.396	9
13	9.6	10.4	2	52	1523	/	9.99	9
14	10.4	11.2	3	56	1429	1321	10.539	9
15	11.2	12	3	52	1376	1610	11.251	9

FCC Radar Type 5 Trial #19, Signal generator frequency: 5260 MHz

Burst #	Burst Interval(s)		Number of Pulses	Pulse Width (us)	Pulse 1-to-2 Spacing (us)	Pulse 2-to-3 Spacing (us)	Pulse Start (s)	Chirp Width (MHZ)
1	0	0.9	2	90	1656	/	0.015	15
2	0.9	1.8	2	82	1762	/	1.449	15
3	1.8	2.8	3	74	1496	1860	2.695	15
4	2.8	3.7	2	64	1984	/	3.677	15
5	3.7	4.6	2	54	1485	/	4.241	15
6	4.6	5.5	1	99	/	/	5.002	15
7	5.5	6.5	2	51	1010	/	5.705	15
8	6.5	7.4	3	87	1833	1841	7.193	15
9	7.4	8.3	3	71	1857	1146	7.491	15
10	8.3	9.2	3	76	1593	1656	8.488	15
11	9.2	10.2	2	61	1120	/	9.554	15
12	10.2	11.1	1	67	/	/	10.902	15
13	11.1	12	1	51	/	/	11.634	15

FCC Radar Type 5 Trial #20, Signal generator frequency: 5260 MHz

Burst #	Burst Interval(s)		Number of Pulses	Pulse Width (us)	Pulse 1-to-2 Spacing (us)	Pulse 2-to-3 Spacing (us)	Pulse Start (s)	Chirp Width (MHZ)
1	0	1	1	95	/	/	0.603	7
2	1	2	2	99	1653	/	1.943	7
3	2	3	3	82	1917	1022	2.717	7
4	3	4	3	93	1372	1017	3.793	7
5	4	5	2	70	1829	/	4.434	7
6	5	6	1	52	/	/	5.502	7
7	6	7	3	76	1173	1301	6.107	7
8	7	8	2	73	1209	/	7.678	7
9	8	9	2	82	1597	/	8.653	7
10	9	10	3	50	1296	1986	9.09	7
11	10	11	1	89	/	/	10.37	7
12	11	12	1	61	/	/	11.732	7

FCC Radar Type 5 Trial #21, Signal generator frequency: 5265 MHz

Burst #	Burst Interval(s)		Number of Pulses	Pulse Width (us)	Pulse 1-to-2 Spacing (us)	Pulse 2-to-3 Spacing (us)	Pulse Start (s)	Chirp Width (MHZ)
1	0	1.3	2	95	1223	/	0.163	10
2	1.3	2.7	2	79	1835	/	1.706	10
3	2.7	4	2	77	1351	/	3.216	10
4	4	5.3	2	64	1886	/	4.517	10
5	5.3	6.7	1	94	/	/	5.617	10
6	6.7	8	3	60	1145	1876	7.471	10
7	8	9.3	2	56	1888	/	8.458	10
8	9.3	10.7	1	59	/	/	9.825	10
9	10.7	12.0	2	77	1034	/	10.807	10

FCC Radar Type 5 Trial #22, Signal generator frequency: 5261.8 MHz

Burst #	Burst Interval(s)		Number of Pulses	Pulse Width (us)	Pulse 1-to-2 Spacing (us)	Pulse 2-to-3 Spacing (us)	Pulse Start (s)	Chirp Width (MHZ)
1	0	0.9	3	56	1772	1714	0.660	18
2	0.9	1.7	1	70	/	/	1.327	18
3	1.7	2.6	2	69	1302	/	1.871	18
4	2.6	3.4	3	100	1533	1072	3.256	18
5	3.4	4.3	3	62	1165	1357	3.462	18
6	4.3	5.1	3	93	1783	1531	4.950	18
7	5.1	6	2	68	1456	/	5.732	18
8	6	6.9	3	81	1303	1367	6.293	18
9	6.9	7.7	3	80	1261	1571	7.257	18
10	7.7	8.6	2	90	1705	/	7.999	18
11	8.6	9.4	2	94	1386	/	9.313	18
12	9.4	10.3	3	76	1362	1418	9.977	18
13	10.3	11.1	1	63	/	/	10.892	18
14	11.1	12	3	75	1488	1852	11.826	18

FCC Radar Type 5 Trial #23, Signal generator frequency: 5262.6 MHz

Burst #	Burst Interval(s)		Number of Pulses	Pulse Width (us)	Pulse 1-to-2 Spacing (us)	Pulse 2-to-3 Spacing (us)	Pulse Start (s)	Chirp Width (MHZ)
1	0	0.6	2	76	1847	/	0.043	16
2	0.6	1.2	2	69	1516	/	0.828	16
3	1.2	1.8	3	96	1589	1817	1.436	16
4	1.8	2.4	3	89	1381	1888	2.290	16
5	2.4	3	1	53	/	/	2.500	16
6	3	3.6	3	86	1845	1896	3.593	16
7	3.6	4.2	2	66	1229	/	3.634	16
8	4.2	4.8	1	67	/	/	4.399	16
9	4.8	5.4	3	67	1416	1336	5.292	16
10	5.4	6	1	100	/	/	5.471	16
11	6	6.6	2	80	1440	/	6.279	16
12	6.6	7.2	1	81	/	/	7.075	16
13	7.2	7.8	1	52	/	/	7.752	16
14	7.8	8.4	1	68	/	/	7.869	16
15	8.4	9	1	83	/	/	8.719	16
16	9	9.6	1	99	/	/	9.157	16
17	9.6	10.2	1	74	/	/	9.612	16
18	10.2	10.8	2	73	1081	/	10.594	16
19	10.8	11.4	2	53	1546	/	10.878	16
20	11.4	12	2	75	1911	/	11.446	16

FCC Radar Type 5 Trial #24, Signal generator frequency: 5264.6 MHz

Burst #	Burst Interval(s)		Number of Pulses	Pulse Width (us)	Pulse 1-to-2 Spacing (us)	Pulse 2-to-3 Spacing (us)	Pulse Start (s)	Chirp Width (MHZ)
1	0	1	3	54	1190	1288	0.533	11
2	1	2	1	90	/	/	1.086	11
3	2	3	2	93	1434	/	2.317	11
4	3	4	3	76	1243	1117	3.071	11
5	4	5	3	73	1650	1167	4.719	11
6	5	6	3	78	1749	1537	5.142	11
7	6	7	1	85	/	/	6.978	11
8	7	8	3	60	1431	1634	7.824	11
9	8	9	2	82	1551	/	8.513	11
10	9	10	3	87	1880	1225	9.388	11
11	10	11	1	64	/	/	10.404	11
12	11	12	1	89	/	/	11.120	11

FCC Radar Type 5 Trial #25, Signal generator frequency: 5265.4 MHz

Burst #	Burst Interval(s)		Number of Pulses	Pulse Width (us)	Pulse 1-to-2 Spacing (us)	Pulse 2-to-3 Spacing (us)	Pulse Start (s)	Chirp Width (MHZ)
1	0	0.9	3	83	1763	1792	0.233	9
2	0.9	1.8	3	65	1334	1552	1.615	9
3	1.8	2.8	1	79	/	/	2.368	9
4	2.8	3.7	2	60	1516	/	3.218	9
5	3.7	4.6	2	65	1670	/	4.410	9
6	4.6	5.5	1	90	/	/	5.469	9
7	5.5	6.5	1	67	/	/	6.286	9
8	6.5	7.4	2	72	1562	/	7.046	9
9	7.4	8.3	2	94	1775	/	7.886	9
10	8.3	9.2	2	78	1468	/	9.013	9
11	9.2	10.2	1	82	/	/	9.715	9
12	10.2	11.1	2	95	1005	/	10.488	9
13	11.1	12	3	98	1524	1731	11.365	9

FCC Radar Type 5 Trial #26, Signal generator frequency: 5266.6 MHz

Burst #	Burst Interval(s)		Number of Pulses	Pulse Width (us)	Pulse 1-to-2 Spacing (us)	Pulse 2-to-3 Spacing (us)	Pulse Start (s)	Chirp Width (MHZ)
1	0	1.2	2	64	1443	/	1.086	6
2	1.2	2.4	1	73	/	/	1.478	6
3	2.4	3.6	1	77	/	/	2.456	6
4	3.6	4.8	1	57	/	/	3.975	6
5	4.8	6	1	91	/	/	5.613	6
6	6	7.2	1	84	/	/	7.098	6
7	7.2	8.4	3	79	1645	1410	8.332	6
8	8.4	9.6	1	97	/	/	9.142	6
9	9.6	10.8	1	97	/	/	9.617	6
10	10.8	12	3	61	1000	1302	11.916	6

FCC Radar Type 5 Trial #27, Signal generator frequency: 5263 MHz

Burst #	Burst Interval(s)		Number of Pulses	Pulse Width (us)	Pulse 1-to-2 Spacing (us)	Pulse 2-to-3 Spacing (us)	Pulse Start (s)	Chirp Width (MHZ)
1	0	1.1	3	62	1413	1357	1.074	15
2	1.1	2.2	3	97	1989	1685	1.857	15
3	2.2	3.3	2	63	1912	/	2.833	15
4	3.3	4.4	3	58	1133	1933	4.202	15
5	4.4	5.5	3	76	1596	1224	5.192	15
6	5.5	6.5	1	82	/	/	5.708	15
7	6.5	7.6	3	89	1357	1827	6.897	15
8	7.6	8.7	3	62	1816	1539	7.736	15
9	8.7	9.8	3	71	1736	1181	9.125	15
10	9.8	10.9	3	77	1308	1125	10.352	15
11	10.9	12	3	73	1132	1104	10.934	15

FCC Radar Type 5 Trial #28, Signal generator frequency: 5261.4 MHz

Burst #	Burst Interval(s)		Number of Pulses	Pulse Width (us)	Pulse 1-to-2 Spacing (us)	Pulse 2-to-3 Spacing (us)	Pulse Start (s)	Chirp Width (MHZ)
1	0	0.8	3	67	1158	1180	0.031	19
2	0.8	1.6	1	68	/	/	0.928	19
3	1.6	2.4	1	91	/	/	1.641	19
4	2.4	3.2	1	94	/	/	2.677	19
5	3.2	4	3	91	1965	1806	3.599	19
6	4	4.8	1	69	/	/	4.691	19
7	4.8	5.6	2	70	1090	/	4.923	19
8	5.6	6.4	2	79	1891	/	6.008	19
9	6.4	7.2	2	93	1710	/	7.001	19
10	7.2	8	1	76	/	/	7.317	19
11	8	8.8	2	70	1949	/	8.173	19
12	8.8	9.6	1	93	/	/	8.881	19
13	9.6	10.4	3	75	1457	1780	9.781	19
14	10.4	11.2	3	76	1312	1149	10.751	19
15	11.2	12	1	84	/	/	11.347	19

FCC Radar Type 5 Trial #29, Signal generator frequency: 5265.8 MHz

Burst #	Burst Interval(s)		Number of Pulses	Pulse Width (us)	Pulse 1-to-2 Spacing (us)	Pulse 2-to-3 Spacing (us)	Pulse Start (s)	Chirp Width (MHZ)
1	0	0.9	3	78	1785	1374	0.852	8
2	0.9	1.7	3	87	1882	1082	1.065	8
3	1.7	2.6	3	81	1182	1344	2.037	8
4	2.6	3.4	2	60	1712	/	2.702	8
5	3.4	4.3	2	96	1297	/	3.714	8
6	4.3	5.1	1	59	/	/	4.949	8
7	5.1	6	1	63	/	/	5.568	8
8	6	6.9	2	97	1904	/	6.571	8
9	6.9	7.7	2	50	1387	/	7.262	8
10	7.7	8.6	3	60	1699	1096	7.960	8
11	8.6	9.4	1	59	/	/	9.146	8
12	9.4	10.3	3	63	1818	1564	9.792	8
13	10.3	11.1	2	59	1496	/	10.508	8
14	11.1	12	1	85	/	/	11.757	8

FCC Radar Type 5 Trial #30, Signal generator frequency: 5264.2 MHz

Burst #	Burst Interval(s)		Number of Pulses	Pulse Width (us)	Pulse 1-to-2 Spacing (us)	Pulse 2-to-3 Spacing (us)	Pulse Start (s)	Chirp Width (MHZ)
1	0	0.6	1	98	/	/	0.112	12
2	0.6	1.3	3	89	1215	1316	0.850	12
3	1.3	1.9	2	90	1710	/	1.313	12
4	1.9	2.5	1	94	/	/	2.344	12
5	2.5	3.2	3	80	1936	1143	2.770	12
6	3.2	3.8	1	60	/	/	3.693	12
7	3.8	4.4	2	83	1683	/	3.852	12
8	4.4	5.1	2	72	1727	/	4.712	12
9	5.1	5.7	3	57	1363	1185	5.637	12
10	5.7	6.3	2	83	1507	/	5.717	12
11	6.3	6.9	2	69	1647	/	6.907	12
12	6.9	7.6	1	92	/	/	6.987	12
13	7.6	8.2	3	90	1160	1309	7.855	12
14	8.2	8.8	1	51	/	/	8.469	12
15	8.8	9.5	3	82	1779	1800	9.219	12
16	9.5	10.1	1	57	/	/	9.875	12
17	10.1	10.7	1	79	/	/	10.265	12
18	10.7	11.4	3	80	1669	1949	11.031	12
19	11.4	12	1	89	/	/	11.770	12

EUT Frequency = 5260MHz 802.11 a, FCC Radar Type 6 Sim

Trials	Name	Result	Detection Percentage	Limits
1	FCC Radar Type 6 Test 1	Yes	100.00%	70%
2	FCC Radar Type 6 Test 2	Yes		
3	FCC Radar Type 6 Test 3	Yes		
4	FCC Radar Type 6 Test 4	Yes		
5	FCC Radar Type 6 Test 5	Yes		
6	FCC Radar Type 6 Test 6	Yes		
7	FCC Radar Type 6 Test 7	Yes		
8	FCC Radar Type 6 Test 8	Yes		
9	FCC Radar Type 6 Test 9	Yes		
10	FCC Radar Type 6 Test 10	Yes		
11	FCC Radar Type 6 Test 11	Yes		
12	FCC Radar Type 6 Test 12	Yes		
13	FCC Radar Type 6 Test 13	Yes		
14	FCC Radar Type 6 Test 14	Yes		
15	FCC Radar Type 6 Test 15	Yes		
16	FCC Radar Type 6 Test 16	Yes		
17	FCC Radar Type 6 Test 17	Yes		
18	FCC Radar Type 6 Test 18	Yes		
19	FCC Radar Type 6 Test 19	Yes		
20	FCC Radar Type 6 Test 20	Yes		
21	FCC Radar Type 6 Test 21	Yes		
22	FCC Radar Type 6 Test 22	Yes		
23	FCC Radar Type 6 Test 23	Yes		
24	FCC Radar Type 6 Test 24	Yes		
25	FCC Radar Type 6 Test 25	Yes		
26	FCC Radar Type 6 Test 26	Yes		
27	FCC Radar Type 6 Test 27	Yes		
28	FCC Radar Type 6 Test 28	Yes		
29	FCC Radar Type 6 Test 29	Yes		
30	FCC Radar Type 6 Test 30	Yes		

EUT Frequency =5260MHz 802.11 a, FCC Radar Type 6 Hop

Trials	Name	Result	Detection Percentage	Limits
1	FCC Radar Type 6 Test 1	Yes	100.00%	70%
2	FCC Radar Type 6 Test 2	Yes		
3	FCC Radar Type 6 Test 3	Yes		
4	FCC Radar Type 6 Test 4	Yes		
5	FCC Radar Type 6 Test 5	Yes		
6	FCC Radar Type 6 Test 6	Yes		
7	FCC Radar Type 6 Test 7	Yes		
8	FCC Radar Type 6 Test 8	Yes		
9	FCC Radar Type 6 Test 9	Yes		
10	FCC Radar Type 6 Test 10	Yes		
11	FCC Radar Type 6 Test 11	Yes		
12	FCC Radar Type 6 Test 12	Yes		
13	FCC Radar Type 6 Test 13	Yes		
14	FCC Radar Type 6 Test 14	Yes		
15	FCC Radar Type 6 Test 15	Yes		
16	FCC Radar Type 6 Test 16	Yes		
17	FCC Radar Type 6 Test 17	Yes		
18	FCC Radar Type 6 Test 18	Yes		
19	FCC Radar Type 6 Test 19	Yes		
20	FCC Radar Type 6 Test 20	Yes		
21	FCC Radar Type 6 Test 21	Yes		
22	FCC Radar Type 6 Test 22	Yes		
23	FCC Radar Type 6 Test 23	Yes		
24	FCC Radar Type 6 Test 24	Yes		
25	FCC Radar Type 6 Test 25	Yes		
26	FCC Radar Type 6 Test 26	Yes		
27	FCC Radar Type 6 Test 27	Yes		
28	FCC Radar Type 6 Test 28	Yes		
29	FCC Radar Type 6 Test 29	Yes		
30	FCC Radar Type 6 Test 30	Yes		

EUT Frequency = 5270MHz, 11n (HT40) mode, FCC Radar Type 1

Trials	Pulse Repetition Frequency Number (1 to 23)	Pulse Repetition Frequency (Pulses Per Second)	Pulse Repetition Interval (Microseconds)	Result	Detection Percentage	Limits
1	3	1792.1	558	Yes	100.00%	60%
2	12	1355	738	Yes		
3	13	1319.3	758	Yes		
4	22	1066.1	938	Yes		
5	1	1930.5	518	Yes		
6	14	1285.3	778	Yes		
7	9	1474.9	678	Yes		
8	4	1730.1	578	Yes		
9	11	1392.8	718	Yes		
10	7	1567.4	638	Yes		
11	10	1432.7	698	Yes		
12	17	1193.3	838	Yes		
13	16	1222.5	818	Yes		
14	8	1519.8	658	Yes		
15	15	1253.1	798	Yes		
16	23	326.2	902	Yes		
17	20	1113.6	1499	Yes		
18	18	1165.6	2043	Yes		
19	21	1089.3	2635	Yes		
20	2	1858.7	1743	Yes		
21	6	1618.1	622	Yes		
22	19	1139	2233	Yes		
23	5	1672.2	1902	Yes		
24	8	1519.8	1487	Yes		
25	16	1222.5	1800	Yes		
26	14	1285.3	2091	Yes		
27	7	1567.4	1328	Yes		
28	21	1089.3	956	Yes		
29	12	1355	969	Yes		
30	9	1474.9	1101	Yes		

EUT Frequency = 5270MHz, 11n (HT40) mode, FCC Radar Type 2

Trials	Number Pulses per Burst	Pulse Width (us)	PRI (us)	Result	Detection Percentage	Limits
1	29	4.2	176	Yes	100.00%	60%
2	23	3.7	188	Yes		
3	26	2.4	185	Yes		
4	24	2	164	Yes		
5	23	1.4	214	Yes		
6	25	4.1	208	Yes		
7	29	3.5	212	Yes		
8	26	1.4	170	Yes		
9	24	3.6	186	Yes		
10	29	3.8	160	Yes		
11	26	4.4	162	Yes		
12	24	4.4	205	Yes		
13	25	2.4	182	Yes		
14	28	4.4	206	Yes		
15	23	4.4	213	Yes		
16	27	2.9	213	Yes		
17	23	2.3	154	Yes		
18	27	4.3	196	Yes		
19	27	4.5	219	Yes		
20	26	2.5	221	Yes		
21	29	3.2	219	Yes		
22	28	2.7	163	Yes		
23	28	3.5	203	Yes		
24	29	3.9	170	Yes		
25	27	2	154	Yes		
26	23	1.3	200	Yes		
27	28	1.9	173	Yes		
28	24	2.3	216	Yes		
29	27	2.2	214	Yes		
30	27	2.4	162	Yes		

EUT Frequency = 5270MHz, 11n (HT40) mode, FCC Radar Type 3

Trials	Number Pulses per Burst	Pulse Width (us)	PRI (us)	Result	Detection Percentage	Limits
1	16	8.9	259	Yes	100.00%	60%
2	16	7.4	376	Yes		
3	17	6.2	283	Yes		
4	16	6.9	352	Yes		
5	18	8.8	421	Yes		
6	16	6.1	326	Yes		
7	18	7.4	214	Yes		
8	16	8.4	298	Yes		
9	17	9.2	416	Yes		
10	16	6.2	280	Yes		
11	16	8.4	464	Yes		
12	18	7.8	382	Yes		
13	16	8.8	230	Yes		
14	17	8.1	458	Yes		
15	16	9.3	269	Yes		
16	18	10	460	Yes		
17	17	7	412	Yes		
18	17	7.8	343	Yes		
19	17	8.4	318	Yes		
20	16	7	356	Yes		
21	16	6.4	243	Yes		
22	18	9.3	353	Yes		
23	16	9.8	473	Yes		
24	18	9.4	484	Yes		
25	18	8.6	313	Yes		
26	18	8.5	309	Yes		
27	16	6.5	216	Yes		
28	18	7.4	497	Yes		
29	16	9.5	296	Yes		
30	18	6.4	473	Yes		

EUT Frequency = 5270MHz, 11n (HT40) mode, FCC Radar Type 4

Trials	Number Pulses per Burst	Pulse Width (us)	PRI (us)	Result	Detection Percentage	Limits
1	15	12.2	446	Yes	100.00%	60%
2	13	17.1	267	Yes		
3	16	17.1	342	Yes		
4	13	15.5	207	Yes		
5	12	19.8	431	Yes		
6	13	12.8	424	Yes		
7	14	14	292	Yes		
8	15	19.6	203	Yes		
9	16	12.2	406	Yes		
10	15	16.5	352	Yes		
11	14	12.9	437	Yes		
12	15	11.8	460	Yes		
13	14	16	303	Yes		
14	12	14.3	400	Yes		
15	16	13.7	368	Yes		
16	16	18.1	346	Yes		
17	14	18.7	305	Yes		
18	14	16.8	465	Yes		
19	16	11.3	203	Yes		
20	14	12	244	Yes		
21	13	13.7	476	Yes		
22	15	17.1	242	Yes		
23	13	15.3	468	Yes		
24	14	11.3	416	Yes		
25	14	12	376	Yes		
26	13	11	350	Yes		
27	16	11.4	407	Yes		
28	13	12.4	384	Yes		
29	12	17.9	487	Yes		
30	16	13	316	Yes		

Note: In addition an average minimum percentage of successful detection across all four Short pulse radar test waveforms is as follows:

$$\frac{P_d1+P_d2+P_d3+P_d4}{4} = (100\%+100\%+100\%+100\%)/4 = 100\% (>80\%)$$

EUT Frequency = 5270MHz, 11n (HT40) mode, FCC Radar Type 5

Trials	Name	Result	Detection Percentage	Limits
1	FCC Radar Type 5 Test 1	Yes	100%	80%
2	FCC Radar Type 5 Test 2	Yes		
3	FCC Radar Type 5 Test 3	Yes		
4	FCC Radar Type 5 Test 4	Yes		
5	FCC Radar Type 5 Test 5	Yes		
6	FCC Radar Type 5 Test 6	Yes		
7	FCC Radar Type 5 Test 7	Yes		
8	FCC Radar Type 5 Test 8	Yes		
9	FCC Radar Type 5 Test 9	Yes		
10	FCC Radar Type 5 Test 10	Yes		
11	FCC Radar Type 5 Test 11	Yes		
12	FCC Radar Type 5 Test 12	Yes		
13	FCC Radar Type 5 Test 13	Yes		
14	FCC Radar Type 5 Test 14	Yes		
15	FCC Radar Type 5 Test 15	Yes		
16	FCC Radar Type 5 Test 16	Yes		
17	FCC Radar Type 5 Test 17	Yes		
18	FCC Radar Type 5 Test 18	Yes		
19	FCC Radar Type 5 Test 19	Yes		
20	FCC Radar Type 5 Test 20	Yes		
21	FCC Radar Type 5 Test 21	Yes		
22	FCC Radar Type 5 Test 22	Yes		
23	FCC Radar Type 5 Test 23	Yes		
24	FCC Radar Type 5 Test 24	Yes		
25	FCC Radar Type 5 Test 25	Yes		
26	FCC Radar Type 5 Test 26	Yes		
27	FCC Radar Type 5 Test 27	Yes		
28	FCC Radar Type 5 Test 28	Yes		
29	FCC Radar Type 5 Test 29	Yes		
30	FCC Radar Type 5 Test 30	Yes		

FCC Radar Type 5 Trial #1, Signal generator frequency: 5255.4MHz

Burst #	Burst Interval(s)		Number of Pulses	Pulse Width (us)	Pulse 1-to-2 Spacing (us)	Pulse 2-to-3 Spacing (us)	Pulse Start (s)	Chirp Width (MHZ)
1	0	0.7	1	80	/	/	0.602	11
2	0.7	1.4	1	97	/	/	1.133	11
3	1.4	2.1	3	51	1472	1198	2.064	11
4	2.1	2.8	3	69	1237	1085	2.29	11
5	2.8	3.5	2	73	1751	/	3.309	11
6	3.5	4.2	2	75	1960	/	4.226	11
7	4.2	4.9	1	69	/	/	4.879	11
8	4.9	5.6	1	85	/	/	5.281	11
9	5.6	6.4	3	93	1542	1759	5.911	11
10	6.4	7.1	1	60	/	/	6.454	11
11	7.1	7.8	3	72	1033	1932	7.258	11
12	7.8	8.5	3	57	1406	1159	8.43	11
13	8.5	9.2	2	76	1887	/	8.558	11
14	9.2	9.9	1	80	/	/	9.501	11
15	9.9	10.6	2	99	1211	/	10.375	11
16	10.6	11.3	2	93	1665	/	10.967	11
17	11.3	12	1	71	/	/	11.304	11

FCC Radar Type 5 Trial #2, Signal generator frequency: 5256.2MHz

Burst #	Burst Interval(s)		Number of Pulses	Pulse Width (us)	Pulse 1-to-2 Spacing (us)	Pulse 2-to-3 Spacing (us)	Pulse Start (s)	Chirp Width (MHZ)
1	0	1.3	2	68	1088	/	1.212	13
2	1.3	2.7	2	54	1411	/	2.207	13
3	2.7	4	2	72	1446	/	3.883	13
4	4	5.3	3	76	1457	1466	4.896	13
5	5.3	6.7	2	99	1732	/	6.436	13
6	6.7	8	2	57	1296	/	7.566	13
7	8	9.3	2	57	1217	/	9.283	13
8	9.3	10.7	1	93	/	/	10.048	13
9	10.7	12	1	79	/	/	11.727	13

FCC Radar Type 5 Trial #3, Signal generator frequency: 5259 MHz

Burst #	Burst Interval(s)		Number of Pulses	Pulse Width (us)	Pulse 1-to-2 Spacing (us)	Pulse 2-to-3 Spacing (us)	Pulse Start (s)	Chirp Width (MHZ)
1	0	1.5	2	99	1369	/	0.527	20
2	1.5	3	2	50	1520	/	1.802	20
3	3	4.5	1	89	/	/	4.061	20
4	4.5	6	1	96	/	/	5.844	20
5	6	7.5	2	90	1812	/	6.775	20
6	7.5	9	2	57	1215	/	8.794	20
7	9	10.5	2	85	1477	/	9.23	20
8	10.5	12	2	67	1389	/	10.674	20

FCC Radar Type 5 Trial #4, Signal generator frequency: 5255.8 MHz

Burst #	Burst Interval(s)		Number of Pulses	Pulse Width (us)	Pulse 1-to-2 Spacing (us)	Pulse 2-to-3 Spacing (us)	Pulse Start (s)	Chirp Width (MHZ)
1	0	1.3	1	94	/	/	0.682	12
2	1.3	2.7	1	72	/	/	2.206	12
3	2.7	4	1	61	/	/	3.868	12
4	4	5.3	1	68	/	/	4.997	12
5	5.3	6.7	3	53	1012	1443	5.668	12
6	6.7	8	3	87	1138	1204	7.445	12
7	8	9.3	1	64	/	/	8.8	12
8	9.3	10.7	3	54	1973	1140	10.02	12
9	10.7	12	3	90	1805	1165	11.218	12

FCC Radar Type 5 Trial #5, Signal generator frequency: 5253 MHz

Burst #	Burst Interval(s)		Number of Pulses	Pulse Width (us)	Pulse 1-to-2 Spacing (us)	Pulse 2-to-3 Spacing (us)	Pulse Start (s)	Chirp Width (MHZ)
1	0	1.1	1	89	/	/	0.811	5
2	1.1	2.2	2	57	1025	/	1.772	5
3	2.2	3.3	2	82	1474	/	3.234	5
4	3.3	4.4	2	96	1250	/	3.597	5
5	4.4	5.5	2	87	1576	/	5.379	5
6	5.5	6.5	3	56	1804	1651	6.384	5
7	6.5	7.6	2	94	1453	/	7.315	5
8	7.6	8.7	2	69	1216	/	7.757	5
9	8.7	9.8	1	100	/	/	8.852	5
10	9.8	10.9	3	82	1688	1311	10.108	5
11	10.9	12	1	95	/	/	11.415	5

FCC Radar Type 5 Trial #6, Signal generator frequency: 5257.4 MHz

Burst #	Burst Interval(s)		Number of Pulses	Pulse Width (us)	Pulse 1-to-2 Spacing (us)	Pulse 2-to-3 Spacing (us)	Pulse Start (s)	Chirp Width (MHZ)
1	0	1	2	52	1912	/	0.586	16
2	1	2	2	51	1082	/	1.361	16
3	2	3	1	89	/	/	2.851	16
4	3	4	1	63	/	/	3.073	16
5	4	5	1	100	/	/	4.789	16
6	5	6	2	71	1583	/	5.818	16
7	6	7	2	53	1866	/	6.501	16
8	7	8	3	52	1017	1920	7.022	16
9	8	9	2	76	1232	/	8.564	16
10	9	10	2	74	1710	/	9.981	16
11	10	11	1	77	/	/	11.005	16
12	11	12	2	79	1832	/	11.445	16

FCC Radar Type 5 Trial #7, Signal generator frequency: 5255 MHz

Burst #	Burst Interval(s)		Number of Pulses	Pulse Width (us)	Pulse 1-to-2 Spacing (us)	Pulse 2-to-3 Spacing (us)	Pulse Start (s)	Chirp Width (MHZ)
1	0	0.9	2	71	1167	/	0.42	10
2	0.9	1.7	3	78	1876	1788	1.57	10
3	1.7	2.6	2	51	1565	/	1.949	10
4	2.6	3.4	2	68	1001	/	2.671	10
5	3.4	4.3	1	62	/	/	3.793	10
6	4.3	5.1	3	70	1031	1809	4.9	10
7	5.1	6	3	57	1047	1058	5.77	10
8	6	6.9	2	63	1318	/	6.66	10
9	6.9	7.7	3	85	1523	1213	7.329	10
10	7.7	8.6	2	74	1972	/	8.28	10
11	8.6	9.4	2	99	1828	/	9.046	10
12	9.4	10.3	3	54	1741	1041	10.189	10
13	10.3	11.1	3	61	1062	1071	10.583	10
14	11.1	12	2	61	1230	/	11.197	10

FCC Radar Type 5 Trial #8, Signal generator frequency: 5254 MHz

Burst #	Burst Interval(s)		Number of Pulses	Pulse Width (us)	Pulse 1-to-2 Spacing (us)	Pulse 2-to-3 Spacing (us)	Pulse Start (s)	Chirp Width (MHZ)
1	0	1.5	1	52	/	/	1.247	8
2	1.5	3	3	70	1501	1944	2.489	8
3	3	4.5	3	94	1118	1495	4.258	8
4	4.5	6	2	79	1003	/	5.541	8
5	6	7.5	3	53	1171	1422	7	8
6	7.5	9	1	78	/	/	7.577	8
7	9	10.5	2	69	1950	/	10.289	8
8	10.5	12	3	60	1011	1007	11.676	8

FCC Radar Type 5 Trial #9, Signal generator frequency: 5255MHz

Burst #	Burst Interval(s)		Number of Pulses	Pulse Width (us)	Pulse 1-to-2 Spacing (us)	Pulse 2-to-3 Spacing (us)	Pulse Start (s)	Chirp Width (MHZ)
1	0	0.9	1	98	/	/	0.733	9
2	0.9	1.8	2	67	1370	/	1.57	9
3	1.8	2.8	2	58	1016	/	2.561	9
4	2.8	3.7	1	89	/	/	3.612	9
5	3.7	4.6	2	83	1264	/	3.751	9
6	4.6	5.5	2	82	1261	/	5.478	9
7	5.5	6.5	2	89	1808	/	6.277	9
8	6.5	7.4	3	81	1050	1899	6.982	9
9	7.4	8.3	1	62	/	/	7.57	9
10	8.3	9.2	3	91	1906	1489	8.468	9
11	9.2	10.2	2	92	1542	/	10.144	9
12	10.2	11.1	2	86	1864	/	10.809	9
13	11.1	12	2	61	1361	/	11.266	9

FCC Radar Type 5 Trial #10, Signal generator frequency: 5256.6 MHz

Burst #	Burst Interval(s)		Number of Pulses	Pulse Width (us)	Pulse 1-to-2 Spacing (us)	Pulse 2-to-3 Spacing (us)	Pulse Start (s)	Chirp Width (MHZ)
1	0	1	3	75	1237	1890	0.46	14
2	1	2	2	75	1355	/	1.85	14
3	2	3	3	88	1030	1879	2.075	14
4	3	4	3	91	1238	1603	3.754	14
5	4	5	2	92	1887	/	4.786	14
6	5	6	1	60	/	/	5.322	14
7	6	7	2	69	1993	/	6.706	14
8	7	8	1	100	/	/	7.657	14
9	8	9	3	51	1837	1340	8.468	14
10	9	10	2	93	1117	/	9.348	14
11	10	11	1	82	/	/	10.639	14
12	11	12	1	90	/	/	11.238	14

FCC Radar Type 5 Trial #11, Signal generator frequency: 5270 MHz

Burst #	Burst Interval(s)		Number of Pulses	Pulse Width (us)	Pulse 1-to-2 Spacing (us)	Pulse 2-to-3 Spacing (us)	Pulse Start (s)	Chirp Width (MHZ)
1	0	0.9	2	68	1423	/	0.434	18
2	0.9	1.8	3	75	1412	1597	1.134	18
3	1.8	2.8	1	79	/	/	1.881	18
4	2.8	3.7	2	56	1738	/	3.094	18
5	3.7	4.6	2	75	1413	/	4.424	18
6	4.6	5.5	3	85	1139	1580	4.915	18
7	5.5	6.5	2	90	1609	/	6.33	18
8	6.5	7.4	2	98	1120	/	7.203	18
9	7.4	8.3	2	55	1638	/	7.956	18
10	8.3	9.2	2	63	1230	/	8.816	18
11	9.2	10.2	2	71	1684	/	9.73	18
12	10.2	11.1	2	97	1270	/	11.057	18
13	11.1	12	3	97	1569	1990	11.683	18

FCC Radar Type 5 Trial #12, Signal generator frequency: 5270 MHz

Burst #	Burst Interval(s)		Number of Pulses	Pulse Width (us)	Pulse 1-to-2 Spacing (us)	Pulse 2-to-3 Spacing (us)	Pulse Start (s)	Chirp Width (MHZ)
1	0	1.2	2	89	1794	/	0.291	19
2	1.2	2.4	2	100	1605	/	1.7	19
3	2.4	3.6	2	54	1729	/	2.451	19
4	3.6	4.8	2	98	1108	/	3.882	19
5	4.8	6	2	71	1371	/	4.834	19
6	6	7.2	3	64	1145	1705	6.233	19
7	7.2	8.4	3	60	1791	1299	8.222	19
8	8.4	9.6	2	55	1808	/	8.838	19
9	9.6	10.8	2	63	1816	/	9.796	19
10	10.8	12	2	51	1675	/	10.909	19

FCC Radar Type 5 Trial #13, Signal generator frequency: 5270 MHz

Burst #	Burst Interval(s)		Number of Pulses	Pulse Width (us)	Pulse 1-to-2 Spacing (us)	Pulse 2-to-3 Spacing (us)	Pulse Start (s)	Chirp Width (MHZ)
1	0	1.1	2	85	1341	/	0.6	11
2	1.1	2.2	1	99	/	/	2.12	11
3	2.2	3.3	2	64	1362	/	2.381	11
4	3.3	4.4	1	57	/	/	3.503	11
5	4.4	5.5	1	71	/	/	5.304	11
6	5.5	6.5	1	57	/	/	6.013	11
7	6.5	7.6	1	93	/	/	7.185	11
8	7.6	8.7	2	88	1461	/	8.399	11
9	8.7	9.8	3	52	1753	1753	9.475	11
10	9.8	10.9	1	62	/	/	10.531	11
11	10.9	12	3	95	1033	1033	11.566	11

FCC Radar Type 5 Trial #14, Signal generator frequency: 5270 MHz

Burst #	Burst Interval(s)		Number of Pulses	Pulse Width (us)	Pulse 1-to-2 Spacing (us)	Pulse 2-to-3 Spacing (us)	Pulse Start (s)	Chirp Width (MHZ)
1	0	0.9	1	78	/	/	0.374	6
2	0.9	1.8	3	51	1585	1983	1.304	6
3	1.8	2.8	1	97	/	/	2.71	6
4	2.8	3.7	1	64	/	/	3.488	6
5	3.7	4.6	3	78	1673	1375	4.296	6
6	4.6	5.5	3	81	1348	1750	5.029	6
7	5.5	6.5	1	89	/	/	5.843	6
8	6.5	7.4	2	57	1501	/	7.088	6
9	7.4	8.3	2	57	1377	/	7.505	6
10	8.3	9.2	1	75	/	/	8.954	6
11	9.2	10.2	2	91	1504	/	10.137	6
12	10.2	11.1	1	59	/	/	11.052	6
13	11.1	12	1	71	/	/	11.198	6

FCC Radar Type 5 Trial #15, Signal generator frequency: 5270 MHz

Burst #	Burst Interval(s)		Number of Pulses	Pulse Width (us)	Pulse 1-to-2 Spacing (us)	Pulse 2-to-3 Spacing (us)	Pulse Start (s)	Chirp Width (MHZ)
1	0	1.3	2	88	1612	/	0.872	14
2	1.3	2.7	1	89	/	/	1.8	14
3	2.7	4	2	63	1326	/	2.886	14
4	4	5.3	1	69	/	/	5.226	14
5	5.3	6.7	1	65	/	/	5.905	14
6	6.7	8	2	73	1667	/	7.558	14
7	8	9.3	1	64	/	/	8.812	14
8	9.3	10.7	3	69	1026	1172	9.451	14
9	10.7	12	1	85	/	/	11.212	14

FCC Radar Type 5 Trial #16, Signal generator frequency: 5270 MHz

Burst #	Burst Interval(s)		Number of Pulses	Pulse Width (us)	Pulse 1-to-2 Spacing (us)	Pulse 2-to-3 Spacing (us)	Pulse Start (s)	Chirp Width (MHZ)
1	0	1.1	1	99	/	/	0.829	16
2	1.1	2.2	3	78	1375	1648	1.916	16
3	2.2	3.3	2	90	1330	/	3.194	16
4	3.3	4.4	1	53	/	/	4.336	16
5	4.4	5.5	2	94	1319	/	4.933	16
6	5.5	6.5	2	86	1158	/	6.002	16
7	6.5	7.6	2	87	1645	/	7.424	16
8	7.6	8.7	3	59	1049	1703	7.812	16
9	8.7	9.8	2	75	1319	/	9.66	16
10	9.8	10.9	3	67	1504	1890	9.978	16
11	10.9	12	3	99	1792	1268	11.06	16

FCC Radar Type 5 Trial #17, Signal generator frequency: 5270 MHz

Burst #	Burst Interval(s)		Number of Pulses	Pulse Width (us)	Pulse 1-to-2 Spacing (us)	Pulse 2-to-3 Spacing (us)	Pulse Start (s)	Chirp Width (MHZ)
1	0	1.2	2	52	1407	/	0.156	13
2	1.2	2.4	2	97	1763	/	2.041	13
3	2.4	3.6	3	69	1655	1013	3.43	13
4	3.6	4.8	3	85	1033	1012	3.839	13
5	4.8	6	1	71	/	/	5.01	13
6	6	7.2	1	53	/	/	6.637	13
7	7.2	8.4	2	67	1067	/	8.399	13
8	8.4	9.6	2	61	1068	/	8.54	13
9	9.6	10.8	2	79	1839	/	10.763	13
10	10.8	12	2	78	1857	/	11.051	13

FCC Radar Type 5 Trial #18, Signal generator frequency: 5270 MHz

Burst #	Burst Interval(s)		Number of Pulses	Pulse Width (us)	Pulse 1-to-2 Spacing (us)	Pulse 2-to-3 Spacing (us)	Pulse Start (s)	Chirp Width (MHZ)
1	0	0.8	2	91	1873	/	0.259	9
2	0.8	1.6	2	99	1242	/	1.01	9
3	1.6	2.4	2	54	1625	/	2.06	9
4	2.4	3.2	2	65	1834	/	3.157	9
5	3.2	4	2	91	1696	/	3.417	9
6	4	4.8	3	57	1766	1143	4.557	9
7	4.8	5.6	3	76	1543	1561	4.89	9
8	5.6	6.4	2	74	1343	/	5.619	9
9	6.4	7.2	1	85	/	/	7.17	9
10	7.2	8	3	97	1560	1823	7.705	9
11	8	8.8	1	71	/	/	8.549	9
12	8.8	9.6	2	86	1094	/	9.396	9
13	9.6	10.4	2	52	1523	/	9.99	9
14	10.4	11.2	3	56	1429	1321	10.539	9
15	11.2	12	3	52	1376	1610	11.251	9

FCC Radar Type 5 Trial #19, Signal generator frequency: 5270 MHz

Burst #	Burst Interval(s)		Number of Pulses	Pulse Width (us)	Pulse 1-to-2 Spacing (us)	Pulse 2-to-3 Spacing (us)	Pulse Start (s)	Chirp Width (MHZ)
1	0	0.9	2	90	1656	/	0.015	15
2	0.9	1.8	2	82	1762	/	1.449	15
3	1.8	2.8	3	74	1496	1860	2.695	15
4	2.8	3.7	2	64	1984	/	3.677	15
5	3.7	4.6	2	54	1485	/	4.241	15
6	4.6	5.5	1	99	/	/	5.002	15
7	5.5	6.5	2	51	1010	/	5.705	15
8	6.5	7.4	3	87	1833	1841	7.193	15
9	7.4	8.3	3	71	1857	1146	7.491	15
10	8.3	9.2	3	76	1593	1656	8.488	15
11	9.2	10.2	2	61	1120	/	9.554	15
12	10.2	11.1	1	67	/	/	10.902	15
13	11.1	12	1	51	/	/	11.634	15

FCC Radar Type 5 Trial #20, Signal generator frequency: 5270 MHz

Burst #	Burst Interval(s)		Number of Pulses	Pulse Width (us)	Pulse 1-to-2 Spacing (us)	Pulse 2-to-3 Spacing (us)	Pulse Start (s)	Chirp Width (MHZ)
1	0	1	1	95	/	/	0.603	7
2	1	2	2	99	1653	/	1.943	7
3	2	3	3	82	1917	1022	2.717	7
4	3	4	3	93	1372	1017	3.793	7
5	4	5	2	70	1829	/	4.434	7
6	5	6	1	52	/	/	5.502	7
7	6	7	3	76	1173	1301	6.107	7
8	7	8	2	73	1209	/	7.678	7
9	8	9	2	82	1597	/	8.653	7
10	9	10	3	50	1296	1986	9.09	7
11	10	11	1	89	/	/	10.37	7
12	11	12	1	61	/	/	11.732	7

FCC Radar Type 5 Trial #21, Signal generator frequency: 5285 MHz

Burst #	Burst Interval(s)		Number of Pulses	Pulse Width (us)	Pulse 1-to-2 Spacing (us)	Pulse 2-to-3 Spacing (us)	Pulse Start (s)	Chirp Width (MHZ)
1	0	1.3	2	95	1223	/	0.163	10
2	1.3	2.7	2	79	1835	/	1.706	10
3	2.7	4	2	77	1351	/	3.216	10
4	4	5.3	2	64	1886	/	4.517	10
5	5.3	6.7	1	94	/	/	5.617	10
6	6.7	8	3	60	1145	1876	7.471	10
7	8	9.3	2	56	1888	/	8.458	10
8	9.3	10.7	1	59	/	/	9.825	10
9	10.7	12.0	2	77	1034	/	10.807	10

FCC Radar Type 5 Trial #22, Signal generator frequency: 5281.8 MHz

Burst #	Burst Interval(s)		Number of Pulses	Pulse Width (us)	Pulse 1-to-2 Spacing (us)	Pulse 2-to-3 Spacing (us)	Pulse Start (s)	Chirp Width (MHZ)
1	0	0.9	3	56	1772	1714	0.660	18
2	0.9	1.7	1	70	/	/	1.327	18
3	1.7	2.6	2	69	1302	/	1.871	18
4	2.6	3.4	3	100	1533	1072	3.256	18
5	3.4	4.3	3	62	1165	1357	3.462	18
6	4.3	5.1	3	93	1783	1531	4.950	18
7	5.1	6	2	68	1456	/	5.732	18
8	6	6.9	3	81	1303	1367	6.293	18
9	6.9	7.7	3	80	1261	1571	7.257	18
10	7.7	8.6	2	90	1705	/	7.999	18
11	8.6	9.4	2	94	1386	/	9.313	18
12	9.4	10.3	3	76	1362	1418	9.977	18
13	10.3	11.1	1	63	/	/	10.892	18
14	11.1	12	3	75	1488	1852	11.826	18

FCC Radar Type 5 Trial #23, Signal generator frequency: 5282.6 MHz

Burst #	Burst Interval(s)		Number of Pulses	Pulse Width (us)	Pulse 1-to-2 Spacing (us)	Pulse 2-to-3 Spacing (us)	Pulse Start (s)	Chirp Width (MHZ)
1	0	0.6	2	76	1847	/	0.043	16
2	0.6	1.2	2	69	1516	/	0.828	16
3	1.2	1.8	3	96	1589	1817	1.436	16
4	1.8	2.4	3	89	1381	1888	2.290	16
5	2.4	3	1	53	/	/	2.500	16
6	3	3.6	3	86	1845	1896	3.593	16
7	3.6	4.2	2	66	1229	/	3.634	16
8	4.2	4.8	1	67	/	/	4.399	16
9	4.8	5.4	3	67	1416	1336	5.292	16
10	5.4	6	1	100	/	/	5.471	16
11	6	6.6	2	80	1440	/	6.279	16
12	6.6	7.2	1	81	/	/	7.075	16
13	7.2	7.8	1	52	/	/	7.752	16
14	7.8	8.4	1	68	/	/	7.869	16
15	8.4	9	1	83	/	/	8.719	16
16	9	9.6	1	99	/	/	9.157	16
17	9.6	10.2	1	74	/	/	9.612	16
18	10.2	10.8	2	73	1081	/	10.594	16
19	10.8	11.4	2	53	1546	/	10.878	16
20	11.4	12	2	75	1911	/	11.446	16

FCC Radar Type 5 Trial #24, Signal generator frequency: 5284.6 MHz

Burst #	Burst Interval(s)		Number of Pulses	Pulse Width (us)	Pulse 1-to-2 Spacing (us)	Pulse 2-to-3 Spacing (us)	Pulse Start (s)	Chirp Width (MHZ)
1	0	1	3	54	1190	1288	0.533	11
2	1	2	1	90	/	/	1.086	11
3	2	3	2	93	1434	/	2.317	11
4	3	4	3	76	1243	1117	3.071	11
5	4	5	3	73	1650	1167	4.719	11
6	5	6	3	78	1749	1537	5.142	11
7	6	7	1	85	/	/	6.978	11
8	7	8	3	60	1431	1634	7.824	11
9	8	9	2	82	1551	/	8.513	11
10	9	10	3	87	1880	1225	9.388	11
11	10	11	1	64	/	/	10.404	11
12	11	12	1	89	/	/	11.120	11

FCC Radar Type 5 Trial #25, Signal generator frequency: 5285.4 MHz

Burst #	Burst Interval(s)		Number of Pulses	Pulse Width (us)	Pulse 1-to-2 Spacing (us)	Pulse 2-to-3 Spacing (us)	Pulse Start (s)	Chirp Width (MHZ)
1	0	0.9	3	83	1763	1792	0.233	9
2	0.9	1.8	3	65	1334	1552	1.615	9
3	1.8	2.8	1	79	/	/	2.368	9
4	2.8	3.7	2	60	1516	/	3.218	9
5	3.7	4.6	2	65	1670	/	4.410	9
6	4.6	5.5	1	90	/	/	5.469	9
7	5.5	6.5	1	67	/	/	6.286	9
8	6.5	7.4	2	72	1562	/	7.046	9
9	7.4	8.3	2	94	1775	/	7.886	9
10	8.3	9.2	2	78	1468	/	9.013	9
11	9.2	10.2	1	82	/	/	9.715	9
12	10.2	11.1	2	95	1005	/	10.488	9
13	11.1	12	3	98	1524	1731	11.365	9

FCC Radar Type 5 Trial #26, Signal generator frequency: 5286.6 MHz

Burst #	Burst Interval(s)		Number of Pulses	Pulse Width (us)	Pulse 1-to-2 Spacing (us)	Pulse 2-to-3 Spacing (us)	Pulse Start (s)	Chirp Width (MHZ)
1	0	1.2	2	64	1443	/	1.086	6
2	1.2	2.4	1	73	/	/	1.478	6
3	2.4	3.6	1	77	/	/	2.456	6
4	3.6	4.8	1	57	/	/	3.975	6
5	4.8	6	1	91	/	/	5.613	6
6	6	7.2	1	84	/	/	7.098	6
7	7.2	8.4	3	79	1645	1410	8.332	6
8	8.4	9.6	1	97	/	/	9.142	6
9	9.6	10.8	1	97	/	/	9.617	6
10	10.8	12	3	61	1000	1302	11.916	6

FCC Radar Type 5 Trial #27, Signal generator frequency: 5283 MHz

Burst #	Burst Interval(s)		Number of Pulses	Pulse Width (us)	Pulse 1-to-2 Spacing (us)	Pulse 2-to-3 Spacing (us)	Pulse Start (s)	Chirp Width (MHZ)
1	0	1.1	3	62	1413	1357	1.074	15
2	1.1	2.2	3	97	1989	1685	1.857	15
3	2.2	3.3	2	63	1912	/	2.833	15
4	3.3	4.4	3	58	1133	1933	4.202	15
5	4.4	5.5	3	76	1596	1224	5.192	15
6	5.5	6.5	1	82	/	/	5.708	15
7	6.5	7.6	3	89	1357	1827	6.897	15
8	7.6	8.7	3	62	1816	1539	7.736	15
9	8.7	9.8	3	71	1736	1181	9.125	15
10	9.8	10.9	3	77	1308	1125	10.352	15
11	10.9	12	3	73	1132	1104	10.934	15

FCC Radar Type 5 Trial #28, Signal generator frequency: 5281.4 MHz

Burst #	Burst Interval(s)		Number of Pulses	Pulse Width (us)	Pulse 1-to-2 Spacing (us)	Pulse 2-to-3 Spacing (us)	Pulse Start (s)	Chirp Width (MHZ)
1	0	0.8	3	67	1158	1180	0.031	19
2	0.8	1.6	1	68	/	/	0.928	19
3	1.6	2.4	1	91	/	/	1.641	19
4	2.4	3.2	1	94	/	/	2.677	19
5	3.2	4	3	91	1965	1806	3.599	19
6	4	4.8	1	69	/	/	4.691	19
7	4.8	5.6	2	70	1090	/	4.923	19
8	5.6	6.4	2	79	1891	/	6.008	19
9	6.4	7.2	2	93	1710	/	7.001	19
10	7.2	8	1	76	/	/	7.317	19
11	8	8.8	2	70	1949	/	8.173	19
12	8.8	9.6	1	93	/	/	8.881	19
13	9.6	10.4	3	75	1457	1780	9.781	19
14	10.4	11.2	3	76	1312	1149	10.751	19
15	11.2	12	1	84	/	/	11.347	19

FCC Radar Type 5 Trial #29, Signal generator frequency: 5285.8 MHz

Burst #	Burst Interval(s)		Number of Pulses	Pulse Width (us)	Pulse 1-to-2 Spacing (us)	Pulse 2-to-3 Spacing (us)	Pulse Start (s)	Chirp Width (MHZ)
1	0	0.9	3	78	1785	1374	0.852	8
2	0.9	1.7	3	87	1882	1082	1.065	8
3	1.7	2.6	3	81	1182	1344	2.037	8
4	2.6	3.4	2	60	1712	/	2.702	8
5	3.4	4.3	2	96	1297	/	3.714	8
6	4.3	5.1	1	59	/	/	4.949	8
7	5.1	6	1	63	/	/	5.568	8
8	6	6.9	2	97	1904	/	6.571	8
9	6.9	7.7	2	50	1387	/	7.262	8
10	7.7	8.6	3	60	1699	1096	7.960	8
11	8.6	9.4	1	59	/	/	9.146	8
12	9.4	10.3	3	63	1818	1564	9.792	8
13	10.3	11.1	2	59	1496	/	10.508	8
14	11.1	12	1	85	/	/	11.757	8

FCC Radar Type 5 Trial #30, Signal generator frequency: 5284.2 MHz

Burst #	Burst Interval(s)		Number of Pulses	Pulse Width (us)	Pulse 1-to-2 Spacing (us)	Pulse 2-to-3 Spacing (us)	Pulse Start (s)	Chirp Width (MHZ)
1	0	0.6	1	98	/	/	0.112	12
2	0.6	1.3	3	89	1215	1316	0.850	12
3	1.3	1.9	2	90	1710	/	1.313	12
4	1.9	2.5	1	94	/	/	2.344	12
5	2.5	3.2	3	80	1936	1143	2.770	12
6	3.2	3.8	1	60	/	/	3.693	12
7	3.8	4.4	2	83	1683	/	3.852	12
8	4.4	5.1	2	72	1727	/	4.712	12
9	5.1	5.7	3	57	1363	1185	5.637	12
10	5.7	6.3	2	83	1507	/	5.717	12
11	6.3	6.9	2	69	1647	/	6.907	12
12	6.9	7.6	1	92	/	/	6.987	12
13	7.6	8.2	3	90	1160	1309	7.855	12
14	8.2	8.8	1	51	/	/	8.469	12
15	8.8	9.5	3	82	1779	1800	9.219	12
16	9.5	10.1	1	57	/	/	9.875	12
17	10.1	10.7	1	79	/	/	10.265	12
18	10.7	11.4	3	80	1669	1949	11.031	12
19	11.4	12	1	89	/	/	11.770	12

EUT Frequency = 5270MHz, 11n (HT40) mode, FCC Radar Type 6 Sim

Trials	Name	Result	Detection Percentage	Limits
1	FCC Radar Type 6 Test 1	Yes	100%	70%
2	FCC Radar Type 6 Test 2	Yes		
3	FCC Radar Type 6 Test 3	Yes		
4	FCC Radar Type 6 Test 4	Yes		
5	FCC Radar Type 6 Test 5	Yes		
6	FCC Radar Type 6 Test 6	Yes		
7	FCC Radar Type 6 Test 7	Yes		
8	FCC Radar Type 6 Test 8	Yes		
9	FCC Radar Type 6 Test 9	Yes		
10	FCC Radar Type 6 Test 10	Yes		
11	FCC Radar Type 6 Test 11	Yes		
12	FCC Radar Type 6 Test 12	Yes		
13	FCC Radar Type 6 Test 13	Yes		
14	FCC Radar Type 6 Test 14	Yes		
15	FCC Radar Type 6 Test 15	Yes		
16	FCC Radar Type 6 Test 16	Yes		
17	FCC Radar Type 6 Test 17	Yes		
18	FCC Radar Type 6 Test 18	Yes		
19	FCC Radar Type 6 Test 19	Yes		
20	FCC Radar Type 6 Test 20	Yes		
21	FCC Radar Type 6 Test 21	Yes		
22	FCC Radar Type 6 Test 22	Yes		
23	FCC Radar Type 6 Test 23	Yes		
24	FCC Radar Type 6 Test 24	Yes		
25	FCC Radar Type 6 Test 25	Yes		
26	FCC Radar Type 6 Test 26	Yes		
27	FCC Radar Type 6 Test 27	Yes		
28	FCC Radar Type 6 Test 28	Yes		
29	FCC Radar Type 6 Test 29	Yes		
30	FCC Radar Type 6 Test 30	Yes		

EUT Frequency =5270MHz, 11n (HT40) mode, FCC Radar Type 6 Hop

Trials	Name	Result	Detection Percentage	Limits
1	FCC Radar Type 6 Test 1	Yes	100%	70%
2	FCC Radar Type 6 Test 2	Yes		
3	FCC Radar Type 6 Test 3	Yes		
4	FCC Radar Type 6 Test 4	Yes		
5	FCC Radar Type 6 Test 5	Yes		
6	FCC Radar Type 6 Test 6	Yes		
7	FCC Radar Type 6 Test 7	Yes		
8	FCC Radar Type 6 Test 8	Yes		
9	FCC Radar Type 6 Test 9	Yes		
10	FCC Radar Type 6 Test 10	Yes		
11	FCC Radar Type 6 Test 11	Yes		
12	FCC Radar Type 6 Test 12	Yes		
13	FCC Radar Type 6 Test 13	Yes		
14	FCC Radar Type 6 Test 14	Yes		
15	FCC Radar Type 6 Test 15	Yes		
16	FCC Radar Type 6 Test 16	Yes		
17	FCC Radar Type 6 Test 17	Yes		
18	FCC Radar Type 6 Test 18	Yes		
19	FCC Radar Type 6 Test 19	Yes		
20	FCC Radar Type 6 Test 20	Yes		
21	FCC Radar Type 6 Test 21	Yes		
22	FCC Radar Type 6 Test 22	Yes		
23	FCC Radar Type 6 Test 23	Yes		
24	FCC Radar Type 6 Test 24	Yes		
25	FCC Radar Type 6 Test 25	Yes		
26	FCC Radar Type 6 Test 26	Yes		
27	FCC Radar Type 6 Test 27	Yes		
28	FCC Radar Type 6 Test 28	Yes		
29	FCC Radar Type 6 Test 29	Yes		
30	FCC Radar Type 6 Test 30	Yes		

EUT Frequency = 5290MHz, 11ac (VHT80) mode, FCC Radar Type 1

Trials	Pulse Repetition Frequency Number (1 to 23)	Pulse Repetition Frequency (Pulses Per Second)	Pulse Repetition Interval (Microseconds)	Result	Detection Percentage	Limits
1	3	1792.1	558	Yes	100.00%	60%
2	12	1355	738	Yes		
3	13	1319.3	758	Yes		
4	22	1066.1	938	Yes		
5	1	1930.5	518	Yes		
6	14	1285.3	778	Yes		
7	9	1474.9	678	Yes		
8	4	1730.1	578	Yes		
9	11	1392.8	718	Yes		
10	7	1567.4	638	Yes		
11	10	1432.7	698	Yes		
12	17	1193.3	838	Yes		
13	16	1222.5	818	Yes		
14	8	1519.8	658	Yes		
15	15	1253.1	798	Yes		
16	23	326.2	902	Yes		
17	20	1113.6	1499	Yes		
18	18	1165.6	2043	Yes		
19	21	1089.3	2635	Yes		
20	2	1858.7	1743	Yes		
21	6	1618.1	622	Yes		
22	19	1139	2233	Yes		
23	5	1672.2	1902	Yes		
24	8	1519.8	1487	Yes		
25	16	1222.5	1800	Yes		
26	14	1285.3	2091	Yes		
27	7	1567.4	1328	Yes		
28	21	1089.3	956	Yes		
29	12	1355	969	Yes		
30	9	1474.9	1101	Yes		

EUT Frequency = 5290MHz, 11ac (VHT80)mode, FCC Radar Type 2

Trials	Number Pulses per Burst	Pulse Width (us)	PRI (us)	Result	Detection Percentage	Limits
1	29	4.2	176	Yes	100.00%	60%
2	23	3.7	188	Yes		
3	26	2.4	185	Yes		
4	24	2	164	Yes		
5	23	1.4	214	Yes		
6	25	4.1	208	Yes		
7	29	3.5	212	Yes		
8	26	1.4	170	Yes		
9	24	3.6	186	Yes		
10	29	3.8	160	Yes		
11	26	4.4	162	Yes		
12	24	4.4	205	Yes		
13	25	2.4	182	Yes		
14	28	4.4	206	Yes		
15	23	4.4	213	Yes		
16	27	2.9	213	Yes		
17	23	2.3	154	Yes		
18	27	4.3	196	Yes		
19	27	4.5	219	Yes		
20	26	2.5	221	Yes		
21	29	3.2	219	Yes		
22	28	2.7	163	Yes		
23	28	3.5	203	Yes		
24	29	3.9	170	Yes		
25	27	2	154	Yes		
26	23	1.3	200	Yes		
27	28	1.9	173	Yes		
28	24	2.3	216	Yes		
29	27	2.2	214	Yes		
30	27	2.4	162	Yes		

EUT Frequency =5290MHz, 11ac (VHT80) mode, FCC Radar Type 3

Trials	Number Pulses per Burst	Pulse Width (us)	PRI (us)	Result	Detection Percentage	Limits
1	16	8.9	259	Yes	100.00%	60%
2	16	7.4	376	Yes		
3	17	6.2	283	Yes		
4	16	6.9	352	Yes		
5	18	8.8	421	Yes		
6	16	6.1	326	Yes		
7	18	7.4	214	Yes		
8	16	8.4	298	Yes		
9	17	9.2	416	Yes		
10	16	6.2	280	Yes		
11	16	8.4	464	Yes		
12	18	7.8	382	Yes		
13	16	8.8	230	Yes		
14	17	8.1	458	Yes		
15	16	9.3	269	Yes		
16	18	10	460	Yes		
17	17	7	412	Yes		
18	17	7.8	343	Yes		
19	17	8.4	318	Yes		
20	16	7	356	Yes		
21	16	6.4	243	Yes		
22	18	9.3	353	Yes		
23	16	9.8	473	Yes		
24	18	9.4	484	Yes		
25	18	8.6	313	Yes		
26	18	8.5	309	Yes		
27	16	6.5	216	Yes		
28	18	7.4	497	Yes		
29	16	9.5	296	Yes		
30	18	6.4	473	Yes		

EUT Frequency = 5290MHz, 11ac (VHT80) mode, FCC Radar Type 4

Trials	Number Pulses per Burst	Pulse Width (us)	PRI (us)	Result	Detection Percentage	Limits
1	15	12.2	446	Yes	100.00%	60%
2	13	17.1	267	Yes		
3	16	17.1	342	Yes		
4	13	15.5	207	Yes		
5	12	19.8	431	Yes		
6	13	12.8	424	Yes		
7	14	14	292	Yes		
8	15	19.6	203	Yes		
9	16	12.2	406	Yes		
10	15	16.5	352	Yes		
11	14	12.9	437	Yes		
12	15	11.8	460	Yes		
13	14	16	303	Yes		
14	12	14.3	400	Yes		
15	16	13.7	368	Yes		
16	16	18.1	346	Yes		
17	14	18.7	305	Yes		
18	14	16.8	465	Yes		
19	16	11.3	203	Yes		
20	14	12	244	Yes		
21	13	13.7	476	Yes		
22	15	17.1	242	Yes		
23	13	15.3	468	Yes		
24	14	11.3	416	Yes		
25	14	12	376	Yes		
26	13	11	350	Yes		
27	16	11.4	407	Yes		
28	13	12.4	384	Yes		
29	12	17.9	487	Yes		
30	16	13	316	Yes		

Note: In addition an average minimum percentage of successful detection across all four Short pulse radar test waveforms is as follows:

$$\frac{P_d1+P_d2+P_d3+P_d4}{4} = \frac{(96.67\%+100\%+96.67\%+100\%)}{4} = 98.347\% (>80\%)$$

EUT Frequency = 5290 MHz, 11ac (VHT80) mode, FCC Radar Type 5

Trials	Name	Result	Detection Percentage	Limits
1	FCC Radar Type 5 Test 1	Yes	100.00%	80%
2	FCC Radar Type 5 Test 2	Yes		
3	FCC Radar Type 5 Test 3	Yes		
4	FCC Radar Type 5 Test 4	Yes		
5	FCC Radar Type 5 Test 5	Yes		
6	FCC Radar Type 5 Test 6	Yes		
7	FCC Radar Type 5 Test 7	Yes		
8	FCC Radar Type 5 Test 8	Yes		
9	FCC Radar Type 5 Test 9	Yes		
10	FCC Radar Type 5 Test 10	Yes		
11	FCC Radar Type 5 Test 11	Yes		
12	FCC Radar Type 5 Test 12	Yes		
13	FCC Radar Type 5 Test 13	Yes		
14	FCC Radar Type 5 Test 14	Yes		
15	FCC Radar Type 5 Test 15	Yes		
16	FCC Radar Type 5 Test 16	Yes		
17	FCC Radar Type 5 Test 17	Yes		
18	FCC Radar Type 5 Test 18	Yes		
19	FCC Radar Type 5 Test 19	Yes		
20	FCC Radar Type 5 Test 20	Yes		
21	FCC Radar Type 5 Test 21	Yes		
22	FCC Radar Type 5 Test 22	Yes		
23	FCC Radar Type 5 Test 23	Yes		
24	FCC Radar Type 5 Test 24	Yes		
25	FCC Radar Type 5 Test 25	Yes		
26	FCC Radar Type 5 Test 26	Yes		
27	FCC Radar Type 5 Test 27	Yes		
28	FCC Radar Type 5 Test 28	Yes		
29	FCC Radar Type 5 Test 29	Yes		
30	FCC Radar Type 5 Test 30	Yes		

FCC Radar Type 5 Trial #1, Signal generator frequency: 5255.4 MHz

Burst #	Burst Interval(s)		Number of Pulses	Pulse Width (us)	Pulse 1-to-2 Spacing (us)	Pulse 2-to-3 Spacing (us)	Pulse Start (s)	Chirp Width (MHZ)
1	0	0.7	1	80	/	/	0.602	11
2	0.7	1.4	1	97	/	/	1.133	11
3	1.4	2.1	3	51	1472	1198	2.064	11
4	2.1	2.8	3	69	1237	1085	2.29	11
5	2.8	3.5	2	73	1751	/	3.309	11
6	3.5	4.2	2	75	1960	/	4.226	11
7	4.2	4.9	1	69	/	/	4.879	11
8	4.9	5.6	1	85	/	/	5.281	11
9	5.6	6.4	3	93	1542	1759	5.911	11
10	6.4	7.1	1	60	/	/	6.454	11
11	7.1	7.8	3	72	1033	1932	7.258	11
12	7.8	8.5	3	57	1406	1159	8.43	11
13	8.5	9.2	2	76	1887	/	8.558	11
14	9.2	9.9	1	80	/	/	9.501	11
15	9.9	10.6	2	99	1211	/	10.375	11
16	10.6	11.3	2	93	1665	/	10.967	11
17	11.3	12	1	71	/	/	11.304	11

FCC Radar Type 5 Trial #2, Signal generator frequency: 5256.2 MHz

Burst #	Burst Interval(s)		Number of Pulses	Pulse Width (us)	Pulse 1-to-2 Spacing (us)	Pulse 2-to-3 Spacing (us)	Pulse Start (s)	Chirp Width (MHZ)
1	0	1.3	2	68	1088	/	1.212	13
2	1.3	2.7	2	54	1411	/	2.207	13
3	2.7	4	2	72	1446	/	3.883	13
4	4	5.3	3	76	1457	1466	4.896	13
5	5.3	6.7	2	99	1732	/	6.436	13
6	6.7	8	2	57	1296	/	7.566	13
7	8	9.3	2	57	1217	/	9.283	13
8	9.3	10.7	1	93	/	/	10.048	13
9	10.7	12	1	79	/	/	11.727	13

FCC Radar Type 5 Trial #3, Signal generator frequency: 5259 MHz

Burst #	Burst Interval(s)		Number of Pulses	Pulse Width (us)	Pulse 1-to-2 Spacing (us)	Pulse 2-to-3 Spacing (us)	Pulse Start (s)	Chirp Width (MHZ)
1	0	1.5	2	99	1369	/	0.527	20
2	1.5	3	2	50	1520	/	1.802	20
3	3	4.5	1	89	/	/	4.061	20
4	4.5	6	1	96	/	/	5.844	20
5	6	7.5	2	90	1812	/	6.775	20
6	7.5	9	2	57	1215	/	8.794	20
7	9	10.5	2	85	1477	/	9.23	20
8	10.5	12	2	67	1389	/	10.674	20

FCC Radar Type 5 Trial #4, Signal generator frequency: 5255.8 MHz

Burst #	Burst Interval(s)		Number of Pulses	Pulse Width (us)	Pulse 1-to-2 Spacing (us)	Pulse 2-to-3 Spacing (us)	Pulse Start (s)	Chirp Width (MHZ)
1	0	1.3	1	94	/	/	0.682	12
2	1.3	2.7	1	72	/	/	2.206	12
3	2.7	4	1	61	/	/	3.868	12
4	4	5.3	1	68	/	/	4.997	12
5	5.3	6.7	3	53	1012	1443	5.668	12
6	6.7	8	3	87	1138	1204	7.445	12
7	8	9.3	1	64	/	/	8.8	12
8	9.3	10.7	3	54	1973	1140	10.02	12
9	10.7	12	3	90	1805	1165	11.218	12

FCC Radar Type 5 Trial #5, Signal generator frequency: 5253 MHz

Burst #	Burst Interval(s)		Number of Pulses	Pulse Width (us)	Pulse 1-to-2 Spacing (us)	Pulse 2-to-3 Spacing (us)	Pulse Start (s)	Chirp Width (MHZ)
1	0	1.1	1	89	/	/	0.811	5
2	1.1	2.2	2	57	1025	/	1.772	5
3	2.2	3.3	2	82	1474	/	3.234	5
4	3.3	4.4	2	96	1250	/	3.597	5
5	4.4	5.5	2	87	1576	/	5.379	5
6	5.5	6.5	3	56	1804	1651	6.384	5
7	6.5	7.6	2	94	1453	/	7.315	5
8	7.6	8.7	2	69	1216	/	7.757	5
9	8.7	9.8	1	100	/	/	8.852	5
10	9.8	10.9	3	82	1688	1311	10.108	5
11	10.9	12	1	95	/	/	11.415	5

FCC Radar Type 5 Trial #6, Signal generator frequency: 5257.4 MHz

Burst #	Burst Interval(s)		Number of Pulses	Pulse Width (us)	Pulse 1-to-2 Spacing (us)	Pulse 2-to-3 Spacing (us)	Pulse Start (s)	Chirp Width (MHZ)
1	0	1	2	52	1912	/	0.586	16
2	1	2	2	51	1082	/	1.361	16
3	2	3	1	89	/	/	2.851	16
4	3	4	1	63	/	/	3.073	16
5	4	5	1	100	/	/	4.789	16
6	5	6	2	71	1583	/	5.818	16
7	6	7	2	53	1866	/	6.501	16
8	7	8	3	52	1017	1920	7.022	16
9	8	9	2	76	1232	/	8.564	16
10	9	10	2	74	1710	/	9.981	16
11	10	11	1	77	/	/	11.005	16
12	11	12	2	79	1832	/	11.445	16

FCC Radar Type 5 Trial #7, Signal generator frequency: 5255 MHz

Burst #	Burst Interval(s)		Number of Pulses	Pulse Width (us)	Pulse 1-to-2 Spacing (us)	Pulse 2-to-3 Spacing (us)	Pulse Start (s)	Chirp Width (MHZ)
1	0	0.9	2	71	1167	/	0.42	10
2	0.9	1.7	3	78	1876	1788	1.57	10
3	1.7	2.6	2	51	1565	/	1.949	10
4	2.6	3.4	2	68	1001	/	2.671	10
5	3.4	4.3	1	62	/	/	3.793	10
6	4.3	5.1	3	70	1031	1809	4.9	10
7	5.1	6	3	57	1047	1058	5.77	10
8	6	6.9	2	63	1318	/	6.66	10
9	6.9	7.7	3	85	1523	1213	7.329	10
10	7.7	8.6	2	74	1972	/	8.28	10
11	8.6	9.4	2	99	1828	/	9.046	10
12	9.4	10.3	3	54	1741	1041	10.189	10
13	10.3	11.1	3	61	1062	1071	10.583	10
14	11.1	12	2	61	1230	/	11.197	10

FCC Radar Type 5 Trial #8, Signal generator frequency: 5254 MHz

Burst #	Burst Interval(s)		Number of Pulses	Pulse Width (us)	Pulse 1-to-2 Spacing (us)	Pulse 2-to-3 Spacing (us)	Pulse Start (s)	Chirp Width (MHZ)
1	0	1.5	1	52	/	/	1.247	8
2	1.5	3	3	70	1501	1944	2.489	8
3	3	4.5	3	94	1118	1495	4.258	8
4	4.5	6	2	79	1003	/	5.541	8
5	6	7.5	3	53	1171	1422	7	8
6	7.5	9	1	78	/	/	7.577	8
7	9	10.5	2	69	1950	/	10.289	8
8	10.5	12	3	60	1011	1007	11.676	8

FCC Radar Type 5 Trial #9, Signal generator frequency: 5255 MHz

Burst #	Burst Interval(s)		Number of Pulses	Pulse Width (us)	Pulse 1-to-2 Spacing (us)	Pulse 2-to-3 Spacing (us)	Pulse Start (s)	Chirp Width (MHZ)
1	0	0.9	1	98	/	/	0.733	9
2	0.9	1.8	2	67	1370	/	1.57	9
3	1.8	2.8	2	58	1016	/	2.561	9
4	2.8	3.7	1	89	/	/	3.612	9
5	3.7	4.6	2	83	1264	/	3.751	9
6	4.6	5.5	2	82	1261	/	5.478	9
7	5.5	6.5	2	89	1808	/	6.277	9
8	6.5	7.4	3	81	1050	1899	6.982	9
9	7.4	8.3	1	62	/	/	7.57	9
10	8.3	9.2	3	91	1906	1489	8.468	9
11	9.2	10.2	2	92	1542	/	10.144	9
12	10.2	11.1	2	86	1864	/	10.809	9
13	11.1	12	2	61	1361	/	11.266	9

FCC Radar Type 5 Trial #10, Signal generator frequency: 5256.6 MHz

Burst #	Burst Interval(s)		Number of Pulses	Pulse Width (us)	Pulse 1-to-2 Spacing (us)	Pulse 2-to-3 Spacing (us)	Pulse Start (s)	Chirp Width (MHZ)
1	0	1	3	75	1237	1890	0.46	14
2	1	2	2	75	1355	/	1.85	14
3	2	3	3	88	1030	1879	2.075	14
4	3	4	3	91	1238	1603	3.754	14
5	4	5	2	92	1887	/	4.786	14
6	5	6	1	60	/	/	5.322	14
7	6	7	2	69	1993	/	6.706	14
8	7	8	1	100	/	/	7.657	14
9	8	9	3	51	1837	1340	8.468	14
10	9	10	2	93	1117	/	9.348	14
11	10	11	1	82	/	/	10.639	14
12	11	12	1	90	/	/	11.238	14

FCC Radar Type 5 Trial #11, Signal generator frequency: 5290 MHz

Burst #	Burst Interval(s)		Number of Pulses	Pulse Width (us)	Pulse 1-to-2 Spacing (us)	Pulse 2-to-3 Spacing (us)	Pulse Start (s)	Chirp Width (MHZ)
1	0	0.9	2	68	1423	/	0.434	18
2	0.9	1.8	3	75	1412	1597	1.134	18
3	1.8	2.8	1	79	/	/	1.881	18
4	2.8	3.7	2	56	1738	/	3.094	18
5	3.7	4.6	2	75	1413	/	4.424	18
6	4.6	5.5	3	85	1139	1580	4.915	18
7	5.5	6.5	2	90	1609	/	6.33	18
8	6.5	7.4	2	98	1120	/	7.203	18
9	7.4	8.3	2	55	1638	/	7.956	18
10	8.3	9.2	2	63	1230	/	8.816	18
11	9.2	10.2	2	71	1684	/	9.73	18
12	10.2	11.1	2	97	1270	/	11.057	18
13	11.1	12	3	97	1569	1990	11.683	18

FCC Radar Type 5 Trial #12, Signal generator frequency: 5290 MHz

Burst #	Burst Interval(s)		Number of Pulses	Pulse Width (us)	Pulse 1-to-2 Spacing (us)	Pulse 2-to-3 Spacing (us)	Pulse Start (s)	Chirp Width (MHZ)
1	0	1.2	2	89	1794	/	0.291	19
2	1.2	2.4	2	100	1605	/	1.7	19
3	2.4	3.6	2	54	1729	/	2.451	19
4	3.6	4.8	2	98	1108	/	3.882	19
5	4.8	6	2	71	1371	/	4.834	19
6	6	7.2	3	64	1145	1705	6.233	19
7	7.2	8.4	3	60	1791	1299	8.222	19
8	8.4	9.6	2	55	1808	/	8.838	19
9	9.6	10.8	2	63	1816	/	9.796	19
10	10.8	12	2	51	1675	/	10.909	19

FCC Radar Type 5 Trial #13, Signal generator frequency: 5290 MHz

Burst #	Burst Interval(s)		Number of Pulses	Pulse Width (us)	Pulse 1-to-2 Spacing (us)	Pulse 2-to-3 Spacing (us)	Pulse Start (s)	Chirp Width (MHZ)
1	0	1.1	2	85	1341	/	0.6	11
2	1.1	2.2	1	99	/	/	2.12	11
3	2.2	3.3	2	64	1362	/	2.381	11
4	3.3	4.4	1	57	/	/	3.503	11
5	4.4	5.5	1	71	/	/	5.304	11
6	5.5	6.5	1	57	/	/	6.013	11
7	6.5	7.6	1	93	/	/	7.185	11
8	7.6	8.7	2	88	1461	/	8.399	11
9	8.7	9.8	3	52	1753	1753	9.475	11
10	9.8	10.9	1	62	/	/	10.531	11
11	10.9	12	3	95	1033	1033	11.566	11

FCC Radar Type 5 Trial #14, Signal generator frequency: 5290 MHz

Burst #	Burst Interval(s)		Number of Pulses	Pulse Width (us)	Pulse 1-to-2 Spacing (us)	Pulse 2-to-3 Spacing (us)	Pulse Start (s)	Chirp Width (MHZ)
1	0	0.9	1	78	/	/	0.374	6
2	0.9	1.8	3	51	1585	1983	1.304	6
3	1.8	2.8	1	97	/	/	2.71	6
4	2.8	3.7	1	64	/	/	3.488	6
5	3.7	4.6	3	78	1673	1375	4.296	6
6	4.6	5.5	3	81	1348	1750	5.029	6
7	5.5	6.5	1	89	/	/	5.843	6
8	6.5	7.4	2	57	1501	/	7.088	6
9	7.4	8.3	2	57	1377	/	7.505	6
10	8.3	9.2	1	75	/	/	8.954	6
11	9.2	10.2	2	91	1504	/	10.137	6
12	10.2	11.1	1	59	/	/	11.052	6
13	11.1	12	1	71	/	/	11.198	6

FCC Radar Type 5 Trial #15, Signal generator frequency: 5290 MHz

Burst #	Burst Interval(s)		Number of Pulses	Pulse Width (us)	Pulse 1-to-2 Spacing (us)	Pulse 2-to-3 Spacing (us)	Pulse Start (s)	Chirp Width (MHZ)
1	0	1.3	2	88	1612	/	0.872	14
2	1.3	2.7	1	89	/	/	1.8	14
3	2.7	4	2	63	1326	/	2.886	14
4	4	5.3	1	69	/	/	5.226	14
5	5.3	6.7	1	65	/	/	5.905	14
6	6.7	8	2	73	1667	/	7.558	14
7	8	9.3	1	64	/	/	8.812	14
8	9.3	10.7	3	69	1026	1172	9.451	14
9	10.7	12	1	85	/	/	11.212	14

FCC Radar Type 5 Trial #16, Signal generator frequency: 5290 MHz

Burst #	Burst Interval(s)		Number of Pulses	Pulse Width (us)	Pulse 1-to-2 Spacing (us)	Pulse 2-to-3 Spacing (us)	Pulse Start (s)	Chirp Width (MHZ)
1	0	1.1	1	99	/	/	0.829	16
2	1.1	2.2	3	78	1375	1648	1.916	16
3	2.2	3.3	2	90	1330	/	3.194	16
4	3.3	4.4	1	53	/	/	4.336	16
5	4.4	5.5	2	94	1319	/	4.933	16
6	5.5	6.5	2	86	1158	/	6.002	16
7	6.5	7.6	2	87	1645	/	7.424	16
8	7.6	8.7	3	59	1049	1703	7.812	16
9	8.7	9.8	2	75	1319	/	9.66	16
10	9.8	10.9	3	67	1504	1890	9.978	16
11	10.9	12	3	99	1792	1268	11.06	16

FCC Radar Type 5 Trial #17, Signal generator frequency: 5290 MHz

Burst #	Burst Interval(s)		Number of Pulses	Pulse Width (us)	Pulse 1-to-2 Spacing (us)	Pulse 2-to-3 Spacing (us)	Pulse Start (s)	Chirp Width (MHZ)
1	0	1.2	2	52	1407	/	0.156	13
2	1.2	2.4	2	97	1763	/	2.041	13
3	2.4	3.6	3	69	1655	1013	3.43	13
4	3.6	4.8	3	85	1033	1012	3.839	13
5	4.8	6	1	71	/	/	5.01	13
6	6	7.2	1	53	/	/	6.637	13
7	7.2	8.4	2	67	1067	/	8.399	13
8	8.4	9.6	2	61	1068	/	8.54	13
9	9.6	10.8	2	79	1839	/	10.763	13
10	10.8	12	2	78	1857	/	11.051	13

FCC Radar Type 5 Trial #18, Signal generator frequency: 5290 MHz

Burst #	Burst Interval(s)		Number of Pulses	Pulse Width (us)	Pulse 1-to-2 Spacing (us)	Pulse 2-to-3 Spacing (us)	Pulse Start (s)	Chirp Width (MHZ)
1	0	0.8	2	91	1873	/	0.259	9
2	0.8	1.6	2	99	1242	/	1.01	9
3	1.6	2.4	2	54	1625	/	2.06	9
4	2.4	3.2	2	65	1834	/	3.157	9
5	3.2	4	2	91	1696	/	3.417	9
6	4	4.8	3	57	1766	1143	4.557	9
7	4.8	5.6	3	76	1543	1561	4.89	9
8	5.6	6.4	2	74	1343	/	5.619	9
9	6.4	7.2	1	85	/	/	7.17	9
10	7.2	8	3	97	1560	1823	7.705	9
11	8	8.8	1	71	/	/	8.549	9
12	8.8	9.6	2	86	1094	/	9.396	9
13	9.6	10.4	2	52	1523	/	9.99	9
14	10.4	11.2	3	56	1429	1321	10.539	9
15	11.2	12	3	52	1376	1610	11.251	9

FCC Radar Type 5 Trial #19, Signal generator frequency: 5290 MHz

Burst #	Burst Interval(s)		Number of Pulses	Pulse Width (us)	Pulse 1-to-2 Spacing (us)	Pulse 2-to-3 Spacing (us)	Pulse Start (s)	Chirp Width (MHZ)
1	0	0.9	2	90	1656	/	0.015	15
2	0.9	1.8	2	82	1762	/	1.449	15
3	1.8	2.8	3	74	1496	1860	2.695	15
4	2.8	3.7	2	64	1984	/	3.677	15
5	3.7	4.6	2	54	1485	/	4.241	15
6	4.6	5.5	1	99	/	/	5.002	15
7	5.5	6.5	2	51	1010	/	5.705	15
8	6.5	7.4	3	87	1833	1841	7.193	15
9	7.4	8.3	3	71	1857	1146	7.491	15
10	8.3	9.2	3	76	1593	1656	8.488	15
11	9.2	10.2	2	61	1120	/	9.554	15
12	10.2	11.1	1	67	/	/	10.902	15
13	11.1	12	1	51	/	/	11.634	15

FCC Radar Type 5 Trial #20, Signal generator frequency: 5290 MHz

Burst #	Burst Interval(s)		Number of Pulses	Pulse Width (us)	Pulse 1-to-2 Spacing (us)	Pulse 2-to-3 Spacing (us)	Pulse Start (s)	Chirp Width (MHZ)
1	0	1	1	95	/	/	0.603	7
2	1	2	2	99	1653	/	1.943	7
3	2	3	3	82	1917	1022	2.717	7
4	3	4	3	93	1372	1017	3.793	7
5	4	5	2	70	1829	/	4.434	7
6	5	6	1	52	/	/	5.502	7
7	6	7	3	76	1173	1301	6.107	7
8	7	8	2	73	1209	/	7.678	7
9	8	9	2	82	1597	/	8.653	7
10	9	10	3	50	1296	1986	9.09	7
11	10	11	1	89	/	/	10.37	7
12	11	12	1	61	/	/	11.732	7

FCC Radar Type 5 Trial #21, Signal generator frequency: 5325 MHz

Burst #	Burst Interval(s)		Number of Pulses	Pulse Width (us)	Pulse 1-to-2 Spacing (us)	Pulse 2-to-3 Spacing (us)	Pulse Start (s)	Chirp Width (MHZ)
1	0	1.3	2	95	1223	/	0.163	10
2	1.3	2.7	2	79	1835	/	1.706	10
3	2.7	4	2	77	1351	/	3.216	10
4	4	5.3	2	64	1886	/	4.517	10
5	5.3	6.7	1	94	/	/	5.617	10
6	6.7	8	3	60	1145	1876	7.471	10
7	8	9.3	2	56	1888	/	8.458	10
8	9.3	10.7	1	59	/	/	9.825	10
9	10.7	12.0	2	77	1034	/	10.807	10

FCC Radar Type 5 Trial #22, Signal generator frequency: 5321.8 MHz

Burst #	Burst Interval(s)		Number of Pulses	Pulse Width (us)	Pulse 1-to-2 Spacing (us)	Pulse 2-to-3 Spacing (us)	Pulse Start (s)	Chirp Width (MHZ)
1	0	0.9	3	56	1772	1714	0.660	18
2	0.9	1.7	1	70	/	/	1.327	18
3	1.7	2.6	2	69	1302	/	1.871	18
4	2.6	3.4	3	100	1533	1072	3.256	18
5	3.4	4.3	3	62	1165	1357	3.462	18
6	4.3	5.1	3	93	1783	1531	4.950	18
7	5.1	6	2	68	1456	/	5.732	18
8	6	6.9	3	81	1303	1367	6.293	18
9	6.9	7.7	3	80	1261	1571	7.257	18
10	7.7	8.6	2	90	1705	/	7.999	18
11	8.6	9.4	2	94	1386	/	9.313	18
12	9.4	10.3	3	76	1362	1418	9.977	18
13	10.3	11.1	1	63	/	/	10.892	18
14	11.1	12	3	75	1488	1852	11.826	18

FCC Radar Type 5 Trial #23, Signal generator frequency: 5322.6 MHz

Burst #	Burst Interval(s)		Number of Pulses	Pulse Width (us)	Pulse 1-to-2 Spacing (us)	Pulse 2-to-3 Spacing (us)	Pulse Start (s)	Chirp Width (MHZ)
1	0	0.6	2	76	1847	/	0.043	16
2	0.6	1.2	2	69	1516	/	0.828	16
3	1.2	1.8	3	96	1589	1817	1.436	16
4	1.8	2.4	3	89	1381	1888	2.290	16
5	2.4	3	1	53	/	/	2.500	16
6	3	3.6	3	86	1845	1896	3.593	16
7	3.6	4.2	2	66	1229	/	3.634	16
8	4.2	4.8	1	67	/	/	4.399	16
9	4.8	5.4	3	67	1416	1336	5.292	16
10	5.4	6	1	100	/	/	5.471	16
11	6	6.6	2	80	1440	/	6.279	16
12	6.6	7.2	1	81	/	/	7.075	16
13	7.2	7.8	1	52	/	/	7.752	16
14	7.8	8.4	1	68	/	/	7.869	16
15	8.4	9	1	83	/	/	8.719	16
16	9	9.6	1	99	/	/	9.157	16
17	9.6	10.2	1	74	/	/	9.612	16
18	10.2	10.8	2	73	1081	/	10.594	16
19	10.8	11.4	2	53	1546	/	10.878	16
20	11.4	12	2	75	1911	/	11.446	16

FCC Radar Type 5 Trial #24, Signal generator frequency: 5324.6 MHz

Burst #	Burst Interval(s)		Number of Pulses	Pulse Width (us)	Pulse 1-to-2 Spacing (us)	Pulse 2-to-3 Spacing (us)	Pulse Start (s)	Chirp Width (MHZ)
1	0	1	3	54	1190	1288	0.533	11
2	1	2	1	90	/	/	1.086	11
3	2	3	2	93	1434	/	2.317	11
4	3	4	3	76	1243	1117	3.071	11
5	4	5	3	73	1650	1167	4.719	11
6	5	6	3	78	1749	1537	5.142	11
7	6	7	1	85	/	/	6.978	11
8	7	8	3	60	1431	1634	7.824	11
9	8	9	2	82	1551	/	8.513	11
10	9	10	3	87	1880	1225	9.388	11
11	10	11	1	64	/	/	10.404	11
12	11	12	1	89	/	/	11.120	11

FCC Radar Type 5 Trial #25, Signal generator frequency: 5325.4 MHz

Burst #	Burst Interval(s)		Number of Pulses	Pulse Width (us)	Pulse 1-to-2 Spacing (us)	Pulse 2-to-3 Spacing (us)	Pulse Start (s)	Chirp Width (MHZ)
1	0	0.9	3	83	1763	1792	0.233	9
2	0.9	1.8	3	65	1334	1552	1.615	9
3	1.8	2.8	1	79	/	/	2.368	9
4	2.8	3.7	2	60	1516	/	3.218	9
5	3.7	4.6	2	65	1670	/	4.410	9
6	4.6	5.5	1	90	/	/	5.469	9
7	5.5	6.5	1	67	/	/	6.286	9
8	6.5	7.4	2	72	1562	/	7.046	9
9	7.4	8.3	2	94	1775	/	7.886	9
10	8.3	9.2	2	78	1468	/	9.013	9
11	9.2	10.2	1	82	/	/	9.715	9
12	10.2	11.1	2	95	1005	/	10.488	9
13	11.1	12	3	98	1524	1731	11.365	9

FCC Radar Type 5 Trial #26, Signal generator frequency: 5326.6 MHz

Burst #	Burst Interval(s)		Number of Pulses	Pulse Width (us)	Pulse 1-to-2 Spacing (us)	Pulse 2-to-3 Spacing (us)	Pulse Start (s)	Chirp Width (MHZ)
1	0	1.2	2	64	1443	/	1.086	6
2	1.2	2.4	1	73	/	/	1.478	6
3	2.4	3.6	1	77	/	/	2.456	6
4	3.6	4.8	1	57	/	/	3.975	6
5	4.8	6	1	91	/	/	5.613	6
6	6	7.2	1	84	/	/	7.098	6
7	7.2	8.4	3	79	1645	1410	8.332	6
8	8.4	9.6	1	97	/	/	9.142	6
9	9.6	10.8	1	97	/	/	9.617	6
10	10.8	12	3	61	1000	1302	11.916	6

FCC Radar Type 5 Trial #27, Signal generator frequency: 5323 MHz

Burst #	Burst Interval(s)		Number of Pulses	Pulse Width (us)	Pulse 1-to-2 Spacing (us)	Pulse 2-to-3 Spacing (us)	Pulse Start (s)	Chirp Width (MHZ)
1	0	1.1	3	62	1413	1357	1.074	15
2	1.1	2.2	3	97	1989	1685	1.857	15
3	2.2	3.3	2	63	1912	/	2.833	15
4	3.3	4.4	3	58	1133	1933	4.202	15
5	4.4	5.5	3	76	1596	1224	5.192	15
6	5.5	6.5	1	82	/	/	5.708	15
7	6.5	7.6	3	89	1357	1827	6.897	15
8	7.6	8.7	3	62	1816	1539	7.736	15
9	8.7	9.8	3	71	1736	1181	9.125	15
10	9.8	10.9	3	77	1308	1125	10.352	15
11	10.9	12	3	73	1132	1104	10.934	15

FCC Radar Type 5 Trial #28, Signal generator frequency: 5321.4 MHz

Burst #	Burst Interval(s)		Number of Pulses	Pulse Width (us)	Pulse 1-to-2 Spacing (us)	Pulse 2-to-3 Spacing (us)	Pulse Start (s)	Chirp Width (MHZ)
1	0	0.8	3	67	1158	1180	0.031	19
2	0.8	1.6	1	68	/	/	0.928	19
3	1.6	2.4	1	91	/	/	1.641	19
4	2.4	3.2	1	94	/	/	2.677	19
5	3.2	4	3	91	1965	1806	3.599	19
6	4	4.8	1	69	/	/	4.691	19
7	4.8	5.6	2	70	1090	/	4.923	19
8	5.6	6.4	2	79	1891	/	6.008	19
9	6.4	7.2	2	93	1710	/	7.001	19
10	7.2	8	1	76	/	/	7.317	19
11	8	8.8	2	70	1949	/	8.173	19
12	8.8	9.6	1	93	/	/	8.881	19
13	9.6	10.4	3	75	1457	1780	9.781	19
14	10.4	11.2	3	76	1312	1149	10.751	19
15	11.2	12	1	84	/	/	11.347	19

FCC Radar Type 5 Trial #29, Signal generator frequency: 5325.8 MHz

Burst #	Burst Interval(s)		Number of Pulses	Pulse Width (us)	Pulse 1-to-2 Spacing (us)	Pulse 2-to-3 Spacing (us)	Pulse Start (s)	Chirp Width (MHZ)
1	0	0.9	3	78	1785	1374	0.852	8
2	0.9	1.7	3	87	1882	1082	1.065	8
3	1.7	2.6	3	81	1182	1344	2.037	8
4	2.6	3.4	2	60	1712	/	2.702	8
5	3.4	4.3	2	96	1297	/	3.714	8
6	4.3	5.1	1	59	/	/	4.949	8
7	5.1	6	1	63	/	/	5.568	8
8	6	6.9	2	97	1904	/	6.571	8
9	6.9	7.7	2	50	1387	/	7.262	8
10	7.7	8.6	3	60	1699	1096	7.960	8
11	8.6	9.4	1	59	/	/	9.146	8
12	9.4	10.3	3	63	1818	1564	9.792	8
13	10.3	11.1	2	59	1496	/	10.508	8
14	11.1	12	1	85	/	/	11.757	8

FCC Radar Type 5 Trial #30, Signal generator frequency: 5324.2 MHz

Burst #	Burst Interval(s)		Number of Pulses	Pulse Width (us)	Pulse 1-to-2 Spacing (us)	Pulse 2-to-3 Spacing (us)	Pulse Start (s)	Chirp Width (MHZ)
1	0	0.6	1	98	/	/	0.112	12
2	0.6	1.3	3	89	1215	1316	0.850	12
3	1.3	1.9	2	90	1710	/	1.313	12
4	1.9	2.5	1	94	/	/	2.344	12
5	2.5	3.2	3	80	1936	1143	2.770	12
6	3.2	3.8	1	60	/	/	3.693	12
7	3.8	4.4	2	83	1683	/	3.852	12
8	4.4	5.1	2	72	1727	/	4.712	12
9	5.1	5.7	3	57	1363	1185	5.637	12
10	5.7	6.3	2	83	1507	/	5.717	12
11	6.3	6.9	2	69	1647	/	6.907	12
12	6.9	7.6	1	92	/	/	6.987	12
13	7.6	8.2	3	90	1160	1309	7.855	12
14	8.2	8.8	1	51	/	/	8.469	12
15	8.8	9.5	3	82	1779	1800	9.219	12
16	9.5	10.1	1	57	/	/	9.875	12
17	10.1	10.7	1	79	/	/	10.265	12
18	10.7	11.4	3	80	1669	1949	11.031	12
19	11.4	12	1	89	/	/	11.770	12

EUT Frequency = 5290MHz, 11ac (VHT80) mode, FCC Radar Type 6 Sim

Trials	Name	Result	Detection Percentage	Limits
1	FCC Radar Type 6 Test 1	Yes	100%	70%
2	FCC Radar Type 6 Test 2	Yes		
3	FCC Radar Type 6 Test 3	Yes		
4	FCC Radar Type 6 Test 4	Yes		
5	FCC Radar Type 6 Test 5	Yes		
6	FCC Radar Type 6 Test 6	Yes		
7	FCC Radar Type 6 Test 7	Yes		
8	FCC Radar Type 6 Test 8	Yes		
9	FCC Radar Type 6 Test 9	Yes		
10	FCC Radar Type 6 Test 10	Yes		
11	FCC Radar Type 6 Test 11	Yes		
12	FCC Radar Type 6 Test 12	Yes		
13	FCC Radar Type 6 Test 13	Yes		
14	FCC Radar Type 6 Test 14	Yes		
15	FCC Radar Type 6 Test 15	Yes		
16	FCC Radar Type 6 Test 16	Yes		
17	FCC Radar Type 6 Test 17	Yes		
18	FCC Radar Type 6 Test 18	Yes		
19	FCC Radar Type 6 Test 19	Yes		
20	FCC Radar Type 6 Test 20	Yes		
21	FCC Radar Type 6 Test 21	Yes		
22	FCC Radar Type 6 Test 22	Yes		
23	FCC Radar Type 6 Test 23	Yes		
24	FCC Radar Type 6 Test 24	Yes		
25	FCC Radar Type 6 Test 25	Yes		
26	FCC Radar Type 6 Test 26	Yes		
27	FCC Radar Type 6 Test 27	Yes		
28	FCC Radar Type 6 Test 28	Yes		
29	FCC Radar Type 6 Test 29	Yes		
30	FCC Radar Type 6 Test 30	Yes		

EUT Frequency = 5290MHz, 11ac (VHT80) mode, FCC Radar Type 6 Hop

Trials	Name	Result	Detection Percentage	Limits
1	FCC Radar Type 6 Test 1	Yes	100%	70%
2	FCC Radar Type 6 Test 2	Yes		
3	FCC Radar Type 6 Test 3	Yes		
4	FCC Radar Type 6 Test 4	Yes		
5	FCC Radar Type 6 Test 5	Yes		
6	FCC Radar Type 6 Test 6	Yes		
7	FCC Radar Type 6 Test 7	Yes		
8	FCC Radar Type 6 Test 8	Yes		
9	FCC Radar Type 6 Test 9	Yes		
10	FCC Radar Type 6 Test 10	Yes		
11	FCC Radar Type 6 Test 11	Yes		
12	FCC Radar Type 6 Test 12	Yes		
13	FCC Radar Type 6 Test 13	Yes		
14	FCC Radar Type 6 Test 14	Yes		
15	FCC Radar Type 6 Test 15	Yes		
16	FCC Radar Type 6 Test 16	Yes		
17	FCC Radar Type 6 Test 17	Yes		
18	FCC Radar Type 6 Test 18	Yes		
19	FCC Radar Type 6 Test 19	Yes		
20	FCC Radar Type 6 Test 20	Yes		
21	FCC Radar Type 6 Test 21	Yes		
22	FCC Radar Type 6 Test 22	Yes		
23	FCC Radar Type 6 Test 23	Yes		
24	FCC Radar Type 6 Test 24	Yes		
25	FCC Radar Type 6 Test 25	Yes		
26	FCC Radar Type 6 Test 26	Yes		
27	FCC Radar Type 6 Test 27	Yes		
28	FCC Radar Type 6 Test 28	Yes		
29	FCC Radar Type 6 Test 29	Yes		
30	FCC Radar Type 6 Test 30	Yes		

EUT Frequency = 5500 MHz, 11a mode, FCC Radar Type 1

Trials	Pulse Repetition Frequency Number (1 to 23)	Pulse Repetition Frequency (Pulses Per Second)	Pulse Repetition Interval (Microseconds)	Result	Detection Percentage	Limits
1	3	1792.1	558	Yes	100.00%	60%
2	12	1355	738	Yes		
3	13	1319.3	758	Yes		
4	22	1066.1	938	Yes		
5	1	1930.5	518	Yes		
6	14	1285.3	778	Yes		
7	9	1474.9	678	Yes		
8	4	1730.1	578	Yes		
9	11	1392.8	718	Yes		
10	7	1567.4	638	Yes		
11	10	1432.7	698	No		
12	17	1193.3	838	Yes		
13	16	1222.5	818	Yes		
14	8	1519.8	658	Yes		
15	15	1253.1	798	Yes		
16	23	326.2	902	Yes		
17	20	1113.6	1499	Yes		
18	18	1165.6	2043	Yes		
19	21	1089.3	2635	Yes		
20	2	1858.7	1743	Yes		
21	6	1618.1	622	Yes		
22	19	1139	2233	Yes		
23	5	1672.2	1902	Yes		
24	8	1519.8	1487	Yes		
25	16	1222.5	1800	Yes		
26	14	1285.3	2091	No		
27	7	1567.4	1328	Yes		
28	21	1089.3	956	Yes		
29	12	1355	969	Yes		
30	9	1474.9	1101	Yes		

EUT Frequency = 5500 MHz, 11a mode, FCC Radar Type 2

Trials	Number Pulses per Burst	Pulse Width (us)	PRI (us)	Result	Detection Percentage	Limits
1	29	4.2	176	Yes	100.00%	60%
2	23	3.7	188	Yes		
3	26	2.4	185	Yes		
4	24	2	164	Yes		
5	23	1.4	214	Yes		
6	25	4.1	208	Yes		
7	29	3.5	212	Yes		
8	26	1.4	170	Yes		
9	24	3.6	186	Yes		
10	29	3.8	160	Yes		
11	26	4.4	162	Yes		
12	24	4.4	205	Yes		
13	25	2.4	182	Yes		
14	28	4.4	206	Yes		
15	23	4.4	213	Yes		
16	27	2.9	213	Yes		
17	23	2.3	154	Yes		
18	27	4.3	196	Yes		
19	27	4.5	219	Yes		
20	26	2.5	221	Yes		
21	29	3.2	219	Yes		
22	28	2.7	163	Yes		
23	28	3.5	203	Yes		
24	29	3.9	170	Yes		
25	27	2	154	Yes		
26	23	1.3	200	Yes		
27	28	1.9	173	Yes		
28	24	2.3	216	Yes		
29	27	2.2	214	Yes		
30	27	2.4	162	Yes		

EUT Frequency = 5500 MHz, 11a mode, FCC Radar Type 3

Trials	Number Pulses per Burst	Pulse Width (us)	PRI (us)	Result	Detection Percentage	Limits
1	16	8.9	259	Yes	100.00%	60%
2	16	7.4	376	Yes		
3	17	6.2	283	Yes		
4	16	6.9	352	Yes		
5	18	8.8	421	Yes		
6	16	6.1	326	Yes		
7	18	7.4	214	Yes		
8	16	8.4	298	Yes		
9	17	9.2	416	Yes		
10	16	6.2	280	Yes		
11	16	8.4	464	Yes		
12	18	7.8	382	Yes		
13	16	8.8	230	Yes		
14	17	8.1	458	Yes		
15	16	9.3	269	Yes		
16	18	10	460	Yes		
17	17	7	412	Yes		
18	17	7.8	343	Yes		
19	17	8.4	318	Yes		
20	16	7	356	Yes		
21	16	6.4	243	Yes		
22	18	9.3	353	Yes		
23	16	9.8	473	Yes		
24	18	9.4	484	Yes		
25	18	8.6	313	Yes		
26	18	8.5	309	Yes		
27	16	6.5	216	Yes		
28	18	7.4	497	Yes		
29	16	9.5	296	Yes		
30	18	6.4	473	Yes		

EUT Frequency = 5500 MHz, 11a mode, FCC Radar Type 4

Trials	Number Pulses per Burst	Pulse Width (us)	PRI (us)	Result	Detection Percentage	Limits
1	15	12.2	446	Yes	100.00%	60%
2	13	17.1	267	Yes		
3	16	17.1	342	Yes		
4	13	15.5	207	Yes		
5	12	19.8	431	Yes		
6	13	12.8	424	Yes		
7	14	14	292	Yes		
8	15	19.6	203	Yes		
9	16	12.2	406	Yes		
10	15	16.5	352	Yes		
11	14	12.9	437	Yes		
12	15	11.8	460	Yes		
13	14	16	303	Yes		
14	12	14.3	400	Yes		
15	16	13.7	368	Yes		
16	16	18.1	346	Yes		
17	14	18.7	305	Yes		
18	14	16.8	465	Yes		
19	16	11.3	203	Yes		
20	14	12	244	Yes		
21	13	13.7	476	Yes		
22	15	17.1	242	Yes		
23	13	15.3	468	Yes		
24	14	11.3	416	Yes		
25	14	12	376	Yes		
26	13	11	350	Yes		
27	16	11.4	407	Yes		
28	13	12.4	384	Yes		
29	12	17.9	487	Yes		
30	16	13	316	Yes		

Note: In addition an average minimum percentage of successful detection across all four Short pulse radar test waveforms is as follows:

$$\frac{P_d1+P_d2+P_d3+P_d4}{4} = (96.67\%+100\%+100\%+100\%)/4 = 99.17\%(>80\%)$$

EUT Frequency = 5500 MHz, 11a mode, FCC Radar Type 5

Trials	Name	Result	Detection Percentage	Limits
1	FCC Radar Type 5 Test 1	Yes	100%	80%
2	FCC Radar Type 5 Test 2	Yes		
3	FCC Radar Type 5 Test 3	Yes		
4	FCC Radar Type 5 Test 4	Yes		
5	FCC Radar Type 5 Test 5	Yes		
6	FCC Radar Type 5 Test 6	Yes		
7	FCC Radar Type 5 Test 7	Yes		
8	FCC Radar Type 5 Test 8	Yes		
9	FCC Radar Type 5 Test 9	Yes		
10	FCC Radar Type 5 Test 10	Yes		
11	FCC Radar Type 5 Test 11	Yes		
12	FCC Radar Type 5 Test 12	Yes		
13	FCC Radar Type 5 Test 13	Yes		
14	FCC Radar Type 5 Test 14	Yes		
15	FCC Radar Type 5 Test 15	Yes		
16	FCC Radar Type 5 Test 16	Yes		
17	FCC Radar Type 5 Test 17	Yes		
18	FCC Radar Type 5 Test 18	Yes		
19	FCC Radar Type 5 Test 19	Yes		
20	FCC Radar Type 5 Test 20	Yes		
21	FCC Radar Type 5 Test 21	Yes		
22	FCC Radar Type 5 Test 22	Yes		
23	FCC Radar Type 5 Test 23	Yes		
24	FCC Radar Type 5 Test 24	Yes		
25	FCC Radar Type 5 Test 25	Yes		
26	FCC Radar Type 5 Test 26	Yes		
27	FCC Radar Type 5 Test 27	Yes		
28	FCC Radar Type 5 Test 28	Yes		
29	FCC Radar Type 5 Test 29	Yes		
30	FCC Radar Type 5 Test 30	Yes		

FCC Radar Type 5 Trial #1, Signal generator frequency: 5495.4 MHz

Burst #	Burst Interval(s)		Number of Pulses	Pulse Width (us)	Pulse 1-to-2 Spacing (us)	Pulse 2-to-3 Spacing (us)	Pulse Start (s)	Chirp Width (MHZ)
1	0	0.7	1	80	/	/	0.602	11
2	0.7	1.4	1	97	/	/	1.133	11
3	1.4	2.1	3	51	1472	1198	2.064	11
4	2.1	2.8	3	69	1237	1085	2.29	11
5	2.8	3.5	2	73	1751	/	3.309	11
6	3.5	4.2	2	75	1960	/	4.226	11
7	4.2	4.9	1	69	/	/	4.879	11
8	4.9	5.6	1	85	/	/	5.281	11
9	5.6	6.4	3	93	1542	1759	5.911	11
10	6.4	7.1	1	60	/	/	6.454	11
11	7.1	7.8	3	72	1033	1932	7.258	11
12	7.8	8.5	3	57	1406	1159	8.43	11
13	8.5	9.2	2	76	1887	/	8.558	11
14	9.2	9.9	1	80	/	/	9.501	11
15	9.9	10.6	2	99	1211	/	10.375	11
16	10.6	11.3	2	93	1665	/	10.967	11
17	11.3	12	1	71	/	/	11.304	11

FCC Radar Type 5 Trial #2, Signal generator frequency: 5496.2 MHz

Burst #	Burst Interval(s)		Number of Pulses	Pulse Width (us)	Pulse 1-to-2 Spacing (us)	Pulse 2-to-3 Spacing (us)	Pulse Start (s)	Chirp Width (MHZ)
1	0	1.3	2	68	1088	/	1.212	13
2	1.3	2.7	2	54	1411	/	2.207	13
3	2.7	4	2	72	1446	/	3.883	13
4	4	5.3	3	76	1457	1466	4.896	13
5	5.3	6.7	2	99	1732	/	6.436	13
6	6.7	8	2	57	1296	/	7.566	13
7	8	9.3	2	57	1217	/	9.283	13
8	9.3	10.7	1	93	/	/	10.048	13
9	10.7	12	1	79	/	/	11.727	13

FCC Radar Type 5 Trial #3, Signal generator frequency: 5499 MHz

Burst #	Burst Interval(s)		Number of Pulses	Pulse Width (us)	Pulse 1-to-2 Spacing (us)	Pulse 2-to-3 Spacing (us)	Pulse Start (s)	Chirp Width (MHZ)
1	0	1.5	2	99	1369	/	0.527	20
2	1.5	3	2	50	1520	/	1.802	20
3	3	4.5	1	89	/	/	4.061	20
4	4.5	6	1	96	/	/	5.844	20
5	6	7.5	2	90	1812	/	6.775	20
6	7.5	9	2	57	1215	/	8.794	20
7	9	10.5	2	85	1477	/	9.23	20
8	10.5	12	2	67	1389	/	10.674	20

FCC Radar Type 5 Trial #4, Signal generator frequency: 5495.8 MHz

Burst #	Burst Interval(s)		Number of Pulses	Pulse Width (us)	Pulse 1-to-2 Spacing (us)	Pulse 2-to-3 Spacing (us)	Pulse Start (s)	Chirp Width (MHZ)
1	0	1.3	1	94	/	/	0.682	12
2	1.3	2.7	1	72	/	/	2.206	12
3	2.7	4	1	61	/	/	3.868	12
4	4	5.3	1	68	/	/	4.997	12
5	5.3	6.7	3	53	1012	1443	5.668	12
6	6.7	8	3	87	1138	1204	7.445	12
7	8	9.3	1	64	/	/	8.8	12
8	9.3	10.7	3	54	1973	1140	10.02	12
9	10.7	12	3	90	1805	1165	11.218	12

FCC Radar Type 5 Trial #5, Signal generator frequency: 5493 MHz

Burst #	Burst Interval(s)		Number of Pulses	Pulse Width (us)	Pulse 1-to-2 Spacing (us)	Pulse 2-to-3 Spacing (us)	Pulse Start (s)	Chirp Width (MHZ)
1	0	1.1	1	89	/	/	0.811	5
2	1.1	2.2	2	57	1025	/	1.772	5
3	2.2	3.3	2	82	1474	/	3.234	5
4	3.3	4.4	2	96	1250	/	3.597	5
5	4.4	5.5	2	87	1576	/	5.379	5
6	5.5	6.5	3	56	1804	1651	6.384	5
7	6.5	7.6	2	94	1453	/	7.315	5
8	7.6	8.7	2	69	1216	/	7.757	5
9	8.7	9.8	1	100	/	/	8.852	5
10	9.8	10.9	3	82	1688	1311	10.108	5
11	10.9	12	1	95	/	/	11.415	5

FCC Radar Type 5 Trial #6, Signal generator frequency: 5497.4 MHz

Burst #	Burst Interval(s)		Number of Pulses	Pulse Width (us)	Pulse 1-to-2 Spacing (us)	Pulse 2-to-3 Spacing (us)	Pulse Start (s)	Chirp Width (MHZ)
1	0	1	2	52	1912	/	0.586	16
2	1	2	2	51	1082	/	1.361	16
3	2	3	1	89	/	/	2.851	16
4	3	4	1	63	/	/	3.073	16
5	4	5	1	100	/	/	4.789	16
6	5	6	2	71	1583	/	5.818	16
7	6	7	2	53	1866	/	6.501	16
8	7	8	3	52	1017	1920	7.022	16
9	8	9	2	76	1232	/	8.564	16
10	9	10	2	74	1710	/	9.981	16
11	10	11	1	77	/	/	11.005	16
12	11	12	2	79	1832	/	11.445	16

FCC Radar Type 5 Trial #7, Signal generator frequency: 5495 MHz

Burst #	Burst Interval(s)		Number of Pulses	Pulse Width (us)	Pulse 1-to-2 Spacing (us)	Pulse 2-to-3 Spacing (us)	Pulse Start (s)	Chirp Width (MHZ)
1	0	0.9	2	71	1167	/	0.42	10
2	0.9	1.7	3	78	1876	1788	1.57	10
3	1.7	2.6	2	51	1565	/	1.949	10
4	2.6	3.4	2	68	1001	/	2.671	10
5	3.4	4.3	1	62	/	/	3.793	10
6	4.3	5.1	3	70	1031	1809	4.9	10
7	5.1	6	3	57	1047	1058	5.77	10
8	6	6.9	2	63	1318	/	6.66	10
9	6.9	7.7	3	85	1523	1213	7.329	10
10	7.7	8.6	2	74	1972	/	8.28	10
11	8.6	9.4	2	99	1828	/	9.046	10
12	9.4	10.3	3	54	1741	1041	10.189	10
13	10.3	11.1	3	61	1062	1071	10.583	10
14	11.1	12	2	61	1230	/	11.197	10

FCC Radar Type 5 Trial #8, Signal generator frequency: 5494 MHz

Burst #	Burst Interval(s)		Number of Pulses	Pulse Width (us)	Pulse 1-to-2 Spacing (us)	Pulse 2-to-3 Spacing (us)	Pulse Start (s)	Chirp Width (MHZ)
1	0	1.5	1	52	/	/	1.247	8
2	1.5	3	3	70	1501	1944	2.489	8
3	3	4.5	3	94	1118	1495	4.258	8
4	4.5	6	2	79	1003	/	5.541	8
5	6	7.5	3	53	1171	1422	7	8
6	7.5	9	1	78	/	/	7.577	8
7	9	10.5	2	69	1950	/	10.289	8
8	10.5	12	3	60	1011	1007	11.676	8

FCC Radar Type 5 Trial #9, Signal generator frequency: 5495 MHz

Burst #	Burst Interval(s)		Number of Pulses	Pulse Width (us)	Pulse 1-to-2 Spacing (us)	Pulse 2-to-3 Spacing (us)	Pulse Start (s)	Chirp Width (MHZ)
1	0	0.9	1	98	/	/	0.733	9
2	0.9	1.8	2	67	1370	/	1.57	9
3	1.8	2.8	2	58	1016	/	2.561	9
4	2.8	3.7	1	89	/	/	3.612	9
5	3.7	4.6	2	83	1264	/	3.751	9
6	4.6	5.5	2	82	1261	/	5.478	9
7	5.5	6.5	2	89	1808	/	6.277	9
8	6.5	7.4	3	81	1050	1899	6.982	9
9	7.4	8.3	1	62	/	/	7.57	9
10	8.3	9.2	3	91	1906	1489	8.468	9
11	9.2	10.2	2	92	1542	/	10.144	9
12	10.2	11.1	2	86	1864	/	10.809	9
13	11.1	12	2	61	1361	/	11.266	9

FCC Radar Type 5 Trial #10, Signal generator frequency: 5496.6 MHz

Burst #	Burst Interval(s)		Number of Pulses	Pulse Width (us)	Pulse 1-to-2 Spacing (us)	Pulse 2-to-3 Spacing (us)	Pulse Start (s)	Chirp Width (MHZ)
1	0	1	3	75	1237	1890	0.46	14
2	1	2	2	75	1355	/	1.85	14
3	2	3	3	88	1030	1879	2.075	14
4	3	4	3	91	1238	1603	3.754	14
5	4	5	2	92	1887	/	4.786	14
6	5	6	1	60	/	/	5.322	14
7	6	7	2	69	1993	/	6.706	14
8	7	8	1	100	/	/	7.657	14
9	8	9	3	51	1837	1340	8.468	14
10	9	10	2	93	1117	/	9.348	14
11	10	11	1	82	/	/	10.639	14
12	11	12	1	90	/	/	11.238	14

FCC Radar Type 5 Trial #11, Signal generator frequency: 5500 MHz

Burst #	Burst Interval(s)		Number of Pulses	Pulse Width (us)	Pulse 1-to-2 Spacing (us)	Pulse 2-to-3 Spacing (us)	Pulse Start (s)	Chirp Width (MHZ)
1	0	0.9	2	68	1423	/	0.434	18
2	0.9	1.8	3	75	1412	1597	1.134	18
3	1.8	2.8	1	79	/	/	1.881	18
4	2.8	3.7	2	56	1738	/	3.094	18
5	3.7	4.6	2	75	1413	/	4.424	18
6	4.6	5.5	3	85	1139	1580	4.915	18
7	5.5	6.5	2	90	1609	/	6.33	18
8	6.5	7.4	2	98	1120	/	7.203	18
9	7.4	8.3	2	55	1638	/	7.956	18
10	8.3	9.2	2	63	1230	/	8.816	18
11	9.2	10.2	2	71	1684	/	9.73	18
12	10.2	11.1	2	97	1270	/	11.057	18
13	11.1	12	3	97	1569	1990	11.683	18

FCC Radar Type 5 Trial #12, Signal generator frequency: 5500 MHz

Burst #	Burst Interval(s)		Number of Pulses	Pulse Width (us)	Pulse 1-to-2 Spacing (us)	Pulse 2-to-3 Spacing (us)	Pulse Start (s)	Chirp Width (MHZ)
1	0	1.2	2	89	1794	/	0.291	19
2	1.2	2.4	2	100	1605	/	1.7	19
3	2.4	3.6	2	54	1729	/	2.451	19
4	3.6	4.8	2	98	1108	/	3.882	19
5	4.8	6	2	71	1371	/	4.834	19
6	6	7.2	3	64	1145	1705	6.233	19
7	7.2	8.4	3	60	1791	1299	8.222	19
8	8.4	9.6	2	55	1808	/	8.838	19
9	9.6	10.8	2	63	1816	/	9.796	19
10	10.8	12	2	51	1675	/	10.909	19

FCC Radar Type 5 Trial #13, Signal generator frequency: 5500 MHz

Burst #	Burst Interval(s)		Number of Pulses	Pulse Width (us)	Pulse 1-to-2 Spacing (us)	Pulse 2-to-3 Spacing (us)	Pulse Start (s)	Chirp Width (MHZ)
1	0	1.1	2	85	1341	/	0.6	11
2	1.1	2.2	1	99	/	/	2.12	11
3	2.2	3.3	2	64	1362	/	2.381	11
4	3.3	4.4	1	57	/	/	3.503	11
5	4.4	5.5	1	71	/	/	5.304	11
6	5.5	6.5	1	57	/	/	6.013	11
7	6.5	7.6	1	93	/	/	7.185	11
8	7.6	8.7	2	88	1461	/	8.399	11
9	8.7	9.8	3	52	1753	1753	9.475	11
10	9.8	10.9	1	62	/	/	10.531	11
11	10.9	12	3	95	1033	1033	11.566	11

FCC Radar Type 5 Trial #14, Signal generator frequency: 5500 MHz

Burst #	Burst Interval(s)		Number of Pulses	Pulse Width (us)	Pulse 1-to-2 Spacing (us)	Pulse 2-to-3 Spacing (us)	Pulse Start (s)	Chirp Width (MHZ)
1	0	0.9	1	78	/	/	0.374	6
2	0.9	1.8	3	51	1585	1983	1.304	6
3	1.8	2.8	1	97	/	/	2.71	6
4	2.8	3.7	1	64	/	/	3.488	6
5	3.7	4.6	3	78	1673	1375	4.296	6
6	4.6	5.5	3	81	1348	1750	5.029	6
7	5.5	6.5	1	89	/	/	5.843	6
8	6.5	7.4	2	57	1501	/	7.088	6
9	7.4	8.3	2	57	1377	/	7.505	6
10	8.3	9.2	1	75	/	/	8.954	6
11	9.2	10.2	2	91	1504	/	10.137	6
12	10.2	11.1	1	59	/	/	11.052	6
13	11.1	12	1	71	/	/	11.198	6

FCC Radar Type 5 Trial #15, Signal generator frequency: 5500 MHz

Burst #	Burst Interval(s)		Number of Pulses	Pulse Width (us)	Pulse 1-to-2 Spacing (us)	Pulse 2-to-3 Spacing (us)	Pulse Start (s)	Chirp Width (MHZ)
1	0	1.3	2	88	1612	/	0.872	14
2	1.3	2.7	1	89	/	/	1.8	14
3	2.7	4	2	63	1326	/	2.886	14
4	4	5.3	1	69	/	/	5.226	14
5	5.3	6.7	1	65	/	/	5.905	14
6	6.7	8	2	73	1667	/	7.558	14
7	8	9.3	1	64	/	/	8.812	14
8	9.3	10.7	3	69	1026	1172	9.451	14
9	10.7	12	1	85	/	/	11.212	14

FCC Radar Type 5 Trial #16, Signal generator frequency: 5500 MHz

Burst #	Burst Interval(s)		Number of Pulses	Pulse Width (us)	Pulse 1-to-2 Spacing (us)	Pulse 2-to-3 Spacing (us)	Pulse Start (s)	Chirp Width (MHZ)
1	0	1.1	1	99	/	/	0.829	16
2	1.1	2.2	3	78	1375	1648	1.916	16
3	2.2	3.3	2	90	1330	/	3.194	16
4	3.3	4.4	1	53	/	/	4.336	16
5	4.4	5.5	2	94	1319	/	4.933	16
6	5.5	6.5	2	86	1158	/	6.002	16
7	6.5	7.6	2	87	1645	/	7.424	16
8	7.6	8.7	3	59	1049	1703	7.812	16
9	8.7	9.8	2	75	1319	/	9.66	16
10	9.8	10.9	3	67	1504	1890	9.978	16
11	10.9	12	3	99	1792	1268	11.06	16

FCC Radar Type 5 Trial #17, Signal generator frequency: 5500 MHz

Burst #	Burst Interval(s)		Number of Pulses	Pulse Width (us)	Pulse 1-to-2 Spacing (us)	Pulse 2-to-3 Spacing (us)	Pulse Start (s)	Chirp Width (MHZ)
1	0	1.2	2	52	1407	/	0.156	13
2	1.2	2.4	2	97	1763	/	2.041	13
3	2.4	3.6	3	69	1655	1013	3.43	13
4	3.6	4.8	3	85	1033	1012	3.839	13
5	4.8	6	1	71	/	/	5.01	13
6	6	7.2	1	53	/	/	6.637	13
7	7.2	8.4	2	67	1067	/	8.399	13
8	8.4	9.6	2	61	1068	/	8.54	13
9	9.6	10.8	2	79	1839	/	10.763	13
10	10.8	12	2	78	1857	/	11.051	13

FCC Radar Type 5 Trial #18, Signal generator frequency: 5500 MHz

Burst #	Burst Interval(s)		Number of Pulses	Pulse Width (us)	Pulse 1-to-2 Spacing (us)	Pulse 2-to-3 Spacing (us)	Pulse Start (s)	Chirp Width (MHZ)
1	0	0.8	2	91	1873	/	0.259	9
2	0.8	1.6	2	99	1242	/	1.01	9
3	1.6	2.4	2	54	1625	/	2.06	9
4	2.4	3.2	2	65	1834	/	3.157	9
5	3.2	4	2	91	1696	/	3.417	9
6	4	4.8	3	57	1766	1143	4.557	9
7	4.8	5.6	3	76	1543	1561	4.89	9
8	5.6	6.4	2	74	1343	/	5.619	9
9	6.4	7.2	1	85	/	/	7.17	9
10	7.2	8	3	97	1560	1823	7.705	9
11	8	8.8	1	71	/	/	8.549	9
12	8.8	9.6	2	86	1094	/	9.396	9
13	9.6	10.4	2	52	1523	/	9.99	9
14	10.4	11.2	3	56	1429	1321	10.539	9
15	11.2	12	3	52	1376	1610	11.251	9

FCC Radar Type 5 Trial #19, Signal generator frequency: 5500 MHz

Burst #	Burst Interval(s)		Number of Pulses	Pulse Width (us)	Pulse 1-to-2 Spacing (us)	Pulse 2-to-3 Spacing (us)	Pulse Start (s)	Chirp Width (MHZ)
1	0	0.9	2	90	1656	/	0.015	15
2	0.9	1.8	2	82	1762	/	1.449	15
3	1.8	2.8	3	74	1496	1860	2.695	15
4	2.8	3.7	2	64	1984	/	3.677	15
5	3.7	4.6	2	54	1485	/	4.241	15
6	4.6	5.5	1	99	/	/	5.002	15
7	5.5	6.5	2	51	1010	/	5.705	15
8	6.5	7.4	3	87	1833	1841	7.193	15
9	7.4	8.3	3	71	1857	1146	7.491	15
10	8.3	9.2	3	76	1593	1656	8.488	15
11	9.2	10.2	2	61	1120	/	9.554	15
12	10.2	11.1	1	67	/	/	10.902	15
13	11.1	12	1	51	/	/	11.634	15

FCC Radar Type 5 Trial #20, Signal generator frequency: 5500 MHz

Burst #	Burst Interval(s)		Number of Pulses	Pulse Width (us)	Pulse 1-to-2 Spacing (us)	Pulse 2-to-3 Spacing (us)	Pulse Start (s)	Chirp Width (MHZ)
1	0	1	1	95	/	/	0.603	7
2	1	2	2	99	1653	/	1.943	7
3	2	3	3	82	1917	1022	2.717	7
4	3	4	3	93	1372	1017	3.793	7
5	4	5	2	70	1829	/	4.434	7
6	5	6	1	52	/	/	5.502	7
7	6	7	3	76	1173	1301	6.107	7
8	7	8	2	73	1209	/	7.678	7
9	8	9	2	82	1597	/	8.653	7
10	9	10	3	50	1296	1986	9.09	7
11	10	11	1	89	/	/	10.37	7
12	11	12	1	61	/	/	11.732	7

FCC Radar Type 5 Trial #21, Signal generator frequency: 5505 MHz

Burst #	Burst Interval(s)		Number of Pulses	Pulse Width (us)	Pulse 1-to-2 Spacing (us)	Pulse 2-to-3 Spacing (us)	Pulse Start (s)	Chirp Width (MHZ)
1	0	1.3	2	95	1223	/	0.163	10
2	1.3	2.7	2	79	1835	/	1.706	10
3	2.7	4	2	77	1351	/	3.216	10
4	4	5.3	2	64	1886	/	4.517	10
5	5.3	6.7	1	94	/	/	5.617	10
6	6.7	8	3	60	1145	1876	7.471	10
7	8	9.3	2	56	1888	/	8.458	10
8	9.3	10.7	1	59	/	/	9.825	10
9	10.7	12.0	2	77	1034	/	10.807	10

FCC Radar Type 5 Trial #22, Signal generator frequency: 5501.8 MHz

Burst #	Burst Interval(s)		Number of Pulses	Pulse Width (us)	Pulse 1-to-2 Spacing (us)	Pulse 2-to-3 Spacing (us)	Pulse Start (s)	Chirp Width (MHZ)
1	0	0.9	3	56	1772	1714	0.660	18
2	0.9	1.7	1	70	/	/	1.327	18
3	1.7	2.6	2	69	1302	/	1.871	18
4	2.6	3.4	3	100	1533	1072	3.256	18
5	3.4	4.3	3	62	1165	1357	3.462	18
6	4.3	5.1	3	93	1783	1531	4.950	18
7	5.1	6	2	68	1456	/	5.732	18
8	6	6.9	3	81	1303	1367	6.293	18
9	6.9	7.7	3	80	1261	1571	7.257	18
10	7.7	8.6	2	90	1705	/	7.999	18
11	8.6	9.4	2	94	1386	/	9.313	18
12	9.4	10.3	3	76	1362	1418	9.977	18
13	10.3	11.1	1	63	/	/	10.892	18
14	11.1	12	3	75	1488	1852	11.826	18

FCC Radar Type 5 Trial #23, Signal generator frequency: 5502.6 MHz

Burst #	Burst Interval(s)		Number of Pulses	Pulse Width (us)	Pulse 1-to-2 Spacing (us)	Pulse 2-to-3 Spacing (us)	Pulse Start (s)	Chirp Width (MHZ)
1	0	0.6	2	76	1847	/	0.043	16
2	0.6	1.2	2	69	1516	/	0.828	16
3	1.2	1.8	3	96	1589	1817	1.436	16
4	1.8	2.4	3	89	1381	1888	2.290	16
5	2.4	3	1	53	/	/	2.500	16
6	3	3.6	3	86	1845	1896	3.593	16
7	3.6	4.2	2	66	1229	/	3.634	16
8	4.2	4.8	1	67	/	/	4.399	16
9	4.8	5.4	3	67	1416	1336	5.292	16
10	5.4	6	1	100	/	/	5.471	16
11	6	6.6	2	80	1440	/	6.279	16
12	6.6	7.2	1	81	/	/	7.075	16
13	7.2	7.8	1	52	/	/	7.752	16
14	7.8	8.4	1	68	/	/	7.869	16
15	8.4	9	1	83	/	/	8.719	16
16	9	9.6	1	99	/	/	9.157	16
17	9.6	10.2	1	74	/	/	9.612	16
18	10.2	10.8	2	73	1081	/	10.594	16
19	10.8	11.4	2	53	1546	/	10.878	16
20	11.4	12	2	75	1911	/	11.446	16

FCC Radar Type 5 Trial #24, Signal generator frequency: 5504.6 MHz

Burst #	Burst Interval(s)		Number of Pulses	Pulse Width (us)	Pulse 1-to-2 Spacing (us)	Pulse 2-to-3 Spacing (us)	Pulse Start (s)	Chirp Width (MHZ)
1	0	1	3	54	1190	1288	0.533	11
2	1	2	1	90	/	/	1.086	11
3	2	3	2	93	1434	/	2.317	11
4	3	4	3	76	1243	1117	3.071	11
5	4	5	3	73	1650	1167	4.719	11
6	5	6	3	78	1749	1537	5.142	11
7	6	7	1	85	/	/	6.978	11
8	7	8	3	60	1431	1634	7.824	11
9	8	9	2	82	1551	/	8.513	11
10	9	10	3	87	1880	1225	9.388	11
11	10	11	1	64	/	/	10.404	11
12	11	12	1	89	/	/	11.120	11

FCC Radar Type 5 Trial #25, Signal generator frequency: 5505.4 MHz

Burst #	Burst Interval(s)		Number of Pulses	Pulse Width (us)	Pulse 1-to-2 Spacing (us)	Pulse 2-to-3 Spacing (us)	Pulse Start (s)	Chirp Width (MHZ)
1	0	0.9	3	83	1763	1792	0.233	9
2	0.9	1.8	3	65	1334	1552	1.615	9
3	1.8	2.8	1	79	/	/	2.368	9
4	2.8	3.7	2	60	1516	/	3.218	9
5	3.7	4.6	2	65	1670	/	4.410	9
6	4.6	5.5	1	90	/	/	5.469	9
7	5.5	6.5	1	67	/	/	6.286	9
8	6.5	7.4	2	72	1562	/	7.046	9
9	7.4	8.3	2	94	1775	/	7.886	9
10	8.3	9.2	2	78	1468	/	9.013	9
11	9.2	10.2	1	82	/	/	9.715	9
12	10.2	11.1	2	95	1005	/	10.488	9
13	11.1	12	3	98	1524	1731	11.365	9

FCC Radar Type 5 Trial #26, Signal generator frequency: 5506.6 MHz

Burst #	Burst Interval(s)		Number of Pulses	Pulse Width (us)	Pulse 1-to-2 Spacing (us)	Pulse 2-to-3 Spacing (us)	Pulse Start (s)	Chirp Width (MHZ)
1	0	1.2	2	64	1443	/	1.086	6
2	1.2	2.4	1	73	/	/	1.478	6
3	2.4	3.6	1	77	/	/	2.456	6
4	3.6	4.8	1	57	/	/	3.975	6
5	4.8	6	1	91	/	/	5.613	6
6	6	7.2	1	84	/	/	7.098	6
7	7.2	8.4	3	79	1645	1410	8.332	6
8	8.4	9.6	1	97	/	/	9.142	6
9	9.6	10.8	1	97	/	/	9.617	6
10	10.8	12	3	61	1000	1302	11.916	6

FCC Radar Type 5 Trial #27, Signal generator frequency: 5503 MHz

Burst #	Burst Interval(s)		Number of Pulses	Pulse Width (us)	Pulse 1-to-2 Spacing (us)	Pulse 2-to-3 Spacing (us)	Pulse Start (s)	Chirp Width (MHZ)
1	0	1.1	3	62	1413	1357	1.074	15
2	1.1	2.2	3	97	1989	1685	1.857	15
3	2.2	3.3	2	63	1912	/	2.833	15
4	3.3	4.4	3	58	1133	1933	4.202	15
5	4.4	5.5	3	76	1596	1224	5.192	15
6	5.5	6.5	1	82	/	/	5.708	15
7	6.5	7.6	3	89	1357	1827	6.897	15
8	7.6	8.7	3	62	1816	1539	7.736	15
9	8.7	9.8	3	71	1736	1181	9.125	15
10	9.8	10.9	3	77	1308	1125	10.352	15
11	10.9	12	3	73	1132	1104	10.934	15

FCC Radar Type 5 Trial #28, Signal generator frequency: 5501.4 MHz

Burst #	Burst Interval(s)		Number of Pulses	Pulse Width (us)	Pulse 1-to-2 Spacing (us)	Pulse 2-to-3 Spacing (us)	Pulse Start (s)	Chirp Width (MHZ)
1	0	0.8	3	67	1158	1180	0.031	19
2	0.8	1.6	1	68	/	/	0.928	19
3	1.6	2.4	1	91	/	/	1.641	19
4	2.4	3.2	1	94	/	/	2.677	19
5	3.2	4	3	91	1965	1806	3.599	19
6	4	4.8	1	69	/	/	4.691	19
7	4.8	5.6	2	70	1090	/	4.923	19
8	5.6	6.4	2	79	1891	/	6.008	19
9	6.4	7.2	2	93	1710	/	7.001	19
10	7.2	8	1	76	/	/	7.317	19
11	8	8.8	2	70	1949	/	8.173	19
12	8.8	9.6	1	93	/	/	8.881	19
13	9.6	10.4	3	75	1457	1780	9.781	19
14	10.4	11.2	3	76	1312	1149	10.751	19
15	11.2	12	1	84	/	/	11.347	19

FCC Radar Type 5 Trial #29, Signal generator frequency: 5505.8 MHz

Burst #	Burst Interval(s)		Number of Pulses	Pulse Width (us)	Pulse 1-to-2 Spacing (us)	Pulse 2-to-3 Spacing (us)	Pulse Start (s)	Chirp Width (MHZ)
1	0	0.9	3	78	1785	1374	0.852	8
2	0.9	1.7	3	87	1882	1082	1.065	8
3	1.7	2.6	3	81	1182	1344	2.037	8
4	2.6	3.4	2	60	1712	/	2.702	8
5	3.4	4.3	2	96	1297	/	3.714	8
6	4.3	5.1	1	59	/	/	4.949	8
7	5.1	6	1	63	/	/	5.568	8
8	6	6.9	2	97	1904	/	6.571	8
9	6.9	7.7	2	50	1387	/	7.262	8
10	7.7	8.6	3	60	1699	1096	7.960	8
11	8.6	9.4	1	59	/	/	9.146	8
12	9.4	10.3	3	63	1818	1564	9.792	8
13	10.3	11.1	2	59	1496	/	10.508	8
14	11.1	12	1	85	/	/	11.757	8

FCC Radar Type 5 Trial #30, Signal generator frequency: 5504.2 MHz

Burst #	Burst Interval(s)		Number of Pulses	Pulse Width (us)	Pulse 1-to-2 Spacing (us)	Pulse 2-to-3 Spacing (us)	Pulse Start (s)	Chirp Width (MHZ)
1	0	0.6	1	98	/	/	0.112	12
2	0.6	1.3	3	89	1215	1316	0.850	12
3	1.3	1.9	2	90	1710	/	1.313	12
4	1.9	2.5	1	94	/	/	2.344	12
5	2.5	3.2	3	80	1936	1143	2.770	12
6	3.2	3.8	1	60	/	/	3.693	12
7	3.8	4.4	2	83	1683	/	3.852	12
8	4.4	5.1	2	72	1727	/	4.712	12
9	5.1	5.7	3	57	1363	1185	5.637	12
10	5.7	6.3	2	83	1507	/	5.717	12
11	6.3	6.9	2	69	1647	/	6.907	12
12	6.9	7.6	1	92	/	/	6.987	12
13	7.6	8.2	3	90	1160	1309	7.855	12
14	8.2	8.8	1	51	/	/	8.469	12
15	8.8	9.5	3	82	1779	1800	9.219	12
16	9.5	10.1	1	57	/	/	9.875	12
17	10.1	10.7	1	79	/	/	10.265	12
18	10.7	11.4	3	80	1669	1949	11.031	12
19	11.4	12	1	89	/	/	11.770	12

EUT Frequency = 5500 MHz, 11a mode, FCC Radar Type 6 Sim

Trials	Name	Result	Detection Percentage	Limits
1	FCC Radar Type 6 Test 1	Yes	100.00%	70%
2	FCC Radar Type 6 Test 2	Yes		
3	FCC Radar Type 6 Test 3	Yes		
4	FCC Radar Type 6 Test 4	Yes		
5	FCC Radar Type 6 Test 5	Yes		
6	FCC Radar Type 6 Test 6	Yes		
7	FCC Radar Type 6 Test 7	Yes		
8	FCC Radar Type 6 Test 8	Yes		
9	FCC Radar Type 6 Test 9	Yes		
10	FCC Radar Type 6 Test 10	Yes		
11	FCC Radar Type 6 Test 11	Yes		
12	FCC Radar Type 6 Test 12	Yes		
13	FCC Radar Type 6 Test 13	Yes		
14	FCC Radar Type 6 Test 14	Yes		
15	FCC Radar Type 6 Test 15	Yes		
16	FCC Radar Type 6 Test 16	Yes		
17	FCC Radar Type 6 Test 17	Yes		
18	FCC Radar Type 6 Test 18	Yes		
19	FCC Radar Type 6 Test 19	Yes		
20	FCC Radar Type 6 Test 20	Yes		
21	FCC Radar Type 6 Test 21	Yes		
22	FCC Radar Type 6 Test 22	Yes		
23	FCC Radar Type 6 Test 23	Yes		
24	FCC Radar Type 6 Test 24	Yes		
25	FCC Radar Type 6 Test 25	Yes		
26	FCC Radar Type 6 Test 26	Yes		
27	FCC Radar Type 6 Test 27	Yes		
28	FCC Radar Type 6 Test 28	Yes		
29	FCC Radar Type 6 Test 29	Yes		
30	FCC Radar Type 6 Test 30	Yes		

EUT Frequency = 5500 MHz, 11a mode, FCC Radar Type 6 Sop

Trials	Name	Result	Detection Percentage	Limits
1	FCC Radar Type 6 Test 1	Yes	100.00%	70%
2	FCC Radar Type 6 Test 2	Yes		
3	FCC Radar Type 6 Test 3	Yes		
4	FCC Radar Type 6 Test 4	Yes		
5	FCC Radar Type 6 Test 5	Yes		
6	FCC Radar Type 6 Test 6	Yes		
7	FCC Radar Type 6 Test 7	Yes		
8	FCC Radar Type 6 Test 8	Yes		
9	FCC Radar Type 6 Test 9	Yes		
10	FCC Radar Type 6 Test 10	Yes		
11	FCC Radar Type 6 Test 11	Yes		
12	FCC Radar Type 6 Test 12	Yes		
13	FCC Radar Type 6 Test 13	Yes		
14	FCC Radar Type 6 Test 14	Yes		
15	FCC Radar Type 6 Test 15	Yes		
16	FCC Radar Type 6 Test 16	Yes		
17	FCC Radar Type 6 Test 17	Yes		
18	FCC Radar Type 6 Test 18	Yes		
19	FCC Radar Type 6 Test 19	Yes		
20	FCC Radar Type 6 Test 20	Yes		
21	FCC Radar Type 6 Test 21	Yes		
22	FCC Radar Type 6 Test 22	Yes		
23	FCC Radar Type 6 Test 23	Yes		
24	FCC Radar Type 6 Test 24	Yes		
25	FCC Radar Type 6 Test 25	Yes		
26	FCC Radar Type 6 Test 26	Yes		
27	FCC Radar Type 6 Test 27	Yes		
28	FCC Radar Type 6 Test 28	Yes		
29	FCC Radar Type 6 Test 29	Yes		
30	FCC Radar Type 6 Test 30	Yes		

EUT Frequency = 5510 MHz, 11n (HT40) mode, FCC Radar Type 1

Trials	Pulse Repetition Frequency Number (1 to 23)	Pulse Repetition Frequency (Pulses Per Second)	Pulse Repetition Interval (Microseconds)	Result	Detection Percentage	Limits
1	3	1792.1	558	Yes	100.00%	60%
2	12	1355	738	Yes		
3	13	1319.3	758	Yes		
4	22	1066.1	938	Yes		
5	1	1930.5	518	Yes		
6	14	1285.3	778	Yes		
7	9	1474.9	678	Yes		
8	4	1730.1	578	Yes		
9	11	1392.8	718	Yes		
10	7	1567.4	638	Yes		
11	10	1432.7	698	Yes		
12	17	1193.3	838	Yes		
13	16	1222.5	818	Yes		
14	8	1519.8	658	Yes		
15	15	1253.1	798	Yes		
16	23	326.2	902	Yes		
17	20	1113.6	1499	Yes		
18	18	1165.6	2043	Yes		
19	21	1089.3	2635	Yes		
20	2	1858.7	1743	Yes		
21	6	1618.1	622	Yes		
22	19	1139	2233	Yes		
23	5	1672.2	1902	Yes		
24	8	1519.8	1487	Yes		
25	16	1222.5	1800	Yes		
26	14	1285.3	2091	Yes		
27	7	1567.4	1328	Yes		
28	21	1089.3	956	Yes		
29	12	1355	969	Yes		
30	9	1474.9	1101	Yes		

EUT Frequency = 5510 MHz, 11n (HT40) mode, FCC Radar Type 2

Trials	Number Pulses per Burst	Pulse Width (us)	PRI (us)	Result	Detection Percentage	Limits
1	29	4.2	176	Yes	100.00%	60%
2	23	3.7	188	Yes		
3	26	2.4	185	Yes		
4	24	2	164	Yes		
5	23	1.4	214	Yes		
6	25	4.1	208	Yes		
7	29	3.5	212	Yes		
8	26	1.4	170	Yes		
9	24	3.6	186	Yes		
10	29	3.8	160	Yes		
11	26	4.4	162	Yes		
12	24	4.4	205	Yes		
13	25	2.4	182	Yes		
14	28	4.4	206	Yes		
15	23	4.4	213	Yes		
16	27	2.9	213	Yes		
17	23	2.3	154	Yes		
18	27	4.3	196	Yes		
19	27	4.5	219	Yes		
20	26	2.5	221	Yes		
21	29	3.2	219	Yes		
22	28	2.7	163	Yes		
23	28	3.5	203	Yes		
24	29	3.9	170	Yes		
25	27	2	154	Yes		
26	23	1.3	200	Yes		
27	28	1.9	173	Yes		
28	24	2.3	216	Yes		
29	27	2.2	214	Yes		
30	27	2.4	162	Yes		

EUT Frequency = 5510 MHz, 11n (HT40) mode, FCC Radar Type 3

Trials	Number Pulses per Burst	Pulse Width (us)	PRI (us)	Result	Detection Percentage	Limits
1	16	8.9	259	Yes	100.00%	60%
2	16	7.4	376	Yes		
3	17	6.2	283	Yes		
4	16	6.9	352	Yes		
5	18	8.8	421	Yes		
6	16	6.1	326	Yes		
7	18	7.4	214	Yes		
8	16	8.4	298	Yes		
9	17	9.2	416	Yes		
10	16	6.2	280	Yes		
11	16	8.4	464	Yes		
12	18	7.8	382	Yes		
13	16	8.8	230	Yes		
14	17	8.1	458	Yes		
15	16	9.3	269	Yes		
16	18	10	460	Yes		
17	17	7	412	Yes		
18	17	7.8	343	Yes		
19	17	8.4	318	Yes		
20	16	7	356	Yes		
21	16	6.4	243	Yes		
22	18	9.3	353	Yes		
23	16	9.8	473	Yes		
24	18	9.4	484	Yes		
25	18	8.6	313	Yes		
26	18	8.5	309	Yes		
27	16	6.5	216	Yes		
28	18	7.4	497	Yes		
29	16	9.5	296	Yes		
30	18	6.4	473	Yes		

EUT Frequency = 5510 MHz, 11n (HT40) mode, FCC Radar Type 4

Trials	Number Pulses per Burst	Pulse Width (us)	PRI (us)	Result	Detection Percentage	Limits
1	15	12.2	446	Yes	100.00%	60%
2	13	17.1	267	Yes		
3	16	17.1	342	Yes		
4	13	15.5	207	Yes		
5	12	19.8	431	Yes		
6	13	12.8	424	Yes		
7	14	14	292	Yes		
8	15	19.6	203	Yes		
9	16	12.2	406	Yes		
10	15	16.5	352	Yes		
11	14	12.9	437	Yes		
12	15	11.8	460	Yes		
13	14	16	303	Yes		
14	12	14.3	400	Yes		
15	16	13.7	368	Yes		
16	16	18.1	346	Yes		
17	14	18.7	305	Yes		
18	14	16.8	465	Yes		
19	16	11.3	203	Yes		
20	14	12	244	Yes		
21	13	13.7	476	Yes		
22	15	17.1	242	Yes		
23	13	15.3	468	Yes		
24	14	11.3	416	Yes		
25	14	12	376	Yes		
26	13	11	350	Yes		
27	16	11.4	407	Yes		
28	13	12.4	384	Yes		
29	12	17.9	487	Yes		
30	16	13	316	Yes		

Note: In addition an average minimum percentage of successful detection across all four Short pulse radar test waveforms is as follows:

$$\frac{P_d1+P_d2+P_d3+P_d4}{4} = (100\%+100\%+100\%+100\%)/4 = 100\% (>80\%)$$

EUT Frequency = 5510 MHz, 11n (HT40) mode, FCC Radar Type 5

Trials	Name	Result	Detection Percentage	Limits
1	FCC Radar Type 5 Test 1	Yes	100.00%	80%
2	FCC Radar Type 5 Test 2	Yes		
3	FCC Radar Type 5 Test 3	Yes		
4	FCC Radar Type 5 Test 4	Yes		
5	FCC Radar Type 5 Test 5	Yes		
6	FCC Radar Type 5 Test 6	Yes		
7	FCC Radar Type 5 Test 7	Yes		
8	FCC Radar Type 5 Test 8	Yes		
9	FCC Radar Type 5 Test 9	Yes		
10	FCC Radar Type 5 Test 10	Yes		
11	FCC Radar Type 5 Test 11	Yes		
12	FCC Radar Type 5 Test 12	Yes		
13	FCC Radar Type 5 Test 13	Yes		
14	FCC Radar Type 5 Test 14	Yes		
15	FCC Radar Type 5 Test 15	Yes		
16	FCC Radar Type 5 Test 16	Yes		
17	FCC Radar Type 5 Test 17	Yes		
18	FCC Radar Type 5 Test 18	Yes		
19	FCC Radar Type 5 Test 19	Yes		
20	FCC Radar Type 5 Test 20	Yes		
21	FCC Radar Type 5 Test 21	Yes		
22	FCC Radar Type 5 Test 22	Yes		
23	FCC Radar Type 5 Test 23	Yes		
24	FCC Radar Type 5 Test 24	Yes		
25	FCC Radar Type 5 Test 25	Yes		
26	FCC Radar Type 5 Test 26	Yes		
27	FCC Radar Type 5 Test 27	Yes		
28	FCC Radar Type 5 Test 28	Yes		
29	FCC Radar Type 5 Test 29	Yes		
30	FCC Radar Type 5 Test 30	Yes		

FCC Radar Type 5 Trial #1, Signal generator frequency: 5495.4MHz

Burst #	Burst Interval(s)		Number of Pulses	Pulse Width (us)	Pulse 1-to-2 Spacing (us)	Pulse 2-to-3 Spacing (us)	Pulse Start (s)	Chirp Width (MHZ)
1	0	0.7	1	80	/	/	0.602	11
2	0.7	1.4	1	97	/	/	1.133	11
3	1.4	2.1	3	51	1472	1198	2.064	11
4	2.1	2.8	3	69	1237	1085	2.29	11
5	2.8	3.5	2	73	1751	/	3.309	11
6	3.5	4.2	2	75	1960	/	4.226	11
7	4.2	4.9	1	69	/	/	4.879	11
8	4.9	5.6	1	85	/	/	5.281	11
9	5.6	6.4	3	93	1542	1759	5.911	11
10	6.4	7.1	1	60	/	/	6.454	11
11	7.1	7.8	3	72	1033	1932	7.258	11
12	7.8	8.5	3	57	1406	1159	8.43	11
13	8.5	9.2	2	76	1887	/	8.558	11
14	9.2	9.9	1	80	/	/	9.501	11
15	9.9	10.6	2	99	1211	/	10.375	11
16	10.6	11.3	2	93	1665	/	10.967	11
17	11.3	12	1	71	/	/	11.304	11

FCC Radar Type 5 Trial #2, Signal generator frequency: 5496.2MHz

Burst #	Burst Interval(s)		Number of Pulses	Pulse Width (us)	Pulse 1-to-2 Spacing (us)	Pulse 2-to-3 Spacing (us)	Pulse Start (s)	Chirp Width (MHZ)
1	0	1.3	2	68	1088	/	1.212	13
2	1.3	2.7	2	54	1411	/	2.207	13
3	2.7	4	2	72	1446	/	3.883	13
4	4	5.3	3	76	1457	1466	4.896	13
5	5.3	6.7	2	99	1732	/	6.436	13
6	6.7	8	2	57	1296	/	7.566	13
7	8	9.3	2	57	1217	/	9.283	13
8	9.3	10.7	1	93	/	/	10.048	13
9	10.7	12	1	79	/	/	11.727	13

FCC Radar Type 5 Trial #3, Signal generator frequency: 5499 MHz

Burst #	Burst Interval(s)		Number of Pulses	Pulse Width (us)	Pulse 1-to-2 Spacing (us)	Pulse 2-to-3 Spacing (us)	Pulse Start (s)	Chirp Width (MHZ)
1	0	1.5	2	99	1369	/	0.527	20
2	1.5	3	2	50	1520	/	1.802	20
3	3	4.5	1	89	/	/	4.061	20
4	4.5	6	1	96	/	/	5.844	20
5	6	7.5	2	90	1812	/	6.775	20
6	7.5	9	2	57	1215	/	8.794	20
7	9	10.5	2	85	1477	/	9.23	20
8	10.5	12	2	67	1389	/	10.674	20

FCC Radar Type 5 Trial #4, Signal generator frequency: 5495.8 MHz

Burst #	Burst Interval(s)		Number of Pulses	Pulse Width (us)	Pulse 1-to-2 Spacing (us)	Pulse 2-to-3 Spacing (us)	Pulse Start (s)	Chirp Width (MHZ)
1	0	1.3	1	94	/	/	0.682	12
2	1.3	2.7	1	72	/	/	2.206	12
3	2.7	4	1	61	/	/	3.868	12
4	4	5.3	1	68	/	/	4.997	12
5	5.3	6.7	3	53	1012	1443	5.668	12
6	6.7	8	3	87	1138	1204	7.445	12
7	8	9.3	1	64	/	/	8.8	12
8	9.3	10.7	3	54	1973	1140	10.02	12
9	10.7	12	3	90	1805	1165	11.218	12

FCC Radar Type 5 Trial #5, Signal generator frequency: 5493 MHz

Burst #	Burst Interval(s)		Number of Pulses	Pulse Width (us)	Pulse 1-to-2 Spacing (us)	Pulse 2-to-3 Spacing (us)	Pulse Start (s)	Chirp Width (MHZ)
1	0	1.1	1	89	/	/	0.811	5
2	1.1	2.2	2	57	1025	/	1.772	5
3	2.2	3.3	2	82	1474	/	3.234	5
4	3.3	4.4	2	96	1250	/	3.597	5
5	4.4	5.5	2	87	1576	/	5.379	5
6	5.5	6.5	3	56	1804	1651	6.384	5
7	6.5	7.6	2	94	1453	/	7.315	5
8	7.6	8.7	2	69	1216	/	7.757	5
9	8.7	9.8	1	100	/	/	8.852	5
10	9.8	10.9	3	82	1688	1311	10.108	5
11	10.9	12	1	95	/	/	11.415	5

FCC Radar Type 5 Trial #6, Signal generator frequency: 5497.4 MHz

Burst #	Burst Interval(s)		Number of Pulses	Pulse Width (us)	Pulse 1-to-2 Spacing (us)	Pulse 2-to-3 Spacing (us)	Pulse Start (s)	Chirp Width (MHZ)
1	0	1	2	52	1912	/	0.586	16
2	1	2	2	51	1082	/	1.361	16
3	2	3	1	89	/	/	2.851	16
4	3	4	1	63	/	/	3.073	16
5	4	5	1	100	/	/	4.789	16
6	5	6	2	71	1583	/	5.818	16
7	6	7	2	53	1866	/	6.501	16
8	7	8	3	52	1017	1920	7.022	16
9	8	9	2	76	1232	/	8.564	16
10	9	10	2	74	1710	/	9.981	16
11	10	11	1	77	/	/	11.005	16
12	11	12	2	79	1832	/	11.445	16

FCC Radar Type 5 Trial #7, Signal generator frequency: 5495 MHz

Burst #	Burst Interval(s)		Number of Pulses	Pulse Width (us)	Pulse 1-to-2 Spacing (us)	Pulse 2-to-3 Spacing (us)	Pulse Start (s)	Chirp Width (MHZ)
1	0	0.9	2	71	1167	/	0.42	10
2	0.9	1.7	3	78	1876	1788	1.57	10
3	1.7	2.6	2	51	1565	/	1.949	10
4	2.6	3.4	2	68	1001	/	2.671	10
5	3.4	4.3	1	62	/	/	3.793	10
6	4.3	5.1	3	70	1031	1809	4.9	10
7	5.1	6	3	57	1047	1058	5.77	10
8	6	6.9	2	63	1318	/	6.66	10
9	6.9	7.7	3	85	1523	1213	7.329	10
10	7.7	8.6	2	74	1972	/	8.28	10
11	8.6	9.4	2	99	1828	/	9.046	10
12	9.4	10.3	3	54	1741	1041	10.189	10
13	10.3	11.1	3	61	1062	1071	10.583	10
14	11.1	12	2	61	1230	/	11.197	10

FCC Radar Type 5 Trial #8, Signal generator frequency: 5494 MHz

Burst #	Burst Interval(s)		Number of Pulses	Pulse Width (us)	Pulse 1-to-2 Spacing (us)	Pulse 2-to-3 Spacing (us)	Pulse Start (s)	Chirp Width (MHZ)
1	0	1.5	1	52	/	/	1.247	8
2	1.5	3	3	70	1501	1944	2.489	8
3	3	4.5	3	94	1118	1495	4.258	8
4	4.5	6	2	79	1003	/	5.541	8
5	6	7.5	3	53	1171	1422	7	8
6	7.5	9	1	78	/	/	7.577	8
7	9	10.5	2	69	1950	/	10.289	8
8	10.5	12	3	60	1011	1007	11.676	8

FCC Radar Type 5 Trial #9, Signal generator frequency: 5496MHz

Burst #	Burst Interval(s)		Number of Pulses	Pulse Width (us)	Pulse 1-to-2 Spacing (us)	Pulse 2-to-3 Spacing (us)	Pulse Start (s)	Chirp Width (MHZ)
1	0	0.9	1	98	/	/	0.733	9
2	0.9	1.8	2	67	1370	/	1.57	9
3	1.8	2.8	2	58	1016	/	2.561	9
4	2.8	3.7	1	89	/	/	3.612	9
5	3.7	4.6	2	83	1264	/	3.751	9
6	4.6	5.5	2	82	1261	/	5.478	9
7	5.5	6.5	2	89	1808	/	6.277	9
8	6.5	7.4	3	81	1050	1899	6.982	9
9	7.4	8.3	1	62	/	/	7.57	9
10	8.3	9.2	3	91	1906	1489	8.468	9
11	9.2	10.2	2	92	1542	/	10.144	9
12	10.2	11.1	2	86	1864	/	10.809	9
13	11.1	12	2	61	1361	/	11.266	9

FCC Radar Type 5 Trial #10, Signal generator frequency: 5496.6 MHz

Burst #	Burst Interval(s)		Number of Pulses	Pulse Width (us)	Pulse 1-to-2 Spacing (us)	Pulse 2-to-3 Spacing (us)	Pulse Start (s)	Chirp Width (MHZ)
1	0	1	3	75	1237	1890	0.46	14
2	1	2	2	75	1355	/	1.85	14
3	2	3	3	88	1030	1879	2.075	14
4	3	4	3	91	1238	1603	3.754	14
5	4	5	2	92	1887	/	4.786	14
6	5	6	1	60	/	/	5.322	14
7	6	7	2	69	1993	/	6.706	14
8	7	8	1	100	/	/	7.657	14
9	8	9	3	51	1837	1340	8.468	14
10	9	10	2	93	1117	/	9.348	14
11	10	11	1	82	/	/	10.639	14
12	11	12	1	90	/	/	11.238	14

FCC Radar Type 5 Trial #11, Signal generator frequency: 5510 MHz

Burst #	Burst Interval(s)		Number of Pulses	Pulse Width (us)	Pulse 1-to-2 Spacing (us)	Pulse 2-to-3 Spacing (us)	Pulse Start (s)	Chirp Width (MHZ)
1	0	0.9	2	68	1423	/	0.434	18
2	0.9	1.8	3	75	1412	1597	1.134	18
3	1.8	2.8	1	79	/	/	1.881	18
4	2.8	3.7	2	56	1738	/	3.094	18
5	3.7	4.6	2	75	1413	/	4.424	18
6	4.6	5.5	3	85	1139	1580	4.915	18
7	5.5	6.5	2	90	1609	/	6.33	18
8	6.5	7.4	2	98	1120	/	7.203	18
9	7.4	8.3	2	55	1638	/	7.956	18
10	8.3	9.2	2	63	1230	/	8.816	18
11	9.2	10.2	2	71	1684	/	9.73	18
12	10.2	11.1	2	97	1270	/	11.057	18
13	11.1	12	3	97	1569	1990	11.683	18

FCC Radar Type 5 Trial #12, Signal generator frequency: 5510 MHz

Burst #	Burst Interval(s)		Number of Pulses	Pulse Width (us)	Pulse 1-to-2 Spacing (us)	Pulse 2-to-3 Spacing (us)	Pulse Start (s)	Chirp Width (MHZ)
1	0	1.2	2	89	1794	/	0.291	19
2	1.2	2.4	2	100	1605	/	1.7	19
3	2.4	3.6	2	54	1729	/	2.451	19
4	3.6	4.8	2	98	1108	/	3.882	19
5	4.8	6	2	71	1371	/	4.834	19
6	6	7.2	3	64	1145	1705	6.233	19
7	7.2	8.4	3	60	1791	1299	8.222	19
8	8.4	9.6	2	55	1808	/	8.838	19
9	9.6	10.8	2	63	1816	/	9.796	19
10	10.8	12	2	51	1675	/	10.909	19

FCC Radar Type 5 Trial #13, Signal generator frequency: 5510 MHz

Burst #	Burst Interval(s)		Number of Pulses	Pulse Width (us)	Pulse 1-to-2 Spacing (us)	Pulse 2-to-3 Spacing (us)	Pulse Start (s)	Chirp Width (MHZ)
1	0	1.1	2	85	1341	/	0.6	11
2	1.1	2.2	1	99	/	/	2.12	11
3	2.2	3.3	2	64	1362	/	2.381	11
4	3.3	4.4	1	57	/	/	3.503	11
5	4.4	5.5	1	71	/	/	5.304	11
6	5.5	6.5	1	57	/	/	6.013	11
7	6.5	7.6	1	93	/	/	7.185	11
8	7.6	8.7	2	88	1461	/	8.399	11
9	8.7	9.8	3	52	1753	1753	9.475	11
10	9.8	10.9	1	62	/	/	10.531	11
11	10.9	12	3	95	1033	1033	11.566	11

FCC Radar Type 5 Trial #14, Signal generator frequency: 5510 MHz

Burst #	Burst Interval(s)		Number of Pulses	Pulse Width (us)	Pulse 1-to-2 Spacing (us)	Pulse 2-to-3 Spacing (us)	Pulse Start (s)	Chirp Width (MHZ)
1	0	0.9	1	78	/	/	0.374	6
2	0.9	1.8	3	51	1585	1983	1.304	6
3	1.8	2.8	1	97	/	/	2.71	6
4	2.8	3.7	1	64	/	/	3.488	6
5	3.7	4.6	3	78	1673	1375	4.296	6
6	4.6	5.5	3	81	1348	1750	5.029	6
7	5.5	6.5	1	89	/	/	5.843	6
8	6.5	7.4	2	57	1501	/	7.088	6
9	7.4	8.3	2	57	1377	/	7.505	6
10	8.3	9.2	1	75	/	/	8.954	6
11	9.2	10.2	2	91	1504	/	10.137	6
12	10.2	11.1	1	59	/	/	11.052	6
13	11.1	12	1	71	/	/	11.198	6

FCC Radar Type 5 Trial #15, Signal generator frequency: 5510 MHz

Burst #	Burst Interval(s)		Number of Pulses	Pulse Width (us)	Pulse 1-to-2 Spacing (us)	Pulse 2-to-3 Spacing (us)	Pulse Start (s)	Chirp Width (MHZ)
1	0	1.3	2	88	1612	/	0.872	14
2	1.3	2.7	1	89	/	/	1.8	14
3	2.7	4	2	63	1326	/	2.886	14
4	4	5.3	1	69	/	/	5.226	14
5	5.3	6.7	1	65	/	/	5.905	14
6	6.7	8	2	73	1667	/	7.558	14
7	8	9.3	1	64	/	/	8.812	14
8	9.3	10.7	3	69	1026	1172	9.451	14
9	10.7	12	1	85	/	/	11.212	14

FCC Radar Type 5 Trial #16, Signal generator frequency: 5510 MHz

Burst #	Burst Interval(s)		Number of Pulses	Pulse Width (us)	Pulse 1-to-2 Spacing (us)	Pulse 2-to-3 Spacing (us)	Pulse Start (s)	Chirp Width (MHZ)
1	0	1.1	1	99	/	/	0.829	16
2	1.1	2.2	3	78	1375	1648	1.916	16
3	2.2	3.3	2	90	1330	/	3.194	16
4	3.3	4.4	1	53	/	/	4.336	16
5	4.4	5.5	2	94	1319	/	4.933	16
6	5.5	6.5	2	86	1158	/	6.002	16
7	6.5	7.6	2	87	1645	/	7.424	16
8	7.6	8.7	3	59	1049	1703	7.812	16
9	8.7	9.8	2	75	1319	/	9.66	16
10	9.8	10.9	3	67	1504	1890	9.978	16
11	10.9	12	3	99	1792	1268	11.06	16

FCC Radar Type 5 Trial #17, Signal generator frequency: 5510 MHz

Burst #	Burst Interval(s)		Number of Pulses	Pulse Width (us)	Pulse 1-to-2 Spacing (us)	Pulse 2-to-3 Spacing (us)	Pulse Start (s)	Chirp Width (MHZ)
1	0	1.2	2	52	1407	/	0.156	13
2	1.2	2.4	2	97	1763	/	2.041	13
3	2.4	3.6	3	69	1655	1013	3.43	13
4	3.6	4.8	3	85	1033	1012	3.839	13
5	4.8	6	1	71	/	/	5.01	13
6	6	7.2	1	53	/	/	6.637	13
7	7.2	8.4	2	67	1067	/	8.399	13
8	8.4	9.6	2	61	1068	/	8.54	13
9	9.6	10.8	2	79	1839	/	10.763	13
10	10.8	12	2	78	1857	/	11.051	13

FCC Radar Type 5 Trial #18, Signal generator frequency: 5510 MHz

Burst #	Burst Interval(s)		Number of Pulses	Pulse Width (us)	Pulse 1-to-2 Spacing (us)	Pulse 2-to-3 Spacing (us)	Pulse Start (s)	Chirp Width (MHZ)
1	0	0.8	2	91	1873	/	0.259	9
2	0.8	1.6	2	99	1242	/	1.01	9
3	1.6	2.4	2	54	1625	/	2.06	9
4	2.4	3.2	2	65	1834	/	3.157	9
5	3.2	4	2	91	1696	/	3.417	9
6	4	4.8	3	57	1766	1143	4.557	9
7	4.8	5.6	3	76	1543	1561	4.89	9
8	5.6	6.4	2	74	1343	/	5.619	9
9	6.4	7.2	1	85	/	/	7.17	9
10	7.2	8	3	97	1560	1823	7.705	9
11	8	8.8	1	71	/	/	8.549	9
12	8.8	9.6	2	86	1094	/	9.396	9
13	9.6	10.4	2	52	1523	/	9.99	9
14	10.4	11.2	3	56	1429	1321	10.539	9
15	11.2	12	3	52	1376	1610	11.251	9

FCC Radar Type 5 Trial #19, Signal generator frequency: 5510 MHz

Burst #	Burst Interval(s)		Number of Pulses	Pulse Width (us)	Pulse 1-to-2 Spacing (us)	Pulse 2-to-3 Spacing (us)	Pulse Start (s)	Chirp Width (MHZ)
1	0	0.9	2	90	1656	/	0.015	15
2	0.9	1.8	2	82	1762	/	1.449	15
3	1.8	2.8	3	74	1496	1860	2.695	15
4	2.8	3.7	2	64	1984	/	3.677	15
5	3.7	4.6	2	54	1485	/	4.241	15
6	4.6	5.5	1	99	/	/	5.002	15
7	5.5	6.5	2	51	1010	/	5.705	15
8	6.5	7.4	3	87	1833	1841	7.193	15
9	7.4	8.3	3	71	1857	1146	7.491	15
10	8.3	9.2	3	76	1593	1656	8.488	15
11	9.2	10.2	2	61	1120	/	9.554	15
12	10.2	11.1	1	67	/	/	10.902	15
13	11.1	12	1	51	/	/	11.634	15

FCC Radar Type 5 Trial #20, Signal generator frequency: 5510 MHz

Burst #	Burst Interval(s)		Number of Pulses	Pulse Width (us)	Pulse 1-to-2 Spacing (us)	Pulse 2-to-3 Spacing (us)	Pulse Start (s)	Chirp Width (MHZ)
1	0	1	1	95	/	/	0.603	7
2	1	2	2	99	1653	/	1.943	7
3	2	3	3	82	1917	1022	2.717	7
4	3	4	3	93	1372	1017	3.793	7
5	4	5	2	70	1829	/	4.434	7
6	5	6	1	52	/	/	5.502	7
7	6	7	3	76	1173	1301	6.107	7
8	7	8	2	73	1209	/	7.678	7
9	8	9	2	82	1597	/	8.653	7
10	9	10	3	50	1296	1986	9.09	7
11	10	11	1	89	/	/	10.37	7
12	11	12	1	61	/	/	11.732	7

FCC Radar Type 5 Trial #21, Signal generator frequency: 5525 MHz

Burst #	Burst Interval(s)		Number of Pulses	Pulse Width (us)	Pulse 1-to-2 Spacing (us)	Pulse 2-to-3 Spacing (us)	Pulse Start (s)	Chirp Width (MHZ)
1	0	1.3	2	95	1223	/	0.163	10
2	1.3	2.7	2	79	1835	/	1.706	10
3	2.7	4	2	77	1351	/	3.216	10
4	4	5.3	2	64	1886	/	4.517	10
5	5.3	6.7	1	94	/	/	5.617	10
6	6.7	8	3	60	1145	1876	7.471	10
7	8	9.3	2	56	1888	/	8.458	10
8	9.3	10.7	1	59	/	/	9.825	10
9	10.7	12.0	2	77	1034	/	10.807	10

FCC Radar Type 5 Trial #22, Signal generator frequency: 5521.8 MHz

Burst #	Burst Interval(s)		Number of Pulses	Pulse Width (us)	Pulse 1-to-2 Spacing (us)	Pulse 2-to-3 Spacing (us)	Pulse Start (s)	Chirp Width (MHZ)
1	0	0.9	3	56	1772	1714	0.660	18
2	0.9	1.7	1	70	/	/	1.327	18
3	1.7	2.6	2	69	1302	/	1.871	18
4	2.6	3.4	3	100	1533	1072	3.256	18
5	3.4	4.3	3	62	1165	1357	3.462	18
6	4.3	5.1	3	93	1783	1531	4.950	18
7	5.1	6	2	68	1456	/	5.732	18
8	6	6.9	3	81	1303	1367	6.293	18
9	6.9	7.7	3	80	1261	1571	7.257	18
10	7.7	8.6	2	90	1705	/	7.999	18
11	8.6	9.4	2	94	1386	/	9.313	18
12	9.4	10.3	3	76	1362	1418	9.977	18
13	10.3	11.1	1	63	/	/	10.892	18
14	11.1	12	3	75	1488	1852	11.826	18

FCC Radar Type 5 Trial #23, Signal generator frequency: 5522.6 MHz

Burst #	Burst Interval(s)		Number of Pulses	Pulse Width (us)	Pulse 1-to-2 Spacing (us)	Pulse 2-to-3 Spacing (us)	Pulse Start (s)	Chirp Width (MHZ)
1	0	0.6	2	76	1847	/	0.043	16
2	0.6	1.2	2	69	1516	/	0.828	16
3	1.2	1.8	3	96	1589	1817	1.436	16
4	1.8	2.4	3	89	1381	1888	2.290	16
5	2.4	3	1	53	/	/	2.500	16
6	3	3.6	3	86	1845	1896	3.593	16
7	3.6	4.2	2	66	1229	/	3.634	16
8	4.2	4.8	1	67	/	/	4.399	16
9	4.8	5.4	3	67	1416	1336	5.292	16
10	5.4	6	1	100	/	/	5.471	16
11	6	6.6	2	80	1440	/	6.279	16
12	6.6	7.2	1	81	/	/	7.075	16
13	7.2	7.8	1	52	/	/	7.752	16
14	7.8	8.4	1	68	/	/	7.869	16
15	8.4	9	1	83	/	/	8.719	16
16	9	9.6	1	99	/	/	9.157	16
17	9.6	10.2	1	74	/	/	9.612	16
18	10.2	10.8	2	73	1081	/	10.594	16
19	10.8	11.4	2	53	1546	/	10.878	16
20	11.4	12	2	75	1911	/	11.446	16

FCC Radar Type 5 Trial #24, Signal generator frequency: 5524.6 MHz

Burst #	Burst Interval(s)		Number of Pulses	Pulse Width (us)	Pulse 1-to-2 Spacing (us)	Pulse 2-to-3 Spacing (us)	Pulse Start (s)	Chirp Width (MHZ)
1	0	1	3	54	1190	1288	0.533	11
2	1	2	1	90	/	/	1.086	11
3	2	3	2	93	1434	/	2.317	11
4	3	4	3	76	1243	1117	3.071	11
5	4	5	3	73	1650	1167	4.719	11
6	5	6	3	78	1749	1537	5.142	11
7	6	7	1	85	/	/	6.978	11
8	7	8	3	60	1431	1634	7.824	11
9	8	9	2	82	1551	/	8.513	11
10	9	10	3	87	1880	1225	9.388	11
11	10	11	1	64	/	/	10.404	11
12	11	12	1	89	/	/	11.120	11

FCC Radar Type 5 Trial #25, Signal generator frequency: 5525.4 MHz

Burst #	Burst Interval(s)		Number of Pulses	Pulse Width (us)	Pulse 1-to-2 Spacing (us)	Pulse 2-to-3 Spacing (us)	Pulse Start (s)	Chirp Width (MHZ)
1	0	0.9	3	83	1763	1792	0.233	9
2	0.9	1.8	3	65	1334	1552	1.615	9
3	1.8	2.8	1	79	/	/	2.368	9
4	2.8	3.7	2	60	1516	/	3.218	9
5	3.7	4.6	2	65	1670	/	4.410	9
6	4.6	5.5	1	90	/	/	5.469	9
7	5.5	6.5	1	67	/	/	6.286	9
8	6.5	7.4	2	72	1562	/	7.046	9
9	7.4	8.3	2	94	1775	/	7.886	9
10	8.3	9.2	2	78	1468	/	9.013	9
11	9.2	10.2	1	82	/	/	9.715	9
12	10.2	11.1	2	95	1005	/	10.488	9
13	11.1	12	3	98	1524	1731	11.365	9

FCC Radar Type 5 Trial #26, Signal generator frequency: 5526.6 MHz

Burst #	Burst Interval(s)		Number of Pulses	Pulse Width (us)	Pulse 1-to-2 Spacing (us)	Pulse 2-to-3 Spacing (us)	Pulse Start (s)	Chirp Width (MHZ)
1	0	1.2	2	64	1443	/	1.086	6
2	1.2	2.4	1	73	/	/	1.478	6
3	2.4	3.6	1	77	/	/	2.456	6
4	3.6	4.8	1	57	/	/	3.975	6
5	4.8	6	1	91	/	/	5.613	6
6	6	7.2	1	84	/	/	7.098	6
7	7.2	8.4	3	79	1645	1410	8.332	6
8	8.4	9.6	1	97	/	/	9.142	6
9	9.6	10.8	1	97	/	/	9.617	6
10	10.8	12	3	61	1000	1302	11.916	6

FCC Radar Type 5 Trial #27, Signal generator frequency: 5523 MHz

Burst #	Burst Interval(s)		Number of Pulses	Pulse Width (us)	Pulse 1-to-2 Spacing (us)	Pulse 2-to-3 Spacing (us)	Pulse Start (s)	Chirp Width (MHZ)
1	0	1.1	3	62	1413	1357	1.074	15
2	1.1	2.2	3	97	1989	1685	1.857	15
3	2.2	3.3	2	63	1912	/	2.833	15
4	3.3	4.4	3	58	1133	1933	4.202	15
5	4.4	5.5	3	76	1596	1224	5.192	15
6	5.5	6.5	1	82	/	/	5.708	15
7	6.5	7.6	3	89	1357	1827	6.897	15
8	7.6	8.7	3	62	1816	1539	7.736	15
9	8.7	9.8	3	71	1736	1181	9.125	15
10	9.8	10.9	3	77	1308	1125	10.352	15
11	10.9	12	3	73	1132	1104	10.934	15

FCC Radar Type 5 Trial #28, Signal generator frequency: 5521.4 MHz

Burst #	Burst Interval(s)		Number of Pulses	Pulse Width (us)	Pulse 1-to-2 Spacing (us)	Pulse 2-to-3 Spacing (us)	Pulse Start (s)	Chirp Width (MHZ)
1	0	0.8	3	67	1158	1180	0.031	19
2	0.8	1.6	1	68	/	/	0.928	19
3	1.6	2.4	1	91	/	/	1.641	19
4	2.4	3.2	1	94	/	/	2.677	19
5	3.2	4	3	91	1965	1806	3.599	19
6	4	4.8	1	69	/	/	4.691	19
7	4.8	5.6	2	70	1090	/	4.923	19
8	5.6	6.4	2	79	1891	/	6.008	19
9	6.4	7.2	2	93	1710	/	7.001	19
10	7.2	8	1	76	/	/	7.317	19
11	8	8.8	2	70	1949	/	8.173	19
12	8.8	9.6	1	93	/	/	8.881	19
13	9.6	10.4	3	75	1457	1780	9.781	19
14	10.4	11.2	3	76	1312	1149	10.751	19
15	11.2	12	1	84	/	/	11.347	19

FCC Radar Type 5 Trial #29, Signal generator frequency: 5525.8 MHz

Burst #	Burst Interval(s)		Number of Pulses	Pulse Width (us)	Pulse 1-to-2 Spacing (us)	Pulse 2-to-3 Spacing (us)	Pulse Start (s)	Chirp Width (MHZ)
1	0	0.9	3	78	1785	1374	0.852	8
2	0.9	1.7	3	87	1882	1082	1.065	8
3	1.7	2.6	3	81	1182	1344	2.037	8
4	2.6	3.4	2	60	1712	/	2.702	8
5	3.4	4.3	2	96	1297	/	3.714	8
6	4.3	5.1	1	59	/	/	4.949	8
7	5.1	6	1	63	/	/	5.568	8
8	6	6.9	2	97	1904	/	6.571	8
9	6.9	7.7	2	50	1387	/	7.262	8
10	7.7	8.6	3	60	1699	1096	7.960	8
11	8.6	9.4	1	59	/	/	9.146	8
12	9.4	10.3	3	63	1818	1564	9.792	8
13	10.3	11.1	2	59	1496	/	10.508	8
14	11.1	12	1	85	/	/	11.757	8

FCC Radar Type 5 Trial #30, Signal generator frequency: 5524.2 MHz

Burst #	Burst Interval(s)		Number of Pulses	Pulse Width (us)	Pulse 1-to-2 Spacing (us)	Pulse 2-to-3 Spacing (us)	Pulse Start (s)	Chirp Width (MHZ)
1	0	0.6	1	98	/	/	0.112	12
2	0.6	1.3	3	89	1215	1316	0.850	12
3	1.3	1.9	2	90	1710	/	1.313	12
4	1.9	2.5	1	94	/	/	2.344	12
5	2.5	3.2	3	80	1936	1143	2.770	12
6	3.2	3.8	1	60	/	/	3.693	12
7	3.8	4.4	2	83	1683	/	3.852	12
8	4.4	5.1	2	72	1727	/	4.712	12
9	5.1	5.7	3	57	1363	1185	5.637	12
10	5.7	6.3	2	83	1507	/	5.717	12
11	6.3	6.9	2	69	1647	/	6.907	12
12	6.9	7.6	1	92	/	/	6.987	12
13	7.6	8.2	3	90	1160	1309	7.855	12
14	8.2	8.8	1	51	/	/	8.469	12
15	8.8	9.5	3	82	1779	1800	9.219	12
16	9.5	10.1	1	57	/	/	9.875	12
17	10.1	10.7	1	79	/	/	10.265	12
18	10.7	11.4	3	80	1669	1949	11.031	12
19	11.4	12	1	89	/	/	11.770	12

EUT Frequency = 5510 MHz, 11n (HT40) mode, FCC Radar Type 6 Sim

Trials	Name	Result	Detection Percentage	Limits
1	FCC Radar Type 6 Test 1	Yes	100.00%	70%
2	FCC Radar Type 6 Test 2	Yes		
3	FCC Radar Type 6 Test 3	Yes		
4	FCC Radar Type 6 Test 4	Yes		
5	FCC Radar Type 6 Test 5	Yes		
6	FCC Radar Type 6 Test 6	Yes		
7	FCC Radar Type 6 Test 7	Yes		
8	FCC Radar Type 6 Test 8	Yes		
9	FCC Radar Type 6 Test 9	Yes		
10	FCC Radar Type 6 Test 10	Yes		
11	FCC Radar Type 6 Test 11	Yes		
12	FCC Radar Type 6 Test 12	Yes		
13	FCC Radar Type 6 Test 13	Yes		
14	FCC Radar Type 6 Test 14	Yes		
15	FCC Radar Type 6 Test 15	Yes		
16	FCC Radar Type 6 Test 16	Yes		
17	FCC Radar Type 6 Test 17	Yes		
18	FCC Radar Type 6 Test 18	Yes		
19	FCC Radar Type 6 Test 19	Yes		
20	FCC Radar Type 6 Test 20	Yes		
21	FCC Radar Type 6 Test 21	Yes		
22	FCC Radar Type 6 Test 22	Yes		
23	FCC Radar Type 6 Test 23	Yes		
24	FCC Radar Type 6 Test 24	Yes		
25	FCC Radar Type 6 Test 25	Yes		
26	FCC Radar Type 6 Test 26	Yes		
27	FCC Radar Type 6 Test 27	Yes		
28	FCC Radar Type 6 Test 28	Yes		
29	FCC Radar Type 6 Test 29	Yes		
30	FCC Radar Type 6 Test 30	Yes		

EUT Frequency = 5510 MHz, 11n (HT40) mode, FCC Radar Type 6 Hop

Trials	Name	Result	Detection Percentage	Limits
1	FCC Radar Type 6 Test 1	Yes	100.00%	70%
2	FCC Radar Type 6 Test 2	Yes		
3	FCC Radar Type 6 Test 3	Yes		
4	FCC Radar Type 6 Test 4	Yes		
5	FCC Radar Type 6 Test 5	Yes		
6	FCC Radar Type 6 Test 6	Yes		
7	FCC Radar Type 6 Test 7	Yes		
8	FCC Radar Type 6 Test 8	Yes		
9	FCC Radar Type 6 Test 9	Yes		
10	FCC Radar Type 6 Test 10	Yes		
11	FCC Radar Type 6 Test 11	Yes		
12	FCC Radar Type 6 Test 12	Yes		
13	FCC Radar Type 6 Test 13	Yes		
14	FCC Radar Type 6 Test 14	Yes		
15	FCC Radar Type 6 Test 15	Yes		
16	FCC Radar Type 6 Test 16	Yes		
17	FCC Radar Type 6 Test 17	Yes		
18	FCC Radar Type 6 Test 18	Yes		
19	FCC Radar Type 6 Test 19	Yes		
20	FCC Radar Type 6 Test 20	Yes		
21	FCC Radar Type 6 Test 21	Yes		
22	FCC Radar Type 6 Test 22	Yes		
23	FCC Radar Type 6 Test 23	Yes		
24	FCC Radar Type 6 Test 24	Yes		
25	FCC Radar Type 6 Test 25	Yes		
26	FCC Radar Type 6 Test 26	Yes		
27	FCC Radar Type 6 Test 27	Yes		
28	FCC Radar Type 6 Test 28	Yes		
29	FCC Radar Type 6 Test 29	Yes		
30	FCC Radar Type 6 Test 30	Yes		

EUT Frequency = 5530 MHz, 11ac (VHT80) mode, FCC Radar Type 1

Trials	Pulse Repetition Frequency Number (1 to 23)	Pulse Repetition Frequency (Pulses Per Second)	Pulse Repetition Interval (Microseconds)	Result	Detection Percentage	Limits
1	3	1792.1	558	Yes	100.00%	60%
2	12	1355	738	Yes		
3	13	1319.3	758	Yes		
4	22	1066.1	938	Yes		
5	1	1930.5	518	Yes		
6	14	1285.3	778	Yes		
7	9	1474.9	678	Yes		
8	4	1730.1	578	Yes		
9	11	1392.8	718	Yes		
10	7	1567.4	638	Yes		
11	10	1432.7	698	Yes		
12	17	1193.3	838	Yes		
13	16	1222.5	818	Yes		
14	8	1519.8	658	Yes		
15	15	1253.1	798	Yes		
16	23	326.2	902	Yes		
17	20	1113.6	1499	Yes		
18	18	1165.6	2043	Yes		
19	21	1089.3	2635	Yes		
20	2	1858.7	1743	Yes		
21	6	1618.1	622	Yes		
22	19	1139	2233	Yes		
23	5	1672.2	1902	Yes		
24	8	1519.8	1487	Yes		
25	16	1222.5	1800	Yes		
26	14	1285.3	2091	Yes		
27	7	1567.4	1328	Yes		
28	21	1089.3	956	Yes		
29	12	1355	969	Yes		
30	9	1474.9	1101	Yes		

EUT Frequency = 5530 MHz, 11ac (VHT80) mode, FCC Radar Type 2

Trials	Number Pulses per Burst	Pulse Width (us)	PRI (us)	Result	Detection Percentage	Limits
1	29	4.2	176	Yes	100.00%	60%
2	23	3.7	188	Yes		
3	26	2.4	185	Yes		
4	24	2	164	Yes		
5	23	1.4	214	Yes		
6	25	4.1	208	Yes		
7	29	3.5	212	Yes		
8	26	1.4	170	Yes		
9	24	3.6	186	Yes		
10	29	3.8	160	Yes		
11	26	4.4	162	Yes		
12	24	4.4	205	Yes		
13	25	2.4	182	Yes		
14	28	4.4	206	Yes		
15	23	4.4	213	Yes		
16	27	2.9	213	Yes		
17	23	2.3	154	Yes		
18	27	4.3	196	Yes		
19	27	4.5	219	Yes		
20	26	2.5	221	Yes		
21	29	3.2	219	Yes		
22	28	2.7	163	Yes		
23	28	3.5	203	Yes		
24	29	3.9	170	Yes		
25	27	2	154	Yes		
26	23	1.3	200	Yes		
27	28	1.9	173	Yes		
28	24	2.3	216	Yes		
29	27	2.2	214	Yes		
30	27	2.4	162	Yes		

EUT Frequency = 5530 MHz, 11ac (VHT80) mode, FCC Radar Type 3

Trials	Number Pulses per Burst	Pulse Width (us)	PRI (us)	Result	Detection Percentage	Limits
1	16	8.9	259	Yes	100.00%	60%
2	16	7.4	376	Yes		
3	17	6.2	283	Yes		
4	16	6.9	352	Yes		
5	18	8.8	421	Yes		
6	16	6.1	326	Yes		
7	18	7.4	214	Yes		
8	16	8.4	298	Yes		
9	17	9.2	416	Yes		
10	16	6.2	280	Yes		
11	16	8.4	464	Yes		
12	18	7.8	382	Yes		
13	16	8.8	230	Yes		
14	17	8.1	458	Yes		
15	16	9.3	269	Yes		
16	18	10	460	Yes		
17	17	7	412	Yes		
18	17	7.8	343	Yes		
19	17	8.4	318	Yes		
20	16	7	356	Yes		
21	16	6.4	243	Yes		
22	18	9.3	353	Yes		
23	16	9.8	473	Yes		
24	18	9.4	484	Yes		
25	18	8.6	313	Yes		
26	18	8.5	309	Yes		
27	16	6.5	216	Yes		
28	18	7.4	497	Yes		
29	16	9.5	296	Yes		
30	18	6.4	473	Yes		

EUT Frequency = 5530 MHz, 11ac (VHT80) mode, FCC Radar Type 4

Trials	Number Pulses per Burst	Pulse Width (us)	PRI (us)	Result	Detection Percentage	Limits
1	15	12.2	446	Yes	100.00%	60%
2	13	17.1	267	Yes		
3	16	17.1	342	Yes		
4	13	15.5	207	Yes		
5	12	19.8	431	Yes		
6	13	12.8	424	Yes		
7	14	14	292	Yes		
8	15	19.6	203	Yes		
9	16	12.2	406	Yes		
10	15	16.5	352	Yes		
11	14	12.9	437	Yes		
12	15	11.8	460	Yes		
13	14	16	303	Yes		
14	12	14.3	400	Yes		
15	16	13.7	368	Yes		
16	16	18.1	346	Yes		
17	14	18.7	305	Yes		
18	14	16.8	465	Yes		
19	16	11.3	203	Yes		
20	14	12	244	Yes		
21	13	13.7	476	Yes		
22	15	17.1	242	Yes		
23	13	15.3	468	Yes		
24	14	11.3	416	Yes		
25	14	12	376	Yes		
26	13	11	350	Yes		
27	16	11.4	407	Yes		
28	13	12.4	384	Yes		
29	12	17.9	487	Yes		
30	16	13	316	Yes		

Note: In addition an average minimum percentage of successful detection across all four Short pulse radar test waveforms is as follows:

$$\frac{P_d1+P_d2+P_d3+P_d4}{4} = \frac{(96.67\%+100\%+96.67\%+100\%)}{4} = 98.34\%(>80\%)$$

EUT Frequency = 5530 MHz, 11ac (VHT80) mode, FCC Radar Type 5

Trials	Name	Result	Detection Percentage	Limits
1	FCC Radar Type 5 Test 1	Yes	100.00%	80%
2	FCC Radar Type 5 Test 2	Yes		
3	FCC Radar Type 5 Test 3	Yes		
4	FCC Radar Type 5 Test 4	Yes		
5	FCC Radar Type 5 Test 5	Yes		
6	FCC Radar Type 5 Test 6	Yes		
7	FCC Radar Type 5 Test 7	Yes		
8	FCC Radar Type 5 Test 8	Yes		
9	FCC Radar Type 5 Test 9	Yes		
10	FCC Radar Type 5 Test 10	Yes		
11	FCC Radar Type 5 Test 11	Yes		
12	FCC Radar Type 5 Test 12	Yes		
13	FCC Radar Type 5 Test 13	Yes		
14	FCC Radar Type 5 Test 14	Yes		
15	FCC Radar Type 5 Test 15	Yes		
16	FCC Radar Type 5 Test 16	Yes		
17	FCC Radar Type 5 Test 17	Yes		
18	FCC Radar Type 5 Test 18	Yes		
19	FCC Radar Type 5 Test 19	Yes		
20	FCC Radar Type 5 Test 20	Yes		
21	FCC Radar Type 5 Test 21	Yes		
22	FCC Radar Type 5 Test 22	Yes		
23	FCC Radar Type 5 Test 23	Yes		
24	FCC Radar Type 5 Test 24	Yes		
25	FCC Radar Type 5 Test 25	Yes		
26	FCC Radar Type 5 Test 26	Yes		
27	FCC Radar Type 5 Test 27	Yes		
28	FCC Radar Type 5 Test 28	Yes		
29	FCC Radar Type 5 Test 29	Yes		
30	FCC Radar Type 5 Test 30	Yes		

FCC Radar Type 5 Trial #1, Signal generator frequency: 5495.4 MHz

Burst #	Burst Interval(s)		Number of Pulses	Pulse Width (us)	Pulse 1-to-2 Spacing (us)	Pulse 2-to-3 Spacing (us)	Pulse Start (s)	Chirp Width (MHZ)
1	0	0.7	1	80	/	/	0.602	11
2	0.7	1.4	1	97	/	/	1.133	11
3	1.4	2.1	3	51	1472	1198	2.064	11
4	2.1	2.8	3	69	1237	1085	2.29	11
5	2.8	3.5	2	73	1751	/	3.309	11
6	3.5	4.2	2	75	1960	/	4.226	11
7	4.2	4.9	1	69	/	/	4.879	11
8	4.9	5.6	1	85	/	/	5.281	11
9	5.6	6.4	3	93	1542	1759	5.911	11
10	6.4	7.1	1	60	/	/	6.454	11
11	7.1	7.8	3	72	1033	1932	7.258	11
12	7.8	8.5	3	57	1406	1159	8.43	11
13	8.5	9.2	2	76	1887	/	8.558	11
14	9.2	9.9	1	80	/	/	9.501	11
15	9.9	10.6	2	99	1211	/	10.375	11
16	10.6	11.3	2	93	1665	/	10.967	11
17	11.3	12	1	71	/	/	11.304	11

FCC Radar Type 5 Trial #2, Signal generator frequency: 5496.2 MHz

Burst #	Burst Interval(s)		Number of Pulses	Pulse Width (us)	Pulse 1-to-2 Spacing (us)	Pulse 2-to-3 Spacing (us)	Pulse Start (s)	Chirp Width (MHZ)
1	0	1.3	2	68	1088	/	1.212	13
2	1.3	2.7	2	54	1411	/	2.207	13
3	2.7	4	2	72	1446	/	3.883	13
4	4	5.3	3	76	1457	1466	4.896	13
5	5.3	6.7	2	99	1732	/	6.436	13
6	6.7	8	2	57	1296	/	7.566	13
7	8	9.3	2	57	1217	/	9.283	13
8	9.3	10.7	1	93	/	/	10.048	13
9	10.7	12	1	79	/	/	11.727	13

FCC Radar Type 5 Trial #3, Signal generator frequency: 5499 MHz

Burst #	Burst Interval(s)		Number of Pulses	Pulse Width (us)	Pulse 1-to-2 Spacing (us)	Pulse 2-to-3 Spacing (us)	Pulse Start (s)	Chirp Width (MHZ)
1	0	1.5	2	99	1369	/	0.527	20
2	1.5	3	2	50	1520	/	1.802	20
3	3	4.5	1	89	/	/	4.061	20
4	4.5	6	1	96	/	/	5.844	20
5	6	7.5	2	90	1812	/	6.775	20
6	7.5	9	2	57	1215	/	8.794	20
7	9	10.5	2	85	1477	/	9.23	20
8	10.5	12	2	67	1389	/	10.674	20

FCC Radar Type 5 Trial #4, Signal generator frequency: 5495.8 MHz

Burst #	Burst Interval(s)		Number of Pulses	Pulse Width (us)	Pulse 1-to-2 Spacing (us)	Pulse 2-to-3 Spacing (us)	Pulse Start (s)	Chirp Width (MHZ)
1	0	1.3	1	94	/	/	0.682	12
2	1.3	2.7	1	72	/	/	2.206	12
3	2.7	4	1	61	/	/	3.868	12
4	4	5.3	1	68	/	/	4.997	12
5	5.3	6.7	3	53	1012	1443	5.668	12
6	6.7	8	3	87	1138	1204	7.445	12
7	8	9.3	1	64	/	/	8.8	12
8	9.3	10.7	3	54	1973	1140	10.02	12
9	10.7	12	3	90	1805	1165	11.218	12

FCC Radar Type 5 Trial #5, Signal generator frequency: 5493 MHz

Burst #	Burst Interval(s)		Number of Pulses	Pulse Width (us)	Pulse 1-to-2 Spacing (us)	Pulse 2-to-3 Spacing (us)	Pulse Start (s)	Chirp Width (MHZ)
1	0	1.1	1	89	/	/	0.811	5
2	1.1	2.2	2	57	1025	/	1.772	5
3	2.2	3.3	2	82	1474	/	3.234	5
4	3.3	4.4	2	96	1250	/	3.597	5
5	4.4	5.5	2	87	1576	/	5.379	5
6	5.5	6.5	3	56	1804	1651	6.384	5
7	6.5	7.6	2	94	1453	/	7.315	5
8	7.6	8.7	2	69	1216	/	7.757	5
9	8.7	9.8	1	100	/	/	8.852	5
10	9.8	10.9	3	82	1688	1311	10.108	5
11	10.9	12	1	95	/	/	11.415	5

FCC Radar Type 5 Trial #6, Signal generator frequency: 5497.4 MHz

Burst #	Burst Interval(s)		Number of Pulses	Pulse Width (us)	Pulse 1-to-2 Spacing (us)	Pulse 2-to-3 Spacing (us)	Pulse Start (s)	Chirp Width (MHZ)
1	0	1	2	52	1912	/	0.586	16
2	1	2	2	51	1082	/	1.361	16
3	2	3	1	89	/	/	2.851	16
4	3	4	1	63	/	/	3.073	16
5	4	5	1	100	/	/	4.789	16
6	5	6	2	71	1583	/	5.818	16
7	6	7	2	53	1866	/	6.501	16
8	7	8	3	52	1017	1920	7.022	16
9	8	9	2	76	1232	/	8.564	16
10	9	10	2	74	1710	/	9.981	16
11	10	11	1	77	/	/	11.005	16
12	11	12	2	79	1832	/	11.445	16

FCC Radar Type 5 Trial #7, Signal generator frequency: 5495 MHz

Burst #	Burst Interval(s)		Number of Pulses	Pulse Width (us)	Pulse 1-to-2 Spacing (us)	Pulse 2-to-3 Spacing (us)	Pulse Start (s)	Chirp Width (MHZ)
1	0	0.9	2	71	1167	/	0.42	10
2	0.9	1.7	3	78	1876	1788	1.57	10
3	1.7	2.6	2	51	1565	/	1.949	10
4	2.6	3.4	2	68	1001	/	2.671	10
5	3.4	4.3	1	62	/	/	3.793	10
6	4.3	5.1	3	70	1031	1809	4.9	10
7	5.1	6	3	57	1047	1058	5.77	10
8	6	6.9	2	63	1318	/	6.66	10
9	6.9	7.7	3	85	1523	1213	7.329	10
10	7.7	8.6	2	74	1972	/	8.28	10
11	8.6	9.4	2	99	1828	/	9.046	10
12	9.4	10.3	3	54	1741	1041	10.189	10
13	10.3	11.1	3	61	1062	1071	10.583	10
14	11.1	12	2	61	1230	/	11.197	10

FCC Radar Type 5 Trial #8, Signal generator frequency: 5494 MHz

Burst #	Burst Interval(s)		Number of Pulses	Pulse Width (us)	Pulse 1-to-2 Spacing (us)	Pulse 2-to-3 Spacing (us)	Pulse Start (s)	Chirp Width (MHZ)
1	0	1.5	1	52	/	/	1.247	8
2	1.5	3	3	70	1501	1944	2.489	8
3	3	4.5	3	94	1118	1495	4.258	8
4	4.5	6	2	79	1003	/	5.541	8
5	6	7.5	3	53	1171	1422	7	8
6	7.5	9	1	78	/	/	7.577	8
7	9	10.5	2	69	1950	/	10.289	8
8	10.5	12	3	60	1011	1007	11.676	8

FCC Radar Type 5 Trial #9, Signal generator frequency: 5495 MHz

Burst #	Burst Interval(s)		Number of Pulses	Pulse Width (us)	Pulse 1-to-2 Spacing (us)	Pulse 2-to-3 Spacing (us)	Pulse Start (s)	Chirp Width (MHZ)
1	0	0.9	1	98	/	/	0.733	9
2	0.9	1.8	2	67	1370	/	1.57	9
3	1.8	2.8	2	58	1016	/	2.561	9
4	2.8	3.7	1	89	/	/	3.612	9
5	3.7	4.6	2	83	1264	/	3.751	9
6	4.6	5.5	2	82	1261	/	5.478	9
7	5.5	6.5	2	89	1808	/	6.277	9
8	6.5	7.4	3	81	1050	1899	6.982	9
9	7.4	8.3	1	62	/	/	7.57	9
10	8.3	9.2	3	91	1906	1489	8.468	9
11	9.2	10.2	2	92	1542	/	10.144	9
12	10.2	11.1	2	86	1864	/	10.809	9
13	11.1	12	2	61	1361	/	11.266	9

FCC Radar Type 5 Trial #10, Signal generator frequency: 5496.6 MHz

Burst #	Burst Interval(s)		Number of Pulses	Pulse Width (us)	Pulse 1-to-2 Spacing (us)	Pulse 2-to-3 Spacing (us)	Pulse Start (s)	Chirp Width (MHZ)
1	0	1	3	75	1237	1890	0.46	14
2	1	2	2	75	1355	/	1.85	14
3	2	3	3	88	1030	1879	2.075	14
4	3	4	3	91	1238	1603	3.754	14
5	4	5	2	92	1887	/	4.786	14
6	5	6	1	60	/	/	5.322	14
7	6	7	2	69	1993	/	6.706	14
8	7	8	1	100	/	/	7.657	14
9	8	9	3	51	1837	1340	8.468	14
10	9	10	2	93	1117	/	9.348	14
11	10	11	1	82	/	/	10.639	14
12	11	12	1	90	/	/	11.238	14

FCC Radar Type 5 Trial #11, Signal generator frequency: 5530 MHz

Burst #	Burst Interval(s)		Number of Pulses	Pulse Width (us)	Pulse 1-to-2 Spacing (us)	Pulse 2-to-3 Spacing (us)	Pulse Start (s)	Chirp Width (MHZ)
1	0	0.9	2	68	1423	/	0.434	18
2	0.9	1.8	3	75	1412	1597	1.134	18
3	1.8	2.8	1	79	/	/	1.881	18
4	2.8	3.7	2	56	1738	/	3.094	18
5	3.7	4.6	2	75	1413	/	4.424	18
6	4.6	5.5	3	85	1139	1580	4.915	18
7	5.5	6.5	2	90	1609	/	6.33	18
8	6.5	7.4	2	98	1120	/	7.203	18
9	7.4	8.3	2	55	1638	/	7.956	18
10	8.3	9.2	2	63	1230	/	8.816	18
11	9.2	10.2	2	71	1684	/	9.73	18
12	10.2	11.1	2	97	1270	/	11.057	18
13	11.1	12	3	97	1569	1990	11.683	18

FCC Radar Type 5 Trial #12, Signal generator frequency: 5530 MHz

Burst #	Burst Interval(s)		Number of Pulses	Pulse Width (us)	Pulse 1-to-2 Spacing (us)	Pulse 2-to-3 Spacing (us)	Pulse Start (s)	Chirp Width (MHZ)
1	0	1.2	2	89	1794	/	0.291	19
2	1.2	2.4	2	100	1605	/	1.7	19
3	2.4	3.6	2	54	1729	/	2.451	19
4	3.6	4.8	2	98	1108	/	3.882	19
5	4.8	6	2	71	1371	/	4.834	19
6	6	7.2	3	64	1145	1705	6.233	19
7	7.2	8.4	3	60	1791	1299	8.222	19
8	8.4	9.6	2	55	1808	/	8.838	19
9	9.6	10.8	2	63	1816	/	9.796	19
10	10.8	12	2	51	1675	/	10.909	19

FCC Radar Type 5 Trial #13, Signal generator frequency: 5530 MHz

Burst #	Burst Interval(s)		Number of Pulses	Pulse Width (us)	Pulse 1-to-2 Spacing (us)	Pulse 2-to-3 Spacing (us)	Pulse Start (s)	Chirp Width (MHZ)
1	0	1.1	2	85	1341	/	0.6	11
2	1.1	2.2	1	99	/	/	2.12	11
3	2.2	3.3	2	64	1362	/	2.381	11
4	3.3	4.4	1	57	/	/	3.503	11
5	4.4	5.5	1	71	/	/	5.304	11
6	5.5	6.5	1	57	/	/	6.013	11
7	6.5	7.6	1	93	/	/	7.185	11
8	7.6	8.7	2	88	1461	/	8.399	11
9	8.7	9.8	3	52	1753	1753	9.475	11
10	9.8	10.9	1	62	/	/	10.531	11
11	10.9	12	3	95	1033	1033	11.566	11

FCC Radar Type 5 Trial #14, Signal generator frequency: 5530 MHz

Burst #	Burst Interval(s)		Number of Pulses	Pulse Width (us)	Pulse 1-to-2 Spacing (us)	Pulse 2-to-3 Spacing (us)	Pulse Start (s)	Chirp Width (MHZ)
1	0	0.9	1	78	/	/	0.374	6
2	0.9	1.8	3	51	1585	1983	1.304	6
3	1.8	2.8	1	97	/	/	2.71	6
4	2.8	3.7	1	64	/	/	3.488	6
5	3.7	4.6	3	78	1673	1375	4.296	6
6	4.6	5.5	3	81	1348	1750	5.029	6
7	5.5	6.5	1	89	/	/	5.843	6
8	6.5	7.4	2	57	1501	/	7.088	6
9	7.4	8.3	2	57	1377	/	7.505	6
10	8.3	9.2	1	75	/	/	8.954	6
11	9.2	10.2	2	91	1504	/	10.137	6
12	10.2	11.1	1	59	/	/	11.052	6
13	11.1	12	1	71	/	/	11.198	6

FCC Radar Type 5 Trial #15, Signal generator frequency: 5530 MHz

Burst #	Burst Interval(s)		Number of Pulses	Pulse Width (us)	Pulse 1-to-2 Spacing (us)	Pulse 2-to-3 Spacing (us)	Pulse Start (s)	Chirp Width (MHZ)
1	0	1.3	2	88	1612	/	0.872	14
2	1.3	2.7	1	89	/	/	1.8	14
3	2.7	4	2	63	1326	/	2.886	14
4	4	5.3	1	69	/	/	5.226	14
5	5.3	6.7	1	65	/	/	5.905	14
6	6.7	8	2	73	1667	/	7.558	14
7	8	9.3	1	64	/	/	8.812	14
8	9.3	10.7	3	69	1026	1172	9.451	14
9	10.7	12	1	85	/	/	11.212	14

FCC Radar Type 5 Trial #16, Signal generator frequency: 5530 MHz

Burst #	Burst Interval(s)		Number of Pulses	Pulse Width (us)	Pulse 1-to-2 Spacing (us)	Pulse 2-to-3 Spacing (us)	Pulse Start (s)	Chirp Width (MHZ)
1	0	1.1	1	99	/	/	0.829	16
2	1.1	2.2	3	78	1375	1648	1.916	16
3	2.2	3.3	2	90	1330	/	3.194	16
4	3.3	4.4	1	53	/	/	4.336	16
5	4.4	5.5	2	94	1319	/	4.933	16
6	5.5	6.5	2	86	1158	/	6.002	16
7	6.5	7.6	2	87	1645	/	7.424	16
8	7.6	8.7	3	59	1049	1703	7.812	16
9	8.7	9.8	2	75	1319	/	9.66	16
10	9.8	10.9	3	67	1504	1890	9.978	16
11	10.9	12	3	99	1792	1268	11.06	16

FCC Radar Type 5 Trial #17, Signal generator frequency: 5530 MHz

Burst #	Burst Interval(s)		Number of Pulses	Pulse Width (us)	Pulse 1-to-2 Spacing (us)	Pulse 2-to-3 Spacing (us)	Pulse Start (s)	Chirp Width (MHZ)
1	0	1.2	2	52	1407	/	0.156	13
2	1.2	2.4	2	97	1763	/	2.041	13
3	2.4	3.6	3	69	1655	1013	3.43	13
4	3.6	4.8	3	85	1033	1012	3.839	13
5	4.8	6	1	71	/	/	5.01	13
6	6	7.2	1	53	/	/	6.637	13
7	7.2	8.4	2	67	1067	/	8.399	13
8	8.4	9.6	2	61	1068	/	8.54	13
9	9.6	10.8	2	79	1839	/	10.763	13
10	10.8	12	2	78	1857	/	11.051	13

FCC Radar Type 5 Trial #18, Signal generator frequency: 5530 MHz

Burst #	Burst Interval(s)		Number of Pulses	Pulse Width (us)	Pulse 1-to-2 Spacing (us)	Pulse 2-to-3 Spacing (us)	Pulse Start (s)	Chirp Width (MHZ)
1	0	0.8	2	91	1873	/	0.259	9
2	0.8	1.6	2	99	1242	/	1.01	9
3	1.6	2.4	2	54	1625	/	2.06	9
4	2.4	3.2	2	65	1834	/	3.157	9
5	3.2	4	2	91	1696	/	3.417	9
6	4	4.8	3	57	1766	1143	4.557	9
7	4.8	5.6	3	76	1543	1561	4.89	9
8	5.6	6.4	2	74	1343	/	5.619	9
9	6.4	7.2	1	85	/	/	7.17	9
10	7.2	8	3	97	1560	1823	7.705	9
11	8	8.8	1	71	/	/	8.549	9
12	8.8	9.6	2	86	1094	/	9.396	9
13	9.6	10.4	2	52	1523	/	9.99	9
14	10.4	11.2	3	56	1429	1321	10.539	9
15	11.2	12	3	52	1376	1610	11.251	9

FCC Radar Type 5 Trial #19, Signal generator frequency: 5530 MHz

Burst #	Burst Interval(s)		Number of Pulses	Pulse Width (us)	Pulse 1-to-2 Spacing (us)	Pulse 2-to-3 Spacing (us)	Pulse Start (s)	Chirp Width (MHZ)
1	0	0.9	2	90	1656	/	0.015	15
2	0.9	1.8	2	82	1762	/	1.449	15
3	1.8	2.8	3	74	1496	1860	2.695	15
4	2.8	3.7	2	64	1984	/	3.677	15
5	3.7	4.6	2	54	1485	/	4.241	15
6	4.6	5.5	1	99	/	/	5.002	15
7	5.5	6.5	2	51	1010	/	5.705	15
8	6.5	7.4	3	87	1833	1841	7.193	15
9	7.4	8.3	3	71	1857	1146	7.491	15
10	8.3	9.2	3	76	1593	1656	8.488	15
11	9.2	10.2	2	61	1120	/	9.554	15
12	10.2	11.1	1	67	/	/	10.902	15
13	11.1	12	1	51	/	/	11.634	15

FCC Radar Type 5 Trial #20, Signal generator frequency: 5530 MHz

Burst #	Burst Interval(s)		Number of Pulses	Pulse Width (us)	Pulse 1-to-2 Spacing (us)	Pulse 2-to-3 Spacing (us)	Pulse Start (s)	Chirp Width (MHZ)
1	0	1	1	95	/	/	0.603	7
2	1	2	2	99	1653	/	1.943	7
3	2	3	3	82	1917	1022	2.717	7
4	3	4	3	93	1372	1017	3.793	7
5	4	5	2	70	1829	/	4.434	7
6	5	6	1	52	/	/	5.502	7
7	6	7	3	76	1173	1301	6.107	7
8	7	8	2	73	1209	/	7.678	7
9	8	9	2	82	1597	/	8.653	7
10	9	10	3	50	1296	1986	9.09	7
11	10	11	1	89	/	/	10.37	7
12	11	12	1	61	/	/	11.732	7

FCC Radar Type 5 Trial #21, Signal generator frequency: 5565 MHz

Burst #	Burst Interval(s)		Number of Pulses	Pulse Width (us)	Pulse 1-to-2 Spacing (us)	Pulse 2-to-3 Spacing (us)	Pulse Start (s)	Chirp Width (MHZ)
1	0	1.3	2	95	1223	/	0.163	10
2	1.3	2.7	2	79	1835	/	1.706	10
3	2.7	4	2	77	1351	/	3.216	10
4	4	5.3	2	64	1886	/	4.517	10
5	5.3	6.7	1	94	/	/	5.617	10
6	6.7	8	3	60	1145	1876	7.471	10
7	8	9.3	2	56	1888	/	8.458	10
8	9.3	10.7	1	59	/	/	9.825	10
9	10.7	12.0	2	77	1034	/	10.807	10

FCC Radar Type 5 Trial #22, Signal generator frequency: 5561.8 MHz

Burst #	Burst Interval(s)		Number of Pulses	Pulse Width (us)	Pulse 1-to-2 Spacing (us)	Pulse 2-to-3 Spacing (us)	Pulse Start (s)	Chirp Width (MHZ)
1	0	0.9	3	56	1772	1714	0.660	18
2	0.9	1.7	1	70	/	/	1.327	18
3	1.7	2.6	2	69	1302	/	1.871	18
4	2.6	3.4	3	100	1533	1072	3.256	18
5	3.4	4.3	3	62	1165	1357	3.462	18
6	4.3	5.1	3	93	1783	1531	4.950	18
7	5.1	6	2	68	1456	/	5.732	18
8	6	6.9	3	81	1303	1367	6.293	18
9	6.9	7.7	3	80	1261	1571	7.257	18
10	7.7	8.6	2	90	1705	/	7.999	18
11	8.6	9.4	2	94	1386	/	9.313	18
12	9.4	10.3	3	76	1362	1418	9.977	18
13	10.3	11.1	1	63	/	/	10.892	18
14	11.1	12	3	75	1488	1852	11.826	18

FCC Radar Type 5 Trial #23, Signal generator frequency: 5562.6 MHz

Burst #	Burst Interval(s)		Number of Pulses	Pulse Width (us)	Pulse 1-to-2 Spacing (us)	Pulse 2-to-3 Spacing (us)	Pulse Start (s)	Chirp Width (MHZ)
1	0	0.6	2	76	1847	/	0.043	16
2	0.6	1.2	2	69	1516	/	0.828	16
3	1.2	1.8	3	96	1589	1817	1.436	16
4	1.8	2.4	3	89	1381	1888	2.290	16
5	2.4	3	1	53	/	/	2.500	16
6	3	3.6	3	86	1845	1896	3.593	16
7	3.6	4.2	2	66	1229	/	3.634	16
8	4.2	4.8	1	67	/	/	4.399	16
9	4.8	5.4	3	67	1416	1336	5.292	16
10	5.4	6	1	100	/	/	5.471	16
11	6	6.6	2	80	1440	/	6.279	16
12	6.6	7.2	1	81	/	/	7.075	16
13	7.2	7.8	1	52	/	/	7.752	16
14	7.8	8.4	1	68	/	/	7.869	16
15	8.4	9	1	83	/	/	8.719	16
16	9	9.6	1	99	/	/	9.157	16
17	9.6	10.2	1	74	/	/	9.612	16
18	10.2	10.8	2	73	1081	/	10.594	16
19	10.8	11.4	2	53	1546	/	10.878	16
20	11.4	12	2	75	1911	/	11.446	16

FCC Radar Type 5 Trial #24, Signal generator frequency: 5564.6 MHz

Burst #	Burst Interval(s)		Number of Pulses	Pulse Width (us)	Pulse 1-to-2 Spacing (us)	Pulse 2-to-3 Spacing (us)	Pulse Start (s)	Chirp Width (MHZ)
1	0	1	3	54	1190	1288	0.533	11
2	1	2	1	90	/	/	1.086	11
3	2	3	2	93	1434	/	2.317	11
4	3	4	3	76	1243	1117	3.071	11
5	4	5	3	73	1650	1167	4.719	11
6	5	6	3	78	1749	1537	5.142	11
7	6	7	1	85	/	/	6.978	11
8	7	8	3	60	1431	1634	7.824	11
9	8	9	2	82	1551	/	8.513	11
10	9	10	3	87	1880	1225	9.388	11
11	10	11	1	64	/	/	10.404	11
12	11	12	1	89	/	/	11.120	11

FCC Radar Type 5 Trial #25, Signal generator frequency: 5565.4 MHz

Burst #	Burst Interval(s)		Number of Pulses	Pulse Width (us)	Pulse 1-to-2 Spacing (us)	Pulse 2-to-3 Spacing (us)	Pulse Start (s)	Chirp Width (MHZ)
1	0	0.9	3	83	1763	1792	0.233	9
2	0.9	1.8	3	65	1334	1552	1.615	9
3	1.8	2.8	1	79	/	/	2.368	9
4	2.8	3.7	2	60	1516	/	3.218	9
5	3.7	4.6	2	65	1670	/	4.410	9
6	4.6	5.5	1	90	/	/	5.469	9
7	5.5	6.5	1	67	/	/	6.286	9
8	6.5	7.4	2	72	1562	/	7.046	9
9	7.4	8.3	2	94	1775	/	7.886	9
10	8.3	9.2	2	78	1468	/	9.013	9
11	9.2	10.2	1	82	/	/	9.715	9
12	10.2	11.1	2	95	1005	/	10.488	9
13	11.1	12	3	98	1524	1731	11.365	9

FCC Radar Type 5 Trial #26, Signal generator frequency: 5566.6 MHz

Burst #	Burst Interval(s)		Number of Pulses	Pulse Width (us)	Pulse 1-to-2 Spacing (us)	Pulse 2-to-3 Spacing (us)	Pulse Start (s)	Chirp Width (MHZ)
1	0	1.2	2	64	1443	/	1.086	6
2	1.2	2.4	1	73	/	/	1.478	6
3	2.4	3.6	1	77	/	/	2.456	6
4	3.6	4.8	1	57	/	/	3.975	6
5	4.8	6	1	91	/	/	5.613	6
6	6	7.2	1	84	/	/	7.098	6
7	7.2	8.4	3	79	1645	1410	8.332	6
8	8.4	9.6	1	97	/	/	9.142	6
9	9.6	10.8	1	97	/	/	9.617	6
10	10.8	12	3	61	1000	1302	11.916	6

FCC Radar Type 5 Trial #27, Signal generator frequency: 5563 MHz

Burst #	Burst Interval(s)		Number of Pulses	Pulse Width (us)	Pulse 1-to-2 Spacing (us)	Pulse 2-to-3 Spacing (us)	Pulse Start (s)	Chirp Width (MHZ)
1	0	1.1	3	62	1413	1357	1.074	15
2	1.1	2.2	3	97	1989	1685	1.857	15
3	2.2	3.3	2	63	1912	/	2.833	15
4	3.3	4.4	3	58	1133	1933	4.202	15
5	4.4	5.5	3	76	1596	1224	5.192	15
6	5.5	6.5	1	82	/	/	5.708	15
7	6.5	7.6	3	89	1357	1827	6.897	15
8	7.6	8.7	3	62	1816	1539	7.736	15
9	8.7	9.8	3	71	1736	1181	9.125	15
10	9.8	10.9	3	77	1308	1125	10.352	15
11	10.9	12	3	73	1132	1104	10.934	15

FCC Radar Type 5 Trial #28, Signal generator frequency: 5561.4 MHz

Burst #	Burst Interval(s)		Number of Pulses	Pulse Width (us)	Pulse 1-to-2 Spacing (us)	Pulse 2-to-3 Spacing (us)	Pulse Start (s)	Chirp Width (MHZ)
1	0	0.8	3	67	1158	1180	0.031	19
2	0.8	1.6	1	68	/	/	0.928	19
3	1.6	2.4	1	91	/	/	1.641	19
4	2.4	3.2	1	94	/	/	2.677	19
5	3.2	4	3	91	1965	1806	3.599	19
6	4	4.8	1	69	/	/	4.691	19
7	4.8	5.6	2	70	1090	/	4.923	19
8	5.6	6.4	2	79	1891	/	6.008	19
9	6.4	7.2	2	93	1710	/	7.001	19
10	7.2	8	1	76	/	/	7.317	19
11	8	8.8	2	70	1949	/	8.173	19
12	8.8	9.6	1	93	/	/	8.881	19
13	9.6	10.4	3	75	1457	1780	9.781	19
14	10.4	11.2	3	76	1312	1149	10.751	19
15	11.2	12	1	84	/	/	11.347	19

FCC Radar Type 5 Trial #29, Signal generator frequency: 5565.8 MHz

Burst #	Burst Interval(s)		Number of Pulses	Pulse Width (us)	Pulse 1-to-2 Spacing (us)	Pulse 2-to-3 Spacing (us)	Pulse Start (s)	Chirp Width (MHZ)
1	0	0.9	3	78	1785	1374	0.852	8
2	0.9	1.7	3	87	1882	1082	1.065	8
3	1.7	2.6	3	81	1182	1344	2.037	8
4	2.6	3.4	2	60	1712	/	2.702	8
5	3.4	4.3	2	96	1297	/	3.714	8
6	4.3	5.1	1	59	/	/	4.949	8
7	5.1	6	1	63	/	/	5.568	8
8	6	6.9	2	97	1904	/	6.571	8
9	6.9	7.7	2	50	1387	/	7.262	8
10	7.7	8.6	3	60	1699	1096	7.960	8
11	8.6	9.4	1	59	/	/	9.146	8
12	9.4	10.3	3	63	1818	1564	9.792	8
13	10.3	11.1	2	59	1496	/	10.508	8
14	11.1	12	1	85	/	/	11.757	8

FCC Radar Type 5 Trial #30, Signal generator frequency: 5564.2 MHz

Burst #	Burst Interval(s)		Number of Pulses	Pulse Width (us)	Pulse 1-to-2 Spacing (us)	Pulse 2-to-3 Spacing (us)	Pulse Start (s)	Chirp Width (MHZ)
1	0	0.6	1	98	/	/	0.112	12
2	0.6	1.3	3	89	1215	1316	0.850	12
3	1.3	1.9	2	90	1710	/	1.313	12
4	1.9	2.5	1	94	/	/	2.344	12
5	2.5	3.2	3	80	1936	1143	2.770	12
6	3.2	3.8	1	60	/	/	3.693	12
7	3.8	4.4	2	83	1683	/	3.852	12
8	4.4	5.1	2	72	1727	/	4.712	12
9	5.1	5.7	3	57	1363	1185	5.637	12
10	5.7	6.3	2	83	1507	/	5.717	12
11	6.3	6.9	2	69	1647	/	6.907	12
12	6.9	7.6	1	92	/	/	6.987	12
13	7.6	8.2	3	90	1160	1309	7.855	12
14	8.2	8.8	1	51	/	/	8.469	12
15	8.8	9.5	3	82	1779	1800	9.219	12
16	9.5	10.1	1	57	/	/	9.875	12
17	10.1	10.7	1	79	/	/	10.265	12
18	10.7	11.4	3	80	1669	1949	11.031	12
19	11.4	12	1	89	/	/	11.770	12

EUT Frequency = 5530 MHz, 11ac (VHT80) mode, FCC Radar Type 6 Sim

Trials	Name	Result	Detection Percentage	Limits
1	FCC Radar Type 6 Test 1	Yes	100%	70%
2	FCC Radar Type 6 Test 2	Yes		
3	FCC Radar Type 6 Test 3	Yes		
4	FCC Radar Type 6 Test 4	Yes		
5	FCC Radar Type 6 Test 5	Yes		
6	FCC Radar Type 6 Test 6	Yes		
7	FCC Radar Type 6 Test 7	Yes		
8	FCC Radar Type 6 Test 8	Yes		
9	FCC Radar Type 6 Test 9	Yes		
10	FCC Radar Type 6 Test 10	Yes		
11	FCC Radar Type 6 Test 11	Yes		
12	FCC Radar Type 6 Test 12	Yes		
13	FCC Radar Type 6 Test 13	Yes		
14	FCC Radar Type 6 Test 14	Yes		
15	FCC Radar Type 6 Test 15	Yes		
16	FCC Radar Type 6 Test 16	Yes		
17	FCC Radar Type 6 Test 17	Yes		
18	FCC Radar Type 6 Test 18	Yes		
19	FCC Radar Type 6 Test 19	Yes		
20	FCC Radar Type 6 Test 20	Yes		
21	FCC Radar Type 6 Test 21	Yes		
22	FCC Radar Type 6 Test 22	Yes		
23	FCC Radar Type 6 Test 23	Yes		
24	FCC Radar Type 6 Test 24	Yes		
25	FCC Radar Type 6 Test 25	Yes		
26	FCC Radar Type 6 Test 26	Yes		
27	FCC Radar Type 6 Test 27	Yes		
28	FCC Radar Type 6 Test 28	Yes		
29	FCC Radar Type 6 Test 29	Yes		
30	FCC Radar Type 6 Test 30	Yes		

EUT Frequency = 5530 MHz, 11ac (VHT80) mode, FCC Radar Type 6 Hop

Trials	Name	Result	Detection Percentage	Limits
1	FCC Radar Type 6 Test 1	Yes	100%	70%
2	FCC Radar Type 6 Test 2	Yes		
3	FCC Radar Type 6 Test 3	Yes		
4	FCC Radar Type 6 Test 4	Yes		
5	FCC Radar Type 6 Test 5	Yes		
6	FCC Radar Type 6 Test 6	Yes		
7	FCC Radar Type 6 Test 7	Yes		
8	FCC Radar Type 6 Test 8	Yes		
9	FCC Radar Type 6 Test 9	Yes		
10	FCC Radar Type 6 Test 10	Yes		
11	FCC Radar Type 6 Test 11	Yes		
12	FCC Radar Type 6 Test 12	Yes		
13	FCC Radar Type 6 Test 13	Yes		
14	FCC Radar Type 6 Test 14	Yes		
15	FCC Radar Type 6 Test 15	Yes		
16	FCC Radar Type 6 Test 16	Yes		
17	FCC Radar Type 6 Test 17	Yes		
18	FCC Radar Type 6 Test 18	Yes		
19	FCC Radar Type 6 Test 19	Yes		
20	FCC Radar Type 6 Test 20	Yes		
21	FCC Radar Type 6 Test 21	Yes		
22	FCC Radar Type 6 Test 22	Yes		
23	FCC Radar Type 6 Test 23	Yes		
24	FCC Radar Type 6 Test 24	Yes		
25	FCC Radar Type 6 Test 25	Yes		
26	FCC Radar Type 6 Test 26	Yes		
27	FCC Radar Type 6 Test 27	Yes		
28	FCC Radar Type 6 Test 28	Yes		
29	FCC Radar Type 6 Test 29	Yes		
30	FCC Radar Type 6 Test 30	Yes		

ANNEX B TEST SETUP PHOTOS

Please refer the document “BL-SZ23B0294-AR.PDF”.

ANNEX C EUT EXTERNAL PHOTOS

Please refer the document “BL-SZ23B0294-AW.PDF”.

ANNEX D EUT INTERNAL PHOTOS

Please refer the document “BL-SZ23B0294-AI.PDF”.

Statement

1. The laboratory guarantees the scientificity, accuracy and impartiality of the test, and is responsible for all the information in the report, except the information provided by the customer. The customer is responsible for the impact of the information provided on the validity of the results.
2. The report without China inspection body and laboratory Mandatory Approval (CMA) mark has no effect of proving to the society.
3. For the report with CNAS mark or A2LA mark, the items marked with "☆" are not within the accredited scope.
4. This report is invalid if it is altered, without the signature of the testing and approval personnel, or without the "inspection and testing dedicated stamp" or test report stamp.
5. The test data and results are only valid for the tested samples provided by the customer.
6. This report shall not be partially reproduced without the written permission of the laboratory.
7. Any objection shall be raised to the laboratory within 30 days after receiving the report.

--END OF REPORT--