



RF TEST REPORT

Product Name: Level 3 Fast EV Charger

Model Name: L3S-DC40GRW, L3S-DC40xyzk, L3S-DC30xyzk, L3S-DC20xyzk

FCC ID: 2BBSV-L40G

Issued For : Xiamen LinkPower Tech. Co., Ltd

4th Floor, Building 3, No.29 Xinle Road, Haicang District, Xiamen,
361026, China

Issued By : Shenzhen LGT Test Service Co., Ltd.

Room 205, Building 13, Zone B, Zhenxiong Industrial Park,
No.177, Renmin West Road, Jinsha, Kengzi Street, Pingshan
District, Shenzhen, Guangdong, China

Report Number: LGT24A060RF03

Sample Received Date: Jan. 27, 2024

Date of Test: Jan. 27, 2024 – Mar. 27, 2024

Date of Issue: Apr. 24, 2024

The test report is effective only with both signature and specialized stamp. This report shall not be reproduced except in full without the written approval of the Laboratory. The results in this report only apply to the tested sample.

TEST REPORT CERTIFICATION

Applicant: Xiamen LinkPower Tech. Co., Ltd
Address: 4th Floor, Building 3, No.29 Xinle Road, Haicang District, Xiamen, 361026, China
Manufacturer: Xiamen LinkPower Tech. Co., Ltd
Address: 4th Floor, Building 3, No.29 Xinle Road, Haicang District, Xiamen, 361026, China
Product Name: Level 3 Fast EV Charger
Trademark: LinkPower
Model Name: L3S-DC40GRW, L3S-DC40xyzk, L3S-DC30xyzk, L3S-DC20xyzk
Sample Status: Normal

APPLICABLE STANDARDS	
STANDARD	TEST RESULTS
FCC Part 22H and 24E, 27, 90 KDB 971168 D01 v03r01, ANSI C63.26(2015)	PASS

Prepared by:

Zane Shan

Zane Shan
Engineer

Approved by:

Vita Li

Vita Li
Technical Director



Table of Contents

Page

1. TEST FACTORY & MEASUREMENT UNCERTAINTY	5
2. GENERAL INFORMATION	6
3. CONDUCTED OUTPUT POWER	13
4. PEAK-TO-AVERAGE RATIO	14
5. RADIATED POWER AND EFFECTIVE ISOTROPIC RADIATED POWER	15
6. OCCUPIED BANDWIDTH	17
7. CONDUCTED BAND EDGE	18
8. CONDUCTED SPURIOUS EMISSION	20
9. RADIATED SPURIOUS EMISSION	21
10. FREQUENCY STABILITY	23
APPENDIX I-PHOTOS OF TEST SETUP	24
APPENDIX II-TEST DATA	24
CONDUCTED OUTPUT POWER	24
FREQUENCY STABILITY	47
PEAK-TO-AVERAGE RATIO	55
OCCUPIED BANDWIDTH	122
BAND EDGE	189
OUT-OF-BAND EMISSIONS	279
RADIATED SPURIOUS EMISSION	347

Revision History

Rev.	Issue Date	Contents
00	Apr. 24, 2024	Initial Issue

1. TEST FACTORY & MEASUREMENT UNCERTAINTY

1.1 TEST FACTORY

Company Name:	Shenzhen LGT Test Service Co., Ltd.
Address:	Room 205, Building 13, Zone B, Zhenxiong Industrial Park, No.177, Renmin West Road, Jinsha, Kengzi Street, Pingshan District, Shenzhen, Guangdong, China
Accreditation Certificate	A2LA Certificate No.: 6727.01
	FCC Registration No.: 746540
	CAB ID: CN0136

1.2 MEASUREMENT UNCERTAINTY

The reported uncertainty of measurement $y \pm U$, where expanded uncertainty U is based on a standard uncertainty multiplied by a coverage factor of $k=2$, providing a level of confidence of approximately 95 %.

Parameter	Uncertainty
Occupied Channel Bandwidth	$\pm 3.2 \%$
RF Output Power, Conducted	$\pm 0.87\text{dB}$
Power Spectral Density, Conducted	$\pm 2.11 \text{ dB}$
Unwanted Emission, Conducted	$\pm 0.86\text{dB}$
All Emissions, Radiated (Below 1GHz)	$\pm 3.54\text{dB}$
All Emissions, Radiated (1GHz-18GHz)	$\pm 4.22\text{dB}$
All Emissions, Radiated (18GHz-25GHz)	$\pm 4.81\text{dB}$
Temperature	$\pm 0.5^\circ\text{C}$
Humidity	$\pm 2\%$

Note: The measurement uncertainty is not included in the test result.

2. GENERAL INFORMATION

2.1 TECHNICAL SPECIFICATIONS AND REGULATIONS

2.1.1 PRODUCT DESCRIPTION

A major technical description of EUT is described as following:

Product Name:	Level 3 Fast EV Charger
Trademark:	LinkPower
Model Name:	L3S-DC40GRW
Series Model:	L3S-DC40xyzk, L3S-DC30xyzk, L3S-DC20xyzk
Model Difference:	L3S-DC40GRW use 40kW power module, DC30kW and 20kW use 30kW power module. x: W stands for WIFI or G for 4G, or blank; y: R stands for RFID, or blank; z: P stands for POS, or blank; k: W for white, B for black.
Frequency Bands:	U.S. Bands: LTE FDD Band 2 LTE FDD Band 4 LTE FDD Band 5 LTE FDD Band 12 LTE FDD Band 13 LTE FDD Band 14 LTE FDD Band 66 LTE FDD Band 71
SIM Card:	Only one SIM card.
Antenna:	Mushroom head
Antenna gain:	2.65dBi
Rated:	Rated Output: 40kW Input Voltage: 480±10%Vac Frequency: 60Hz Output Voltage: DC200-1000V Output Current: 0-125A
Extreme Vol. Limits:	432V to 528V (Nominal 480V)
Extreme Temp. Tolerance:	-30°C to +50°C
Hardware Version:	V1.0
Software Version:	V13

Note: The antenna information refer the manufacturer provide report, applicable only to the tested sample identified in the report.

2.1.2 PRODUCT SPECIFICATION SUBJECTIVE TO THIS STANDARD

Product Specification Subjective To This Standard	
Tx Frequency	LTE Band 2: 1850~1910MHz LTE Band 4: 1710~1755MHz LTE Band 5: 824~849MHz LTE Band 12: 699-716MHz LTE Band 13: 777-787MHz LTE Band 14: 788-798MHz LTE Band 66: 1710-1780MHz LTE Band 71: 663-698MHz
Rx Frequency	LTE Band 2: 1930-1990MHz LTE Band 4: 2110-2155MHz LTE Band 5: 869-894MHz LTE Band 12: 729-746MHz LTE Band 13: 746-756MHz LTE Band 14: 758-768MHz LTE Band 66: 2110-2200MHz LTE Band 71: 617-652MHz
Bandwidth	LTE Band 2: 1.4MHz / 3MHz / 5MHz / 10MHz / 15MHz / 20MHz LTE Band 4: 1.4MHz / 3MHz / 5MHz / 10MHz / 15MHz /20MHz LTE Band 5: 1.4MHz / 3MHz / 5MHz / 10MHz LTE Band 12: 1.4MHz / 3MHz / 5MHz / 10MHz LTE Band 13: 5MHz / 10MHz LTE Band 14: 5MHz / 10MHz LTE Band 66: 1.4MHz / 3MHz / 5MHz / 10MHz / 15MHz /20MHz LTE Band 71: 5MHz / 10MHz / 15MHz /20MHz
Type of Modulation	QPSK /16QAM

2.1.3 TEST CONFIGURATION OF EQUIPMENT UNDER TEST

Antenna port conducted and radiated test items listed below are performed according to KDB 971168 D01 v03r01 and ANSI C63.26 2015 Power Meas. License Digital Systems with maximum output power. Radiated measurements are performed by rotating the EUT in three different orthogonal test planes to find the maximum emission.

Remark:

1. The mark 'v' means that this configuration is chosen for testing
2. The mark '-' means that this bandwidth is not supported.
3. The device is investigated from 30MHz to 10 times of fundamental signal for radiated.

ITEMS	Band	Bandwidth (MHz)						Modulation		RB #			Test Channel		
		1.4	3	5	10	15	20	QPSK	16QAM	1	Half	Full	L	M	H
E.R.P.& E.I.R.P.	2	v	v	v	v	v	v	v	v	v	v	v	v	v	v
	4	v	v	v	v	v	v	v	v	v	v	v	v	v	v
	5	v	v	v	v			v	v	v	v	v	v	v	v
	12	v	v	v	v			v	v	v	v	v	v	v	v
	13			v	v			v	v	v	v	v	v	v	v
	14			v	v			v	v	v	v	v	v	v	v
	66	v	v	v	v	v	v	v	v	v	v	v	v	v	v
	71			v	v	v	v	v	v	v	v	v	v	v	v
Peak&Avera Ratio	2	v	v	v	v	v	v	v	v	v			v	v	v
	4	v	v	v	v	v	v	v	v	v			v	v	v
	5	v	v	v	v			v	v	v			v	v	v
	12	v	v	v	v			v	v	v			v	v	v
	13			v	v			v	v	v			v	v	v
	14			v	v			v	v	v			v	v	v
	66	v	v	v	v	v	v	v	v	v			v	v	v
	71			v	v	v	v	v	v	v			v	v	v
26dB&99% Bandwidth	2	v	v	v	v	v	v	v	v			v	v	v	v
	4	v	v	v	v	v	v	v	v			v	v	v	v
	5	v	v	v	v			v	v			v	v	v	v
	12	v	v	v	v			v	v			v	v	v	v
	13			v	v			v	v			v	v	v	v
	14			v	v			v	v			v	v	v	v
	66	v	v	v	v	v	v	v	v			v	v	v	v
	71			v	v	v	v	v	v			v	v	v	v
Conducted Band Edge	2	v	v	v	v	v	v	v	v	v		v	v	v	v
	4	v	v	v	v	v	v	v	v	v		v	v	v	v
	5	v	v	v	v			v	v	v		v	v	v	v
	12	v	v	v	v			v	v	v		v	v	v	v
	13			v	v			v	v	v		v	v	v	v
	14			v	v			v	v	v		v	v	v	v
	66	v	v	v	v	v	v	v	v	v		v	v	v	v
	71			v	v	v	v	v	v	v		v	v	v	v
Conducted	2	v	v	v	v	v	v	v	v			v	v	v	v

Spurious Emission	4	v	v	v	v	v	v	v	v			v	v	v	v
	5	v	v	v	v			v	v			v	v	v	v
	12	v	v	v	v			v	v			v	v	v	v
	13			v	v			v	v			v	v	v	v
	14			v	v			v	v			v	v	v	v
	66	v	v	v	v	v	v	v	v			v	v	v	v
	71			v	v	v	v	v	v			v	v	v	v
Frequency Stability	2						v	v	v			v		v	
	4						v	v	v			v		v	
	5				v			v	v			v		v	
	12				v			v	v			v		v	
	13				v			v	v			v		v	
	14				v			v	v			v		v	
	66						v	v	v			v		v	
71						v	v	v			v		v		
Radiated Spurious Emission	2	v	v	v	v	v	v	v		v			v	v	v
	4	v	v	v	v	v	v	v		v			v	v	v
	5	v	v	v	v			v		v			v	v	v
	12	v	v	v	v			v		v			v	v	v
	13			v	v			v		v			v	v	v
	14			v	v			v		v			v	v	v
	66	v	v	v	v	v	v	v		v			v	v	v
	71			v	v	v	v	v		v			v	v	v

2.1.4 RELATED SUBMITTAL(S) / GRANT (S)

This submittal(s) (test report) is intended for filing to comply with the 47 CFR Part 2, 22H, 24(E), 27, 90.

2.1.5 SPECIAL ACCESSORIES

The battery and the charger, earphone supplied by the applicant were used as accessories and being tested with eut intended for fcc grant together.

2.1.6 EUT CONFIGURATION

The EUT configuration for testing is installed on RF field strength measurement to meet the Commission's requirement and operating in a manner which intends to maximize its emission characteristics in a continuous normal application.

2.1.7 EUT EXERCISE

The Transmitter was operated in the maximum output power mode through Communication Tester. The TX frequency was fixed which was for the purpose of the measurements.

2.1.8 CONFIGURATION OF EUT SYSTEM

The EUT configuration for testing is installed on RF field strength measurement to meet the Commission's requirement and operating in a manner which intends to maximize its emission characteristics in a continuous normal application.



Table 2-1 Equipment Used in EUT System

Item	Equipment	Model No.	Length	Note
N/A				N/A

Note:

- (1) For detachable type I/O cable should be specified the length in cm in 『Length』 column.
- (2) "YES" is means "with core"; "NO" is means "without core".

2.1.9 MEASUREMENT INSTRUMENTS

The radiated emission testing was performed according to the procedures of ANSI C63.26 2015 and FCC CFR 47 rules of 2.1046, 2.1047, 2.1049, 2.1051, 2.1053, 2.1055, 2.1057.

Radiation Test equipment					
Equipment	Manufacturer	Model No.	Serial No.	Cal. Date	Cal. Until
EMI Test Receiver	R&S	ESU	100372	2023.04.13	2024.04.12
Spectrum Analyzer	Keysight	N9010B	MY60242508	2023.08.14	2024.08.13
Active loop Antenna	ETS	6502	00049544	2022.06.02	2025.06.01
Bilog Antenna(30M-1G)	SCHWARZBECK	VULB 9168	2705	2022.06.05	2025.06.04
Horn Antenna(1-18G)	SCHWARZBECK	3115	10SL0060	2022.06.02	2025.06.01
Horn Antenna(18-40G)	A-INFO	LB-180400-KF	J211060273	2022.06.08	2025.06.07
Pre-amplifier(30M-1G)	EMtrace	RP01A	02019	2023.04.07	2024.04.06
Pre-amplifier(1-26.5G)	Agilent	8449B	3008A4722	2023.04.07	2024.04.06
Pre-amplifier(18-40G)	com-mw	LNPA_18-40-01	18050003	2023.04.07	2024.04.06
Temperature & Humidity	KTJ	TA218B	N.A	2023.04.24	2024.04.23
Testing Software	EMC-I_V1.4.0.3_SKET				

RF Connected Test equipment					
Equipment	Manufacturer	Model No.	Serial No.	Cal. Date	Cal. Until
Signal Generator	Keysight	N5182B	MY59100717	2023.04.07	2024.04.06
Signal Analyzer	Keysight	N9010B	MY60242508	2023.08.14	2024.08.13
Wireless Communications Test Set	R&S	CMW 500	137737	2023.04.13	2024.04.12
Temperature & Humidity	KTJ	TA218B	N/A	2023.04.24	2024.04.23
Temperature & Humidity test chamber	AISRY	LX-1000L	171200018	2023.08.14	2024.08.13
Attenuator	eastsheep	90db	N/A	2023.04.10	2024.04.09
Testing Software	MTS 8310_2.0.0.0_MWRF-TEST				

3. CONDUCTED OUTPUT POWER

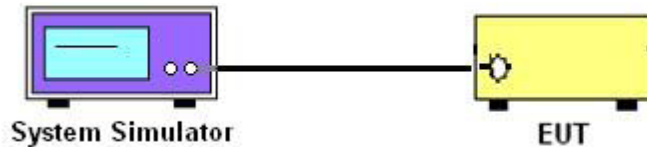
3.1 DESCRIPTION OF THE CONDUCTED OUTPUT POWER MEASUREMENT

3.1.1 MEASUREMENT METHOD

A system simulator was used to establish communication with the eut. Its parameters were set to force the eut transmitting at maximum output power. The measured power in the radio frequency on the transmitter output terminals shall be reported.

Configuration follows KDB 971168 D01 v03r01.

3.1.2 TEST SETUP



3.1.3 TEST PROCEDURES

1. The transmitter output port was connected to system simulator.
2. Set EUT at maximum power through the system simulator.
3. Select lowest/middle/highest channels for each band and different modulation.
4. Measure and record the power level from the system simulator.

3.1.4 TEST RESULTS

Note: Test chart See Appendix II

4. PEAK-TO-AVERAGE RATIO

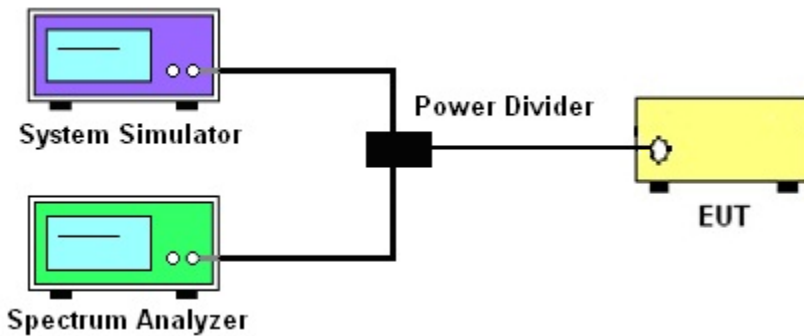
4.1 DESCRIPTION OF THE CONDUCTED OUTPUT POWER MEASUREMENT

4.1.1 MEASUREMENT METHOD

Use one of the procedures presented in 4.1.3 to measure the total peak power and record as PPk. Use one of the applicable procedures presented 4.1.3 to measure the total average power and record as PAvg. Both the peak and average power levels must be expressed in the same logarithmic units (e.g., dBm). Determine the PAPR from:

$$\text{PAPR (dB)} = \text{PPk (dBm)} - \text{PAvg (dBm)}.$$

4.1.2 TEST SETUP



4.1.3 TEST PROCEDURES

1. The testing follows FCC KDB 971168 D01 v03r01 Section 5.7 and ANSI C63.26 2015 Section 5.2.6.
2. The EUT was connected to spectrum and system simulator via a power divider
3. Select lowest, middle, and highest channels for each band and different modulation.
4. Set the test probe and measure the peak and average power of the spectrum analyzer
5. Record the deviation as Peak to Average Ratio.

	LTE					
LTE BW	1.4M	3M	5M	10M	15M	20M
Span	3MHz	6MHz	10MHz	20MHz	30MHz	40MHz
RBW	30kHz	30kHz	100kHz	100kHz	300kHz	300kHz
VBW	100kHz	100kHz	300kHz	300kHz	1000kHz	1000kHz
Detector	PK/AVG	PK/AVG	PK/AVG	PK/AVG	PK/AVG	PK/AVG
Trace	Max	Max	Max	Max	Max	Max
Sweep Count	Auto	Auto	Auto	Auto	Auto	Auto

4.1.4 TEST RESULTS

Note: Test chart See Appendix II

5. RADIATED POWER AND EFFECTIVE ISOTROPIC RADIATED POWER

5.1 DESCRIPTION OF THE ERP/EIRP MEASUREMENT

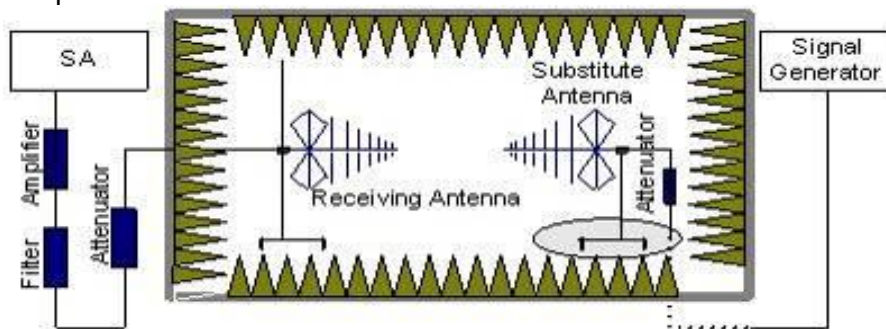
5.1.1 MEASUREMENT METHOD

Effective radiated power output measurements by substitution method according to ANSI C63.26 2015, and the spectrum analyzer configuration follows KDB 971168 D01 Power Meas. License Digital Systems. Mobile and portable (hand-held) stations operating are limited to average ERP, Equivalent isotropic radiated power output measurements by substitution method according to ANSI C63.26 2015, and the spectrum analyzer configuration follows KDB 971168 D01 Power Meas, Mobile and portable (hand-held) stations operating are limited to average EIRP.

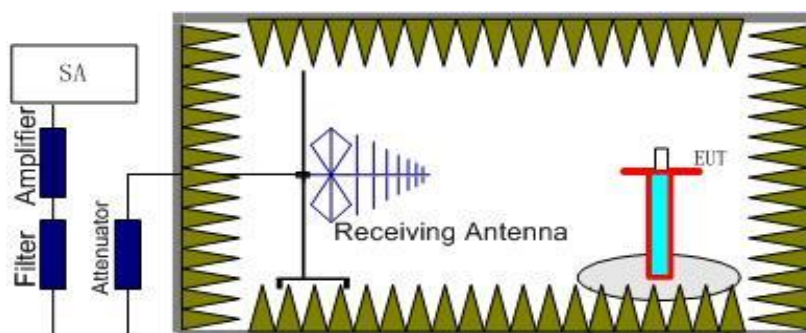
5.1.2 TEST SETUP

The procedure of radiated spurious emissions is as follows:

a) Pre-calibration With pre-calibration method, the Radiated Spurious Emissions(RSE) is calculated as, $RSE = R_x \text{ (dBuV)} + CL \text{ (dB)} + SA \text{ (dB)} + Gain \text{ (dBi)} - 107 \text{ (dBuV to dBm)}$ The SA is calibrated using following setup.



b) EUT was placed on a 1.5m non-conductive stand at a 3 m test distance from the receive antenna. A receiving antenna was placed on the antenna mast 3 m from the test item for emission measurements. The height of receiving antenna is 0.8m. The test setup refers to figure below. Detected emissions were maximized at each frequency by rotating the test item and adjusting the receiving antenna polarization. The radiated emission measurements of all non-harmonic and harmonics of the transmit frequency through the 10th harmonic measured with peak detector and 1MHz bandwidth.



Radiated emissions measurements were made only at the upper, middle, and lower carrier frequencies. It was decided that measurements at these three carrier frequencies would be sufficient to demonstrate compliance with emissions limits because it was seen that all the significant spurs occur well outside the band and no radiation was seen from a carrier in one block of any band into any of the other blocks.

The substitution method is used. Substitution values at each frequency are measured before and saved to the test software. A "reference path loss" is established and the ARpl is the attenuation of "reference path loss", and including the gain of receive antenna, the gain of the preamplifier, the cable loss and the air loss. The measurement results are obtained as described below:

$Power = P_{Mea} + AR_{pl}$

5.1.3 TEST PROCEDURES

1. The testing follows FCC KDB 971168 D01v03r01 Section 5.6 and ANSI C63.26 2015 Section 5.2.
2. The EUT was placed on a non-conductive rotating platform 1.5 meters high in a semi-anechoic chamber. The radiated emission at the fundamental frequency was measured at 3 m with a test antenna and a spectrum analyzer with Peak detector.
3. During the measurement, the system simulator parameters were set to force the EUT transmitting at maximum output power. The maximum emission was recorded from analyzer power level (LVL) from the 360 degrees rotation of the turntable and the test antenna raised and lowered over a range from 1 to 4 m in both horizontally and vertically polarized orientations.
4. Effective Isotropic Radiated Power (EIRP) was measured by substitution method according to ANSI C63.26 2015. The EUT was replaced by dipole antenna (substitution antenna) at same location and then a known power from S.G. was applied into the dipole antenna through a Tx cable, and then recorded the maximum Analyzer reading through raised and lowered the test antenna. $EIRP = S.G \text{ Level} + \text{Gain} - \text{Cable loss}$; $ERP = S.G \text{ Level} + \text{Gain} - \text{Cable loss} - 2.15$.
5. RB Set greater than bandwidth, VB Set spectrum analyzer Maximum support.

5.1.4 TEST RESULTS

Note: Test is divided into three directions, X/Y/Z. X pattern for the worst.

Note: Test chart See Appendix II

6. OCCUPIED BANDWIDTH

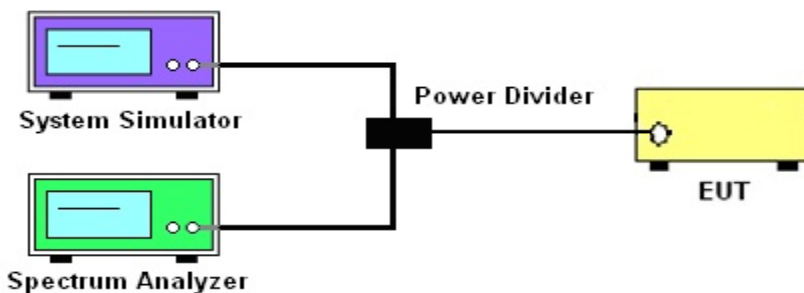
6.1 DESCRIPTION OF OCCUPIED BANDWIDTH MEASUREMENT

6.1.1 MEASUREMENT METHOD

1.The occupied bandwidth is the width of a frequency band such that, below the lower and above the upper frequency limits, the mean powers emitted are each equal to a specified percentage 0.5% of the total mean transmitted power.

2.The 26 db emission bandwidth is defined as the frequency range between two points, one above and one below the carrier frequency, at which the spectral density of the emission is attenuated 26 db below the maximum in-band spectral density of the modulated signal. spectral density (power per unit bandwidth) is to be measured with a detector of resolution bandwidth equal to approximately 1.0% of the emission bandwidth.

6.1.2 TEST SETUP



6.1.3 TEST PROCEDURES

1. The testing follows FCC KDB 971168 D01 v03r01 Section 4.2 and 4.3.
2. The EUT was connected to spectrum and system simulator via a power divider.
3. Select lowest, middle, and highest channels for each band and different modulation.
4. Set the test probe and measure the Occupied Bandwidth of the spectrum analyzer.
5. Measure and record the Occupied Bandwidth from the Spectrum Analyzer.

	LTE					
LTE BW	1.4M	3M	5M	10M	15M	20M
Span	3MHz	6MHz	10MHz	20MHz	30MHz	40MHz
RBW	30kHz	30kHz	100kHz	100kHz	300kHz	300kHz
VBW	100kHz	100kHz	300kHz	300kHz	1000kHz	1000kHz
Detector	PK	PK	PK	PK	PK	PK
Trace	Max	Max	Max	Max	Max	Max
Sweep Count	Auto	Auto	Auto	Auto	Auto	Auto

6.1.4 MEASUREMENT RESULT

Note: Test chart See Appendix II

7. CONDUCTED BAND EDGE

7.1 DESCRIPTION OF CONDUCTED BAND EDGE MEASUREMENT

7.1.1 MEASUREMENT METHOD

1. §22.917(a)

For operations in the 824 – 849 MHz band, the FCC limit is $43 + 10\log_{10}(P[\text{Watts}])$ dB below the transmitter power $P(\text{Watts})$ in a 100kHz bandwidth. However, in the 1MHz bands immediately outside and adjacent to the licensee's frequency block, a resolution bandwidth of at least one percent of the emission bandwidth of the fundamental emission of the transmitter may be employed.

2. §24.238 (a)

For operations in the 1850-1910 and 1930-1990 MHz band, the FCC limit is $43 + 10\log_{10}(P[\text{Watts}])$ dB below the transmitter power $P(\text{Watts})$ in a 1MHz bandwidth. However, in the 1 MHz bands immediately outside and adjacent to the frequency block a resolution bandwidth of at least one percent of the emission bandwidth of the fundamental emission of the transmitter may be employed

3. §27.53 (h)

For operations in the 1710 – 1755 MHz band, the FCC limit is $43 + 10\log_{10}(P[\text{Watts}])$ dB below the transmitter power $P(\text{Watts})$ in a 1 MHz bandwidth. However, in the 1MHz bands immediately outside and adjacent to the licensee's frequency block, a resolution bandwidth of at least one percent of the emission bandwidth of the fundamental emission of the transmitter may be employed.

4. §27.53(m)(4)

For operations in the 2500 MHz ~ 2570 MHz band this section, the attenuation factor shall be not less than $40 + 10 \log (P)$ dB on all frequencies between the channel edge and 5 megahertz from the channel edge, $43 + 10 \log (P)$ dB on all frequencies between 5 megahertz and X megahertz from the channel edge, and $55 + 10 \log (P)$ dB on all frequencies more than X megahertz from the channel edge, where X is the greater of 6 megahertz or the actual emission bandwidth as defined in paragraph (m)(6) of this section. In addition, the attenuation factor shall not be less that $43 + 10 \log (P)$ dB on all frequencies between 2490.5 MHz and 2496 MHz and $55 + 10 \log (P)$ dB at or below 2490.5 MHz. Mobile Satellite Service licensees operating on frequencies below 2495 MHz may also submit a documented interference complaint against BRS licensees operating on channel BRS Channel 1 on the same terms and conditions as adjacent channel BRS or EBS licensees.

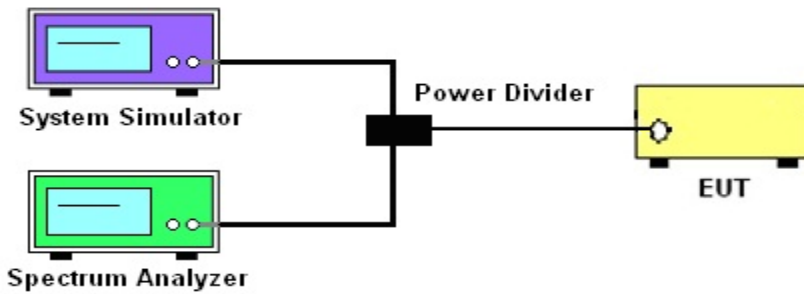
5. §27.53 (g)

For operations in the 698 -746 MHz band, the FCC limit is $43 + 10\log_{10}(P[\text{Watts}])$ dB below the transmitter power $P(\text{Watts})$ in a 100 kHz bandwidth. However, in the 100 kilohertz bands immediately outside and adjacent to a licensee's frequency block, a resolution bandwidth of at least 30 kHz may be employed.

6. §27.53 (f)

For operations in the 746–758 MHz, 775–788 MHz, and 805–806 MHz bands, emissions in the band 1559–1610 MHz shall be limited to –70 dBW/MHz equivalent isotropically radiated power (EIRP) for wideband signals, and –80 dBW EIRP for discrete emissions of less than 700 Hz bandwidth. For the purpose of equipment authorization, a transmitter shall be tested with an antenna that is representative of the type that will be used with the equipment in normal operation.

7.1.2 TEST SETUP



7.1.3 TEST PROCEDURES

1. The testing FCC KDB 971168 D01 v03r01 Section 6.0 and ANSI C63.26 2015 Section 5.7.
2. The EUT was connected to spectrum analyzer and system simulator via a power divider.
3. The band edges of low and high channels for the highest RF powers were measured. Set RBW \geq 1% EBW in the 1MHz band immediately outside and adjacent to the band edge.
4. Set spectrum analyzer with RMS/AVG detector.
5. The RF fundamental frequency should be excluded against the limit line in the operating frequency band.
6. The limit line is derived from $43 + 10\log(P)$ dB below the transmitter power P(Watts)
 - = $P(W) - [43 + 10\log(P)]$ (dB)
 - = $[30 + 10\log(P)]$ (dBm) - $[43 + 10\log(P)]$ (dB)
 - = -13dBm.
 Band 7:
 - = $P(W) - [55 + 10\log(P)]$ (dB)
 - = $[30 + 10\log(P)]$ (dBm) - $[55 + 10\log(P)]$ (dB)
 - = -25dBm.

	LTE					
LTE BW	1.4M	3M	5M	10M	15M	20M
Span	12MHz	13MHz	15MHz	20MHz	25MHz	30MHz
RBW	30kHz	30kHz	100kHz	100kHz	300kHz	300kHz
VBW	100kHz	100kHz	300kHz	300kHz	1000kHz	1000kHz
Detector	RMS	RMS	RMS	RMS	RMS	RMS
Trace	Max	Max	Max	Max	Max	Max
Sweep Count	Auto	Auto	Auto	Auto	Auto	Auto

7.1.4 MEASUREMENT RESULT

Note: Test chart See Appendix II

8. CONDUCTED SPURIOUS EMISSION

8.1 DESCRIPTION OF CONDUCTED SPURIOUS EMISSION MEASUREMENT

8.1.1 MEASUREMENT METHOD

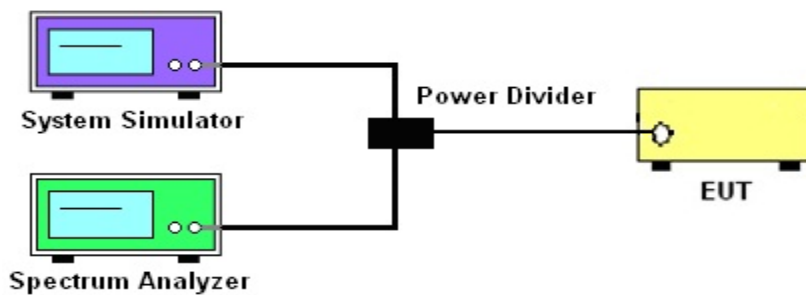
The power of any emission outside of the authorized operating frequency ranges must be lower than the transmitter power (P) by a factor of at least $43 + 10 \log (P)$ dB.

For Band 7:

The power of any emission outside of the authorized operating frequency ranges must be lower than the transmitter power (P) by a factor of at least $55 + 10 \log (P)$ dB.

It is measured by means of a calibrated spectrum analyzer and scanned from 30 MHz up to a frequency including its 10th harmonic.

8.1.2 TEST SETUP



8.1.3 TEST PROCEDURES

1. The testing FCC KDB 971168 D01 v03r01 Section 6.0 and ANSI C63.26 2015 Section 5.7.
2. The EUT was connected to spectrum analyzer and system simulator via a power divider.
3. The RF output of EUT was connected to the spectrum analyzer by RF cable and attenuator. The path loss was compensated to the results for each measurement
4. Make the measurement with the spectrum analyzer's RBW = 1MHz, VBW = 3MHz, taking the record of maximum spurious emission.
5. The RF fundamental frequency should be excluded against the limit line in the operating frequency band.
6. The limit line is derived from $43 + 10\log(P)$ dB below the transmitter power P(Watts)
 $= P(W) - [43 + 10\log(P)]$ (dB) = $[30 + 10\log(P)]$ (dBm) - $[43 + 10\log(P)]$ (dB)
 $= -13$ dBm.

For Band 7: $P(W) - [43 + 10\log(P)]$ (dB) = -25 dBm

	LTE					
LTE BW	1.4M	3M	5M	10M	15M	20M
Span	Auto	Auto	Auto	Auto	Auto	Auto
RBW	1000kHz	1000kHz	1000kHz	1000kHz	1000kHz	1000kHz
VBW	3000kHz	3000kHz	3000kHz	3000kHz	3000kHz	3000kHz
Detector	PK	PK	PK	PK	PK	PK
Trace	Max	Max	Max	Max	Max	Max

8.1.4 TEST RESULTS

Note: Test chart See Appendix II

9. RADIATED SPURIOUS EMISSION

9.1 DESCRIPTION OF RADIATED SPURIOUS EMISSION

9.1.1 MEASUREMENT METHOD

The radiated spurious emission was measured by substitution method according to ANSI C63.26 2015. The power of any emission outside of the authorized operating frequency ranges must be attenuated below the transmitter power (P) by a factor of at least $43 + 10 \log (P)$ dB.

For Band 7 The power of any emission outside of the authorized operating frequency ranges must be attenuated below the transmitter power (P) by a factor of at least $55 + 10 \log (P)$ dB. The spectrum is scanned from 30 MHz up to a frequency including its 10th harmonic.

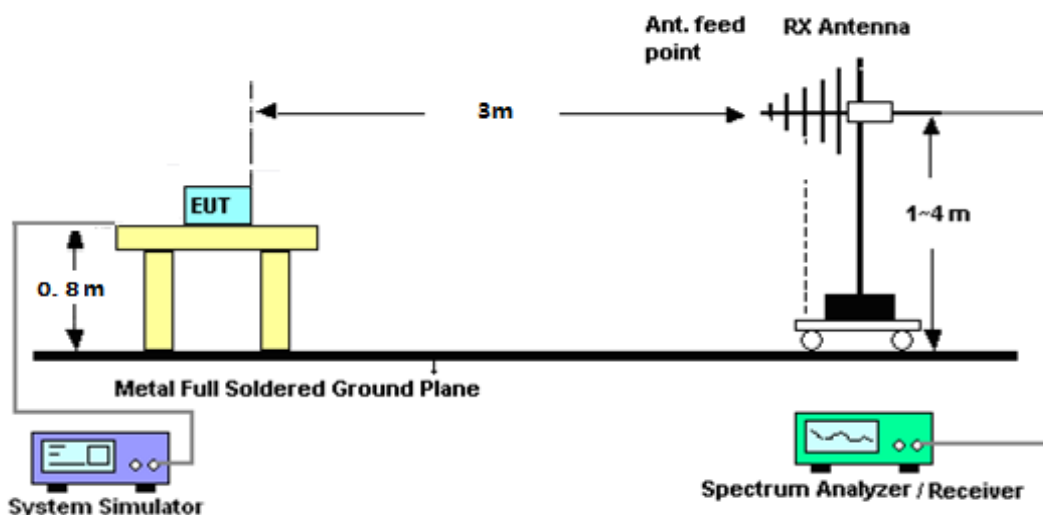
9.1.2 TEST SETUP

The procedure of radiated spurious emissions is as follows:

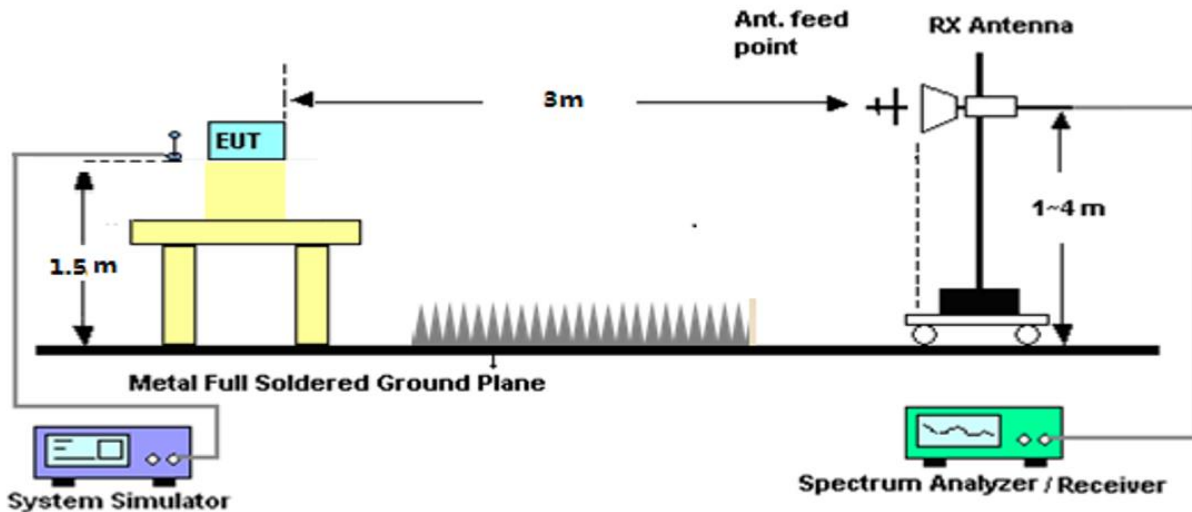
a) Pre-calibration With pre-calibration method, the Radiated Spurious Emissions(RSE) is calculated as, $RSE = Rx(\text{dBuV}) + CL(\text{dB}) + SA(\text{dB}) + Gain(\text{dBi}) - 107(\text{dBuV to dBm})$ The SA is calibrated using following setup.

b) EUT was placed on 1.5 m non-conductive stand at a 3 m test distance from the receive antenna. A receiving antenna was placed on the antenna mast 3 m from the test item for emission measurements. The height of receiving antenna is 0.8m. The test setup refers to figure below. Detected emissions were maximized at each frequency by rotating the test item and adjusting the receiving antenna polarization. The radiated emission measurements of all non-harmonic and harmonics of the transmit frequency through the 10th harmonic measured with peak detector and 1MHz bandwidth. Radiated emissions measurements were made only at the upper, middle, and lower carrier frequencies It was decided that measurements at these three carrier frequencies would be sufficient to demonstrate compliance with emissions limits because it was seen that all the significant spurs occur well outside the band and no radiation was seen from a carrier in one block of any band into any of the other blocks.

The substitution method is used. Substitution values at each frequency are measured before and saved to the test software. A "reference path loss" is established and the ARpl is the attenuation of "reference path loss", and including the gain of receive antenna, the gain of the preamplifier, the cable loss and the air loss. The measurement results are obtained as described below: $Power = P_{Mea} + AR_{pl}$ For radiated test from 30MHz to 1GHz



For radiated test from above 1GHz



9.1.3 TEST PROCEDURES

1. The testing FCC KDB 971168 D01 Section 7 and ANSI C63.26 2015 Section 5.5.
2. The EUT was placed on a rotatable wooden table with 1.5 meter above ground.
3. The EUT was set 3 meters from the receiving antenna, which was mounted on the antenna tower.
4. The table was rotated 360 degrees to determine the position of the highest spurious emission.
5. The height of the receiving antenna is varied between one meter and four meters to search the maximum spurious emission for both horizontal and vertical polarizations
6. Make the measurement with the spectrum analyzer's RBW = 1MHz, VBW = 3MHz, taking the record of maximum spurious emission.
7. A horn antenna was substituted in place of the EUT and was driven by a signal generator.
8. Tune the output power of signal generator to the same emission level with EUT maximum spurious emission.
9. Taking the record of output power at antenna port.
10. Repeat step 7 to step 8 for another polarization.
11. The RF fundamental frequency should be excluded against the limit line in the operating frequency band.

The limit line is derived from $43 + 10\log(P)$ dB below the transmitter power P(Watts)
 $= P(W) - [43 + 10\log(P)]$ (dB)
 $= [30 + 10\log(P)]$ (dBm) - $[43 + 10\log(P)]$ (dB)
 $= -13$ dBm

For Band 7:

The limit line is derived from $55 + 10\log(P)$ dB below the transmitter power P(Watts)
 $= [30 + 10\log(P)]$ (dBm) - $[55 + 10\log(P)]$ (dB)
 $= -25$ dBm

$P_{Mea} = S.G \text{ Level} + \text{Ant-Cable loss}$; $\text{Margin} = P_{Mea} - \text{Limit}$.

9.1.4 TEST RESULTS

Note: Test chart See Appendix II

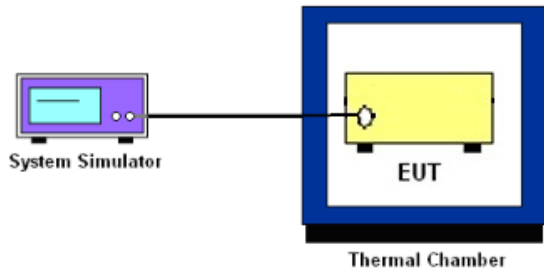
10. FREQUENCY STABILITY

10.1 DESCRIPTION OF FREQUENCY STABILITY MEASUREMENT

10.1.1 MEASUREMENT METHOD

The frequency stability shall be measured by variation of ambient temperature and variation of primary supply voltage to ensure that the fundamental emission stays within the authorized frequency block. The frequency stability of the transmitter shall be maintained within $\pm 0.00025\%$ ($\pm 2.5\text{ppm}$) of the center frequency.

10.1.2 TEST SETUP



10.1.3 TEST PROCEDURES FOR TEMPERATURE VARIATION

1. The EUT was set up in the thermal chamber and connected with the system simulator.
2. With power OFF, the temperature was decreased to -30°C and the EUT was stabilized before testing. Power was applied and the maximum change in frequency was recorded within one minute.
3. With power OFF, the temperature was raised in 10°C step up to 50°C . The EUT was stabilized at each step for at least half an hour. Power was applied and the maximum frequency change was recorded within one minute.

10.1.4 TEST PROCEDURES FOR VOLTAGE VARIATION

1. The testing follows FCC KDB 971168 D01v01r03 Section 9.
2. The EUT was placed in a temperature chamber at $25\pm 5^{\circ}\text{C}$ and connected with the system simulator.
3. The power supply voltage to the EUT was varied from 85% to 115% of the nominal value measured at the input to the EUT.
4. The variation in frequency was measured for the worst case.

10.1.5 TEST RESULTS

Note: Test chart See Appendix II

APPENDIX I-PHOTOS OF TEST SETUP

Note: See test photos in setup photo document for the actual connections between Product and support equipment.

APPENDIX II-TEST DATA

Conducted output power

Band	Bandwidth (MHz)	UL Channel	RB Size	RB Position	Modulation	Power (dBm)	Gain (dB)	EIRP (dBm)	EIRP Limit (dBm)	Verdict
Band2	1.4	18607	1	#0	QPSK	24.25	0.35	24.60	33.01	PASS
Band2	1.4	18607	1	#Mid	QPSK	24.53	0.35	24.88	33.01	PASS
Band2	1.4	18607	1	#Max	QPSK	24.45	0.35	24.80	33.01	PASS
Band2	1.4	18607	3	#0	QPSK	24.36	0.35	24.71	33.01	PASS
Band2	1.4	18607	3	#Mid	QPSK	24.40	0.35	24.75	33.01	PASS
Band2	1.4	18607	3	#Max	QPSK	24.38	0.35	24.73	33.01	PASS
Band2	1.4	18607	6	#0	QPSK	23.47	0.35	23.82	33.01	PASS
Band2	1.4	18607	1	#0	16QAM	23.21	0.35	23.56	33.01	PASS
Band2	1.4	18607	1	#Mid	16QAM	23.39	0.35	23.74	33.01	PASS
Band2	1.4	18607	1	#Max	16QAM	23.28	0.35	23.63	33.01	PASS
Band2	1.4	18607	3	#0	16QAM	23.57	0.35	23.92	33.01	PASS
Band2	1.4	18607	3	#Mid	16QAM	23.52	0.35	23.87	33.01	PASS
Band2	1.4	18607	3	#Max	16QAM	23.51	0.35	23.86	33.01	PASS
Band2	1.4	18607	6	#0	16QAM	22.51	0.35	22.86	33.01	PASS
Band2	1.4	18900	1	#0	QPSK	24.37	0.35	24.72	33.01	PASS
Band2	1.4	18900	1	#Mid	QPSK	24.45	0.35	24.80	33.01	PASS
Band2	1.4	18900	1	#Max	QPSK	24.44	0.35	24.79	33.01	PASS
Band2	1.4	18900	3	#0	QPSK	24.27	0.35	24.62	33.01	PASS
Band2	1.4	18900	3	#Mid	QPSK	24.41	0.35	24.76	33.01	PASS
Band2	1.4	18900	3	#Max	QPSK	24.37	0.35	24.72	33.01	PASS
Band2	1.4	18900	6	#0	QPSK	23.37	0.35	23.72	33.01	PASS
Band2	1.4	18900	1	#0	16QAM	23.36	0.35	23.71	33.01	PASS
Band2	1.4	18900	1	#Mid	16QAM	23.41	0.35	23.76	33.01	PASS
Band2	1.4	18900	1	#Max	16QAM	23.36	0.35	23.71	33.01	PASS
Band2	1.4	18900	3	#0	16QAM	23.26	0.35	23.61	33.01	PASS
Band2	1.4	18900	3	#Mid	16QAM	23.39	0.35	23.74	33.01	PASS
Band2	1.4	18900	3	#Max	16QAM	23.34	0.35	23.69	33.01	PASS
Band2	1.4	18900	6	#0	16QAM	22.42	0.35	22.77	33.01	PASS
Band2	1.4	19193	1	#0	QPSK	24.15	0.35	24.50	33.01	PASS
Band2	1.4	19193	1	#Mid	QPSK	24.31	0.35	24.66	33.01	PASS
Band2	1.4	19193	1	#Max	QPSK	24.12	0.35	24.47	33.01	PASS
Band2	1.4	19193	3	#0	QPSK	24.24	0.35	24.59	33.01	PASS
Band2	1.4	19193	3	#Mid	QPSK	24.36	0.35	24.71	33.01	PASS
Band2	1.4	19193	3	#Max	QPSK	24.24	0.35	24.59	33.01	PASS
Band2	1.4	19193	6	#0	QPSK	23.37	0.35	23.72	33.01	PASS
Band2	1.4	19193	1	#0	16QAM	23.18	0.35	23.53	33.01	PASS
Band2	1.4	19193	1	#Mid	16QAM	23.07	0.35	23.42	33.01	PASS
Band2	1.4	19193	1	#Max	16QAM	22.94	0.35	23.29	33.01	PASS
Band2	1.4	19193	3	#0	16QAM	23.57	0.35	23.92	33.01	PASS
Band2	1.4	19193	3	#Mid	16QAM	23.71	0.35	24.06	33.01	PASS
Band2	1.4	19193	3	#Max	16QAM	23.60	0.35	23.95	33.01	PASS
Band2	1.4	19193	6	#0	16QAM	22.46	0.35	22.81	33.01	PASS
Band2	3	18615	1	#0	QPSK	24.41	0.35	24.76	33.01	PASS
Band2	3	18615	1	#Mid	QPSK	24.49	0.35	24.84	33.01	PASS
Band2	3	18615	1	#Max	QPSK	24.31	0.35	24.66	33.01	PASS
Band2	3	18615	8	#0	QPSK	23.43	0.35	23.78	33.01	PASS
Band2	3	18615	8	#Mid	QPSK	23.49	0.35	23.84	33.01	PASS
Band2	3	18615	8	#Max	QPSK	23.40	0.35	23.75	33.01	PASS
Band2	3	18615	15	#0	QPSK	23.35	0.35	23.70	33.01	PASS
Band2	3	18615	1	#0	16QAM	23.71	0.35	24.06	33.01	PASS
Band2	3	18615	1	#Mid	16QAM	23.98	0.35	24.33	33.01	PASS
Band2	3	18615	1	#Max	16QAM	23.74	0.35	24.09	33.01	PASS
Band2	3	18615	8	#0	16QAM	22.15	0.35	22.50	33.01	PASS
Band2	3	18615	8	#Mid	16QAM	22.30	0.35	22.65	33.01	PASS

Band2	3	18615	8	#Max	16QAM	22.40	0.35	22.75	33.01	PASS
Band2	3	18615	15	#0	16QAM	22.38	0.35	22.73	33.01	PASS
Band2	3	18900	1	#0	QPSK	24.18	0.35	24.53	33.01	PASS
Band2	3	18900	1	#Mid	QPSK	24.32	0.35	24.67	33.01	PASS
Band2	3	18900	1	#Max	QPSK	24.39	0.35	24.74	33.01	PASS
Band2	3	18900	8	#0	QPSK	23.35	0.35	23.70	33.01	PASS
Band2	3	18900	8	#Mid	QPSK	23.37	0.35	23.72	33.01	PASS
Band2	3	18900	8	#Max	QPSK	23.35	0.35	23.70	33.01	PASS
Band2	3	18900	15	#0	QPSK	23.35	0.35	23.70	33.01	PASS
Band2	3	18900	1	#0	16QAM	22.95	0.35	23.30	33.01	PASS
Band2	3	18900	1	#Mid	16QAM	23.22	0.35	23.57	33.01	PASS
Band2	3	18900	1	#Max	16QAM	22.91	0.35	23.26	33.01	PASS
Band2	3	18900	8	#0	16QAM	22.16	0.35	22.51	33.01	PASS
Band2	3	18900	8	#Mid	16QAM	22.36	0.35	22.71	33.01	PASS
Band2	3	18900	8	#Max	16QAM	22.33	0.35	22.68	33.01	PASS
Band2	3	18900	15	#0	16QAM	22.29	0.35	22.64	33.01	PASS
Band2	3	19185	1	#0	QPSK	24.34	0.35	24.69	33.01	PASS
Band2	3	19185	1	#Mid	QPSK	24.40	0.35	24.75	33.01	PASS
Band2	3	19185	1	#Max	QPSK	24.33	0.35	24.68	33.01	PASS
Band2	3	19185	8	#0	QPSK	23.39	0.35	23.74	33.01	PASS
Band2	3	19185	8	#Mid	QPSK	23.40	0.35	23.75	33.01	PASS
Band2	3	19185	8	#Max	QPSK	23.43	0.35	23.78	33.01	PASS
Band2	3	19185	15	#0	QPSK	23.38	0.35	23.73	33.01	PASS
Band2	3	19185	1	#0	16QAM	23.45	0.35	23.80	33.01	PASS
Band2	3	19185	1	#Mid	16QAM	23.37	0.35	23.72	33.01	PASS
Band2	3	19185	1	#Max	16QAM	23.40	0.35	23.75	33.01	PASS
Band2	3	19185	8	#0	16QAM	22.48	0.35	22.83	33.01	PASS
Band2	3	19185	8	#Mid	16QAM	22.24	0.35	22.59	33.01	PASS
Band2	3	19185	8	#Max	16QAM	22.19	0.35	22.54	33.01	PASS
Band2	3	19185	15	#0	16QAM	22.45	0.35	22.80	33.01	PASS
Band2	5	18625	1	#0	QPSK	24.32	0.35	24.67	33.01	PASS
Band2	5	18625	1	#Mid	QPSK	24.41	0.35	24.76	33.01	PASS
Band2	5	18625	1	#Max	QPSK	24.29	0.35	24.64	33.01	PASS
Band2	5	18625	12	#0	QPSK	23.38	0.35	23.73	33.01	PASS
Band2	5	18625	12	#Mid	QPSK	23.40	0.35	23.75	33.01	PASS
Band2	5	18625	12	#Max	QPSK	23.48	0.35	23.83	33.01	PASS
Band2	5	18625	25	#0	QPSK	23.43	0.35	23.78	33.01	PASS
Band2	5	18625	1	#0	16QAM	23.61	0.35	23.96	33.01	PASS
Band2	5	18625	1	#Mid	16QAM	23.37	0.35	23.72	33.01	PASS
Band2	5	18625	1	#Max	16QAM	23.46	0.35	23.81	33.01	PASS
Band2	5	18625	12	#0	16QAM	22.25	0.35	22.60	33.01	PASS
Band2	5	18625	12	#Mid	16QAM	22.29	0.35	22.64	33.01	PASS
Band2	5	18625	12	#Max	16QAM	22.13	0.35	22.48	33.01	PASS
Band2	5	18625	25	#0	16QAM	22.39	0.35	22.74	33.01	PASS
Band2	5	18900	1	#0	QPSK	24.11	0.35	24.46	33.01	PASS
Band2	5	18900	1	#Mid	QPSK	24.28	0.35	24.63	33.01	PASS
Band2	5	18900	1	#Max	QPSK	24.30	0.35	24.65	33.01	PASS
Band2	5	18900	12	#0	QPSK	23.30	0.35	23.65	33.01	PASS
Band2	5	18900	12	#Mid	QPSK	23.35	0.35	23.70	33.01	PASS
Band2	5	18900	12	#Max	QPSK	23.42	0.35	23.77	33.01	PASS
Band2	5	18900	25	#0	QPSK	23.32	0.35	23.67	33.01	PASS
Band2	5	18900	1	#0	16QAM	23.11	0.35	23.46	33.01	PASS
Band2	5	18900	1	#Mid	16QAM	22.98	0.35	23.33	33.01	PASS
Band2	5	18900	1	#Max	16QAM	23.05	0.35	23.40	33.01	PASS
Band2	5	18900	12	#0	16QAM	22.07	0.35	22.42	33.01	PASS
Band2	5	18900	12	#Mid	16QAM	22.12	0.35	22.47	33.01	PASS
Band2	5	18900	12	#Max	16QAM	22.25	0.35	22.60	33.01	PASS
Band2	5	18900	25	#0	16QAM	22.40	0.35	22.75	33.01	PASS
Band2	5	19175	1	#0	QPSK	24.29	0.35	24.64	33.01	PASS
Band2	5	19175	1	#Mid	QPSK	24.44	0.35	24.79	33.01	PASS
Band2	5	19175	1	#Max	QPSK	24.30	0.35	24.65	33.01	PASS
Band2	5	19175	12	#0	QPSK	23.50	0.35	23.85	33.01	PASS
Band2	5	19175	12	#Mid	QPSK	23.39	0.35	23.74	33.01	PASS
Band2	5	19175	12	#Max	QPSK	23.50	0.35	23.85	33.01	PASS
Band2	5	19175	25	#0	QPSK	23.40	0.35	23.75	33.01	PASS
Band2	5	19175	1	#0	16QAM	23.51	0.35	23.86	33.01	PASS
Band2	5	19175	1	#Mid	16QAM	23.41	0.35	23.76	33.01	PASS
Band2	5	19175	1	#Max	16QAM	23.52	0.35	23.87	33.01	PASS

Band2	5	19175	12	#0	16QAM	22.33	0.35	22.68	33.01	PASS
Band2	5	19175	12	#Mid	16QAM	22.42	0.35	22.77	33.01	PASS
Band2	5	19175	12	#Max	16QAM	22.44	0.35	22.79	33.01	PASS
Band2	5	19175	25	#0	16QAM	22.38	0.35	22.73	33.01	PASS
Band2	10	18650	1	#0	QPSK	24.41	0.35	24.76	33.01	PASS
Band2	10	18650	1	#Mid	QPSK	24.44	0.35	24.79	33.01	PASS
Band2	10	18650	1	#Max	QPSK	24.38	0.35	24.73	33.01	PASS
Band2	10	18650	25	#0	QPSK	23.36	0.35	23.71	33.01	PASS
Band2	10	18650	25	#Mid	QPSK	23.43	0.35	23.78	33.01	PASS
Band2	10	18650	25	#Max	QPSK	23.44	0.35	23.79	33.01	PASS
Band2	10	18650	50	#0	QPSK	23.40	0.35	23.75	33.01	PASS
Band2	10	18650	1	#0	16QAM	23.72	0.35	24.07	33.01	PASS
Band2	10	18650	1	#Mid	16QAM	24.08	0.35	24.43	33.01	PASS
Band2	10	18650	1	#Max	16QAM	23.78	0.35	24.13	33.01	PASS
Band2	10	18650	25	#0	16QAM	22.39	0.35	22.74	33.01	PASS
Band2	10	18650	25	#Mid	16QAM	22.51	0.35	22.86	33.01	PASS
Band2	10	18650	25	#Max	16QAM	22.42	0.35	22.77	33.01	PASS
Band2	10	18650	50	#0	16QAM	22.47	0.35	22.82	33.01	PASS
Band2	10	18900	1	#0	QPSK	24.08	0.35	24.43	33.01	PASS
Band2	10	18900	1	#Mid	QPSK	24.27	0.35	24.62	33.01	PASS
Band2	10	18900	1	#Max	QPSK	24.11	0.35	24.46	33.01	PASS
Band2	10	18900	25	#0	QPSK	23.32	0.35	23.67	33.01	PASS
Band2	10	18900	25	#Mid	QPSK	23.41	0.35	23.76	33.01	PASS
Band2	10	18900	25	#Max	QPSK	23.43	0.35	23.78	33.01	PASS
Band2	10	18900	50	#0	QPSK	23.33	0.35	23.68	33.01	PASS
Band2	10	18900	1	#0	16QAM	22.85	0.35	23.20	33.01	PASS
Band2	10	18900	1	#Mid	16QAM	23.06	0.35	23.41	33.01	PASS
Band2	10	18900	1	#Max	16QAM	22.93	0.35	23.28	33.01	PASS
Band2	10	18900	25	#0	16QAM	22.31	0.35	22.66	33.01	PASS
Band2	10	18900	25	#Mid	16QAM	22.43	0.35	22.78	33.01	PASS
Band2	10	18900	25	#Max	16QAM	22.46	0.35	22.81	33.01	PASS
Band2	10	18900	50	#0	16QAM	22.25	0.35	22.60	33.01	PASS
Band2	10	19150	1	#0	QPSK	24.43	0.35	24.78	33.01	PASS
Band2	10	19150	1	#Mid	QPSK	24.60	0.35	24.95	33.01	PASS
Band2	10	19150	1	#Max	QPSK	24.47	0.35	24.82	33.01	PASS
Band2	10	19150	25	#0	QPSK	23.54	0.35	23.89	33.01	PASS
Band2	10	19150	25	#Mid	QPSK	23.44	0.35	23.79	33.01	PASS
Band2	10	19150	25	#Max	QPSK	23.37	0.35	23.72	33.01	PASS
Band2	10	19150	50	#0	QPSK	23.44	0.35	23.79	33.01	PASS
Band2	10	19150	1	#0	16QAM	23.43	0.35	23.78	33.01	PASS
Band2	10	19150	1	#Mid	16QAM	23.59	0.35	23.94	33.01	PASS
Band2	10	19150	1	#Max	16QAM	23.30	0.35	23.65	33.01	PASS
Band2	10	19150	25	#0	16QAM	22.50	0.35	22.85	33.01	PASS
Band2	10	19150	25	#Mid	16QAM	22.53	0.35	22.88	33.01	PASS
Band2	10	19150	25	#Max	16QAM	22.48	0.35	22.83	33.01	PASS
Band2	10	19150	50	#0	16QAM	22.41	0.35	22.76	33.01	PASS
Band2	15	18675	1	#0	QPSK	24.24	0.35	24.59	33.01	PASS
Band2	15	18675	1	#Mid	QPSK	24.65	0.35	25.00	33.01	PASS
Band2	15	18675	1	#Max	QPSK	24.36	0.35	24.71	33.01	PASS
Band2	15	18675	36	#0	QPSK	23.37	0.35	23.72	33.01	PASS
Band2	15	18675	36	#Mid	QPSK	23.53	0.35	23.88	33.01	PASS
Band2	15	18675	36	#Max	QPSK	23.46	0.35	23.81	33.01	PASS
Band2	15	18675	75	#0	QPSK	23.40	0.35	23.75	33.01	PASS
Band2	15	18675	1	#0	16QAM	23.85	0.35	24.20	33.01	PASS
Band2	15	18675	1	#Mid	16QAM	24.32	0.35	24.67	33.01	PASS
Band2	15	18675	1	#Max	16QAM	23.78	0.35	24.13	33.01	PASS
Band2	15	18675	36	#0	16QAM	22.47	0.35	22.82	33.01	PASS
Band2	15	18675	36	#Mid	16QAM	22.45	0.35	22.80	33.01	PASS
Band2	15	18675	36	#Max	16QAM	22.37	0.35	22.72	33.01	PASS
Band2	15	18675	75	#0	16QAM	22.32	0.35	22.67	33.01	PASS
Band2	15	18900	1	#0	QPSK	24.34	0.35	24.69	33.01	PASS
Band2	15	18900	1	#Mid	QPSK	24.48	0.35	24.83	33.01	PASS
Band2	15	18900	1	#Max	QPSK	24.24	0.35	24.59	33.01	PASS
Band2	15	18900	36	#0	QPSK	23.34	0.35	23.69	33.01	PASS
Band2	15	18900	36	#Mid	QPSK	23.38	0.35	23.73	33.01	PASS
Band2	15	18900	36	#Max	QPSK	23.37	0.35	23.72	33.01	PASS
Band2	15	18900	75	#0	QPSK	23.17	0.35	23.52	33.01	PASS
Band2	15	18900	1	#0	16QAM	22.94	0.35	23.29	33.01	PASS

Band2	15	18900	1	#Mid	16QAM	23.50	0.35	23.85	33.01	PASS
Band2	15	18900	1	#Max	16QAM	23.13	0.35	23.48	33.01	PASS
Band2	15	18900	36	#0	16QAM	22.30	0.35	22.65	33.01	PASS
Band2	15	18900	36	#Mid	16QAM	22.42	0.35	22.77	33.01	PASS
Band2	15	18900	36	#Max	16QAM	22.41	0.35	22.76	33.01	PASS
Band2	15	18900	75	#0	16QAM	22.25	0.35	22.60	33.01	PASS
Band2	15	19125	1	#0	QPSK	24.34	0.35	24.69	33.01	PASS
Band2	15	19125	1	#Mid	QPSK	24.52	0.35	24.87	33.01	PASS
Band2	15	19125	1	#Max	QPSK	24.41	0.35	24.76	33.01	PASS
Band2	15	19125	36	#0	QPSK	23.56	0.35	23.91	33.01	PASS
Band2	15	19125	36	#Mid	QPSK	23.48	0.35	23.83	33.01	PASS
Band2	15	19125	36	#Max	QPSK	23.38	0.35	23.73	33.01	PASS
Band2	15	19125	75	#0	QPSK	23.47	0.35	23.82	33.01	PASS
Band2	15	19125	1	#0	16QAM	23.37	0.35	23.72	33.01	PASS
Band2	15	19125	1	#Mid	16QAM	23.23	0.35	23.58	33.01	PASS
Band2	15	19125	1	#Max	16QAM	23.20	0.35	23.55	33.01	PASS
Band2	15	19125	36	#0	16QAM	22.41	0.35	22.76	33.01	PASS
Band2	15	19125	36	#Mid	16QAM	22.46	0.35	22.81	33.01	PASS
Band2	15	19125	36	#Max	16QAM	22.40	0.35	22.75	33.01	PASS
Band2	15	19125	75	#0	16QAM	22.58	0.35	22.93	33.01	PASS
Band2	20	18700	1	#0	QPSK	24.18	0.35	24.53	33.01	PASS
Band2	20	18700	1	#Mid	QPSK	24.80	0.35	25.15	33.01	PASS
Band2	20	18700	1	#Max	QPSK	24.38	0.35	24.73	33.01	PASS
Band2	20	18700	50	#0	QPSK	23.43	0.35	23.78	33.01	PASS
Band2	20	18700	50	#Mid	QPSK	23.52	0.35	23.87	33.01	PASS
Band2	20	18700	50	#Max	QPSK	23.37	0.35	23.72	33.01	PASS
Band2	20	18700	100	#0	QPSK	23.42	0.35	23.77	33.01	PASS
Band2	20	18700	1	#0	16QAM	23.16	0.35	23.51	33.01	PASS
Band2	20	18700	1	#Mid	16QAM	23.26	0.35	23.61	33.01	PASS
Band2	20	18700	1	#Max	16QAM	22.76	0.35	23.11	33.01	PASS
Band2	20	18700	50	#0	16QAM	22.41	0.35	22.76	33.01	PASS
Band2	20	18700	50	#Mid	16QAM	22.46	0.35	22.81	33.01	PASS
Band2	20	18700	50	#Max	16QAM	22.30	0.35	22.65	33.01	PASS
Band2	20	18700	100	#0	16QAM	22.40	0.35	22.75	33.01	PASS
Band2	20	18900	1	#0	QPSK	24.41	0.35	24.76	33.01	PASS
Band2	20	18900	1	#Mid	QPSK	24.84	0.35	25.19	33.01	PASS
Band2	20	18900	1	#Max	QPSK	24.71	0.35	25.06	33.01	PASS
Band2	20	18900	50	#0	QPSK	23.37	0.35	23.72	33.01	PASS
Band2	20	18900	50	#Mid	QPSK	23.41	0.35	23.76	33.01	PASS
Band2	20	18900	50	#Max	QPSK	23.41	0.35	23.76	33.01	PASS
Band2	20	18900	100	#0	QPSK	23.28	0.35	23.63	33.01	PASS
Band2	20	18900	1	#0	16QAM	23.00	0.35	23.35	33.01	PASS
Band2	20	18900	1	#Mid	16QAM	23.43	0.35	23.78	33.01	PASS
Band2	20	18900	1	#Max	16QAM	23.26	0.35	23.61	33.01	PASS
Band2	20	18900	50	#0	16QAM	22.33	0.35	22.68	33.01	PASS
Band2	20	18900	50	#Mid	16QAM	22.38	0.35	22.73	33.01	PASS
Band2	20	18900	50	#Max	16QAM	22.38	0.35	22.73	33.01	PASS
Band2	20	18900	100	#0	16QAM	22.27	0.35	22.62	33.01	PASS
Band2	20	19100	1	#0	QPSK	24.16	0.35	24.51	33.01	PASS
Band2	20	19100	1	#Mid	QPSK	24.40	0.35	24.75	33.01	PASS
Band2	20	19100	1	#Max	QPSK	24.26	0.35	24.61	33.01	PASS
Band2	20	19100	50	#0	QPSK	23.57	0.35	23.92	33.01	PASS
Band2	20	19100	50	#Mid	QPSK	23.54	0.35	23.89	33.01	PASS
Band2	20	19100	50	#Max	QPSK	23.35	0.35	23.70	33.01	PASS
Band2	20	19100	100	#0	QPSK	23.45	0.35	23.80	33.01	PASS
Band2	20	19100	1	#0	16QAM	23.38	0.35	23.73	33.01	PASS
Band2	20	19100	1	#Mid	16QAM	23.63	0.35	23.98	33.01	PASS
Band2	20	19100	1	#Max	16QAM	23.25	0.35	23.60	33.01	PASS
Band2	20	19100	50	#0	16QAM	22.59	0.35	22.94	33.01	PASS
Band2	20	19100	50	#Mid	16QAM	22.57	0.35	22.92	33.01	PASS
Band2	20	19100	50	#Max	16QAM	22.40	0.35	22.75	33.01	PASS
Band2	20	19100	100	#0	16QAM	22.49	0.35	22.84	33.01	PASS

Band	Bandwidth (MHz)	UL Channel	RB Size	RB Position	Modulation	Power (dBm)	Gain (dB)	EIRP (dBm)	EIRP Limit (dBm)	Verdict
Band4	1.4	19957	1	#0	QPSK	23.50	-1.53	21.97	30	PASS
Band4	1.4	19957	1	#Mid	QPSK	23.64	-1.53	22.11	30	PASS
Band4	1.4	19957	1	#Max	QPSK	23.63	-1.53	22.10	30	PASS
Band4	1.4	19957	3	#0	QPSK	23.53	-1.53	22.00	30	PASS
Band4	1.4	19957	3	#Mid	QPSK	23.52	-1.53	21.99	30	PASS
Band4	1.4	19957	3	#Max	QPSK	23.51	-1.53	21.98	30	PASS
Band4	1.4	19957	6	#0	QPSK	22.51	-1.53	20.98	30	PASS
Band4	1.4	19957	1	#0	16QAM	22.24	-1.53	20.71	30	PASS
Band4	1.4	19957	1	#Mid	16QAM	22.33	-1.53	20.80	30	PASS
Band4	1.4	19957	1	#Max	16QAM	22.24	-1.53	20.71	30	PASS
Band4	1.4	19957	3	#0	16QAM	22.43	-1.53	20.90	30	PASS
Band4	1.4	19957	3	#Mid	16QAM	22.39	-1.53	20.86	30	PASS
Band4	1.4	19957	3	#Max	16QAM	22.38	-1.53	20.85	30	PASS
Band4	1.4	19957	6	#0	16QAM	21.75	-1.53	20.22	30	PASS
Band4	1.4	20175	1	#0	QPSK	23.68	-1.53	22.15	30	PASS
Band4	1.4	20175	1	#Mid	QPSK	23.81	-1.53	22.28	30	PASS
Band4	1.4	20175	1	#Max	QPSK	23.66	-1.53	22.13	30	PASS
Band4	1.4	20175	3	#0	QPSK	23.73	-1.53	22.20	30	PASS
Band4	1.4	20175	3	#Mid	QPSK	23.75	-1.53	22.22	30	PASS
Band4	1.4	20175	3	#Max	QPSK	23.68	-1.53	22.15	30	PASS
Band4	1.4	20175	6	#0	QPSK	22.67	-1.53	21.14	30	PASS
Band4	1.4	20175	1	#0	16QAM	22.35	-1.53	20.82	30	PASS
Band4	1.4	20175	1	#Mid	16QAM	22.55	-1.53	21.02	30	PASS
Band4	1.4	20175	1	#Max	16QAM	22.45	-1.53	20.92	30	PASS
Band4	1.4	20175	3	#0	16QAM	22.41	-1.53	20.88	30	PASS
Band4	1.4	20175	3	#Mid	16QAM	22.37	-1.53	20.84	30	PASS
Band4	1.4	20175	3	#Max	16QAM	22.34	-1.53	20.81	30	PASS
Band4	1.4	20175	6	#0	16QAM	21.39	-1.53	19.86	30	PASS
Band4	1.4	20393	1	#0	QPSK	23.13	-1.53	21.60	30	PASS
Band4	1.4	20393	1	#Mid	QPSK	23.32	-1.53	21.79	30	PASS
Band4	1.4	20393	1	#Max	QPSK	23.42	-1.53	21.89	30	PASS
Band4	1.4	20393	3	#0	QPSK	23.51	-1.53	21.98	30	PASS
Band4	1.4	20393	3	#Mid	QPSK	23.46	-1.53	21.93	30	PASS
Band4	1.4	20393	3	#Max	QPSK	23.42	-1.53	21.89	30	PASS
Band4	1.4	20393	6	#0	QPSK	22.52	-1.53	20.99	30	PASS
Band4	1.4	20393	1	#0	16QAM	22.20	-1.53	20.67	30	PASS
Band4	1.4	20393	1	#Mid	16QAM	22.22	-1.53	20.69	30	PASS
Band4	1.4	20393	1	#Max	16QAM	22.20	-1.53	20.67	30	PASS
Band4	1.4	20393	3	#0	16QAM	22.39	-1.53	20.86	30	PASS
Band4	1.4	20393	3	#Mid	16QAM	22.62	-1.53	21.09	30	PASS
Band4	1.4	20393	3	#Max	16QAM	22.58	-1.53	21.05	30	PASS
Band4	1.4	20393	6	#0	16QAM	21.60	-1.53	20.07	30	PASS
Band4	3	19965	1	#0	QPSK	23.49	-1.53	21.96	30	PASS
Band4	3	19965	1	#Mid	QPSK	23.33	-1.53	21.80	30	PASS
Band4	3	19965	1	#Max	QPSK	23.44	-1.53	21.91	30	PASS
Band4	3	19965	8	#0	QPSK	22.48	-1.53	20.95	30	PASS
Band4	3	19965	8	#Mid	QPSK	22.54	-1.53	21.01	30	PASS
Band4	3	19965	8	#Max	QPSK	22.65	-1.53	21.12	30	PASS
Band4	3	19965	15	#0	QPSK	22.51	-1.53	20.98	30	PASS
Band4	3	19965	1	#0	16QAM	22.90	-1.53	21.37	30	PASS
Band4	3	19965	1	#Mid	16QAM	22.82	-1.53	21.29	30	PASS
Band4	3	19965	1	#Max	16QAM	22.95	-1.53	21.42	30	PASS
Band4	3	19965	8	#0	16QAM	21.41	-1.53	19.88	30	PASS
Band4	3	19965	8	#Mid	16QAM	21.48	-1.53	19.95	30	PASS
Band4	3	19965	8	#Max	16QAM	21.57	-1.53	20.04	30	PASS
Band4	3	19965	15	#0	16QAM	21.55	-1.53	20.02	30	PASS
Band4	3	20175	1	#0	QPSK	23.62	-1.53	22.09	30	PASS
Band4	3	20175	1	#Mid	QPSK	23.75	-1.53	22.22	30	PASS
Band4	3	20175	1	#Max	QPSK	23.85	-1.53	22.32	30	PASS
Band4	3	20175	8	#0	QPSK	22.70	-1.53	21.17	30	PASS
Band4	3	20175	8	#Mid	QPSK	22.67	-1.53	21.14	30	PASS
Band4	3	20175	8	#Max	QPSK	22.58	-1.53	21.05	30	PASS
Band4	3	20175	15	#0	QPSK	22.64	-1.53	21.11	30	PASS
Band4	3	20175	1	#0	16QAM	22.26	-1.53	20.73	30	PASS
Band4	3	20175	1	#Mid	16QAM	22.50	-1.53	20.97	30	PASS

Band4	3	20175	1	#Max	16QAM	22.22	-1.53	20.69	30	PASS
Band4	3	20175	8	#0	16QAM	21.45	-1.53	19.92	30	PASS
Band4	3	20175	8	#Mid	16QAM	21.53	-1.53	20.00	30	PASS
Band4	3	20175	8	#Max	16QAM	21.52	-1.53	19.99	30	PASS
Band4	3	20175	15	#0	16QAM	21.66	-1.53	20.13	30	PASS
Band4	3	20385	1	#0	QPSK	23.35	-1.53	21.82	30	PASS
Band4	3	20385	1	#Mid	QPSK	23.50	-1.53	21.97	30	PASS
Band4	3	20385	1	#Max	QPSK	23.52	-1.53	21.99	30	PASS
Band4	3	20385	8	#0	QPSK	22.49	-1.53	20.96	30	PASS
Band4	3	20385	8	#Mid	QPSK	22.42	-1.53	20.89	30	PASS
Band4	3	20385	8	#Max	QPSK	22.42	-1.53	20.89	30	PASS
Band4	3	20385	15	#0	QPSK	22.42	-1.53	20.89	30	PASS
Band4	3	20385	1	#0	16QAM	22.15	-1.53	20.62	30	PASS
Band4	3	20385	1	#Mid	16QAM	22.27	-1.53	20.74	30	PASS
Band4	3	20385	1	#Max	16QAM	22.30	-1.53	20.77	30	PASS
Band4	3	20385	8	#0	16QAM	21.49	-1.53	19.96	30	PASS
Band4	3	20385	8	#Mid	16QAM	21.53	-1.53	20.00	30	PASS
Band4	3	20385	8	#Max	16QAM	21.26	-1.53	19.73	30	PASS
Band4	3	20385	15	#0	16QAM	21.58	-1.53	20.05	30	PASS
Band4	5	19975	1	#0	QPSK	23.33	-1.53	21.80	30	PASS
Band4	5	19975	1	#Mid	QPSK	23.66	-1.53	22.13	30	PASS
Band4	5	19975	1	#Max	QPSK	23.58	-1.53	22.05	30	PASS
Band4	5	19975	12	#0	QPSK	22.52	-1.53	20.99	30	PASS
Band4	5	19975	12	#Mid	QPSK	22.47	-1.53	20.94	30	PASS
Band4	5	19975	12	#Max	QPSK	22.48	-1.53	20.95	30	PASS
Band4	5	19975	25	#0	QPSK	22.53	-1.53	21.00	30	PASS
Band4	5	19975	1	#0	16QAM	22.42	-1.53	20.89	30	PASS
Band4	5	19975	1	#Mid	16QAM	22.41	-1.53	20.88	30	PASS
Band4	5	19975	1	#Max	16QAM	22.38	-1.53	20.85	30	PASS
Band4	5	19975	12	#0	16QAM	21.39	-1.53	19.86	30	PASS
Band4	5	19975	12	#Mid	16QAM	21.38	-1.53	19.85	30	PASS
Band4	5	19975	12	#Max	16QAM	21.29	-1.53	19.76	30	PASS
Band4	5	19975	25	#0	16QAM	21.49	-1.53	19.96	30	PASS
Band4	5	20175	1	#0	QPSK	23.43	-1.53	21.90	30	PASS
Band4	5	20175	1	#Mid	QPSK	23.48	-1.53	21.95	30	PASS
Band4	5	20175	1	#Max	QPSK	23.50	-1.53	21.97	30	PASS
Band4	5	20175	12	#0	QPSK	22.62	-1.53	21.09	30	PASS
Band4	5	20175	12	#Mid	QPSK	22.59	-1.53	21.06	30	PASS
Band4	5	20175	12	#Max	QPSK	22.55	-1.53	21.02	30	PASS
Band4	5	20175	25	#0	QPSK	22.53	-1.53	21.00	30	PASS
Band4	5	20175	1	#0	16QAM	22.41	-1.53	20.88	30	PASS
Band4	5	20175	1	#Mid	16QAM	22.39	-1.53	20.86	30	PASS
Band4	5	20175	1	#Max	16QAM	22.35	-1.53	20.82	30	PASS
Band4	5	20175	12	#0	16QAM	21.30	-1.53	19.77	30	PASS
Band4	5	20175	12	#Mid	16QAM	21.37	-1.53	19.84	30	PASS
Band4	5	20175	12	#Max	16QAM	21.32	-1.53	19.79	30	PASS
Band4	5	20175	25	#0	16QAM	21.46	-1.53	19.93	30	PASS
Band4	5	20375	1	#0	QPSK	23.48	-1.53	21.95	30	PASS
Band4	5	20375	1	#Mid	QPSK	23.40	-1.53	21.87	30	PASS
Band4	5	20375	1	#Max	QPSK	23.55	-1.53	22.02	30	PASS
Band4	5	20375	12	#0	QPSK	22.50	-1.53	20.97	30	PASS
Band4	5	20375	12	#Mid	QPSK	22.47	-1.53	20.94	30	PASS
Band4	5	20375	12	#Max	QPSK	22.40	-1.53	20.87	30	PASS
Band4	5	20375	25	#0	QPSK	22.45	-1.53	20.92	30	PASS
Band4	5	20375	1	#0	16QAM	22.68	-1.53	21.15	30	PASS
Band4	5	20375	1	#Mid	16QAM	22.22	-1.53	20.69	30	PASS
Band4	5	20375	1	#Max	16QAM	22.33	-1.53	20.80	30	PASS
Band4	5	20375	12	#0	16QAM	21.56	-1.53	20.03	30	PASS
Band4	5	20375	12	#Mid	16QAM	21.44	-1.53	19.91	30	PASS
Band4	5	20375	12	#Max	16QAM	21.54	-1.53	20.01	30	PASS
Band4	5	20375	25	#0	16QAM	21.33	-1.53	19.80	30	PASS
Band4	10	20000	1	#0	QPSK	23.59	-1.53	22.06	30	PASS
Band4	10	20000	1	#Mid	QPSK	23.82	-1.53	22.29	30	PASS
Band4	10	20000	1	#Max	QPSK	23.73	-1.53	22.20	30	PASS
Band4	10	20000	25	#0	QPSK	22.46	-1.53	20.93	30	PASS
Band4	10	20000	25	#Mid	QPSK	22.53	-1.53	21.00	30	PASS
Band4	10	20000	25	#Max	QPSK	22.54	-1.53	21.01	30	PASS
Band4	10	20000	50	#0	QPSK	22.58	-1.53	21.05	30	PASS

Band4	10	20000	1	#0	16QAM	22.82	-1.53	21.29	30	PASS
Band4	10	20000	1	#Mid	16QAM	22.88	-1.53	21.35	30	PASS
Band4	10	20000	1	#Max	16QAM	22.82	-1.53	21.29	30	PASS
Band4	10	20000	25	#0	16QAM	21.56	-1.53	20.03	30	PASS
Band4	10	20000	25	#Mid	16QAM	21.64	-1.53	20.11	30	PASS
Band4	10	20000	25	#Max	16QAM	21.54	-1.53	20.01	30	PASS
Band4	10	20000	50	#0	16QAM	21.59	-1.53	20.06	30	PASS
Band4	10	20175	1	#0	QPSK	23.49	-1.53	21.96	30	PASS
Band4	10	20175	1	#Mid	QPSK	23.62	-1.53	22.09	30	PASS
Band4	10	20175	1	#Max	QPSK	23.54	-1.53	22.01	30	PASS
Band4	10	20175	25	#0	QPSK	22.59	-1.53	21.06	30	PASS
Band4	10	20175	25	#Mid	QPSK	22.53	-1.53	21.00	30	PASS
Band4	10	20175	25	#Max	QPSK	22.53	-1.53	21.00	30	PASS
Band4	10	20175	50	#0	QPSK	22.49	-1.53	20.96	30	PASS
Band4	10	20175	1	#0	16QAM	22.09	-1.53	20.56	30	PASS
Band4	10	20175	1	#Mid	16QAM	22.18	-1.53	20.65	30	PASS
Band4	10	20175	1	#Max	16QAM	22.06	-1.53	20.53	30	PASS
Band4	10	20175	25	#0	16QAM	21.49	-1.53	19.96	30	PASS
Band4	10	20175	25	#Mid	16QAM	21.51	-1.53	19.98	30	PASS
Band4	10	20175	25	#Max	16QAM	21.53	-1.53	20.00	30	PASS
Band4	10	20175	50	#0	16QAM	21.53	-1.53	20.00	30	PASS
Band4	10	20350	1	#0	QPSK	23.39	-1.53	21.86	30	PASS
Band4	10	20350	1	#Mid	QPSK	23.67	-1.53	22.14	30	PASS
Band4	10	20350	1	#Max	QPSK	23.64	-1.53	22.11	30	PASS
Band4	10	20350	25	#0	QPSK	22.46	-1.53	20.93	30	PASS
Band4	10	20350	25	#Mid	QPSK	22.49	-1.53	20.96	30	PASS
Band4	10	20350	25	#Max	QPSK	22.33	-1.53	20.80	30	PASS
Band4	10	20350	50	#0	QPSK	22.43	-1.53	20.90	30	PASS
Band4	10	20350	1	#0	16QAM	22.28	-1.53	20.75	30	PASS
Band4	10	20350	1	#Mid	16QAM	22.32	-1.53	20.79	30	PASS
Band4	10	20350	1	#Max	16QAM	22.00	-1.53	20.47	30	PASS
Band4	10	20350	25	#0	16QAM	21.41	-1.53	19.88	30	PASS
Band4	10	20350	25	#Mid	16QAM	21.40	-1.53	19.87	30	PASS
Band4	10	20350	25	#Max	16QAM	21.27	-1.53	19.74	30	PASS
Band4	10	20350	50	#0	16QAM	21.33	-1.53	19.80	30	PASS
Band4	15	20025	1	#0	QPSK	23.33	-1.53	21.80	30	PASS
Band4	15	20025	1	#Mid	QPSK	23.58	-1.53	22.05	30	PASS
Band4	15	20025	1	#Max	QPSK	23.56	-1.53	22.03	30	PASS
Band4	15	20025	36	#0	QPSK	22.40	-1.53	20.87	30	PASS
Band4	15	20025	36	#Mid	QPSK	22.44	-1.53	20.91	30	PASS
Band4	15	20025	36	#Max	QPSK	22.50	-1.53	20.97	30	PASS
Band4	15	20025	75	#0	QPSK	22.46	-1.53	20.93	30	PASS
Band4	15	20025	1	#0	16QAM	22.86	-1.53	21.33	30	PASS
Band4	15	20025	1	#Mid	16QAM	23.15	-1.53	21.62	30	PASS
Band4	15	20025	1	#Max	16QAM	23.06	-1.53	21.53	30	PASS
Band4	15	20025	36	#0	16QAM	21.32	-1.53	19.79	30	PASS
Band4	15	20025	36	#Mid	16QAM	21.38	-1.53	19.85	30	PASS
Band4	15	20025	36	#Max	16QAM	21.34	-1.53	19.81	30	PASS
Band4	15	20025	75	#0	16QAM	21.44	-1.53	19.91	30	PASS
Band4	15	20175	1	#0	QPSK	23.28	-1.53	21.75	30	PASS
Band4	15	20175	1	#Mid	QPSK	23.62	-1.53	22.09	30	PASS
Band4	15	20175	1	#Max	QPSK	23.49	-1.53	21.96	30	PASS
Band4	15	20175	36	#0	QPSK	22.57	-1.53	21.04	30	PASS
Band4	15	20175	36	#Mid	QPSK	22.53	-1.53	21.00	30	PASS
Band4	15	20175	36	#Max	QPSK	22.55	-1.53	21.02	30	PASS
Band4	15	20175	75	#0	QPSK	22.62	-1.53	21.09	30	PASS
Band4	15	20175	1	#0	16QAM	22.30	-1.53	20.77	30	PASS
Band4	15	20175	1	#Mid	16QAM	22.28	-1.53	20.75	30	PASS
Band4	15	20175	1	#Max	16QAM	22.23	-1.53	20.70	30	PASS
Band4	15	20175	36	#0	16QAM	21.63	-1.53	20.10	30	PASS
Band4	15	20175	36	#Mid	16QAM	21.56	-1.53	20.03	30	PASS
Band4	15	20175	36	#Max	16QAM	21.52	-1.53	19.99	30	PASS
Band4	15	20175	75	#0	16QAM	21.50	-1.53	19.97	30	PASS
Band4	15	20325	1	#0	QPSK	23.45	-1.53	21.92	30	PASS
Band4	15	20325	1	#Mid	QPSK	23.87	-1.53	22.34	30	PASS
Band4	15	20325	1	#Max	QPSK	23.32	-1.53	21.79	30	PASS
Band4	15	20325	36	#0	QPSK	22.50	-1.53	20.97	30	PASS
Band4	15	20325	36	#Mid	QPSK	22.48	-1.53	20.95	30	PASS

Band4	15	20325	36	#Max	QPSK	22.42	-1.53	20.89	30	PASS
Band4	15	20325	75	#0	QPSK	22.41	-1.53	20.88	30	PASS
Band4	15	20325	1	#0	16QAM	22.82	-1.53	21.29	30	PASS
Band4	15	20325	1	#Mid	16QAM	22.94	-1.53	21.41	30	PASS
Band4	15	20325	1	#Max	16QAM	22.71	-1.53	21.18	30	PASS
Band4	15	20325	36	#0	16QAM	21.47	-1.53	19.94	30	PASS
Band4	15	20325	36	#Mid	16QAM	21.57	-1.53	20.04	30	PASS
Band4	15	20325	36	#Max	16QAM	21.30	-1.53	19.77	30	PASS
Band4	15	20325	75	#0	16QAM	21.39	-1.53	19.86	30	PASS
Band4	20	20050	1	#0	QPSK	23.14	-1.53	21.61	30	PASS
Band4	20	20050	1	#Mid	QPSK	23.62	-1.53	22.09	30	PASS
Band4	20	20050	1	#Max	QPSK	23.47	-1.53	21.94	30	PASS
Band4	20	20050	50	#0	QPSK	22.55	-1.53	21.02	30	PASS
Band4	20	20050	50	#Mid	QPSK	22.53	-1.53	21.00	30	PASS
Band4	20	20050	50	#Max	QPSK	22.64	-1.53	21.11	30	PASS
Band4	20	20050	100	#0	QPSK	22.59	-1.53	21.06	30	PASS
Band4	20	20050	1	#0	16QAM	22.42	-1.53	20.89	30	PASS
Band4	20	20050	1	#Mid	16QAM	22.39	-1.53	20.86	30	PASS
Band4	20	20050	1	#Max	16QAM	21.95	-1.53	20.42	30	PASS
Band4	20	20050	50	#0	16QAM	21.47	-1.53	19.94	30	PASS
Band4	20	20050	50	#Mid	16QAM	21.50	-1.53	19.97	30	PASS
Band4	20	20050	50	#Max	16QAM	21.59	-1.53	20.06	30	PASS
Band4	20	20050	100	#0	16QAM	21.47	-1.53	19.94	30	PASS
Band4	20	20175	1	#0	QPSK	23.71	-1.53	22.18	30	PASS
Band4	20	20175	1	#Mid	QPSK	23.85	-1.53	22.32	30	PASS
Band4	20	20175	1	#Max	QPSK	23.90	-1.53	22.37	30	PASS
Band4	20	20175	50	#0	QPSK	22.58	-1.53	21.05	30	PASS
Band4	20	20175	50	#Mid	QPSK	22.60	-1.53	21.07	30	PASS
Band4	20	20175	50	#Max	QPSK	22.60	-1.53	21.07	30	PASS
Band4	20	20175	100	#0	QPSK	22.60	-1.53	21.07	30	PASS
Band4	20	20175	1	#0	16QAM	22.31	-1.53	20.78	30	PASS
Band4	20	20175	1	#Mid	16QAM	22.23	-1.53	20.70	30	PASS
Band4	20	20175	1	#Max	16QAM	22.15	-1.53	20.62	30	PASS
Band4	20	20175	50	#0	16QAM	21.48	-1.53	19.95	30	PASS
Band4	20	20175	50	#Mid	16QAM	21.56	-1.53	20.03	30	PASS
Band4	20	20175	50	#Max	16QAM	21.40	-1.53	19.87	30	PASS
Band4	20	20175	100	#0	16QAM	21.49	-1.53	19.96	30	PASS
Band4	20	20300	1	#0	QPSK	23.59	-1.53	22.06	30	PASS
Band4	20	20300	1	#Mid	QPSK	23.60	-1.53	22.07	30	PASS
Band4	20	20300	1	#Max	QPSK	23.25	-1.53	21.72	30	PASS
Band4	20	20300	50	#0	QPSK	22.47	-1.53	20.94	30	PASS
Band4	20	20300	50	#Mid	QPSK	22.43	-1.53	20.90	30	PASS
Band4	20	20300	50	#Max	QPSK	22.37	-1.53	20.84	30	PASS
Band4	20	20300	100	#0	QPSK	22.46	-1.53	20.93	30	PASS
Band4	20	20300	1	#0	16QAM	21.99	-1.53	20.46	30	PASS
Band4	20	20300	1	#Mid	16QAM	22.18	-1.53	20.65	30	PASS
Band4	20	20300	1	#Max	16QAM	21.98	-1.53	20.45	30	PASS
Band4	20	20300	50	#0	16QAM	21.39	-1.53	19.86	30	PASS
Band4	20	20300	50	#Mid	16QAM	21.39	-1.53	19.86	30	PASS
Band4	20	20300	50	#Max	16QAM	21.20	-1.53	19.67	30	PASS
Band4	20	20300	100	#0	16QAM	21.30	-1.53	19.77	30	PASS

Band	Bandwidth (MHz)	UL Channel	RB Size	RB Position	Modulation	Power (dBm)	Gain (dB)	ERP (dBm)	ERP Limit (dBm)	Verdict
Band5	1.4	20407	1	#0	QPSK	24.44	-3.82	18.47	38.45	PASS
Band5	1.4	20407	1	#Mid	QPSK	24.58	-3.82	18.61	38.45	PASS
Band5	1.4	20407	1	#Max	QPSK	24.49	-3.82	18.52	38.45	PASS
Band5	1.4	20407	3	#0	QPSK	24.54	-3.82	18.57	38.45	PASS
Band5	1.4	20407	3	#Mid	QPSK	24.56	-3.82	18.59	38.45	PASS
Band5	1.4	20407	3	#Max	QPSK	24.44	-3.82	18.47	38.45	PASS
Band5	1.4	20407	6	#0	QPSK	23.55	-3.82	17.58	38.45	PASS
Band5	1.4	20407	1	#0	16QAM	23.23	-3.82	17.26	38.45	PASS
Band5	1.4	20407	1	#Mid	16QAM	23.46	-3.82	17.49	38.45	PASS
Band5	1.4	20407	1	#Max	16QAM	23.34	-3.82	17.37	38.45	PASS
Band5	1.4	20407	3	#0	16QAM	23.69	-3.82	17.72	38.45	PASS
Band5	1.4	20407	3	#Mid	16QAM	23.63	-3.82	17.66	38.45	PASS
Band5	1.4	20407	3	#Max	16QAM	23.60	-3.82	17.63	38.45	PASS
Band5	1.4	20407	6	#0	16QAM	22.63	-3.82	16.66	38.45	PASS
Band5	1.4	20525	1	#0	QPSK	24.45	-3.82	18.48	38.45	PASS
Band5	1.4	20525	1	#Mid	QPSK	24.57	-3.82	18.60	38.45	PASS
Band5	1.4	20525	1	#Max	QPSK	24.43	-3.82	18.46	38.45	PASS
Band5	1.4	20525	3	#0	QPSK	24.38	-3.82	18.41	38.45	PASS
Band5	1.4	20525	3	#Mid	QPSK	24.45	-3.82	18.48	38.45	PASS
Band5	1.4	20525	3	#Max	QPSK	24.43	-3.82	18.46	38.45	PASS
Band5	1.4	20525	6	#0	QPSK	23.52	-3.82	17.55	38.45	PASS
Band5	1.4	20525	1	#0	16QAM	23.46	-3.82	17.49	38.45	PASS
Band5	1.4	20525	1	#Mid	16QAM	23.57	-3.82	17.60	38.45	PASS
Band5	1.4	20525	1	#Max	16QAM	23.36	-3.82	17.39	38.45	PASS
Band5	1.4	20525	3	#0	16QAM	23.39	-3.82	17.42	38.45	PASS
Band5	1.4	20525	3	#Mid	16QAM	23.44	-3.82	17.47	38.45	PASS
Band5	1.4	20525	3	#Max	16QAM	23.52	-3.82	17.55	38.45	PASS
Band5	1.4	20525	6	#0	16QAM	22.78	-3.82	16.81	38.45	PASS
Band5	1.4	20643	1	#0	QPSK	24.34	-3.82	18.37	38.45	PASS
Band5	1.4	20643	1	#Mid	QPSK	24.42	-3.82	18.45	38.45	PASS
Band5	1.4	20643	1	#Max	QPSK	24.31	-3.82	18.34	38.45	PASS
Band5	1.4	20643	3	#0	QPSK	24.61	-3.82	18.64	38.45	PASS
Band5	1.4	20643	3	#Mid	QPSK	24.77	-3.82	18.80	38.45	PASS
Band5	1.4	20643	3	#Max	QPSK	24.67	-3.82	18.70	38.45	PASS
Band5	1.4	20643	6	#0	QPSK	23.64	-3.82	17.67	38.45	PASS
Band5	1.4	20643	1	#0	16QAM	23.43	-3.82	17.46	38.45	PASS
Band5	1.4	20643	1	#Mid	16QAM	23.51	-3.82	17.54	38.45	PASS
Band5	1.4	20643	1	#Max	16QAM	23.39	-3.82	17.42	38.45	PASS
Band5	1.4	20643	3	#0	16QAM	23.45	-3.82	17.48	38.45	PASS
Band5	1.4	20643	3	#Mid	16QAM	23.48	-3.82	17.51	38.45	PASS
Band5	1.4	20643	3	#Max	16QAM	23.48	-3.82	17.51	38.45	PASS
Band5	1.4	20643	6	#0	16QAM	22.69	-3.82	16.72	38.45	PASS
Band5	3	20415	1	#0	QPSK	24.35	-3.82	18.38	38.45	PASS
Band5	3	20415	1	#Mid	QPSK	24.44	-3.82	18.47	38.45	PASS
Band5	3	20415	1	#Max	QPSK	24.40	-3.82	18.43	38.45	PASS
Band5	3	20415	8	#0	QPSK	23.65	-3.82	17.68	38.45	PASS
Band5	3	20415	8	#Mid	QPSK	23.57	-3.82	17.60	38.45	PASS
Band5	3	20415	8	#Max	QPSK	23.50	-3.82	17.53	38.45	PASS
Band5	3	20415	15	#0	QPSK	23.63	-3.82	17.66	38.45	PASS
Band5	3	20415	1	#0	16QAM	24.01	-3.82	18.04	38.45	PASS
Band5	3	20415	1	#Mid	16QAM	24.03	-3.82	18.06	38.45	PASS
Band5	3	20415	1	#Max	16QAM	23.84	-3.82	17.87	38.45	PASS
Band5	3	20415	8	#0	16QAM	22.52	-3.82	16.55	38.45	PASS
Band5	3	20415	8	#Mid	16QAM	22.50	-3.82	16.53	38.45	PASS
Band5	3	20415	8	#Max	16QAM	22.55	-3.82	16.58	38.45	PASS
Band5	3	20415	15	#0	16QAM	22.56	-3.82	16.59	38.45	PASS
Band5	3	20525	1	#0	QPSK	24.32	-3.82	18.35	38.45	PASS
Band5	3	20525	1	#Mid	QPSK	24.48	-3.82	18.51	38.45	PASS
Band5	3	20525	1	#Max	QPSK	24.37	-3.82	18.40	38.45	PASS
Band5	3	20525	8	#0	QPSK	23.51	-3.82	17.54	38.45	PASS
Band5	3	20525	8	#Mid	QPSK	23.42	-3.82	17.45	38.45	PASS
Band5	3	20525	8	#Max	QPSK	23.47	-3.82	17.50	38.45	PASS
Band5	3	20525	15	#0	QPSK	23.40	-3.82	17.43	38.45	PASS
Band5	3	20525	1	#0	16QAM	22.99	-3.82	17.02	38.45	PASS
Band5	3	20525	1	#Mid	16QAM	23.30	-3.82	17.33	38.45	PASS

Band5	3	20525	1	#Max	16QAM	23.10	-3.82	17.13	38.45	PASS
Band5	3	20525	8	#0	16QAM	22.24	-3.82	16.27	38.45	PASS
Band5	3	20525	8	#Mid	16QAM	22.14	-3.82	16.17	38.45	PASS
Band5	3	20525	8	#Max	16QAM	22.18	-3.82	16.21	38.45	PASS
Band5	3	20525	15	#0	16QAM	22.37	-3.82	16.40	38.45	PASS
Band5	3	20635	1	#0	QPSK	24.47	-3.82	18.50	38.45	PASS
Band5	3	20635	1	#Mid	QPSK	24.63	-3.82	18.66	38.45	PASS
Band5	3	20635	1	#Max	QPSK	24.69	-3.82	18.72	38.45	PASS
Band5	3	20635	8	#0	QPSK	23.60	-3.82	17.63	38.45	PASS
Band5	3	20635	8	#Mid	QPSK	23.61	-3.82	17.64	38.45	PASS
Band5	3	20635	8	#Max	QPSK	23.69	-3.82	17.72	38.45	PASS
Band5	3	20635	15	#0	QPSK	23.67	-3.82	17.70	38.45	PASS
Band5	3	20635	1	#0	16QAM	23.27	-3.82	17.30	38.45	PASS
Band5	3	20635	1	#Mid	16QAM	23.43	-3.82	17.46	38.45	PASS
Band5	3	20635	1	#Max	16QAM	23.30	-3.82	17.33	38.45	PASS
Band5	3	20635	8	#0	16QAM	22.19	-3.82	16.22	38.45	PASS
Band5	3	20635	8	#Mid	16QAM	22.30	-3.82	16.33	38.45	PASS
Band5	3	20635	8	#Max	16QAM	22.41	-3.82	16.44	38.45	PASS
Band5	3	20635	15	#0	16QAM	22.53	-3.82	16.56	38.45	PASS
Band5	5	20425	1	#0	QPSK	24.29	-3.82	18.32	38.45	PASS
Band5	5	20425	1	#Mid	QPSK	24.58	-3.82	18.61	38.45	PASS
Band5	5	20425	1	#Max	QPSK	24.35	-3.82	18.38	38.45	PASS
Band5	5	20425	12	#0	QPSK	23.42	-3.82	17.45	38.45	PASS
Band5	5	20425	12	#Mid	QPSK	23.52	-3.82	17.55	38.45	PASS
Band5	5	20425	12	#Max	QPSK	23.53	-3.82	17.56	38.45	PASS
Band5	5	20425	25	#0	QPSK	23.52	-3.82	17.55	38.45	PASS
Band5	5	20425	1	#0	16QAM	23.38	-3.82	17.41	38.45	PASS
Band5	5	20425	1	#Mid	16QAM	23.37	-3.82	17.40	38.45	PASS
Band5	5	20425	1	#Max	16QAM	23.48	-3.82	17.51	38.45	PASS
Band5	5	20425	12	#0	16QAM	22.21	-3.82	16.24	38.45	PASS
Band5	5	20425	12	#Mid	16QAM	22.24	-3.82	16.27	38.45	PASS
Band5	5	20425	12	#Max	16QAM	22.35	-3.82	16.38	38.45	PASS
Band5	5	20425	25	#0	16QAM	22.57	-3.82	16.60	38.45	PASS
Band5	5	20525	1	#0	QPSK	24.29	-3.82	18.32	38.45	PASS
Band5	5	20525	1	#Mid	QPSK	24.40	-3.82	18.43	38.45	PASS
Band5	5	20525	1	#Max	QPSK	24.34	-3.82	18.37	38.45	PASS
Band5	5	20525	12	#0	QPSK	23.42	-3.82	17.45	38.45	PASS
Band5	5	20525	12	#Mid	QPSK	23.43	-3.82	17.46	38.45	PASS
Band5	5	20525	12	#Max	QPSK	23.39	-3.82	17.42	38.45	PASS
Band5	5	20525	25	#0	QPSK	23.48	-3.82	17.51	38.45	PASS
Band5	5	20525	1	#0	16QAM	23.26	-3.82	17.29	38.45	PASS
Band5	5	20525	1	#Mid	16QAM	22.83	-3.82	16.86	38.45	PASS
Band5	5	20525	1	#Max	16QAM	22.72	-3.82	16.75	38.45	PASS
Band5	5	20525	12	#0	16QAM	22.21	-3.82	16.24	38.45	PASS
Band5	5	20525	12	#Mid	16QAM	22.21	-3.82	16.24	38.45	PASS
Band5	5	20525	12	#Max	16QAM	22.15	-3.82	16.18	38.45	PASS
Band5	5	20525	25	#0	16QAM	22.38	-3.82	16.41	38.45	PASS
Band5	5	20625	1	#0	QPSK	24.54	-3.82	18.57	38.45	PASS
Band5	5	20625	1	#Mid	QPSK	24.61	-3.82	18.64	38.45	PASS
Band5	5	20625	1	#Max	QPSK	24.72	-3.82	18.75	38.45	PASS
Band5	5	20625	12	#0	QPSK	23.62	-3.82	17.65	38.45	PASS
Band5	5	20625	12	#Mid	QPSK	23.62	-3.82	17.65	38.45	PASS
Band5	5	20625	12	#Max	QPSK	23.65	-3.82	17.68	38.45	PASS
Band5	5	20625	25	#0	QPSK	23.64	-3.82	17.67	38.45	PASS
Band5	5	20625	1	#0	16QAM	23.59	-3.82	17.62	38.45	PASS
Band5	5	20625	1	#Mid	16QAM	23.67	-3.82	17.70	38.45	PASS
Band5	5	20625	1	#Max	16QAM	23.65	-3.82	17.68	38.45	PASS
Band5	5	20625	12	#0	16QAM	22.50	-3.82	16.53	38.45	PASS
Band5	5	20625	12	#Mid	16QAM	22.54	-3.82	16.57	38.45	PASS
Band5	5	20625	12	#Max	16QAM	22.66	-3.82	16.69	38.45	PASS
Band5	5	20625	25	#0	16QAM	22.59	-3.82	16.62	38.45	PASS
Band5	10	20450	1	#0	QPSK	24.35	-3.82	18.38	38.45	PASS
Band5	10	20450	1	#Mid	QPSK	24.61	-3.82	18.64	38.45	PASS
Band5	10	20450	1	#Max	QPSK	24.70	-3.82	18.73	38.45	PASS
Band5	10	20450	25	#0	QPSK	23.51	-3.82	17.54	38.45	PASS
Band5	10	20450	25	#Mid	QPSK	23.60	-3.82	17.63	38.45	PASS
Band5	10	20450	25	#Max	QPSK	23.53	-3.82	17.56	38.45	PASS
Band5	10	20450	50	#0	QPSK	23.42	-3.82	17.45	38.45	PASS

Band5	10	20450	1	#0	16QAM	23.75	-3.82	17.78	38.45	PASS
Band5	10	20450	1	#Mid	16QAM	24.26	-3.82	18.29	38.45	PASS
Band5	10	20450	1	#Max	16QAM	24.52	-3.82	18.55	38.45	PASS
Band5	10	20450	25	#0	16QAM	22.50	-3.82	16.53	38.45	PASS
Band5	10	20450	25	#Mid	16QAM	22.53	-3.82	16.56	38.45	PASS
Band5	10	20450	25	#Max	16QAM	22.61	-3.82	16.64	38.45	PASS
Band5	10	20450	50	#0	16QAM	22.50	-3.82	16.53	38.45	PASS
Band5	10	20525	1	#0	QPSK	24.43	-3.82	18.46	38.45	PASS
Band5	10	20525	1	#Mid	QPSK	24.52	-3.82	18.55	38.45	PASS
Band5	10	20525	1	#Max	QPSK	24.36	-3.82	18.39	38.45	PASS
Band5	10	20525	25	#0	QPSK	23.51	-3.82	17.54	38.45	PASS
Band5	10	20525	25	#Mid	QPSK	23.55	-3.82	17.58	38.45	PASS
Band5	10	20525	25	#Max	QPSK	23.40	-3.82	17.43	38.45	PASS
Band5	10	20525	50	#0	QPSK	23.53	-3.82	17.56	38.45	PASS
Band5	10	20525	1	#0	16QAM	23.17	-3.82	17.20	38.45	PASS
Band5	10	20525	1	#Mid	16QAM	23.02	-3.82	17.05	38.45	PASS
Band5	10	20525	1	#Max	16QAM	22.65	-3.82	16.68	38.45	PASS
Band5	10	20525	25	#0	16QAM	22.44	-3.82	16.47	38.45	PASS
Band5	10	20525	25	#Mid	16QAM	22.51	-3.82	16.54	38.45	PASS
Band5	10	20525	25	#Max	16QAM	22.39	-3.82	16.42	38.45	PASS
Band5	10	20525	50	#0	16QAM	22.53	-3.82	16.56	38.45	PASS
Band5	10	20600	1	#0	QPSK	24.22	-3.82	18.25	38.45	PASS
Band5	10	20600	1	#Mid	QPSK	24.46	-3.82	18.49	38.45	PASS
Band5	10	20600	1	#Max	QPSK	24.56	-3.82	18.59	38.45	PASS
Band5	10	20600	25	#0	QPSK	23.57	-3.82	17.60	38.45	PASS
Band5	10	20600	25	#Mid	QPSK	23.52	-3.82	17.55	38.45	PASS
Band5	10	20600	25	#Max	QPSK	23.70	-3.82	17.73	38.45	PASS
Band5	10	20600	50	#0	QPSK	23.61	-3.82	17.64	38.45	PASS
Band5	10	20600	1	#0	16QAM	23.35	-3.82	17.38	38.45	PASS
Band5	10	20600	1	#Mid	16QAM	23.63	-3.82	17.66	38.45	PASS
Band5	10	20600	1	#Max	16QAM	23.54	-3.82	17.57	38.45	PASS
Band5	10	20600	25	#0	16QAM	22.57	-3.82	16.60	38.45	PASS
Band5	10	20600	25	#Mid	16QAM	22.51	-3.82	16.54	38.45	PASS
Band5	10	20600	25	#Max	16QAM	22.51	-3.82	16.54	38.45	PASS
Band5	10	20600	50	#0	16QAM	22.50	-3.82	16.53	38.45	PASS

Band	Bandwidth (MHz)	UL Channel	RB Size	RB Position	Modulation	Power (dBm)	Gain (dB)	ERP (dBm)	ERP Limit (dBm)	Verdict
Band12	1.4	23017	1	#0	QPSK	24.30	-6.21	15.94	34.77	PASS
Band12	1.4	23017	1	#Mid	QPSK	24.46	-6.21	16.10	34.77	PASS
Band12	1.4	23017	1	#Max	QPSK	24.29	-6.21	15.93	34.77	PASS
Band12	1.4	23017	3	#0	QPSK	24.35	-6.21	15.99	34.77	PASS
Band12	1.4	23017	3	#Mid	QPSK	24.33	-6.21	15.97	34.77	PASS
Band12	1.4	23017	3	#Max	QPSK	24.30	-6.21	15.94	34.77	PASS
Band12	1.4	23017	6	#0	QPSK	23.34	-6.21	14.98	34.77	PASS
Band12	1.4	23017	1	#0	16QAM	23.19	-6.21	14.83	34.77	PASS
Band12	1.4	23017	1	#Mid	16QAM	23.17	-6.21	14.81	34.77	PASS
Band12	1.4	23017	1	#Max	16QAM	23.08	-6.21	14.72	34.77	PASS
Band12	1.4	23017	3	#0	16QAM	23.32	-6.21	14.96	34.77	PASS
Band12	1.4	23017	3	#Mid	16QAM	23.32	-6.21	14.96	34.77	PASS
Band12	1.4	23017	3	#Max	16QAM	23.30	-6.21	14.94	34.77	PASS
Band12	1.4	23017	6	#0	16QAM	22.21	-6.21	13.85	34.77	PASS
Band12	1.4	23095	1	#0	QPSK	24.47	-6.21	16.11	34.77	PASS
Band12	1.4	23095	1	#Mid	QPSK	24.52	-6.21	16.16	34.77	PASS
Band12	1.4	23095	1	#Max	QPSK	24.39	-6.21	16.03	34.77	PASS
Band12	1.4	23095	3	#0	QPSK	24.36	-6.21	16.00	34.77	PASS
Band12	1.4	23095	3	#Mid	QPSK	24.47	-6.21	16.11	34.77	PASS
Band12	1.4	23095	3	#Max	QPSK	24.40	-6.21	16.04	34.77	PASS
Band12	1.4	23095	6	#0	QPSK	23.46	-6.21	15.10	34.77	PASS
Band12	1.4	23095	1	#0	16QAM	23.38	-6.21	15.02	34.77	PASS
Band12	1.4	23095	1	#Mid	16QAM	23.54	-6.21	15.18	34.77	PASS
Band12	1.4	23095	1	#Max	16QAM	23.34	-6.21	14.98	34.77	PASS
Band12	1.4	23095	3	#0	16QAM	23.66	-6.21	15.30	34.77	PASS
Band12	1.4	23095	3	#Mid	16QAM	23.76	-6.21	15.40	34.77	PASS
Band12	1.4	23095	3	#Max	16QAM	23.69	-6.21	15.33	34.77	PASS
Band12	1.4	23095	6	#0	16QAM	22.73	-6.21	14.37	34.77	PASS
Band12	1.4	23173	1	#0	QPSK	24.08	-6.21	15.72	34.77	PASS
Band12	1.4	23173	1	#Mid	QPSK	24.23	-6.21	15.87	34.77	PASS
Band12	1.4	23173	1	#Max	QPSK	24.37	-6.21	16.01	34.77	PASS
Band12	1.4	23173	3	#0	QPSK	24.17	-6.21	15.81	34.77	PASS
Band12	1.4	23173	3	#Mid	QPSK	24.31	-6.21	15.95	34.77	PASS
Band12	1.4	23173	3	#Max	QPSK	24.52	-6.21	16.16	34.77	PASS
Band12	1.4	23173	6	#0	QPSK	23.33	-6.21	14.97	34.77	PASS
Band12	1.4	23173	1	#0	16QAM	23.46	-6.21	15.10	34.77	PASS
Band12	1.4	23173	1	#Mid	16QAM	23.75	-6.21	15.39	34.77	PASS
Band12	1.4	23173	1	#Max	16QAM	23.87	-6.21	15.51	34.77	PASS
Band12	1.4	23173	3	#0	16QAM	23.04	-6.21	14.68	34.77	PASS
Band12	1.4	23173	3	#Mid	16QAM	23.20	-6.21	14.84	34.77	PASS
Band12	1.4	23173	3	#Max	16QAM	23.29	-6.21	14.93	34.77	PASS
Band12	1.4	23173	6	#0	16QAM	22.41	-6.21	14.05	34.77	PASS
Band12	3	23025	1	#0	QPSK	24.28	-6.21	15.92	34.77	PASS
Band12	3	23025	1	#Mid	QPSK	24.21	-6.21	15.85	34.77	PASS
Band12	3	23025	1	#Max	QPSK	24.08	-6.21	15.72	34.77	PASS
Band12	3	23025	8	#0	QPSK	23.26	-6.21	14.90	34.77	PASS
Band12	3	23025	8	#Mid	QPSK	23.30	-6.21	14.94	34.77	PASS
Band12	3	23025	8	#Max	QPSK	23.26	-6.21	14.90	34.77	PASS
Band12	3	23025	15	#0	QPSK	23.24	-6.21	14.88	34.77	PASS
Band12	3	23025	1	#0	16QAM	23.71	-6.21	15.35	34.77	PASS
Band12	3	23025	1	#Mid	16QAM	23.56	-6.21	15.20	34.77	PASS
Band12	3	23025	1	#Max	16QAM	23.53	-6.21	15.17	34.77	PASS
Band12	3	23025	8	#0	16QAM	22.01	-6.21	13.65	34.77	PASS
Band12	3	23025	8	#Mid	16QAM	21.96	-6.21	13.60	34.77	PASS
Band12	3	23025	8	#Max	16QAM	22.00	-6.21	13.64	34.77	PASS
Band12	3	23025	15	#0	16QAM	22.21	-6.21	13.85	34.77	PASS
Band12	3	23095	1	#0	QPSK	24.10	-6.21	15.74	34.77	PASS
Band12	3	23095	1	#Mid	QPSK	24.38	-6.21	16.02	34.77	PASS
Band12	3	23095	1	#Max	QPSK	24.28	-6.21	15.92	34.77	PASS
Band12	3	23095	8	#0	QPSK	23.38	-6.21	15.02	34.77	PASS
Band12	3	23095	8	#Mid	QPSK	23.33	-6.21	14.97	34.77	PASS
Band12	3	23095	8	#Max	QPSK	23.36	-6.21	15.00	34.77	PASS
Band12	3	23095	15	#0	QPSK	23.37	-6.21	15.01	34.77	PASS
Band12	3	23095	1	#0	16QAM	22.91	-6.21	14.55	34.77	PASS
Band12	3	23095	1	#Mid	16QAM	23.23	-6.21	14.87	34.77	PASS

Band12	3	23095	1	#Max	16QAM	22.84	-6.21	14.48	34.77	PASS
Band12	3	23095	8	#0	16QAM	22.11	-6.21	13.75	34.77	PASS
Band12	3	23095	8	#Mid	16QAM	22.15	-6.21	13.79	34.77	PASS
Band12	3	23095	8	#Max	16QAM	22.17	-6.21	13.81	34.77	PASS
Band12	3	23095	15	#0	16QAM	22.26	-6.21	13.90	34.77	PASS
Band12	3	23165	1	#0	QPSK	24.25	-6.21	15.89	34.77	PASS
Band12	3	23165	1	#Mid	QPSK	24.26	-6.21	15.90	34.77	PASS
Band12	3	23165	1	#Max	QPSK	24.48	-6.21	16.12	34.77	PASS
Band12	3	23165	8	#0	QPSK	23.21	-6.21	14.85	34.77	PASS
Band12	3	23165	8	#Mid	QPSK	23.25	-6.21	14.89	34.77	PASS
Band12	3	23165	8	#Max	QPSK	23.40	-6.21	15.04	34.77	PASS
Band12	3	23165	15	#0	QPSK	23.28	-6.21	14.92	34.77	PASS
Band12	3	23165	1	#0	16QAM	23.11	-6.21	14.75	34.77	PASS
Band12	3	23165	1	#Mid	16QAM	23.02	-6.21	14.66	34.77	PASS
Band12	3	23165	1	#Max	16QAM	23.18	-6.21	14.82	34.77	PASS
Band12	3	23165	8	#0	16QAM	22.19	-6.21	13.83	34.77	PASS
Band12	3	23165	8	#Mid	16QAM	22.44	-6.21	14.08	34.77	PASS
Band12	3	23165	8	#Max	16QAM	22.48	-6.21	14.12	34.77	PASS
Band12	3	23165	15	#0	16QAM	22.32	-6.21	13.96	34.77	PASS
Band12	5	23035	1	#0	QPSK	24.09	-6.21	15.73	34.77	PASS
Band12	5	23035	1	#Mid	QPSK	24.23	-6.21	15.87	34.77	PASS
Band12	5	23035	1	#Max	QPSK	24.22	-6.21	15.86	34.77	PASS
Band12	5	23035	12	#0	QPSK	23.04	-6.21	14.68	34.77	PASS
Band12	5	23035	12	#Mid	QPSK	23.07	-6.21	14.71	34.77	PASS
Band12	5	23035	12	#Max	QPSK	23.09	-6.21	14.73	34.77	PASS
Band12	5	23035	25	#0	QPSK	23.06	-6.21	14.70	34.77	PASS
Band12	5	23035	1	#0	16QAM	23.30	-6.21	14.94	34.77	PASS
Band12	5	23035	1	#Mid	16QAM	23.30	-6.21	14.94	34.77	PASS
Band12	5	23035	1	#Max	16QAM	23.27	-6.21	14.91	34.77	PASS
Band12	5	23035	12	#0	16QAM	22.05	-6.21	13.69	34.77	PASS
Band12	5	23035	12	#Mid	16QAM	22.17	-6.21	13.81	34.77	PASS
Band12	5	23035	12	#Max	16QAM	22.19	-6.21	13.83	34.77	PASS
Band12	5	23035	25	#0	16QAM	22.12	-6.21	13.76	34.77	PASS
Band12	5	23095	1	#0	QPSK	24.07	-6.21	15.71	34.77	PASS
Band12	5	23095	1	#Mid	QPSK	24.41	-6.21	16.05	34.77	PASS
Band12	5	23095	1	#Max	QPSK	24.24	-6.21	15.88	34.77	PASS
Band12	5	23095	12	#0	QPSK	23.26	-6.21	14.90	34.77	PASS
Band12	5	23095	12	#Mid	QPSK	23.35	-6.21	14.99	34.77	PASS
Band12	5	23095	12	#Max	QPSK	23.36	-6.21	15.00	34.77	PASS
Band12	5	23095	25	#0	QPSK	23.37	-6.21	15.01	34.77	PASS
Band12	5	23095	1	#0	16QAM	23.07	-6.21	14.71	34.77	PASS
Band12	5	23095	1	#Mid	16QAM	22.98	-6.21	14.62	34.77	PASS
Band12	5	23095	1	#Max	16QAM	23.00	-6.21	14.64	34.77	PASS
Band12	5	23095	12	#0	16QAM	21.90	-6.21	13.54	34.77	PASS
Band12	5	23095	12	#Mid	16QAM	22.25	-6.21	13.89	34.77	PASS
Band12	5	23095	12	#Max	16QAM	22.04	-6.21	13.68	34.77	PASS
Band12	5	23095	25	#0	16QAM	22.23	-6.21	13.87	34.77	PASS
Band12	5	23155	1	#0	QPSK	24.08	-6.21	15.72	34.77	PASS
Band12	5	23155	1	#Mid	QPSK	24.32	-6.21	15.96	34.77	PASS
Band12	5	23155	1	#Max	QPSK	24.18	-6.21	15.82	34.77	PASS
Band12	5	23155	12	#0	QPSK	23.19	-6.21	14.83	34.77	PASS
Band12	5	23155	12	#Mid	QPSK	23.31	-6.21	14.95	34.77	PASS
Band12	5	23155	12	#Max	QPSK	23.32	-6.21	14.96	34.77	PASS
Band12	5	23155	25	#0	QPSK	23.21	-6.21	14.85	34.77	PASS
Band12	5	23155	1	#0	16QAM	23.41	-6.21	15.05	34.77	PASS
Band12	5	23155	1	#Mid	16QAM	23.40	-6.21	15.04	34.77	PASS
Band12	5	23155	1	#Max	16QAM	23.37	-6.21	15.01	34.77	PASS
Band12	5	23155	12	#0	16QAM	22.03	-6.21	13.67	34.77	PASS
Band12	5	23155	12	#Mid	16QAM	22.15	-6.21	13.79	34.77	PASS
Band12	5	23155	12	#Max	16QAM	22.20	-6.21	13.84	34.77	PASS
Band12	5	23155	25	#0	16QAM	22.20	-6.21	13.84	34.77	PASS
Band12	10	23060	1	#0	QPSK	23.95	-6.21	15.59	34.77	PASS
Band12	10	23060	1	#Mid	QPSK	24.15	-6.21	15.79	34.77	PASS
Band12	10	23060	1	#Max	QPSK	24.20	-6.21	15.84	34.77	PASS
Band12	10	23060	25	#0	QPSK	22.97	-6.21	14.61	34.77	PASS
Band12	10	23060	25	#Mid	QPSK	23.25	-6.21	14.89	34.77	PASS
Band12	10	23060	25	#Max	QPSK	23.42	-6.21	15.06	34.77	PASS
Band12	10	23060	50	#0	QPSK	23.24	-6.21	14.88	34.77	PASS

Band12	10	23060	1	#0	16QAM	23.46	-6.21	15.10	34.77	PASS
Band12	10	23060	1	#Mid	16QAM	23.67	-6.21	15.31	34.77	PASS
Band12	10	23060	1	#Max	16QAM	24.18	-6.21	15.82	34.77	PASS
Band12	10	23060	25	#0	16QAM	22.08	-6.21	13.72	34.77	PASS
Band12	10	23060	25	#Mid	16QAM	22.26	-6.21	13.90	34.77	PASS
Band12	10	23060	25	#Max	16QAM	22.34	-6.21	13.98	34.77	PASS
Band12	10	23060	50	#0	16QAM	22.15	-6.21	13.79	34.77	PASS
Band12	10	23095	1	#0	QPSK	23.99	-6.21	15.63	34.77	PASS
Band12	10	23095	1	#Mid	QPSK	24.38	-6.21	16.02	34.77	PASS
Band12	10	23095	1	#Max	QPSK	24.12	-6.21	15.76	34.77	PASS
Band12	10	23095	25	#0	QPSK	23.19	-6.21	14.83	34.77	PASS
Band12	10	23095	25	#Mid	QPSK	23.38	-6.21	15.02	34.77	PASS
Band12	10	23095	25	#Max	QPSK	23.30	-6.21	14.94	34.77	PASS
Band12	10	23095	50	#0	QPSK	23.24	-6.21	14.88	34.77	PASS
Band12	10	23095	1	#0	16QAM	22.80	-6.21	14.44	34.77	PASS
Band12	10	23095	1	#Mid	16QAM	22.86	-6.21	14.50	34.77	PASS
Band12	10	23095	1	#Max	16QAM	22.99	-6.21	14.63	34.77	PASS
Band12	10	23095	25	#0	16QAM	22.28	-6.21	13.92	34.77	PASS
Band12	10	23095	25	#Mid	16QAM	22.48	-6.21	14.12	34.77	PASS
Band12	10	23095	25	#Max	16QAM	22.40	-6.21	14.04	34.77	PASS
Band12	10	23095	50	#0	16QAM	22.27	-6.21	13.91	34.77	PASS
Band12	10	23130	1	#0	QPSK	24.21	-6.21	15.85	34.77	PASS
Band12	10	23130	1	#Mid	QPSK	24.40	-6.21	16.04	34.77	PASS
Band12	10	23130	1	#Max	QPSK	24.68	-6.21	16.32	34.77	PASS
Band12	10	23130	25	#0	QPSK	23.40	-6.21	15.04	34.77	PASS
Band12	10	23130	25	#Mid	QPSK	23.29	-6.21	14.93	34.77	PASS
Band12	10	23130	25	#Max	QPSK	23.30	-6.21	14.94	34.77	PASS
Band12	10	23130	50	#0	QPSK	23.44	-6.21	15.08	34.77	PASS
Band12	10	23130	1	#0	16QAM	23.15	-6.21	14.79	34.77	PASS
Band12	10	23130	1	#Mid	16QAM	23.22	-6.21	14.86	34.77	PASS
Band12	10	23130	1	#Max	16QAM	23.01	-6.21	14.65	34.77	PASS
Band12	10	23130	25	#0	16QAM	22.26	-6.21	13.90	34.77	PASS
Band12	10	23130	25	#Mid	16QAM	22.27	-6.21	13.91	34.77	PASS
Band12	10	23130	25	#Max	16QAM	22.24	-6.21	13.88	34.77	PASS
Band12	10	23130	50	#0	16QAM	22.23	-6.21	13.87	34.77	PASS