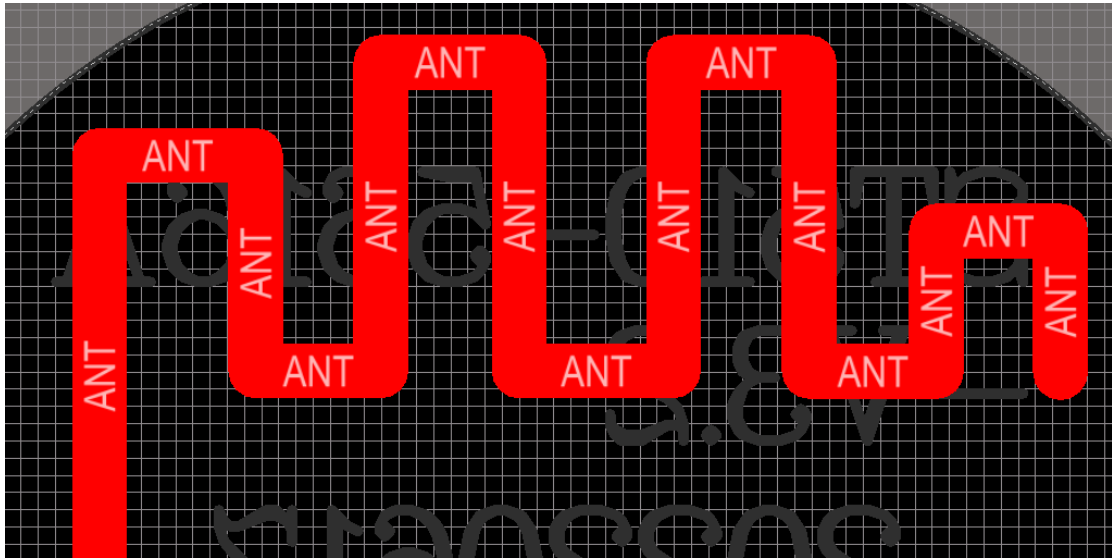


— RF PCB

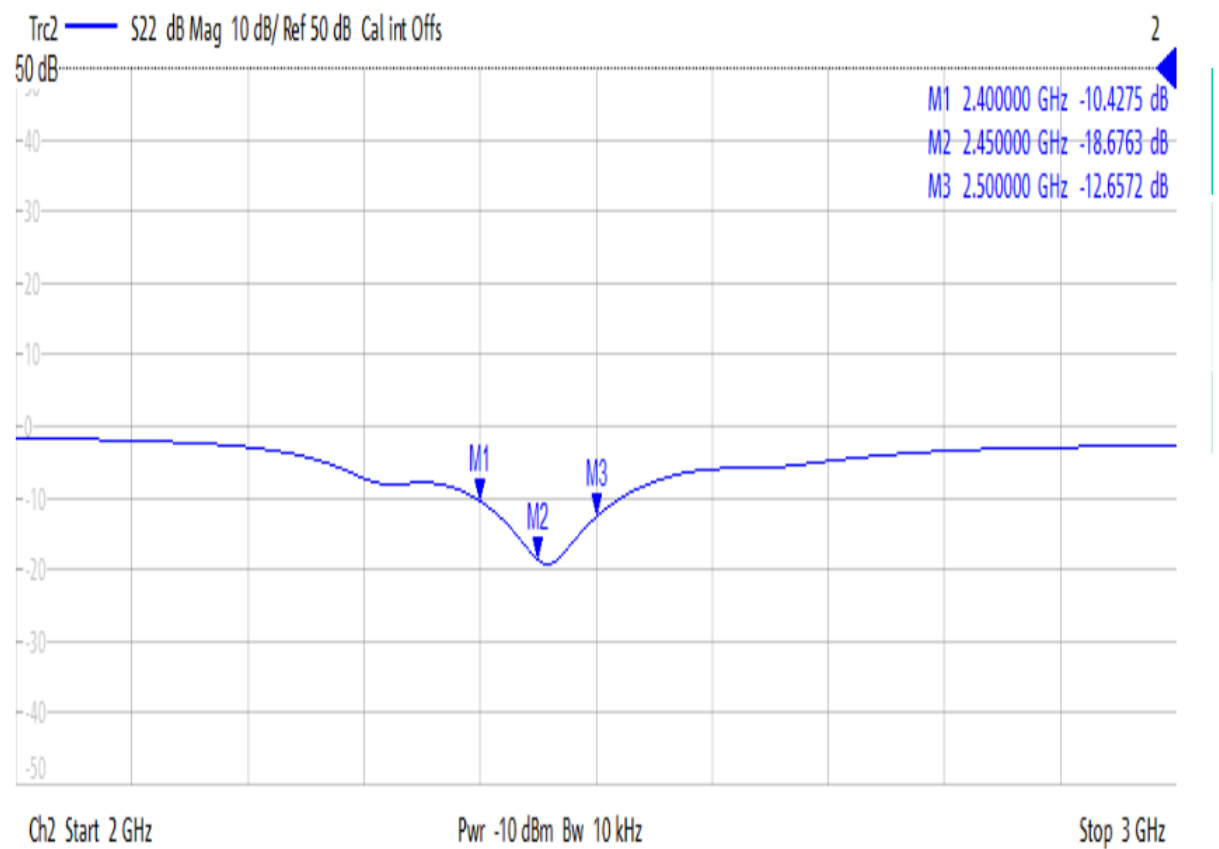


COMPANY	深圳斯特普科技有限公司 Shenzhen Stepu
DESCRIPTION	Technology Co., LTD PCB antenna
OUR MODEL NO	ST005

Shenzhen Baoan District Xixiang Street Nanchang  
Community Huafeng Century Technology A3 plant 401

Central Frequency	2450	MHz
Bandwidth	120 (Min.)	MHz
Peak Gain	-1.2	dBi
Impedance	50	Ohm
Operating Temperature	-40~+85	°C

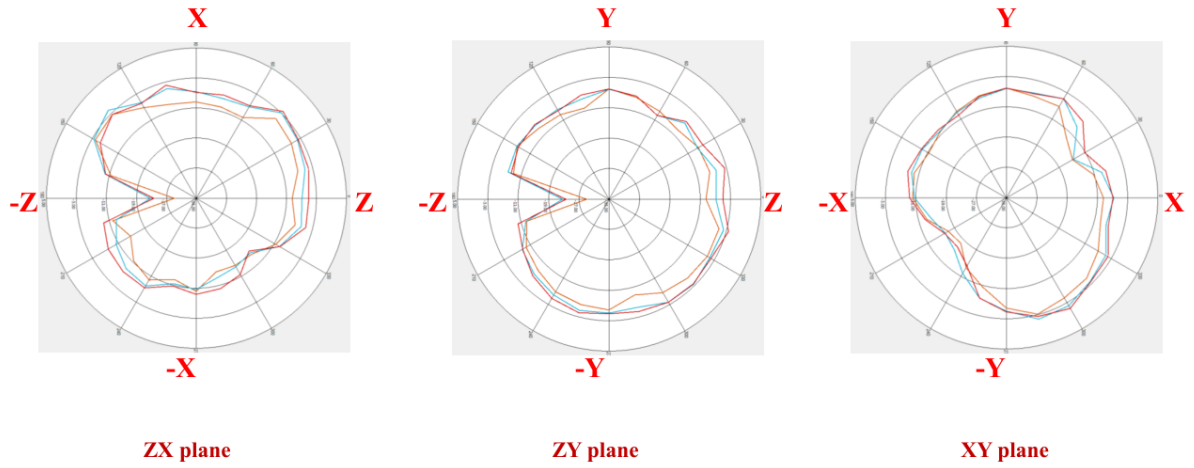
## 二 .Return Loss



### 三. 2D Radiation Patterns



國立品質管理  
NATIONAL QUALITY ASSOCIATION



	XZ-Plane		YZ-Plane		XY-Plane	
Frequency [MHz]	Max. Value (dB)	Ave. Value (dB)	Max. Value (dB)	Ave. Value (dB)	Max. Value (dB)	Ave. Value (dB)
2400 MHz	-3.3	-9.21	-5.95	-9.87	-3.11	-9.52
2450 MHz	-1.79	-6.72	-5.68	-8.42	-1.77	-8.19
2500 MHz	-2.17	-6.63	-3.32	-8.02	-1.2	-7.83