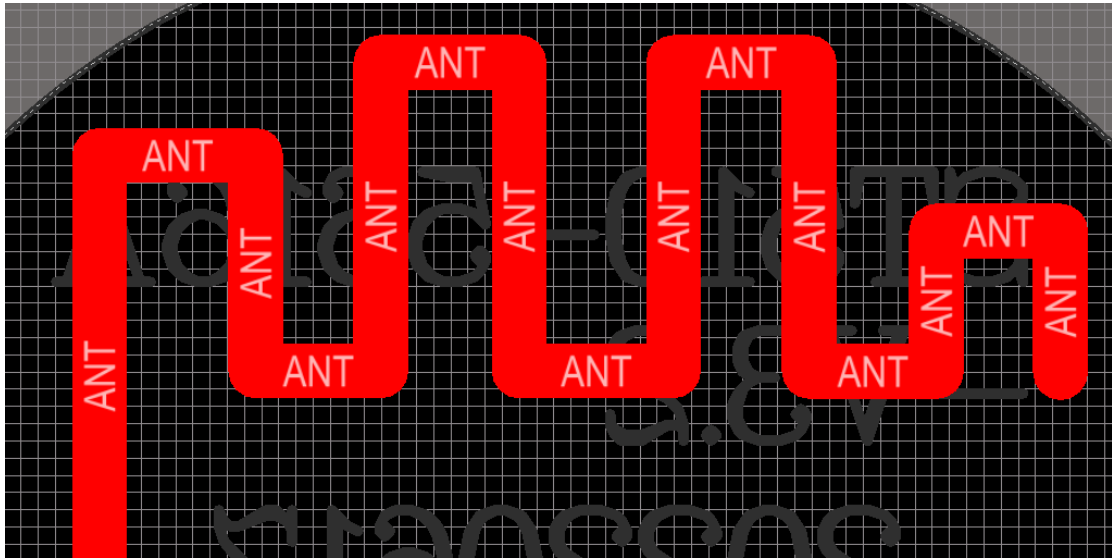


— RF PCB

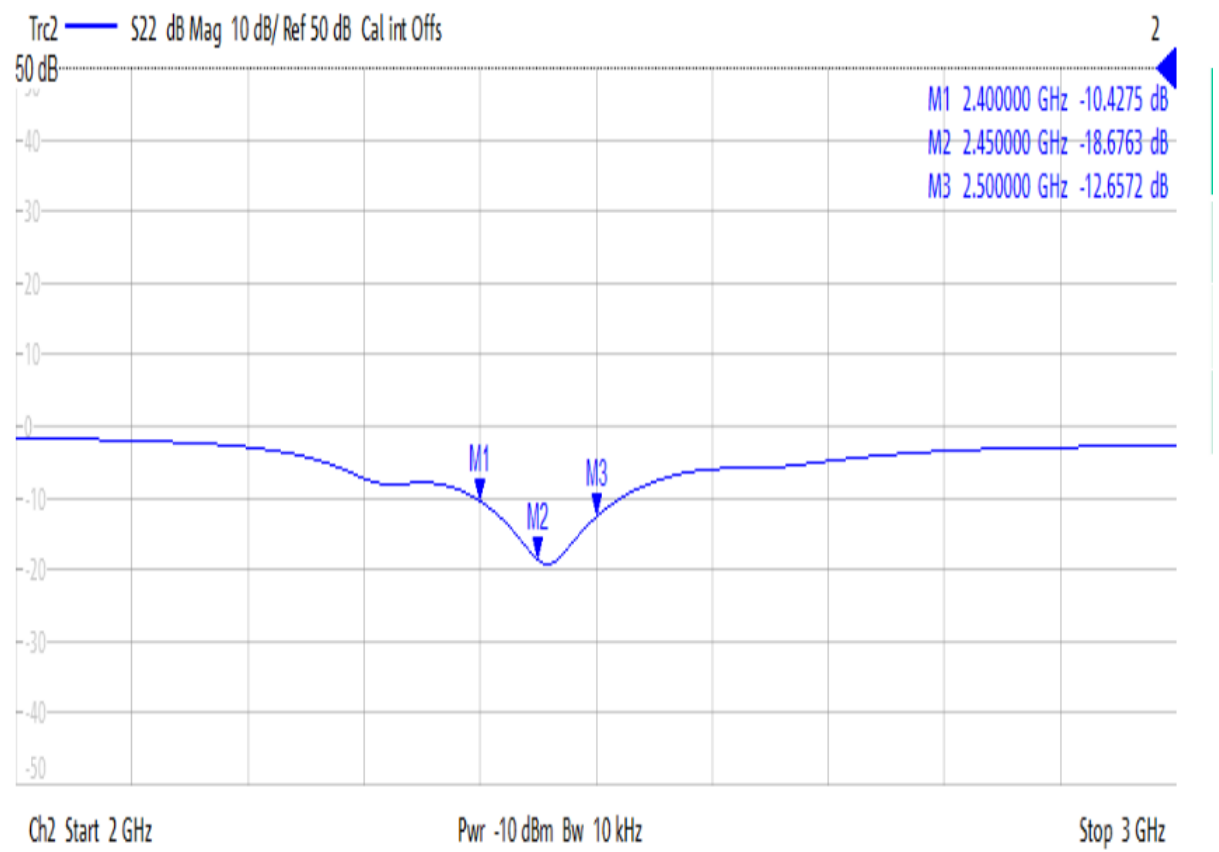


COMPANY	Shenzhen Stepu Technology Co., LTD
DESCRIPTION	PCB
OUR MODEL NO	ST005

Central Frequency	2450	MHz
Bandwidth	120 (Min.)	MHz
Peak Gain	-1.2	dBi
Impedance	50	Ohm
Operating Temperature	-40~+85	°C

Shenzhen Baoan District Xixiang Street Nanchang Community Huafeng Century Technology
A3 plant 401

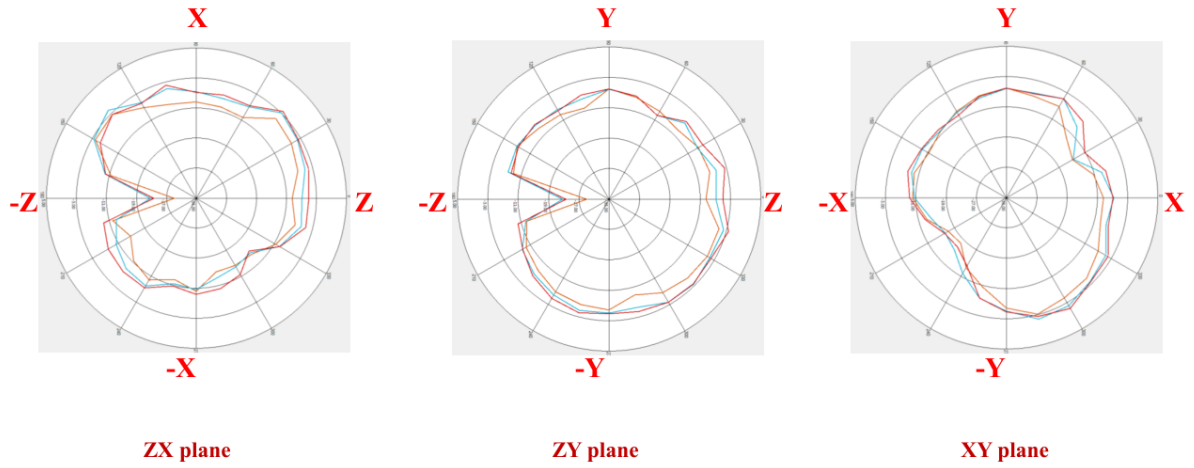
二 .Return Loss



三. 2D Radiation Patterns

— 2400MHz
— 2450MHz
— 2500MHz

國立品質管理
NATIONAL QUALITY ASSOCIATION



	XZ-Plane		YZ-Plane		XY-Plane	
Frequency [MHz]	Max. Value (dB)	Ave. Value (dB)	Max. Value (dB)	Ave. Value (dB)	Max. Value (dB)	Ave. Value (dB)
2400 MHz	-3.3	-9.21	-5.95	-9.87	-3.11	-9.52
2450 MHz	-1.79	-6.72	-5.68	-8.42	-1.77	-8.19
2500 MHz	-2.17	-6.63	-3.32	-8.02	-1.2	-7.83