



7 Restrict Band

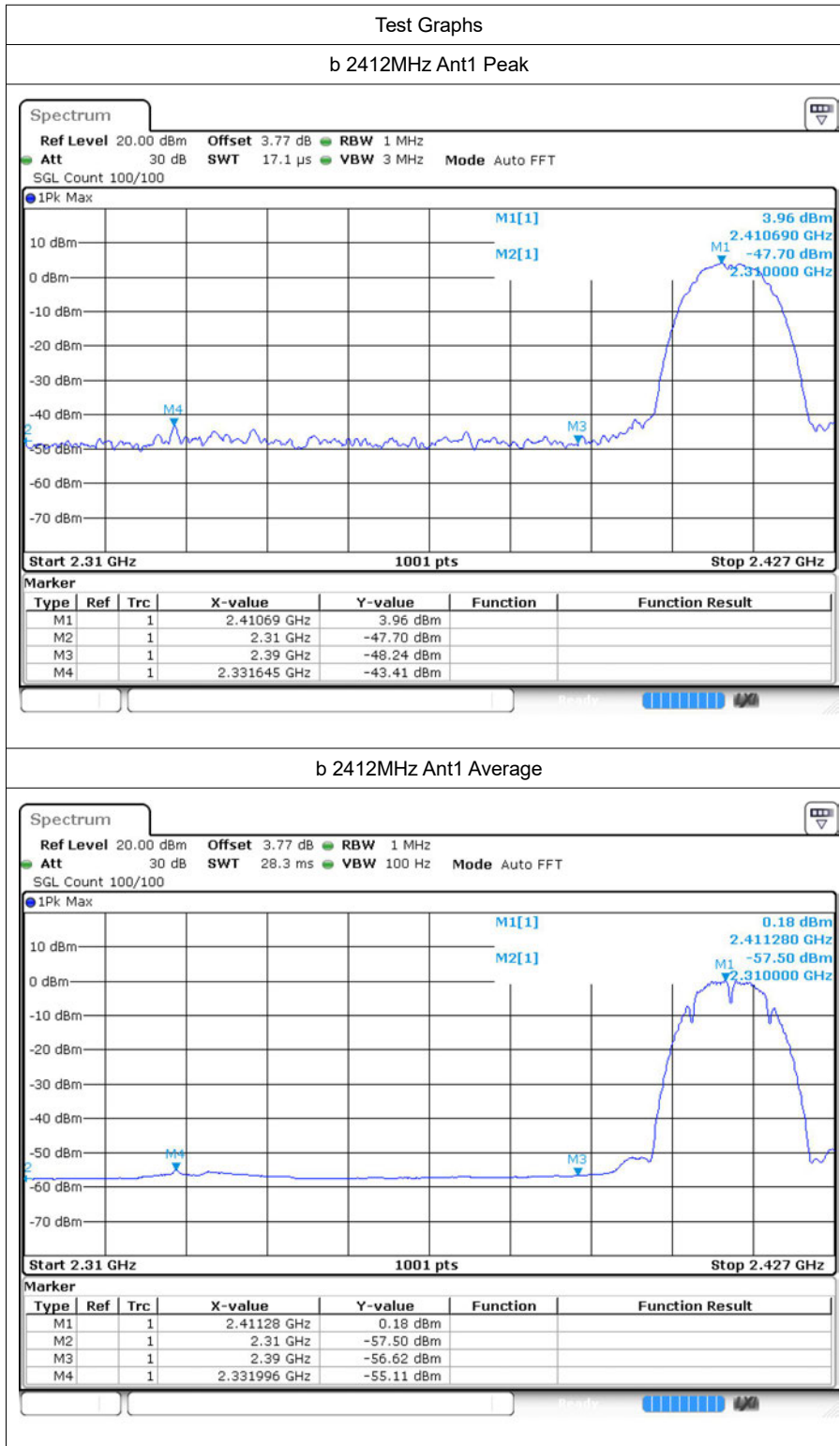
7.1 Test Result

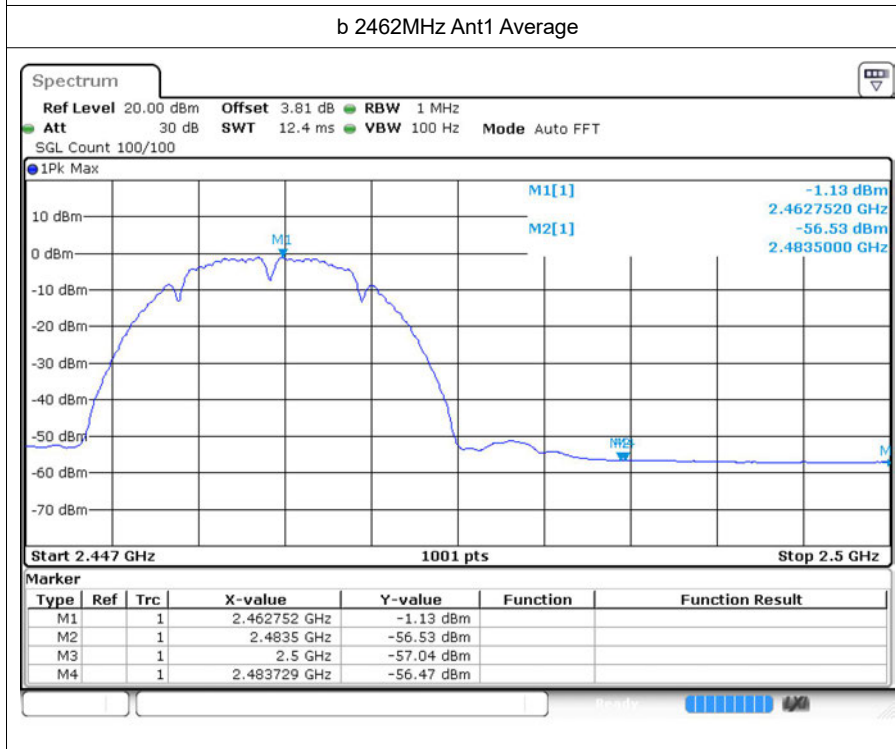
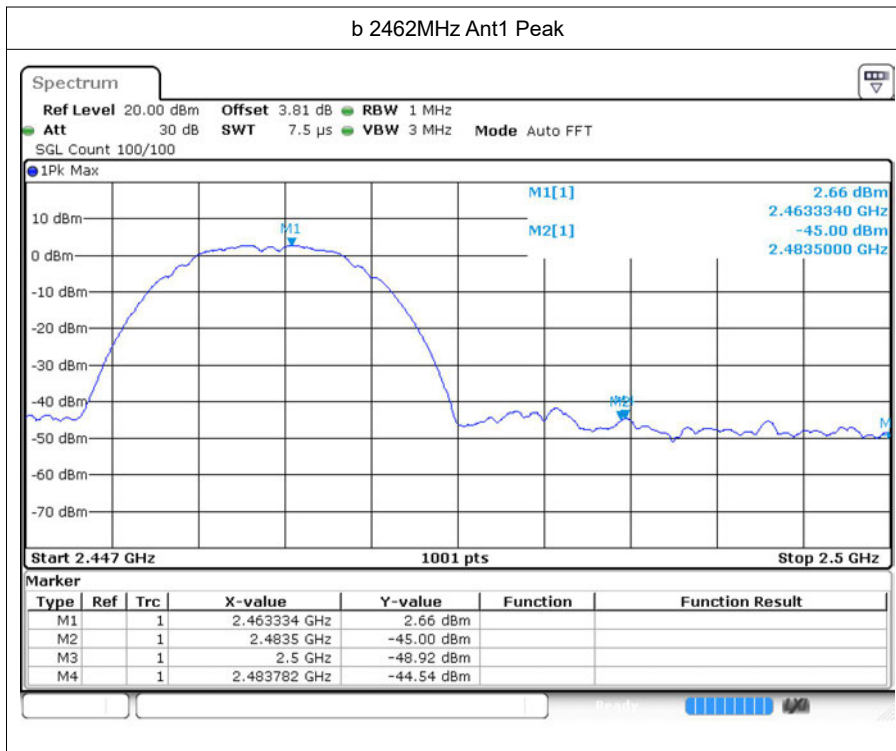
Mode	Frequency (MHz)	Antenna	Spur Freq (MHz)	Power (dBm)	Gain (dBi)	E (dBuV/m)	Detector	Limit (dBuV/m)	Verdict
b	2412	Ant1	2310	-47.7	2	49.56	Peak	74	Pass
b	2412	Ant1	2310	-57.49	2	39.77	Average	54	Pass
b	2412	Ant1	2331.645	-43.4	2	53.86	Peak	74	Pass
b	2412	Ant1	2331.996	-55.1	2	42.16	Average	54	Pass
b	2412	Ant1	2390	-48.23	2	49.03	Peak	74	Pass
b	2412	Ant1	2390	-56.62	2	40.64	Average	54	Pass
b	2462	Ant1	2483.5	-45	2	52.26	Peak	74	52.26
b	2462	Ant1	2483.5	-56.52	2	40.74	Average	54	Pass
b	2462	Ant1	2483.782	-44.54	2	52.72	Peak	74	Pass
b	2462	Ant1	2483.729	-56.46	2	40.8	Average	54	Pass
b	2462	Ant1	2500	-48.92	2	48.34	Peak	74	Pass
b	2462	Ant1	2500	-57.03	2	40.23	Average	54	Pass
g	2412	Ant1	2310	-49.06	2	48.2	Peak	74	Pass
g	2412	Ant1	2310	-57.45	2	39.81	Average	54	Pass
g	2412	Ant1	2338.548	-45.3	2	51.96	Peak	74	Pass
g	2412	Ant1	2337.027	-55.42	2	41.84	Average	54	Pass
g	2412	Ant1	2390	-48.14	2	49.03	Peak	74	Pass
g	2412	Ant1	2390	-57.05	2	40.21	Average	54	Pass
g	2462	Ant1	2483.5	-48.49	2	48.77	Peak	74	Pass
g	2462	Ant1	2483.5	-56.61	2	40.65	Average	54	Pass
g	2462	Ant1	2483.782	-47.06	2	50.2	Peak	74	Pass
g	2462	Ant1	2483.888	-56.53	2	40.73	Average	54	Pass
g	2462	Ant1	2500	-49.8	2	48.34	Peak	74	Pass
g	2462	Ant1	2500	-57.17	2	40.09	Average	54	Pass
n20	2412	Ant1	2310	-48.61	2	48.65	Peak	74	Pass
n20	2412	Ant1	2310	-57.34	2	39.92	Average	54	Pass
n20	2412	Ant1	2365.692	-45.71	2	51.55	Peak	74	Pass
n20	2412	Ant1	2338.197	-55.39	2	41.87	Average	54	Pass
n20	2412	Ant1	2390	-47.97	2	49.29	Peak	74	Pass
n20	2412	Ant1	2390	-56.56	2	40.7	Average	54	Pass
n20	2462	Ant1	2483.5	-49.15	2	48.11	Peak	74	Pass
n20	2462	Ant1	2483.5	-56.25	2	41.01	Average	54	Pass
n20	2462	Ant1	2486.22	-45.75	2	51.51	Peak	74	Pass
n20	2462	Ant1	2483.517	-56.25	2	41.01	Average	54	Pass

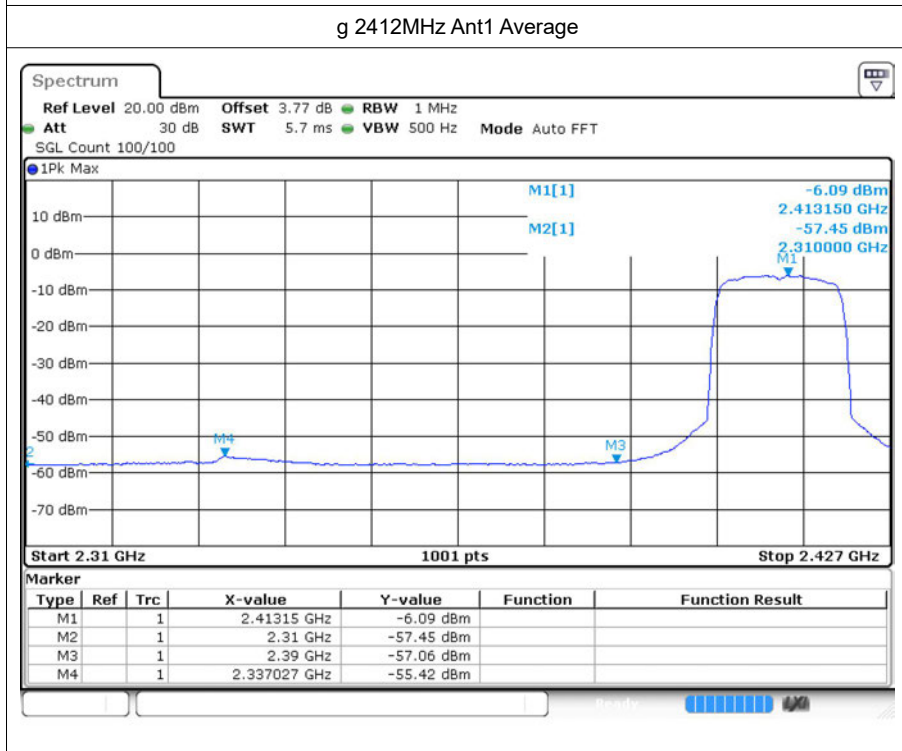
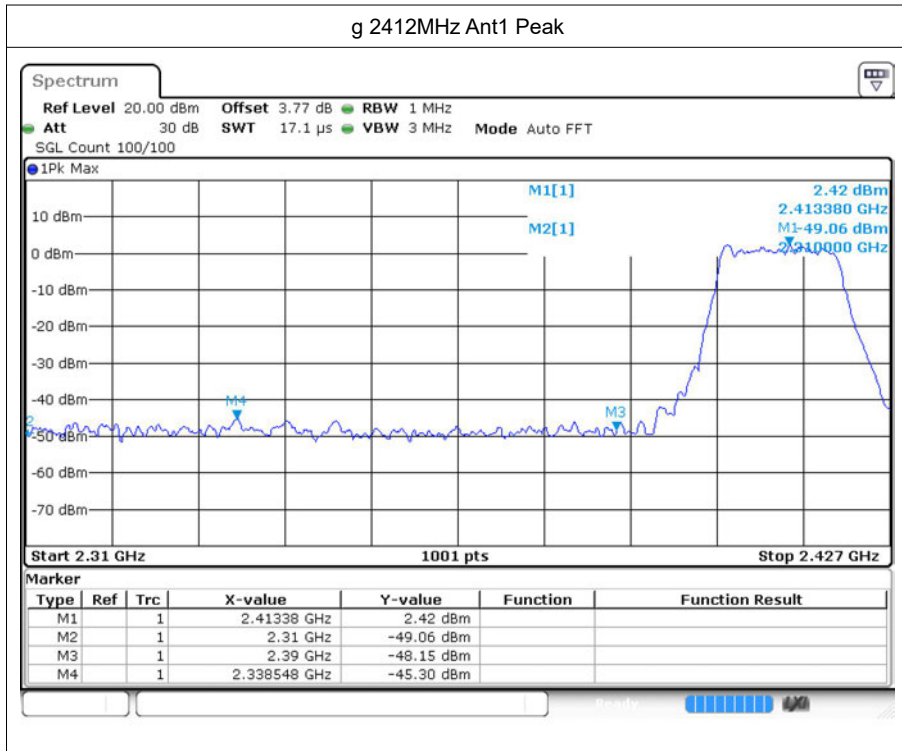


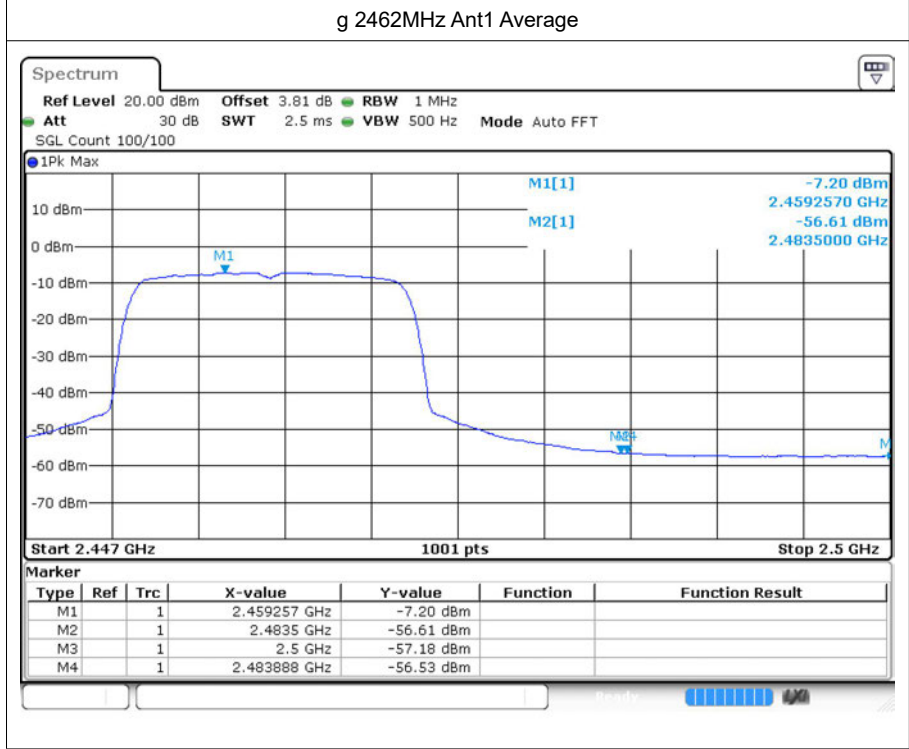
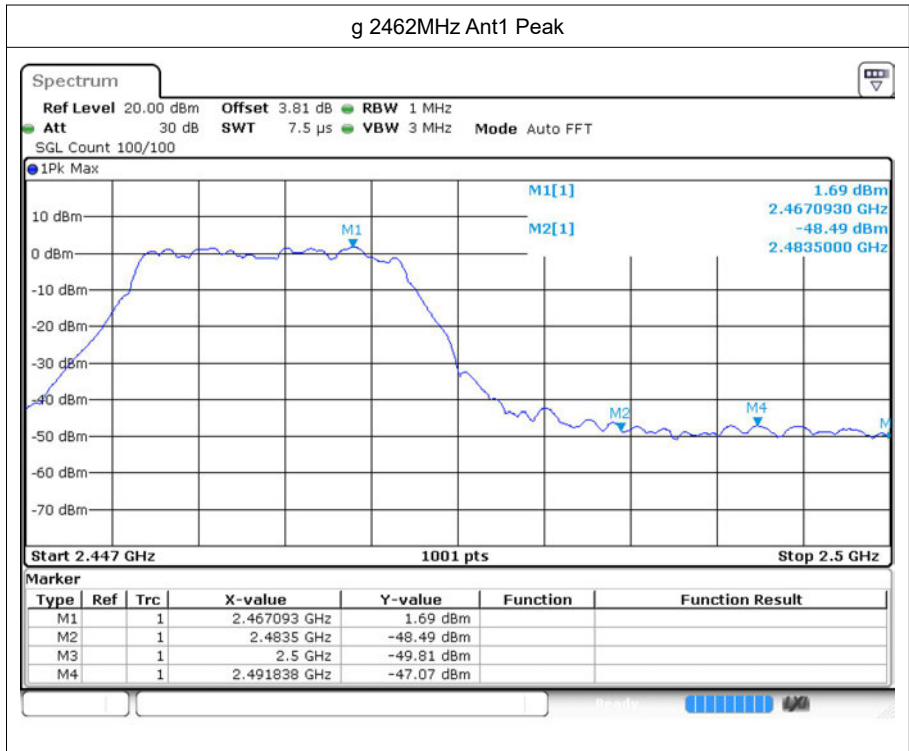
n20	2462	Ant1	2500	-48.69	2	48.57	Peak	74	Pass
n20	2462	Ant1	2500	-57.08	2	40.18	Average	54	Pass
n40	2422	Ant1	2310	-49.36	2	47.9	Peak	74	Pass
n40	2422	Ant1	2310	-57	2	40.26	Average	54	Pass
n40	2422	Ant1	2341.524	-45.18	2	52.08	Peak	74	Pass
n40	2422	Ant1	2342.092	-54.95	2	42.31	Average	54	Pass
n40	2422	Ant1	2390	-46.15	2	51.11	Peak	74	Pass
n40	2422	Ant1	2390	-56.42	2	40.84	Average	54	Pass
n40	2452	Ant1	2483.5	-47.98	2	49.28	Peak	74	Pass
n40	2452	Ant1	2483.5	-55.96	2	41.3	Average	54	Pass
n40	2452	Ant1	2488.612	-46.32	2	50.94	Peak	74	Pass
n40	2452	Ant1	2483.776	-55.73	2	41.53	Average	54	Pass
n40	2452	Ant1	2500	-48.97	2	48.29	Peak	74	Pass
n40	2452	Ant1	2500	-56.79	2	40.47	Average	54	Pass

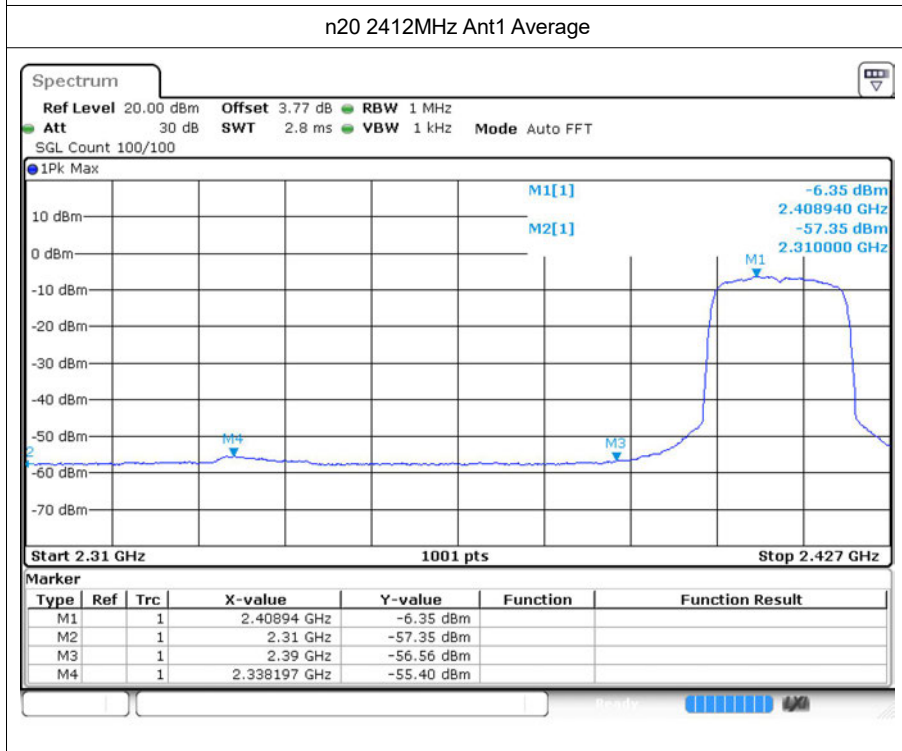
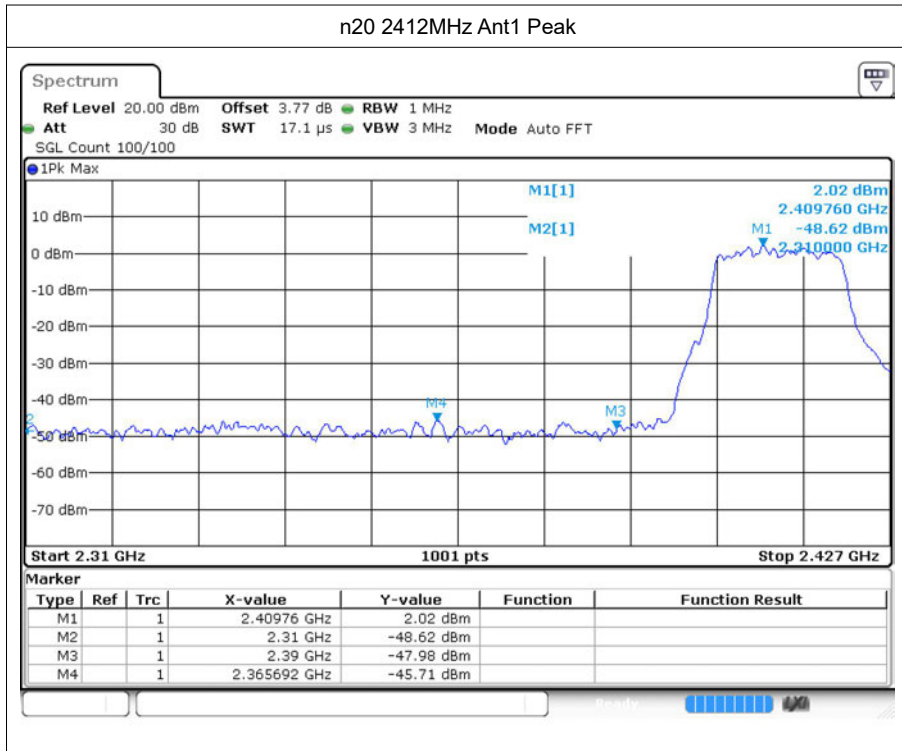
7.2 Test Graphs

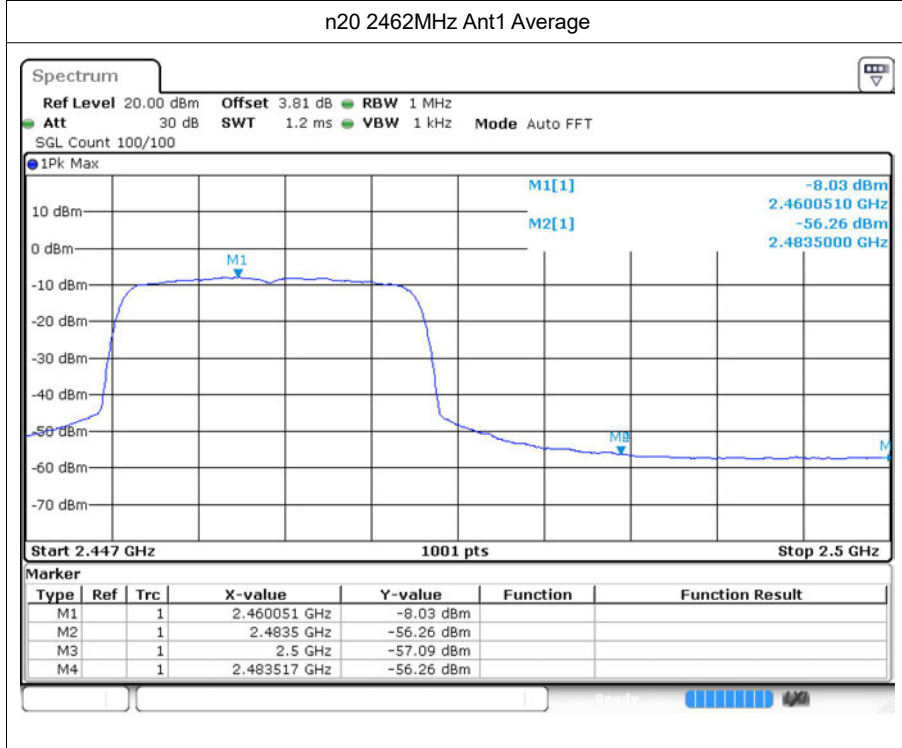
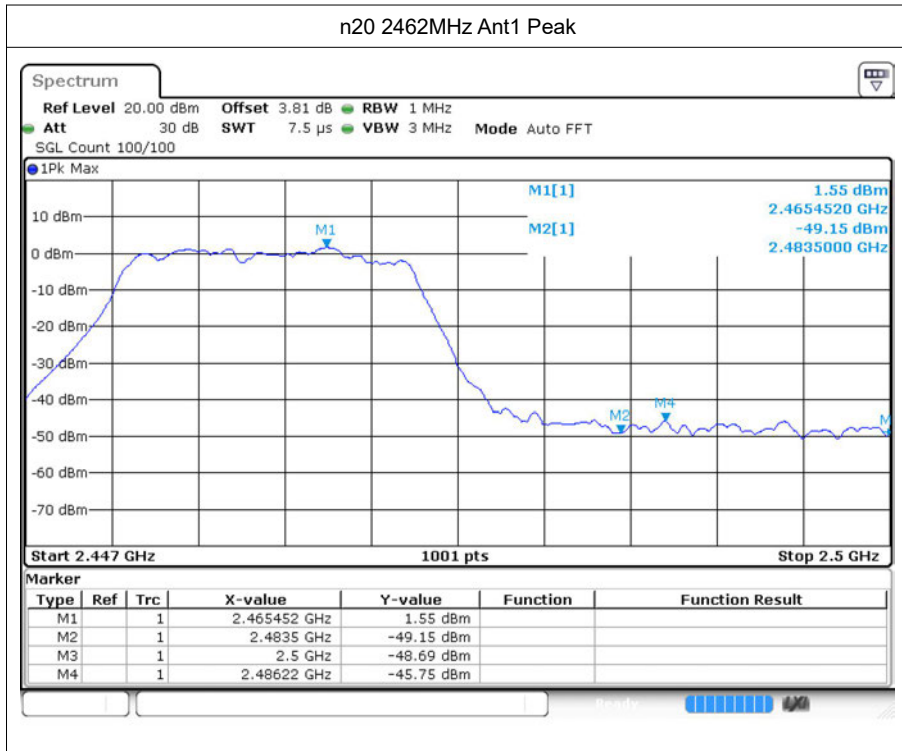


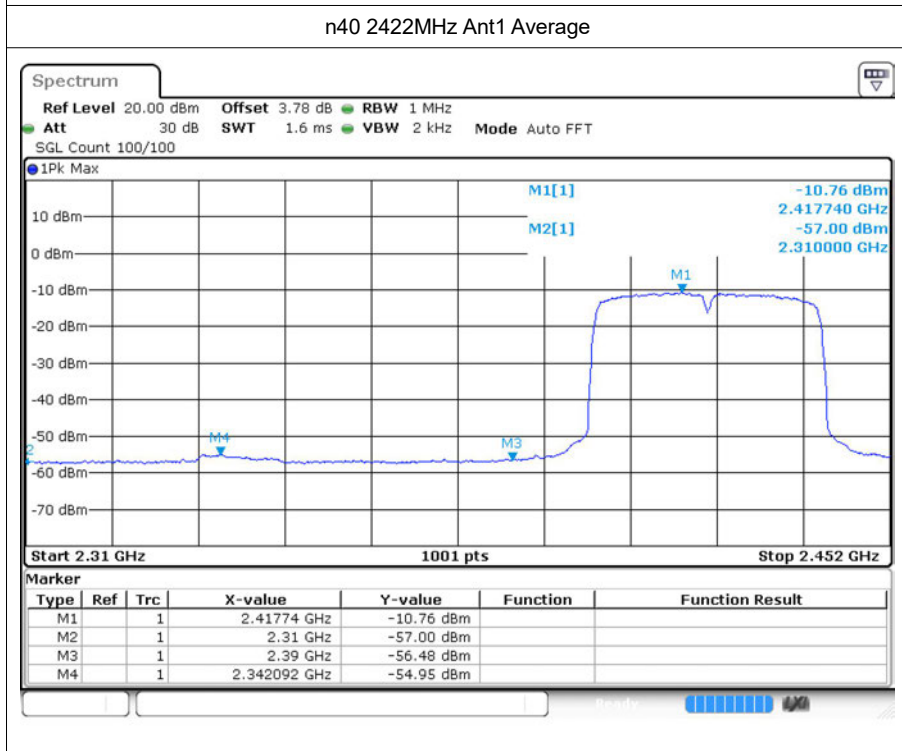
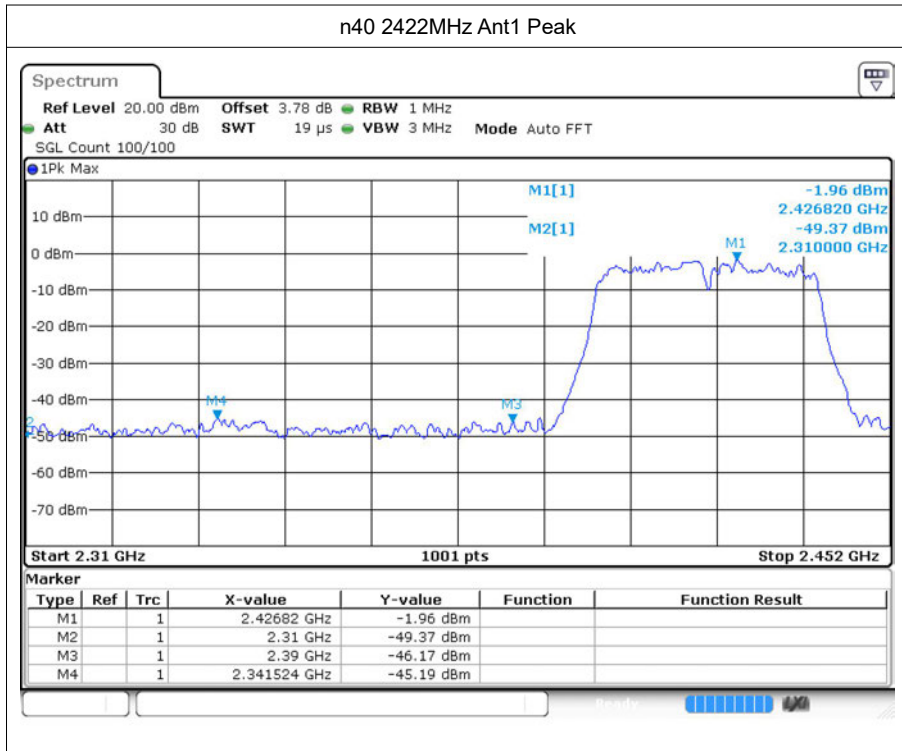


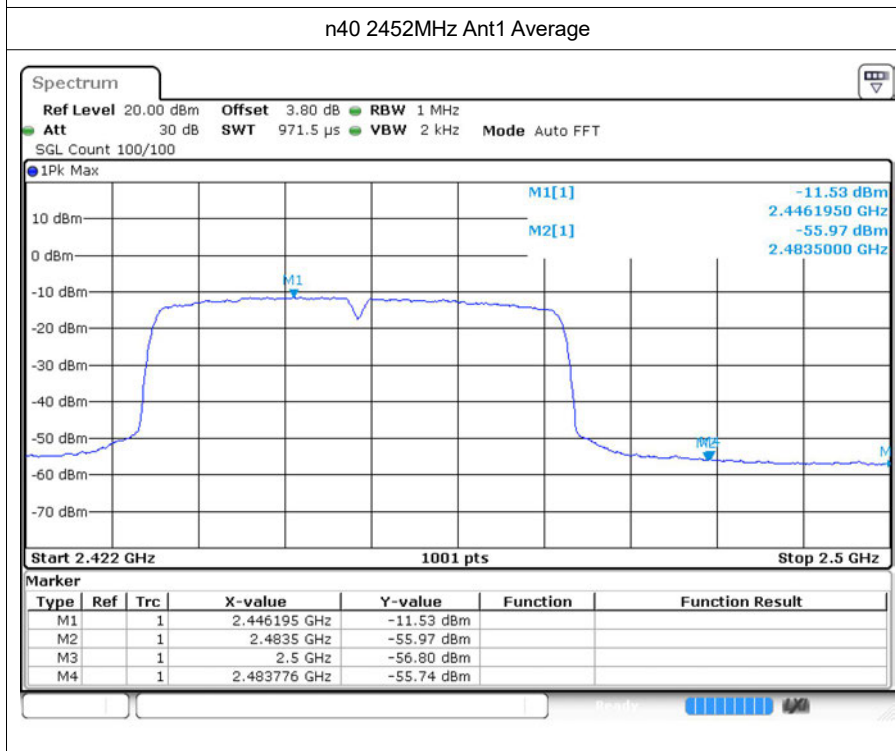
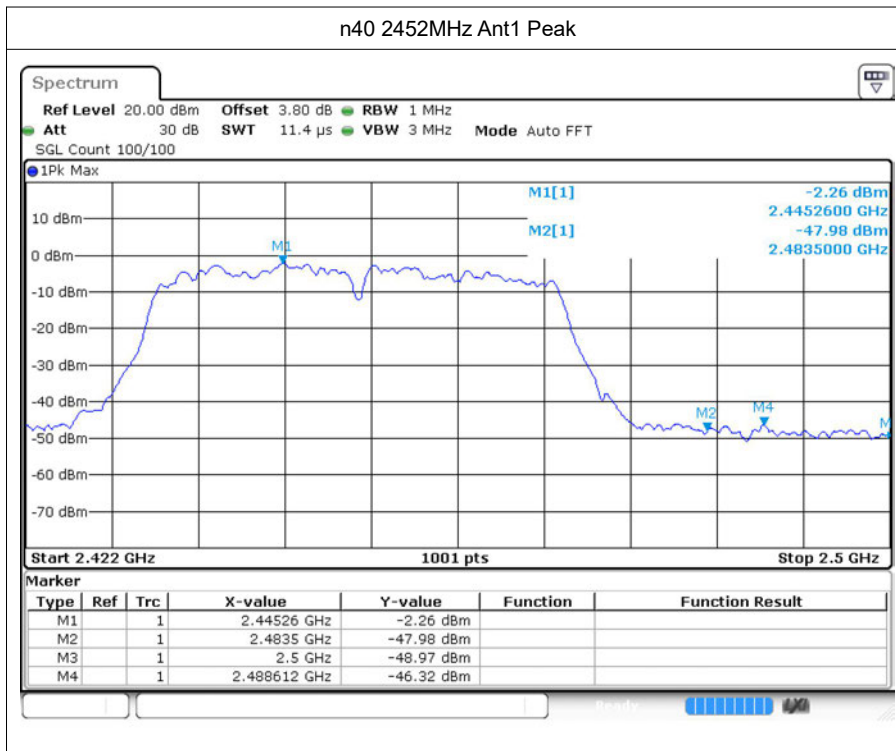












---The End---