

Antenna Sample Datasheet

customer:	Dongguan hunting sound electronic technology Co., LTD
entry name:	SU08
Material category:	BT antenna
Antenna Type	PIFA
Antenna Material	FPC
Date:	2024. 7. 23

Contents

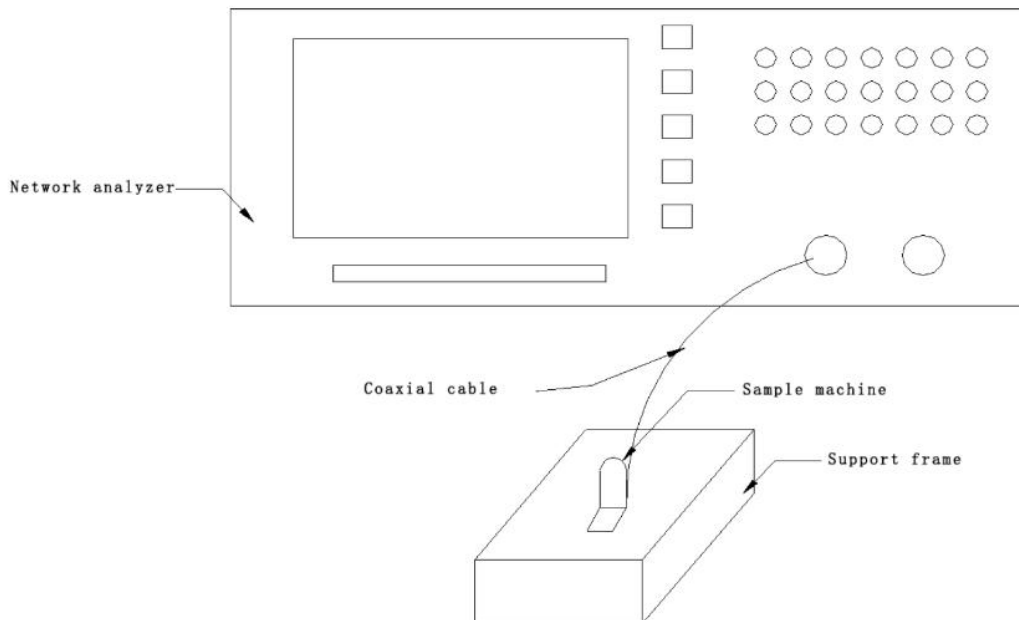
1: Antenna test equipment.....	1
2: Passive test report.....	3
3: Matching circuit.....	5
4: Structural drawing.....	6
5: Antenna diagram.....	7

1: Antenna test equipment

List of meters: Agilent 5071B;




1.1 The principle diagram of the ETS anechoic chamber



Picture1. Antenna static test connection method

1.2 Pictures of the ETS anechoic chamber



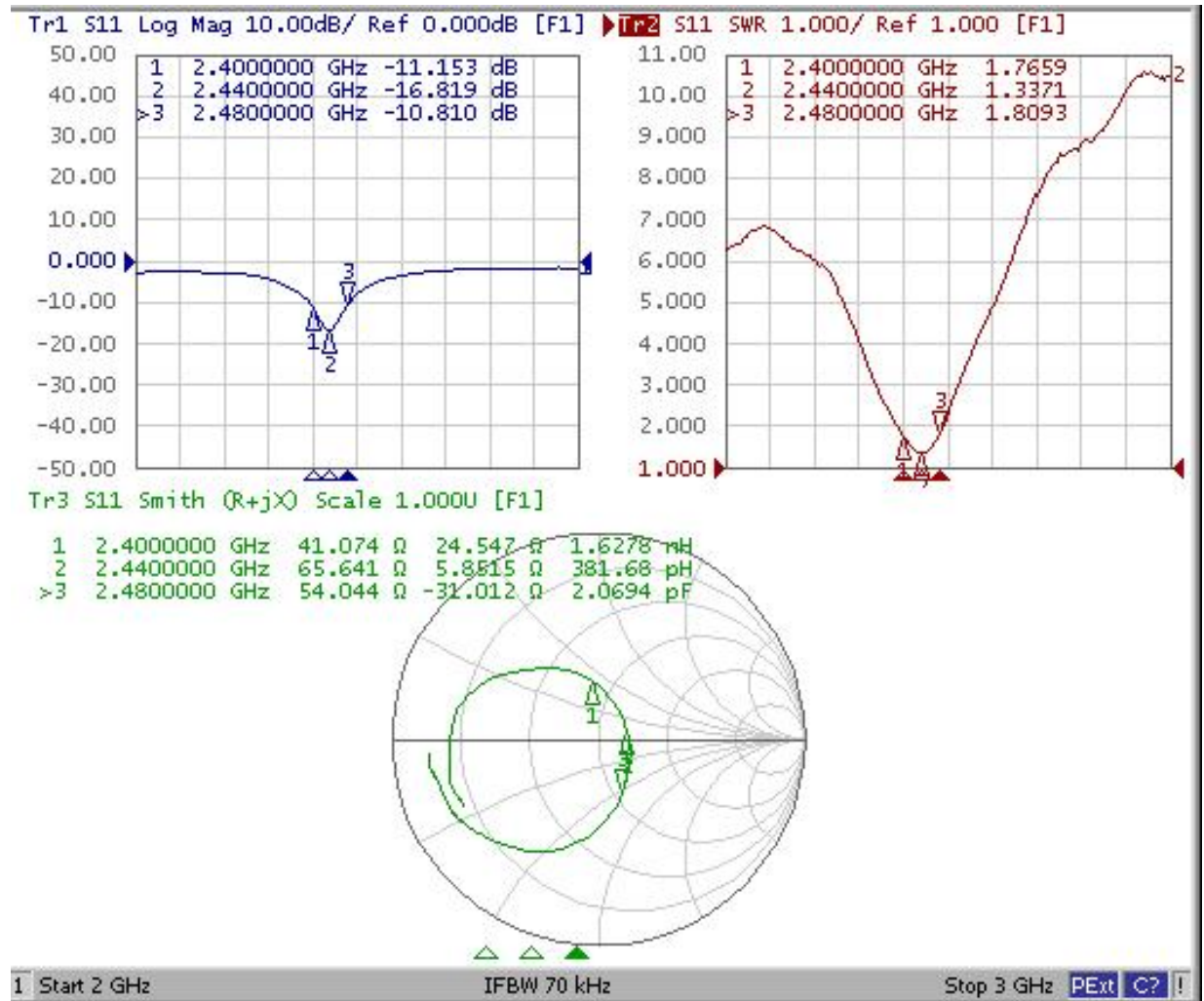
Inside the ETS anechoic chamber



Test Machine

2: Passive test report

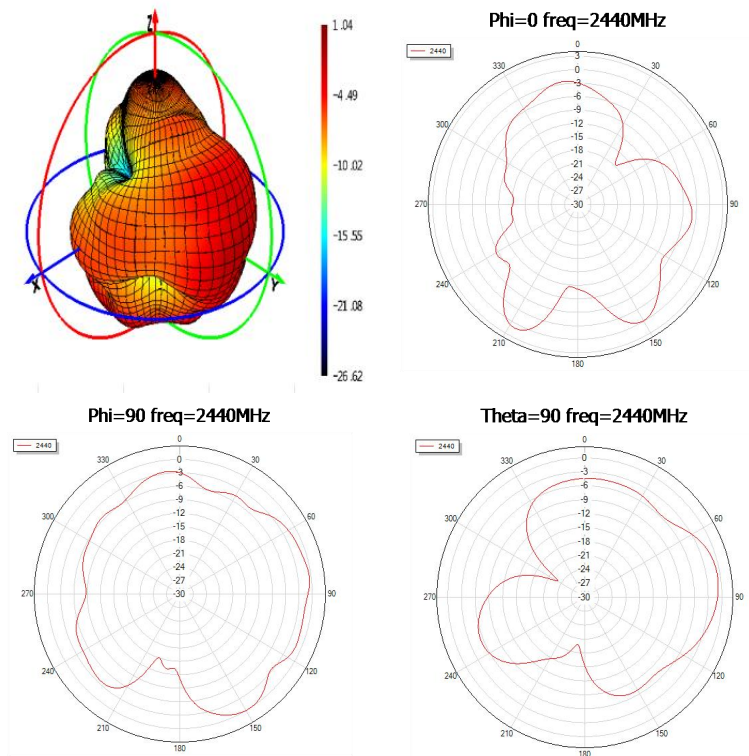
2.1: BT antenna S11 parameters



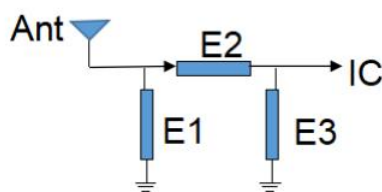
2.2: Passive efficiency of antenna

Freq(MHz)	Gain(dBi)	Efficiency(%)
2400	0.08	22.07
2410	0.16	23.69
2420	0.28	25.17
2430	0.55	25.78
2440	1.04	26.11
2450	1.18	25.78
2460	0.88	24.44
2470	0.72	24.59
2480	0.28	23.58
Mean value	0.57	24.58


2.3: Passive pattern of BT antenna




3: Matching circuit



Element	Value
E1	1.0PF
E2	0Ω
E3	N/C



4: Structural drawing



5: Antenna diagram

