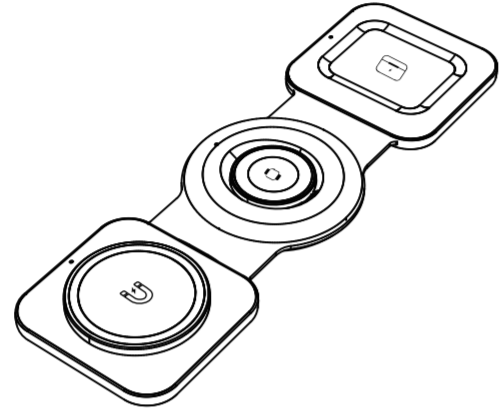


75mm

300mm

120mm

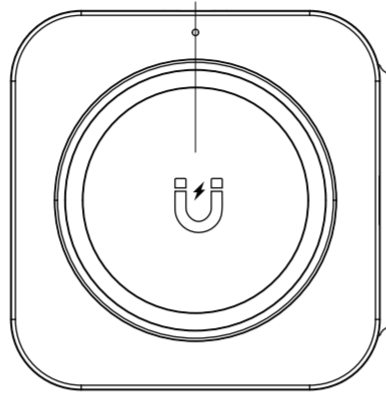
### 3-in-1 Wireless Charger



**USER MANUAL**

Please read the user manual carefully before using the product.

Cell phone charging location

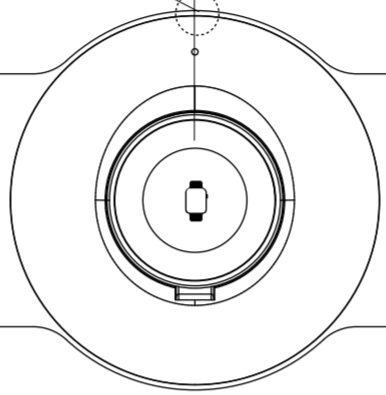


① For iPhone

iPhone 15, iPhone 15 Plus, iPhone 15 Pro, iPhone 15 Pro Max, iPhone 14, iPhone 14 Plus, iPhone 14 Pro, iPhone 14 Pro Max, iPhone 13, iPhone 13 Pro, iPhone 13 Pro Max, iPhone 13 mini, iPhone 12, iPhone 12 Pro, iPhone 12 Pro Max, iPhone 12 mini

Watch charging location

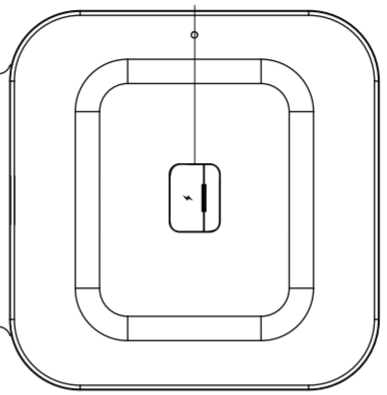
Charging Port



② For iWatch

Apple Watch Hermès/Nike/Ultra 2/Ultra/9/8/7/6/5/4/3/2/SE

Headset charging location



③ For AirPods

AirPods Pro (2nd generation), AirPods Pro, AirPods Pro with MagSafe, AirPods (3rd generation), AirPods 2 (Must place on the right place)

#### Product parameters

Product PN: W375  
Input: 5V/3A 9V/2A  
Output Phone: 15W/10W/7.5W/5W  
AirPods: 5W Watch: 2.5W

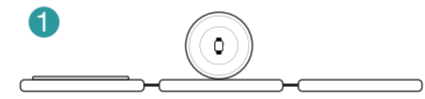
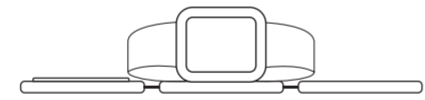

#### Indicator Lights

- When wireless charger is connected to power source first time, all indicators will light on for 3s. Then the indicator will light off.
- Blue lights on when put the device on, then they light off after 5s, means the device is charging normally.
- When the blue light KEEP flashing, indicating abnormal charging: The device wasn't placed on the right charging place or there are some foreign objects on the surface of the cellphone charging pad. (Except for the watch indicator)

#### Package Contents

1X Wireless Charger  
1X 18W Adapter  
1X User Manual  
1X USB-A to USB-C Charging Cable (1M)

#### How to use

- 
- 
- 

#### Reminder

- Make sure your devices support wireless charging before using.
- It is recommended to use the original charging cable and adapter.
- Please remove the cellphone/earbuds case before charging.
- Don't use or place the product at high temperature or expose direct to the sun.
- Don't immerse the product in water or near ignition sources.
- When the function temperature exceeds 104 °F, the charging will be interrupted to avoid damage to the cellphone/watch/earbuds battery.

#### About the FCC

This equipment complies with FCC radiation exposure limits set forth for an uncontrolled environment. This equipment should be installed and operated with minimum distance 20cm between the radiator & your body.

This device complies with part 15 of the FCC rules, operation is subject to the following two conditions: 1. this device may not cause harmful interference. 2. this device must accept any interference received, including interference that may cause undesired operation.

#### FCC Warning

Any Changes or modifications not expressly approved by the party responsible for compliance could void the user's authority to operate the equipment.

Note: This equipment has been tested and found to comply with the limits for a Class B digital device pursuant to part 15 of the FCC Rules. These limits are designed to provide reasonable protection against harmful interference in a residential installation. This equipment generates uses and can radiate radiofrequency energy and, if not installed and used in accordance with the instructions, may cause harmful interference to radio communications. However, there is no guarantee that interference will not occur in particular installation. If this equipment does cause harmful interference to radio or television reception, which can be determined by turning the equipment off and on. The user is encouraged to try to correct the interference by one or more of the following measures:

- Reorient or relocate the receiving antenna.
- Increase the separation between the equipment and receiver.
- Connect the equipment into an outlet on a circuit different from that to which the receiver is connected.
- Consult the dealer or an experienced radio/TV technician for help.

版本	V1	变更内容	包装设计	公差范围	审批人
日期	2023.10.21		钟沅	±1mm	
彩盒尺寸	75*120mm				
挂钩	无				
材质工艺	128g单铜纸 双面单色印刷 风琴折				
型号	W375说明书				