

TEST REPORT

Application No.: SHCR2303000496HS
FCC ID: 2BBCSLKSD16
IC: 30648-LKSD16
Applicant: MegaRobo Technologies Co., Ltd
Address of Applicant: No.277, Dongping Street, Suzhou Industrial Park, Suzhou, Jiangsu Province, China
Manufacturer: MegaRobo Technologies Co., Ltd
Address of Manufacturer: No.277, Dongping Street, Suzhou Industrial Park, Suzhou, Jiangsu Province, China
Equipment Under Test (EUT):
EUT Name: Luckin Coffee Dispenser-Syrup Mark I
Model No.: LKSD-16, LKSD-16-1, LKSD-16-2, LKSD-16-3 ♣
Remark ♣: Please refer to section 2 of this report which indicates which model was actually tested and which were electrically identical.
Trade Mark:  镁伽 MEGAROBO Future Beyond Sight  镁伽 MEGAROBO Future Beyond Sight
Standard(s) : 47 CFR Part 15, Subpart C 15.247
RSS-247 Issue 2, February 2017
RSS-Gen RSS-Gen Issue 5 Amendment 2 (February 2021)
Date of Receipt: 2023-03-16
Date of Test: 2023-03-17 to 2023-03-29
Date of Issue: 2023-05-05

Test Result:	Pass*
---------------------	--------------

* In the configuration tested, the EUT complied with the standards specified above.

Parlam Zhan

Parlam Zhan
Laboratory Manager



SGS-CSTC Standards Technical Services (Shanghai) Co., Ltd.
EEC EMC Lab

Unless otherwise agreed in writing, this document is issued by the Company subject to its General Conditions of Service printed overleaf, available on request or accessible at <https://www.sgs.com/en/Terms-and-Conditions>. Attention is drawn to the limitation of liability, indemnification and jurisdiction issues defined therein. Any holder of this document is advised that information contained hereon reflects the Company's findings at the time of its intervention only and within the limits of Client's instructions, if any. The Company's sole responsibility is to its Client and this document does not exonerate parties to a transaction from exercising all their rights and obligations under the transaction documents. This document cannot be reproduced except in full, without prior written approval of the Company. Any unauthorized alteration, forgery or falsification of the content or appearance of this document is unlawful and offenders may be prosecuted to the fullest extent of the law. Unless otherwise stated the results shown in this test report refer only to the sample(s) tested and such sample(s) are retained for 30 days only.

Attention: To check the authenticity of testing / inspection report & certificate, please contact us at telephone: (86-755) 8307 1443, or email: CN.Doccheck@sgs.com

NO.588 West Jindu Road, Songjiang District, Shanghai China 201612 t (86-21) 61915666 f (86-21) 61915678 www.sgsgroup.com.cn
中国·上海·松江区金都西路588号 邮编: 201612 t (86-21) 61915666 f (86-21) 61915678 sgs.china@sgs.com

Revision Record			
Version	Description	Date	Remark
00	Original	2023-05-05	/

Authorized for issue by:			
		Wade Zhang	
		Wade Zhang/Project Engineer	
		Parlam Zhan	
		Parlam Zhan/Reviewer	



SGS-CSTC Standards Technical Services (Shanghai) Co., Ltd.
EEC EMC Lab

Unless otherwise agreed in writing, this document is issued by the Company subject to its General Conditions of Service printed overleaf, available on request or accessible at <https://www.sgs.com/en/Terms-and-Conditions>. Attention is drawn to the limitation of liability, indemnification and jurisdiction issues defined therein. Any holder of this document is advised that information contained hereon reflects the Company's findings at the time of its intervention only and within the limits of Client's instructions, if any. The Company's sole responsibility is to its Client and this document does not exonerate parties to a transaction from exercising all their rights and obligations under the transaction documents. This document cannot be reproduced except in full, without prior written approval of the Company. Any unauthorized alteration, forgery or falsification of the content or appearance of this document is unlawful and offenders may be prosecuted to the fullest extent of the law. Unless otherwise stated the results shown in this test report refer only to the sample(s) tested and such sample(s) are retained for 30 days only.

Attention: To check the authenticity of testing /inspection report & certificate, please contact us at telephone: (86-755) 8307 1443, or email: CN.Doccheck@sgs.com

NO.588 West Jindu Road, Songjiang District, Shanghai China 201612 t (86-21) 61915666 f (86-21) 61915678 www.sgsgroup.com.cn
中国·上海·松江区金都西路588号 邮编: 201612 t (86-21) 61915666 f (86-21) 61915678 sgs.china@sgs.com

2 Test Summary

Radio Spectrum Technical Requirement				
Item	FCC Requirement	IC Requirement	Method	Result
Antenna Requirement	47 CFR Part 15, Subpart C 15.203 & 15.247(c)	RSS-Gen Clause 6.8	N/A	Customer Declaration

N/A: Not applicable

Radio Spectrum Matter Part				
Item	FCC Requirement	IC Requirement	Method	Result
Conducted Emissions at AC Power Line (150kHz-30MHz)	47 CFR Part 15, Subpart C 15.207	RSS-Gen Clause 8.8	ANSI C63.10 (2013) Section 6.2	Pass
Minimum 6dB Bandwidth	47 CFR Part 15, Subpart C 15.247a(2)	RSS-247 Clause 5.2(a)	ANSI C63.10 (2013) Section 11.8.1	Pass
Conducted Average Output Power	47 CFR Part 15, Subpart C 15.247(b)(3)	RSS-247 Clause 5.4(d)	ANSI C63.10 (2013) Section 11.9.2	Pass
Power Spectrum Density	47 CFR Part 15, Subpart C 15.247(e)	RSS-247 Clause 5.2(b)	ANSI C63.10 (2013) Section 11.10.2	Pass
Conducted Band Edges Measurement	47 CFR Part 15, Subpart C 15.247(d)	RSS-247 Clause 5.5	ANSI C63.10 (2013) Section 11.13.3.2	Pass
Conducted Spurious Emissions	47 CFR Part 15, Subpart C 15.247(d)	RSS-247 Clause 5.5	ANSI C63.10 (2013) Section 11.11	Pass
Radiated Emissions which fall in the restricted bands	47 CFR Part 15, Subpart C 15.209 & 15.247(d)	RSS-247 Section 3.3 & RSS-Gen Section 8.9	ANSI C63.10 (2013) Section 6.10.5	Pass
Radiated Spurious Emissions	47 CFR Part 15, Subpart C 15.209 & 15.247(d)	RSS-247 Section 3.3 & RSS-Gen Section 8.9	ANSI C63.10 (2013) Section 6.4,6.5,6.6	Pass
99% Bandwidth	-	RSS-Gen Section 6.7	ANSI C63.10 Section 6.9.3	Pass

Note: There are series models mentioned in this report, and they are the similar in electrical and electronic characters. Only the model LKSD-16 was tested since their differences were the model number and appearance.



Unless otherwise agreed in writing, this document is issued by the Company subject to its General Conditions of Service printed overleaf, available on request or accessible at <https://www.sgs.com/en/Terms-and-Conditions>. Attention is drawn to the limitation of liability, indemnification and jurisdiction issues defined therein. Any holder of this document is advised that information contained hereon reflects the Company's findings at the time of its intervention only and within the limits of Client's instructions, if any. The Company's sole responsibility is to its Client and this document does not exonerate parties to a transaction from exercising all their rights and obligations under the transaction documents. This document cannot be reproduced except in full, without prior written approval of the Company. Any unauthorized alteration, forgery or falsification of the content or appearance of this document is unlawful and offenders may be prosecuted to the fullest extent of the law. Unless otherwise stated the results shown in this test report refer only to the sample(s) tested and such sample(s) are retained for 30 days only.

Attention: To check the authenticity of testing / inspection report & certificate, please contact us at telephone: (86-755) 8307 1443, or email: CN.Doccheck@sgs.com

SGS-CSTC Standards Technical Services (Shanghai) Co., Ltd.
EEC EMC Lab

NO.588 West Jindu Road, Songjiang District, Shanghai China 201612
中国·上海·松江区金都西路588号 邮编: 201612

t (86-21) 61915666 f (86-21) 61915678 www.sgsgroup.com.cn
t (86-21) 61915666 f (86-21) 61915678 sgs.china@sgs.com

3 Contents

	Page
1 COVER PAGE	1
2 TEST SUMMARY	3
3 CONTENTS	4
4 GENERAL INFORMATION	6
4.1 DETAILS OF E.U.T.	6
4.2 DESCRIPTION OF SUPPORT UNITS	6
4.3 POWER LEVEL SETTING USING IN TEST:	6
4.4 MEASUREMENT UNCERTAINTY & DECISION RULE	7
4.5 TEST LOCATION	7
4.6 TEST FACILITY	8
4.7 DEVIATION FROM STANDARDS	8
4.8 ABNORMALITIES FROM STANDARD CONDITIONS	8
5 EQUIPMENT LIST	9
6 RADIO SPECTRUM TECHNICAL REQUIREMENT	11
6.1 ANTENNA REQUIREMENT	11
6.1.1 Test Requirement:	11
6.1.2 Conclusion	11
7 RADIO SPECTRUM MATTER TEST RESULTS	12
7.1 CONDUCTED EMISSIONS AT AC POWER LINE (150KHZ-30MHZ)	12
7.1.1 E.U.T. Operation	12
7.1.2 Test Mode Description	12
7.1.3 Test Setup Diagram	13
7.1.4 Measurement Procedure and Data	13
7.2 CONDUCTED AVERAGE OUTPUT POWER	16
7.2.1 E.U.T. Operation	16
7.2.2 Test Mode Description	16
7.2.3 Test Setup Diagram	17
7.2.4 Measurement Procedure and Data	17
7.3 MINIMUM 6DB BANDWIDTH	18
7.3.1 E.U.T. Operation	18
7.3.2 Test Mode Description	18
7.3.3 Test Setup Diagram	18
7.3.4 Measurement Procedure and Data	18
7.4 POWER SPECTRUM DENSITY	19
7.4.1 E.U.T. Operation	19
7.4.2 Test Mode Description	19
7.4.3 Test Setup Diagram	19
7.4.4 Measurement Procedure and Data	19



SGS-CSTC Standards Technical Services (Shanghai) Co., Ltd.
EEC EMC Lab

Unless otherwise agreed in writing, this document is issued by the Company subject to its General Conditions of Service printed overleaf, available on request or accessible at <https://www.sgs.com/en/Terms-and-Conditions>. Attention is drawn to the limitation of liability, indemnification and jurisdiction issues defined therein. Any holder of this document is advised that information contained hereon reflects the Company's findings at the time of its intervention only and within the limits of Client's instructions, if any. The Company's sole responsibility is to its Client and this document does not exonerate parties to a transaction from exercising all their rights and obligations under the transaction documents. This document cannot be reproduced except in full, without prior written approval of the Company. Any unauthorized alteration, forgery or falsification of the content or appearance of this document is unlawful and offenders may be prosecuted to the fullest extent of the law. Unless otherwise stated the results shown in this test report refer only to the sample(s) tested and such sample(s) are retained for 30 days only.

Attention: To check the authenticity of testing /inspection report & certificate, please contact us at telephone: (86-755) 8307 1443, or email: CN.Doccheck@sgs.com

NO.588 West Jindu Road, Songjiang District, Shanghai China 201612

t (86-21) 61915666

f (86-21) 61915678

www.sgsgroup.com.cn

中国·上海·松江区金都西路588号 邮编: 201612

t (86-21) 61915666

f (86-21) 61915678

sgs.china@sgs.com

7.5	CONDUCTED BAND EDGES MEASUREMENT	20
7.5.1	E.U.T. Operation	20
7.5.2	Test Mode Description	20
7.5.3	Test Setup Diagram	21
7.5.4	Measurement Procedure and Data	21
7.6	CONDUCTED SPURIOUS EMISSIONS	22
7.6.1	E.U.T. Operation	22
7.6.2	Test Mode Description	22
7.6.3	Test Setup Diagram	23
7.6.4	Measurement Procedure and Data	23
7.7	RADIATED EMISSIONS WHICH FALL IN THE RESTRICTED BANDS	24
7.7.1	E.U.T. Operation	24
7.7.2	Test Mode Description	24
7.7.3	Test Setup Diagram	25
7.7.4	Measurement Procedure and Data	25
7.8	RADIATED SPURIOUS EMISSIONS BELOW 1GHz	38
7.8.1	E.U.T. Operation	38
7.8.2	Test Mode Description	38
7.8.3	Test Setup Diagram	39
7.8.4	Measurement Procedure and Data	39
7.9	RADIATED SPURIOUS EMISSIONS ABOVE 1GHz	42
7.9.1	E.U.T. Operation	42
7.9.2	Test Mode Description	42
7.9.3	Test Setup Diagram	42
7.9.4	Measurement Procedure and Data	43
7.10	99% BANDWIDTH	62
7.10.1	E.U.T. Operation	62
7.10.2	Test Mode Description	62
7.10.3	Test Setup Diagram	62
7.10.4	Measurement Procedure and Data	62
8	TEST SETUP PHOTO	63
9	EUT CONSTRUCTIONAL DETAILS (EUT PHOTOS)	63
10	APPENDIX	63



4 General Information

4.1 Details of E.U.T.

Power supply:	AC 120V 60Hz
Test Voltage:	AC 120V 60Hz
Operation Frequency:	802.11b/g/n(HT20): 2412MHz to 2462MHz
Modulation Type:	802.11b: DSSS (CCK, DQPSK, DBPSK);802.11g/n: OFDM (64QAM, 16QAM, QPSK, BPSK)
Number of Channels:	802.11b/g/n(HT20):11
Channel Spacing:	5MHz
Antenna Type:	PCB Antenna
Antenna Gain:	4 dBi (Provided by manufacturer)
Date Rate:	802.11b:1/2/5.5./11Mbps 802.11g:6/9/12/18/24/36/48/54Mbps 802.11n:MCS0-MCS7
S/N:	SRLKSD160222D0001
Firmware Version:	V1.50

4.2 Description of Support Units

Description	Manufacturer	Model No.	Serial No.
Laptop	LENOVO	L460	-
SecureCRT	VanDyke	V 6.2.0	-
Serial port adapter plate	-	Test Plate 3	-

4.3 Power level setting using in test:

Channel	802.11b	802.11g	802.11n(HT20)
Low	16	14	13
Middle	16	14	13
High	16	14	13



Unless otherwise agreed in writing, this document is issued by the Company subject to its General Conditions of Service printed overleaf, available on request or accessible at <https://www.sgs.com/en/Terms-and-Conditions>. Attention is drawn to the limitation of liability, indemnification and jurisdiction issues defined therein. Any holder of this document is advised that information contained hereon reflects the Company's findings at the time of its intervention only and within the limits of Client's instructions, if any. The Company's sole responsibility is to its Client and this document does not exonerate parties to a transaction from exercising all their rights and obligations under the transaction documents. This document cannot be reproduced except in full, without prior written approval of the Company. Any unauthorized alteration, forgery or falsification of the content or appearance of this document is unlawful and offenders may be prosecuted to the fullest extent of the law. Unless otherwise stated the results shown in this test report refer only to the sample(s) tested and such sample(s) are retained for 30 days only.

Attention: To check the authenticity of testing /inspection report & certificate, please contact us at telephone: (86-755) 8307 1443, or email: CN.Doccheck@sgs.com

SGS-CSTC Standards Technical Services (Shanghai) Co., Ltd.
EEC EMC Lab

NO.588 West Jindu Road, Songjiang District, Shanghai China 201612
中国·上海·松江区金都西路588号 邮编: 201612

t (86-21) 61915666 f (86-21) 61915678 www.sgsgroup.com.cn
t (86-21) 61915666 f (86-21) 61915678 sgs.china@sgs.com

4.4 Measurement Uncertainty & Decision Rule

No.	Item	Measurement Uncertainty
1	Radio Frequency	8.4×10^{-8}
2	Timeout	2s
3	Duty cycle	0.4%
4	Occupied Bandwidth	3%
5	RF conducted power	0.6dB
6	RF power density	2.9dB
7	Conducted Spurious emissions	0.75dB
8	RF Radiated power	5.2dB (Below 1GHz)
		5.9dB (Above 1GHz)
9	Radiated Spurious emission test	4.2dB (Below 30MHz)
		4.5dB (30MHz-1GHz)
		5.1dB (1GHz-6GHz)
		5.4dB (6GHz-18GHz)
10	Temperature test	1°C
11	Humidity test	3%
12	Supply voltages	1.5%
13	Time	3%

Note: The measurement uncertainty represents an expanded uncertainty expressed at approximately the 95% confidence level using a coverage factor of k=2.

4.5 Test Location

All tests were performed at:

SGS-CSTC Standards Technical Services (Shanghai) Co., Ltd. E&E Lab

588 West Jindu Road, Xinqiao, Songjiang, 201612 Shanghai, China

Tel: +86 21 6191 5666

Fax: +86 21 6191 5678

No tests were sub-contracted.

Note:

1. SGS is not responsible for wrong test results due to incorrect information (e.g. max. clock frequency, highest internal frequency, antenna gain, cable loss, etc) is provided by the applicant. (if applicable).
2. SGS is not responsible for the authenticity, integrity and the validity of the conclusion based on results of the data provided by applicant. (if applicable).



SGS-CSTC Standards Technical Services (Shanghai) Co., Ltd.
EEC EMC Lab

Unless otherwise agreed in writing, this document is issued by the Company subject to its General Conditions of Service printed overleaf, available on request or accessible at <https://www.sgs.com/en/Terms-and-Conditions>. Attention is drawn to the limitation of liability, indemnification and jurisdiction issues defined therein. Any holder of this document is advised that information contained hereon reflects the Company's findings at the time of its intervention only and within the limits of Client's instructions, if any. The Company's sole responsibility is to its Client and this document does not exonerate parties to a transaction from exercising all their rights and obligations under the transaction documents. This document cannot be reproduced except in full, without prior written approval of the Company. Any unauthorized alteration, forgery or falsification of the content or appearance of this document is unlawful and offenders may be prosecuted to the fullest extent of the law. Unless otherwise stated the results shown in this test report refer only to the sample(s) tested and such sample(s) are retained for 30 days only.

Attention: To check the authenticity of testing /inspection report & certificate, please contact us at telephone: (86-755) 8307 1443, or email: CN.Doccheck@sgs.com

NO.588 West Jindu Road, Songjiang District, Shanghai China 201612 t (86-21) 61915666 f (86-21) 61915678 www.sgsgroup.com.cn
中国·上海·松江区金都西路588号 邮编: 201612 t (86-21) 61915666 f (86-21) 61915678 sgs.china@sgs.com

4.6 Test Facility

The test facility is recognized, certified, or accredited by the following organizations:

• **A2LA (Certificate No. 6332.01)**

SGS-CSTC Standards Technical Services (Shanghai) Co., Ltd. is accredited by the American Association for Laboratory Accreditation(A2LA).

• **FCC (Designation Number: CN1301)**

SGS-CSTC Standards Technical Services (Shanghai) Co., Ltd. has been recognized as an accredited testing laboratory.

• **ISED (CAB Identifier: CN0020)**

SGS-CSTC Standards Technical Services (Shanghai) Co., Ltd. EMC Laboratory has been recognized by Innovation, Science and Economic Development Canada (ISED) as an accredited testing laboratory.
Company Number: 8617A

• **VCCI (Member No.: 3061)**

The 3m Semi-anechoic chamber and Shielded Room of SGS-CSTC Standards Technical Services (Shanghai) Co., Ltd. has been registered in accordance with the Regulations for Voluntary Control Measures with Registration No.: R-13868, C-14336, T-12221, G-10830 respectively.

4.7 Deviation from Standards

None

4.8 Abnormalities from Standard Conditions

None



SGS-CSTC Standards Technical Services (Shanghai) Co., Ltd.
EEC EMC Lab

Unless otherwise agreed in writing, this document is issued by the Company subject to its General Conditions of Service printed overleaf, available on request or accessible at <https://www.sgs.com/en/Terms-and-Conditions>. Attention is drawn to the limitation of liability, indemnification and jurisdiction issues defined therein. Any holder of this document is advised that information contained hereon reflects the Company's findings at the time of its intervention only and within the limits of Client's instructions, if any. The Company's sole responsibility is to its Client and this document does not exonerate parties to a transaction from exercising all their rights and obligations under the transaction documents. This document cannot be reproduced except in full, without prior written approval of the Company. Any unauthorized alteration, forgery or falsification of the content or appearance of this document is unlawful and offenders may be prosecuted to the fullest extent of the law. Unless otherwise stated the results shown in this test report refer only to the sample(s) tested and such sample(s) are retained for 30 days only.

Attention: To check the authenticity of testing /inspection report & certificate, please contact us at telephone: (86-755) 8307 1443, or email: CN.Doccheck@sgs.com

NO.588 West Jindu Road, Songjiang District, Shanghai China 201612
中国·上海·松江区金都西路588号 邮编: 201612

t (86-21) 61915666
t (86-21) 61915666

f (86-21) 61915678
f (86-21) 61915678

www.sgsgroup.com.cn
sgs.china@sgs.com

5 Equipment List

Equipment	Manufacturer	Model No	Inventory No	Cal Date	Cal Due Date
RF Conducted Test					
Spectrum Analyzer	R&S	FSP-30	SHEM002-1	2022-12-20	2023-12-19
Spectrum Analyzer	Keysight	N9020B	SHEM241-1	2022-12-20	2023-12-19
Spectrum Analyzer	Agilent	N9020A	SHEM181-1	2022-08-02	2023-08-01
Signal Generator	R&S	SMR20	SHEM006-1	2022-08-02	2023-08-01
Signal Generator	Agilent	N5182A	SHEM182-1	2022-08-02	2023-08-01
Communication Tester	R&S	CMW270	SHEM183-1	2022-07-25	2023-07-24
Communication Tester	R&S	CMW500	SHEM268-1	2022-07-25	2023-07-24
Power Sensor	Keysight	U2021XA * 4	SHEM184-1	2022-08-02	2023-08-01
Splitter	Anritsu	MA1612A	SHEM185-1	/	/
Coupler	e-meca	803-S-1	SHEM186-1	/	/
High-low Temp Cabinet	Suzhou Zhihe	TL-40	SHEM087-1	2022-11-08	2024-11-07
AC Power Stabilizer	APC	KDF-31020T-V0-F0	SHEM216-1	2022-12-20	2023-12-19
DC Power Supply	MCH	MCH-303A	SHEM210-1	2022-12-20	2023-12-19
Conducted test Cable	/	RF01~RF04	/	2022-12-20	2023-12-19
Switcher	Tonscend	JS0806	SHEM184-1	2022-08-02	2023-08-01
Test software	Tonscend	JS Tonscend BT/WIFI System	Version: 2.6	/	/
Coaxial Cable	TST		SHEM263-1	2022-08-02	2023-08-01
Test software	TST	TST PASS	Version: 2.0	/	/
RF Radiated Test					
EMI test Receiver	R&S	ESU40	SHEM051-1	2022-12-20	2023-12-19
Spectrum Analyzer	R&S	FSP-30	SHEM002-1	2022-12-20	2023-12-19
Communication Tester	R&S	CMW500	SHEM268-1	2022-07-25	2023-07-24
Loop Antenna (9kHz-30MHz)	Schwarzbeck	FMZB1519	SHEM135-1	2022-12-20	2023-12-19
Antenna (25MHz-2GHz)	Schwarzbeck	VULB9168	SHEM048-1	2021-09-11	2023-09-10
Antenna (25MHz-2GHz)	Schwarzbeck	VULB9168	SHEM202-1	2021-05-07	2023-05-06
Horn Antenna (1-18GHz)	Schwarzbeck	HF906	SHEM009-1	2022/8/11	2024-08-10
Horn Antenna (1-18GHz)	Schwarzbeck	BBHA9120D	SHEM050-1	2021-09-18	2023-09-17
Horn Antenna (14-40GHz)	Schwarzbeck	BBHA 9170	SHEM049-1	2021-09-18	2023-09-17
Pre-Amplifier	HP	8447D	SHEM236-1	2022-08-02	2023-08-01
High-amplifier (14-40GHz)	Schwarzbeck	10001	SHEM049-2	2022-12-20	2023-12-19
Band Filter	LORCH	9BRX-875/X150	SHEM156-1	/	/
Band Filter	LORCH	13BRX-1950/X500	SHEM083-2	/	/
Band Filter	LORCH	5BRX-2400/X200	SHEM155-1	/	/
Band Filter	LORCH	5BRX-5500/X1000	SHEM157-2	/	/
High pass Filter	Wainwright	WHK3.0/18G	SHEM157-1	/	/
High pass Filter	Wainwright	WHKS1700	SHEM157-3	/	/
Semi/Fully Anechoic	ST	11*6*6M	SHEM078-2	2020-05-25	2023-05-24
RE test Cable	/	RE01, RE02, RE06	/	2023-01-07	2024-01-06
Test software	ESE	E3	Version: 6.111221a	/	/



Unless otherwise agreed in writing, this document is issued by the Company subject to its General Conditions of Service printed overleaf, available on request or accessible at <https://www.sgs.com/en/Terms-and-Conditions>. Attention is drawn to the limitation of liability, indemnification and jurisdiction issues defined therein. Any holder of this document is advised that information contained hereon reflects the Company's findings at the time of its intervention only and within the limits of Client's instructions, if any. The Company's sole responsibility is to its Client and this document does not exonerate parties to a transaction from exercising all their rights and obligations under the transaction documents. This document cannot be reproduced except in full, without prior written approval of the Company. Any unauthorized alteration, forgery or falsification of the content or appearance of this document is unlawful and offenders may be prosecuted to the fullest extent of the law. Unless otherwise stated the results shown in this test report refer only to the sample(s) tested and such sample(s) are retained for 30 days only.

Attention: To check the authenticity of testing / inspection report & certificate, please contact us at telephone: (86-755) 8307 1443, or email: CN.Doccheck@sgs.com

SGS-CSTC Standards Technical Services (Shanghai) Co., Ltd.
EEC EMC Lab

NO.588 West Jindu Road, Songjiang District, Shanghai China 201612
中国·上海·松江区金都西路588号 邮编: 201612

t (86-21) 61915666 f (86-21) 61915678 www.sgsgroup.com.cn
t (86-21) 61915666 f (86-21) 61915678 sgs.china@sgs.com

SGS-CSTC Standards Technical Services (Shanghai) Co., Ltd.

Report No.: SHCR230300049602

Page: 10 of 107

Conducted Emissions at AC Mains Power Port (150kHz-30MHz)					
Equipment	Manufacturer	Model No.	Inventory No.	Cal Date	Cal Due Date
EMI test receiver	Rohde & Schwarz	ESR7	SHEM162-1	2022/12/20	2023/12/19
Line impedance stabilization network	SCHWARZBECK	NSLK8127	SHEM061-1	2022/12/20	2023/12/19
Line impedance stabilization network	EMCO	3816_2	SHEM019-1	2022/12/20	2023/12/19
Pulse limiter	Rohde & Schwarz	ESH3-Z2	SHEM029-1	2022/12/20	2023/12/19
Shielding Room	ZHONGYU	8*4*3M	SHEM079-2	2020/12/20	2023/12/19
CE test Cable	/	/	SHEM172-1	2022/12/20	2023/12/19
Test Software	ESE	e3	Version: 6.111221a	N/A	N/A



SGS-CSTC Standards Technical Services (Shanghai) Co., Ltd.
EEC EMC Lab

Unless otherwise agreed in writing, this document is issued by the Company subject to its General Conditions of Service printed overleaf, available on request or accessible at <https://www.sgs.com/en/Terms-and-Conditions>. Attention is drawn to the limitation of liability, indemnification and jurisdiction issues defined therein. Any holder of this document is advised that information contained hereon reflects the Company's findings at the time of its intervention only and within the limits of Client's instructions, if any. The Company's sole responsibility is to its Client and this document does not exonerate parties to a transaction from exercising all their rights and obligations under the transaction documents. This document cannot be reproduced except in full, without prior written approval of the Company. Any unauthorized alteration, forgery or falsification of the content or appearance of this document is unlawful and offenders may be prosecuted to the fullest extent of the law. Unless otherwise stated the results shown in this test report refer only to the sample(s) tested and such sample(s) are retained for 30 days only.

Attention: To check the authenticity of testing / inspection report & certificate, please contact us at telephone: (86-755) 8307 1443, or email: CN.Doccheck@sgs.com

NO.588 West Jindu Road, Songjiang District, Shanghai China 201612 t (86-21) 61915666 f (86-21) 61915678 www.sgsgroup.com.cn
中国·上海·松江区金都西路588号 邮编: 201612 t (86-21) 61915666 f (86-21) 61915678 sgs.china@sgs.com

6 Radio Spectrum Technical Requirement

6.1 Antenna Requirement

6.1.1 Test Requirement:

47 CFR Part 15, Subpart C 15.203 & 15.247(b)(4)

6.1.2 Conclusion

Standard Requirement:

An intentional radiator shall be designed to ensure that no antenna other than that furnished by the responsible party shall be used with the device. The use of a permanently attached antenna or of an antenna that uses a unique coupling to the intentional radiator, the manufacturer may design the unit so that a broken antenna can be replaced by the user, but the use of a standard antenna jack or electrical connector is prohibited.

15.247(b) (4) requirement:

The conducted output power limit specified in paragraph (b) of this section is based on the use of antennas with directional gains that do not exceed 6 dBi. Except as shown in paragraph (c) of this section, if transmitting antennas of directional gain greater than 6 dBi are used, the conducted output power from the intentional radiator shall be reduced below the stated values in paragraphs (b)(1), (b)(2), and (b)(3) of this section, as appropriate, by the amount in dB that the directional gain of the antenna exceeds 6 dBi.

EUT Antenna:

The antenna is PCB antenna and no consideration of replacement. The best case gain of the antenna is 4 dBi.

Antenna location: Refer to internal photo.



SGS-CSTC Standards Technical Services (Shanghai) Co., Ltd.
EEC EMC Lab

Unless otherwise agreed in writing, this document is issued by the Company subject to its General Conditions of Service printed overleaf, available on request or accessible at <https://www.sgs.com/en/Terms-and-Conditions>. Attention is drawn to the limitation of liability, indemnification and jurisdiction issues defined therein. Any holder of this document is advised that information contained hereon reflects the Company's findings at the time of its intervention only and within the limits of Client's instructions, if any. The Company's sole responsibility is to its Client and this document does not exonerate parties to a transaction from exercising all their rights and obligations under the transaction documents. This document cannot be reproduced except in full, without prior written approval of the Company. Any unauthorized alteration, forgery or falsification of the content or appearance of this document is unlawful and offenders may be prosecuted to the fullest extent of the law. Unless otherwise stated the results shown in this test report refer only to the sample(s) tested and such sample(s) are retained for 30 days only.

Attention: To check the authenticity of testing / inspection report & certificate, please contact us at telephone: (86-755) 8307 1443, or email: CN.Doccheck@sgs.com

NO.588 West Jindu Road, Songjiang District, Shanghai China 201612 t (86-21) 61915666 f (86-21) 61915678 www.sgsgroup.com.cn
中国·上海·松江区金都西路588号 邮编: 201612 t (86-21) 61915666 f (86-21) 61915678 sgs.china@sgs.com

7 Radio Spectrum Matter Test Results

7.1 Conducted Emissions at AC Power Line (150kHz-30MHz)

Test Requirement 47 CFR Part 15, Subpart C 15.207

Test Method: ANSI C63.10 (2013) Section 6.2

Limit:

Frequency of emission(MHz)	Conducted limit(dBμV)	
	Quasi-peak	Average
0.15-0.5	66 to 56*	56 to 46*
0.5-5	56	46
5-30	60	50
*Decreases with the logarithm of the frequency.		
Detector: Peak for pre-scan (9kHz resolution bandwidth) 0.15M to 30MHz		

7.1.1 E.U.T. Operation

Operating Environment:

Temperature: 17.3 °C

Humidity: 55.3 % RH

Atmospheric Pressure: 1010 mbar

7.1.2 Test Mode Description

Pre-scan / Final test	Mode Code	Description
Final test	01	TX mode_Keep the EUT in continuously transmitting mode with all modulation types. All data rates for each modulation type have been tested and found the data rate @ 1Mbps is the worst case of IEEE 802.11b; data rate @ 6Mbps is the worst case of IEEE 802.11g; data rate @ 6.5Mbps is the worst case of IEEE 802.11n(HT20), final test modes are considering the modulation and worse data rates. Only the data of worst case is recorded in the report.



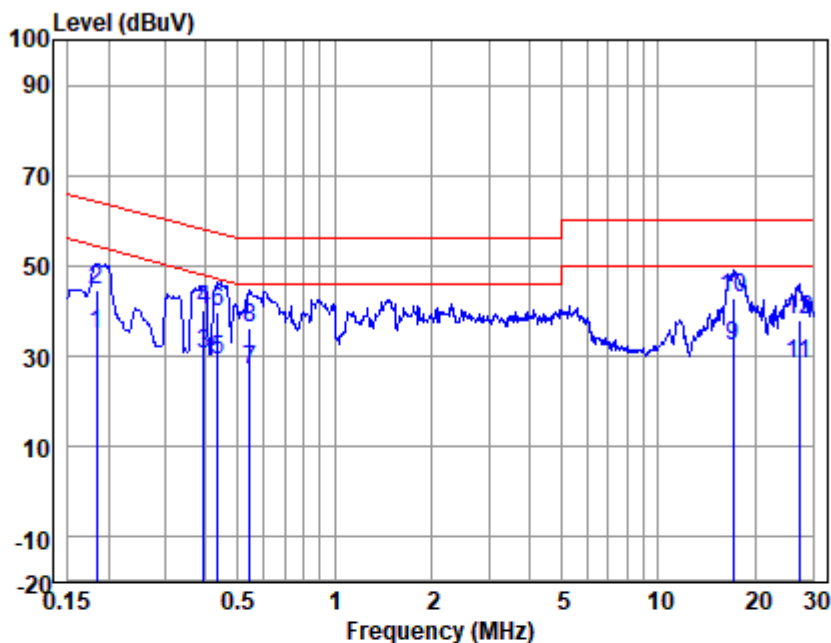
SGS-CSTC Standards Technical Services (Shanghai) Co., Ltd.
EEC EMC Lab

Unless otherwise agreed in writing, this document is issued by the Company subject to its General Conditions of Service printed overleaf, available on request or accessible at <https://www.sgs.com/en/Terms-and-Conditions>. Attention is drawn to the limitation of liability, indemnification and jurisdiction issues defined therein. Any holder of this document is advised that information contained hereon reflects the Company's findings at the time of its intervention only and within the limits of Client's instructions, if any. The Company's sole responsibility is to its Client and this document does not exonerate parties to a transaction from exercising all their rights and obligations under the transaction documents. This document cannot be reproduced except in full, without prior written approval of the Company. Any unauthorized alteration, forgery or falsification of the content or appearance of this document is unlawful and offenders may be prosecuted to the fullest extent of the law. Unless otherwise stated the results shown in this test report refer only to the sample(s) tested and such sample(s) are retained for 30 days only.

Attention: To check the authenticity of testing /inspection report & certificate, please contact us at telephone: (86-755) 8307 1443, or email: CN.Doccheck@sgs.com

NO.588 West Jindu Road, Songjiang District, Shanghai China 201612 t (86-21) 61915666 f (86-21) 61915678 www.sgs.com.cn
中国·上海·松江区金都西路588号 邮编: 201612 t (86-21) 61915666 f (86-21) 61915678 sgs.china@sgs.com

Test Mode: 01; Line: Live line



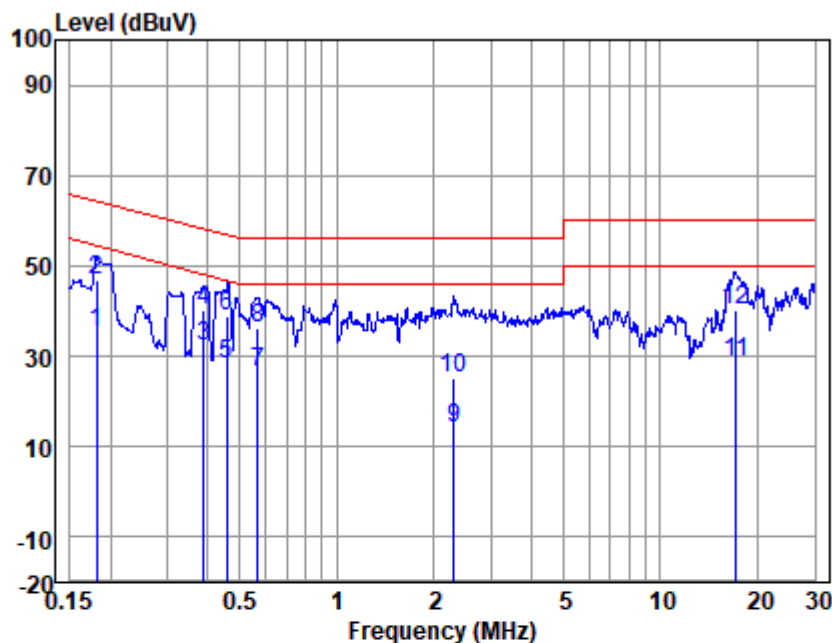
LISN : LINE
EUT/Project No : 00496HS
Test Mode : 01

	Freq (MHz)	Read level (dBuV)	LISN Factor (dB)	Cable Loss (dB)	Emission Level (dBuV)	Limit (dBuV)	Over Limit (dB)	Remark
1	0.18	24.57	0.40	9.87	34.84	54.33	-19.49	Average
2	0.18	34.23	0.40	9.87	44.50	64.33	-19.83	QP
3	0.39	20.29	0.25	9.87	30.41	47.99	-17.58	Average
4	0.39	29.93	0.25	9.87	40.05	57.99	-17.94	QP
5	0.44	19.21	0.23	9.87	29.31	47.15	-17.84	Average
6	0.44	29.84	0.23	9.87	39.94	57.15	-17.21	QP
7	0.55	16.70	0.20	9.86	26.76	46.00	-19.24	Average
8	0.55	26.29	0.20	9.86	36.35	56.00	-19.65	QP
9	17.02	21.50	0.54	10.04	32.08	50.00	-17.92	Average
10	17.02	32.15	0.54	10.04	42.73	60.00	-17.27	QP
11	27.27	16.86	1.20	10.10	28.16	50.00	-21.84	Average
12	27.27	26.72	1.20	10.10	38.02	60.00	-21.98	QP

Notes: Emission Level = Read Level + LISN Factor + Cable loss



Test Mode: 01; Line: Neutral Line



LISN : NEUTRAL
EUT/Project No : 00496HS
Test Mode : 01

	Freq (MHz)	Read level (dBuV)	LISN Factor (dB)	Cable Loss (dB)	Emission Level (dBuV)	Limit (dBuV)	Over Limit (dB)	Remark
1	0.18	25.29	0.31	9.87	35.47	54.42	-18.95	Average
2	0.18	36.48	0.31	9.87	46.66	64.42	-17.76	QP
3	0.39	22.15	0.30	9.87	32.32	48.12	-15.80	Average
4	0.39	30.19	0.30	9.87	40.36	58.12	-17.76	QP
5	0.46	18.05	0.30	9.86	28.21	46.71	-18.50	Average
6	0.46	28.77	0.30	9.86	38.93	56.71	-17.78	QP
7	0.57	16.21	0.30	9.86	26.37	46.00	-19.63	Average
8	0.57	26.03	0.30	9.86	36.19	56.00	-19.81	QP
9	2.31	4.00	0.33	9.86	14.19	46.00	-31.81	Average
10	2.31	14.92	0.33	9.86	25.11	56.00	-30.89	QP
11	17.20	18.22	0.58	10.04	28.84	50.00	-21.16	Average
12	17.20	29.60	0.58	10.04	40.22	60.00	-19.78	QP

Notes: Emission Level = Read Level + LISN Factor + Cable loss



7.2 Conducted Average Output Power

Test Requirement 47 CFR Part 15, Subpart C 15.247(b)(3)

Test Method: ANSI C63.10 (2013) Section 11.9.2

Limit:

Frequency range(MHz)	Output power of the intentional radiator(watt)
902-928	1 for ≥ 50 hopping channels
	0.25 for $25 \leq$ hopping channels < 50
	1 for digital modulation
2400-2483.5	1 for ≥ 75 non-overlapping hopping channels
	0.125 for all other frequency hopping systems
	1 for digital modulation
5725-5850	1 for frequency hopping systems and digital modulation

7.2.1 E.U.T. Operation

Operating Environment:

Temperature: 17.2 °C

Humidity: 55.3 % RH

Atmospheric Pressure: 1010 mbar

7.2.2 Test Mode Description

Pre-scan / Final test	Mode Code	Description
Final test	01	TX mode_Keep the EUT in continuously transmitting mode with all modulation types. All data rates for each modulation type have been tested and found the data rate @ 1Mbps is the worst case of IEEE 802.11b; data rate @ 6Mbps is the worst case of IEEE 802.11g; data rate @ 6.5Mbps is the worst case of IEEE 802.11n(HT20), final test modes are considering the modulation and worse data rates. Only the data of worst case is recorded in the report.


SGS-CSTC Standards Technical Services (Shanghai) Co., Ltd.
EEC EMC Lab

Unless otherwise agreed in writing, this document is issued by the Company subject to its General Conditions of Service printed overleaf, available on request or accessible at <https://www.sgs.com/en/Terms-and-Conditions>. Attention is drawn to the limitation of liability, indemnification and jurisdiction issues defined therein. Any holder of this document is advised that information contained hereon reflects the Company's findings at the time of its intervention only and within the limits of Client's instructions, if any. The Company's sole responsibility is to its Client and this document does not exonerate parties to a transaction from exercising all their rights and obligations under the transaction documents. This document cannot be reproduced except in full, without prior written approval of the Company. Any unauthorized alteration, forgery or falsification of the content or appearance of this document is unlawful and offenders may be prosecuted to the fullest extent of the law. Unless otherwise stated the results shown in this test report refer only to the sample(s) tested and such sample(s) are retained for 30 days only.

Attention: To check the authenticity of testing /inspection report & certificate, please contact us at telephone: (86-755) 8307 1443, or email: CN.Doccheck@sgs.com

NO.588 West Jindu Road, Songjiang District, Shanghai China 201612

t (86-21) 61915666

f (86-21) 61915678

www.sgsgroup.com.cn

中国·上海·松江区金都西路588号

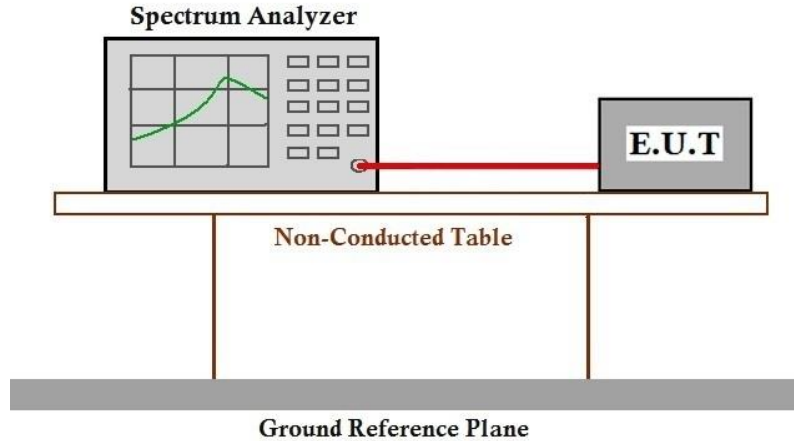
邮编: 201612

t (86-21) 61915666

f (86-21) 61915678

sgs.china@sgs.com

7.2.3 Test Setup Diagram



7.2.4 Measurement Procedure and Data

Note: Since the verify power the same operating range bandwidth and smaller power can be covered by the higher power.

Please Refer to Appendix for Details



SGS-CSTC Standards Technical Services (Shanghai) Co., Ltd.
EEC EMC Lab

Unless otherwise agreed in writing, this document is issued by the Company subject to its General Conditions of Service printed overleaf, available on request or accessible at <https://www.sgs.com/en/Terms-and-Conditions>. Attention is drawn to the limitation of liability, indemnification and jurisdiction issues defined therein. Any holder of this document is advised that information contained hereon reflects the Company's findings at the time of its intervention only and within the limits of Client's instructions, if any. The Company's sole responsibility is to its Client and this document does not exonerate parties to a transaction from exercising all their rights and obligations under the transaction documents. This document cannot be reproduced except in full, without prior written approval of the Company. Any unauthorized alteration, forgery or falsification of the content or appearance of this document is unlawful and offenders may be prosecuted to the fullest extent of the law. Unless otherwise stated the results shown in this test report refer only to the sample(s) tested and such sample(s) are retained for 30 days only.

Attention: To check the authenticity of testing /inspection report & certificate, please contact us at telephone: (86-755) 8307 1443, or email: CN.Doccheck@sgs.com

NO.588 West Jindu Road, Songjiang District, ShanghaiChina 201612

中国·上海·松江区金都西路588号 邮编: 201612

t (86-21) 61915666

t (86-21) 61915666

f (86-21) 61915678

f (86-21) 61915678

www.sgsgroup.com.cn

sgs.china@sgs.com

7.3 Minimum 6dB Bandwidth

Test Requirement 47 CFR Part 15, Subpart C 15.247a(2)
 Test Method: ANSI C63.10 (2013) Section 11.8.1
 Limit: ≥ 500 kHz

7.3.1 E.U.T. Operation

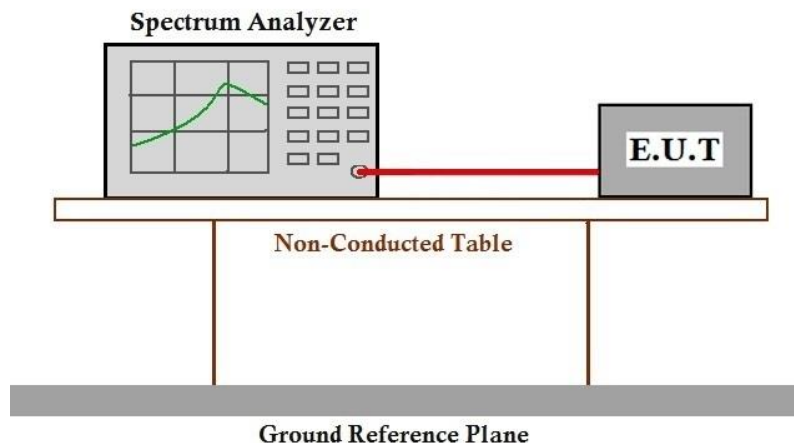
Operating Environment:

Temperature: 17.3 °C Humidity: 55.2 % RH Atmospheric Pressure: 1010 mbar

7.3.2 Test Mode Description

Pre-scan / Final test	Mode Code	Description
Final test	01	TX mode_Keep the EUT in continuously transmitting mode with all modulation types. All data rates for each modulation type have been tested and found the data rate @ 1Mbps is the worst case of IEEE 802.11b; data rate @ 6Mbps is the worst case of IEEE 802.11g; data rate @ 6.5Mbps is the worst case of IEEE 802.11n(HT20), final test modes are considering the modulation and worse data rates. Only the data of worst case is recorded in the report.

7.3.3 Test Setup Diagram



7.3.4 Measurement Procedure and Data

Please Refer to Appendix for Details



Unless otherwise agreed in writing, this document is issued by the Company subject to its General Conditions of Service printed overleaf, available on request or accessible at <https://www.sgs.com/en/Terms-and-Conditions>. Attention is drawn to the limitation of liability, indemnification and jurisdiction issues defined therein. Any holder of this document is advised that information contained hereon reflects the Company's findings at the time of its intervention only and within the limits of Client's instructions, if any. The Company's sole responsibility is to its Client and this document does not exonerate parties to a transaction from exercising all their rights and obligations under the transaction documents. This document cannot be reproduced except in full, without prior written approval of the Company. Any unauthorized alteration, forgery or falsification of the content or appearance of this document is unlawful and offenders may be prosecuted to the fullest extent of the law. Unless otherwise stated the results shown in this test report refer only to the sample(s) tested and such sample(s) are retained for 30 days only.

Attention: To check the authenticity of testing /inspection report & certificate, please contact us at telephone: (86-755) 8307 1443, or email: CN.Doccheck@sgs.com

SGS-CSTC Standards Technical Services (Shanghai) Co., Ltd.
 EEC EMC Lab

NO.588 West Jindu Road, Songjiang District, Shanghai China 201612
 中国·上海·松江区金都西路588号 邮编: 201612

t (86-21) 61915666
 t (86-21) 61915666

f (86-21) 61915678
 f (86-21) 61915678

www.sgsgroup.com.cn
 sgs.china@sgs.com

7.4 Power Spectrum Density

Test Requirement 47 CFR Part 15, Subpart C 15.247(e)

Test Method: ANSI C63.10 (2013) Section 11.10.2

Limit:

≤8dBm in any 3 kHz band during any time interval of continuous transmission

7.4.1 E.U.T. Operation

Operating Environment:

Temperature: 17.3 °C

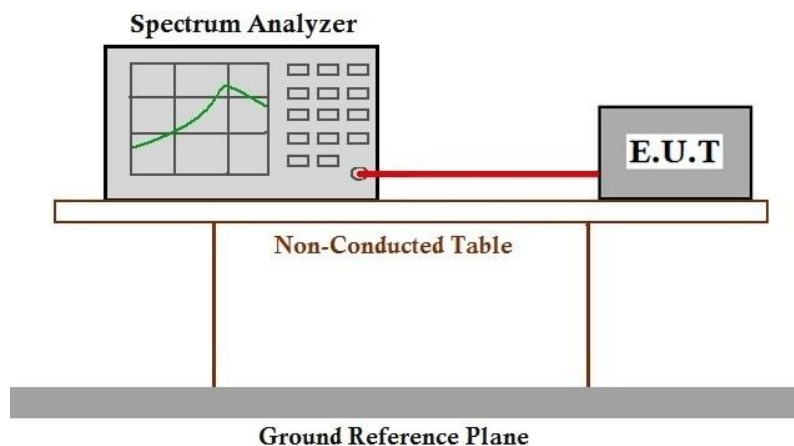
Humidity: 55.1 % RH

Atmospheric Pressure: 1010 mbar

7.4.2 Test Mode Description

Pre-scan / Final test	Mode Code	Description
Final test	01	TX mode_Keep the EUT in continuously transmitting mode with all modulation types. All data rates for each modulation type have been tested and found the data rate @ 1Mbps is the worst case of IEEE 802.11b; data rate @ 6Mbps is the worst case of IEEE 802.11g; data rate @ 6.5Mbps is the worst case of IEEE 802.11n(HT20), final test modes are considering the modulation and worse data rates. Only the data of worst case is recorded in the report.

7.4.3 Test Setup Diagram



7.4.4 Measurement Procedure and Data

Please Refer to Appendix for Details



Unless otherwise agreed in writing, this document is issued by the Company subject to its General Conditions of Service printed overleaf, available on request or accessible at <https://www.sgs.com/en/Terms-and-Conditions>. Attention is drawn to the limitation of liability, indemnification and jurisdiction issues defined therein. Any holder of this document is advised that information contained hereon reflects the Company's findings at the time of its intervention only and within the limits of Client's instructions, if any. The Company's sole responsibility is to its Client and this document does not exonerate parties to a transaction from exercising all their rights and obligations under the transaction documents. This document cannot be reproduced except in full, without prior written approval of the Company. Any unauthorized alteration, forgery or falsification of the content or appearance of this document is unlawful and offenders may be prosecuted to the fullest extent of the law. Unless otherwise stated the results shown in this test report refer only to the sample(s) tested and such sample(s) are retained for 30 days only.

Attention: To check the authenticity of testing /inspection report & certificate, please contact us at telephone: (86-755) 8307 1443, or email: CN.Doccheck@sgs.com

SGS-CSTC Standards Technical Services (Shanghai) Co., Ltd.
EEC EMC Lab

NO.588 West Jindu Road, Songjiang District, Shanghai China 201612

t (86-21) 61915666

f (86-21) 61915678

www.sgsgroup.com.cn

中国·上海·松江区金都西路588号 邮编: 201612

t (86-21) 61915666

f (86-21) 61915678

sgs.china@sgs.com

7.5 Conducted Band Edges Measurement

Test Requirement 47 CFR Part 15, Subpart C 15.247(d)
Test Method: ANSI C63.10 (2013) Section 11.13.3.2

Limit:

In any 100 kHz bandwidth outside the frequency band in which the spread spectrum or digitally modulated intentional radiator is operating, the radio frequency power that is produced by the intentional radiator shall be at least 20 dB below that in the 100 kHz bandwidth within the band that contains the highest level of the desired power, based on either an RF conducted or a radiated measurement, provided the transmitter demonstrates compliance with the peak conducted power limits. If the transmitter complies with the conducted power limits based on the use of RMS averaging over a time interval, as permitted under paragraph (b)(3) of this section, the attenuation required under this paragraph shall be 30 dB instead of 20 dB. Attenuation below the general limits specified in §15.209(a) is not required. In addition, radiated emissions which fall in the restricted bands, as defined in §15.205(a), must also comply with the radiated emission limits specified in §15.209(a) (see §15.205(c)).

7.5.1 E.U.T. Operation

Operating Environment:

Temperature: 17.3 °C Humidity: 55.0 % RH Atmospheric Pressure: 1010 mbar

7.5.2 Test Mode Description

Pre-scan / Final test	Mode Code	Description
Final test	01	TX mode_Keep the EUT in continuously transmitting mode with all modulation types. All data rates for each modulation type have been tested and found the data rate @ 1Mbps is the worst case of IEEE 802.11b; data rate @ 6Mbps is the worst case of IEEE 802.11g; data rate @ 6.5Mbps is the worst case of IEEE 802.11n(HT20), final test modes are considering the modulation and worse data rates. Only the data of worst case is recorded in the report.



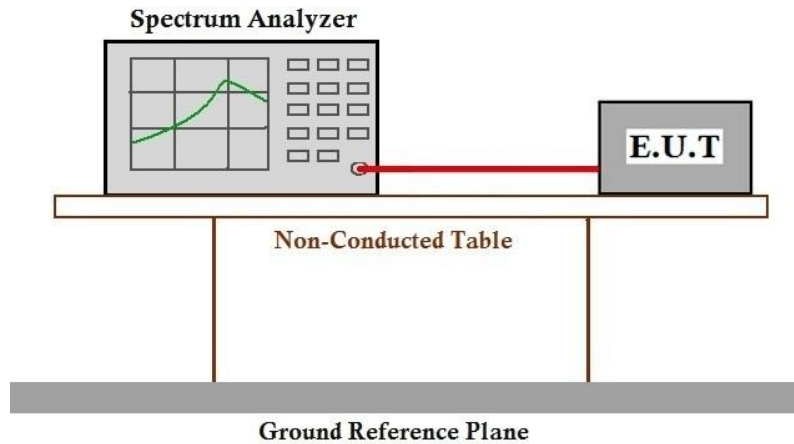
SGS-CSTC Standards Technical Services (Shanghai) Co., Ltd.
EEC EMC Lab

Unless otherwise agreed in writing, this document is issued by the Company subject to its General Conditions of Service printed overleaf, available on request or accessible at <https://www.sgs.com/en/Terms-and-Conditions>. Attention is drawn to the limitation of liability, indemnification and jurisdiction issues defined therein. Any holder of this document is advised that information contained hereon reflects the Company's findings at the time of its intervention only and within the limits of Client's instructions, if any. The Company's sole responsibility is to its Client and this document does not exonerate parties to a transaction from exercising all their rights and obligations under the transaction documents. This document cannot be reproduced except in full, without prior written approval of the Company. Any unauthorized alteration, forgery or falsification of the content or appearance of this document is unlawful and offenders may be prosecuted to the fullest extent of the law. Unless otherwise stated the results shown in this test report refer only to the sample(s) tested and such sample(s) are retained for 30 days only.

Attention: To check the authenticity of testing /inspection report & certificate, please contact us at telephone: (86-755) 8307 1443, or email: CN.Doccheck@sgs.com

NO.588 West Jindu Road, Songjiang District, Shanghai China 201612 t (86-21) 61915666 f (86-21) 61915678 www.sgsgroup.com.cn
中国·上海·松江区金都西路588号 邮编: 201612 t (86-21) 61915666 f (86-21) 61915678 sgs.china@sgs.com

7.5.3 Test Setup Diagram



7.5.4 Measurement Procedure and Data

Please Refer to Appendix for Details



SGS-CSTC Standards Technical Services (Shanghai) Co., Ltd.
EEC EMC Lab

Unless otherwise agreed in writing, this document is issued by the Company subject to its General Conditions of Service printed overleaf, available on request or accessible at <https://www.sgs.com/en/Terms-and-Conditions>. Attention is drawn to the limitation of liability, indemnification and jurisdiction issues defined therein. Any holder of this document is advised that information contained hereon reflects the Company's findings at the time of its intervention only and within the limits of Client's instructions, if any. The Company's sole responsibility is to its Client and this document does not exonerate parties to a transaction from exercising all their rights and obligations under the transaction documents. This document cannot be reproduced except in full, without prior written approval of the Company. Any unauthorized alteration, forgery or falsification of the content or appearance of this document is unlawful and offenders may be prosecuted to the fullest extent of the law. Unless otherwise stated the results shown in this test report refer only to the sample(s) tested and such sample(s) are retained for 30 days only.

Attention: To check the authenticity of testing /inspection report & certificate, please contact us at telephone: (86-755) 8307 1443, or email: CN.Doccheck@sgs.com

NO.588 West Jindu Road, Songjiang District, Shanghai China 201612

中国·上海·松江区金都西路588号 邮编: 201612

t (86-21) 61915666

t (86-21) 61915666

f (86-21) 61915678

f (86-21) 61915678

www.sgsgroup.com.cn

sgs.china@sgs.com

7.6 Conducted Spurious Emissions

Test Requirement 47 CFR Part 15, Subpart C 15.247(d)

Test Method: ANSI C63.10 (2013) Section 11.11

Limit:

In any 100 kHz bandwidth outside the frequency band in which the spread spectrum or digitally modulated intentional radiator is operating, the radio frequency power that is produced by the intentional radiator shall be at least 20 dB below that in the 100 kHz bandwidth within the band that contains the highest level of the desired power, based on either an RF conducted or a radiated measurement, provided the transmitter demonstrates compliance with the peak conducted power limits. If the transmitter complies with the conducted power limits based on the use of RMS averaging over a time interval, as permitted under paragraph (b)(3) of this section, the attenuation required under this paragraph shall be 30 dB instead of 20 dB. Attenuation below the general limits specified in §15.209(a) is not required. In addition, radiated emissions which fall in the restricted bands, as defined in §15.205(a), must also comply with the radiated emission limits specified in §15.209(a) (see §15.205(c)).

7.6.1 E.U.T. Operation

Operating Environment:

Temperature: 17.2 °C Humidity: 55.3 % RH Atmospheric Pressure: 1010 mbar

7.6.2 Test Mode Description

Pre-scan / Final test	Mode Code	Description
Final test	01	TX mode_Keep the EUT in continuously transmitting mode with all modulation types. All data rates for each modulation type have been tested and found the data rate @ 1Mbps is the worst case of IEEE 802.11b; data rate @ 6Mbps is the worst case of IEEE 802.11g; data rate @ 6.5Mbps is the worst case of IEEE 802.11n(HT20), final test modes are considering the modulation and worse data rates. Only the data of worst case is recorded in the report.



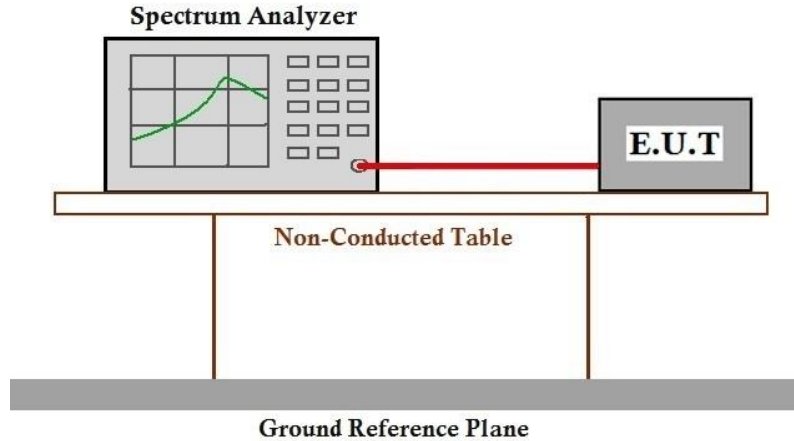
Unless otherwise agreed in writing, this document is issued by the Company subject to its General Conditions of Service printed overleaf, available on request or accessible at <https://www.sgs.com/en/Terms-and-Conditions>. Attention is drawn to the limitation of liability, indemnification and jurisdiction issues defined therein. Any holder of this document is advised that information contained hereon reflects the Company's findings at the time of its intervention only and within the limits of Client's instructions, if any. The Company's sole responsibility is to its Client and this document does not exonerate parties to a transaction from exercising all their rights and obligations under the transaction documents. This document cannot be reproduced except in full, without prior written approval of the Company. Any unauthorized alteration, forgery or falsification of the content or appearance of this document is unlawful and offenders may be prosecuted to the fullest extent of the law. Unless otherwise stated the results shown in this test report refer only to the sample(s) tested and such sample(s) are retained for 30 days only.

Attention: To check the authenticity of testing /inspection report & certificate, please contact us at telephone: (86-755) 8307 1443, or email: CN.Doccheck@sgs.com

SGS-CSTC Standards Technical Services (Shanghai) Co., Ltd.
EEC EMC Lab

NO.588 West Jindu Road, Songjiang District, Shanghai China 201612 t (86-21) 61915666 f (86-21) 61915678 www.sgsgroup.com.cn
中国·上海·松江区金都西路588号 邮编: 201612 t (86-21) 61915666 f (86-21) 61915678 sgs.china@sgs.com

7.6.3 Test Setup Diagram



7.6.4 Measurement Procedure and Data

Please Refer to Appendix for Details



SGS-CSTC Standards Technical Services (Shanghai) Co., Ltd.
EEC EMC Lab

Unless otherwise agreed in writing, this document is issued by the Company subject to its General Conditions of Service printed overleaf, available on request or accessible at <https://www.sgs.com/en/Terms-and-Conditions>. Attention is drawn to the limitation of liability, indemnification and jurisdiction issues defined therein. Any holder of this document is advised that information contained hereon reflects the Company's findings at the time of its intervention only and within the limits of Client's instructions, if any. The Company's sole responsibility is to its Client and this document does not exonerate parties to a transaction from exercising all their rights and obligations under the transaction documents. This document cannot be reproduced except in full, without prior written approval of the Company. Any unauthorized alteration, forgery or falsification of the content or appearance of this document is unlawful and offenders may be prosecuted to the fullest extent of the law. Unless otherwise stated the results shown in this test report refer only to the sample(s) tested and such sample(s) are retained for 30 days only.

Attention: To check the authenticity of testing /inspection report & certificate, please contact us at telephone: (86-755) 8307 1443, or email: CN.Doccheck@sgs.com

NO.588 West Jindu Road, Songjiang District, Shanghai China 201612 t (86-21) 61915666 f (86-21) 61915678 www.sgsgroup.com.cn
中国·上海·松江区金都西路588号 邮编: 201612 t (86-21) 61915666 f (86-21) 61915678 sgs.china@sgs.com

7.7 Radiated Emissions which fall in the restricted bands

Test Requirement 47 CFR Part 15, Subpart C 15.205 & 15.209

Test Method: ANSI C63.10 (2013) Section 6.10.5

Limit:

Frequency(MHz)	Field strength(microvolts/meter)	Measurement distance(meters)
0.009-0.490	2400/F(kHz)	300
0.490-1.705	24000/F(kHz)	30
1.705-30.0	30	30
30-88	100	3
88-216	150	3
216-960	200	3
Above 960	500	3

Remark: The emission limits shown in the above table are based on measurements employing a CISPR quasi-peak detector except for the frequency bands 9-90kHz, 110-490kHz and above 1000 MHz. Radiated emission limits in these three bands are based on measurements employing an average detector, the peak field strength of any emission shall not exceed the maximum permitted average limits specified above by more than 20 dB under any condition of modulation.

7.7.1 E.U.T. Operation

Operating Environment:

Temperature: 17.2 °C Humidity: 55.3 % RH Atmospheric Pressure: 1010 mbar

7.7.2 Test Mode Description

Pre-scan / Final test	Mode Code	Description
Final test	01	TX mode_Keep the EUT in continuously transmitting mode with all modulation types. All data rates for each modulation type have been tested and found the data rate @ 1Mbps is the worst case of IEEE 802.11b; data rate @ 6Mbps is the worst case of IEEE 802.11g; data rate @ 6.5Mbps is the worst case of IEEE 802.11n(HT20), final test modes are considering the modulation and worse data rates. Only the data of worst case is recorded in the report.

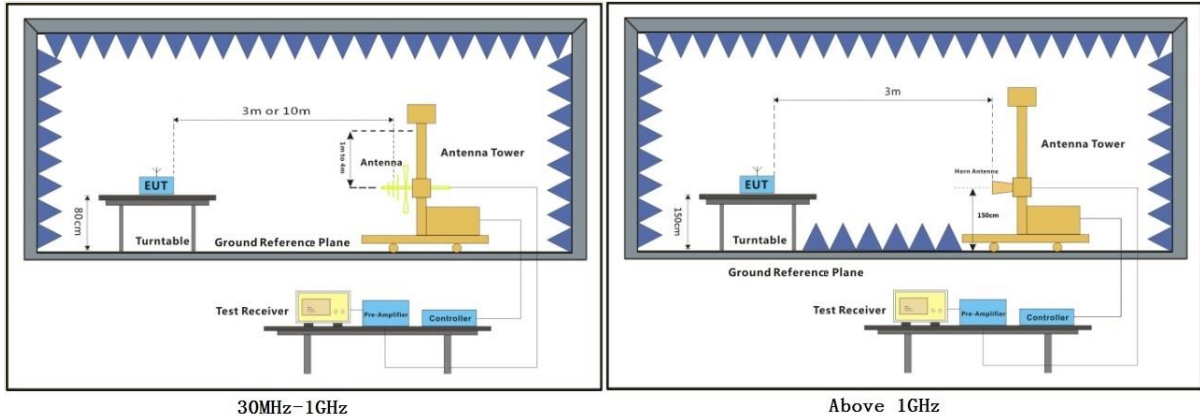

SGS-CSTC Standards Technical Services (Shanghai) Co., Ltd.
EEC EMC Lab

Unless otherwise agreed in writing, this document is issued by the Company subject to its General Conditions of Service printed overleaf, available on request or accessible at <https://www.sgs.com/en/Terms-and-Conditions>. Attention is drawn to the limitation of liability, indemnification and jurisdiction issues defined therein. Any holder of this document is advised that information contained hereon reflects the Company's findings at the time of its intervention only and within the limits of Client's instructions, if any. The Company's sole responsibility is to its Client and this document does not exonerate parties to a transaction from exercising all their rights and obligations under the transaction documents. This document cannot be reproduced except in full, without prior written approval of the Company. Any unauthorized alteration, forgery or falsification of the content or appearance of this document is unlawful and offenders may be prosecuted to the fullest extent of the law. Unless otherwise stated the results shown in this test report refer only to the sample(s) tested and such sample(s) are retained for 30 days only.

Attention: To check the authenticity of testing / inspection report & certificate, please contact us at telephone: (86-755) 8307 1443, or email: CN.Doccheck@sgs.com

NO.588 West Jindu Road, Songjiang District, Shanghai China 201612 t (86-21) 61915666 f (86-21) 61915678 www.sgsgroup.com.cn
中国·上海·松江区金都西路588号 邮编: 201612 t (86-21) 61915666 f (86-21) 61915678 sgs.china@sgs.com

7.7.3 Test Setup Diagram



7.7.4 Measurement Procedure and Data

- For below 1GHz, the EUT was placed on the top of a rotating table 0.8 meters above the ground at a 3 or 10 meter semi-anechoic chamber. The table was rotated 360 degrees to determine the position of the highest radiation.
- For above 1GHz, the EUT was placed on the top of a rotating table 1.5 meters above the ground at a 3 meter fully-anechoic chamber. The table was rotated 360 degrees to determine the position of the highest radiation.
- The EUT was set 3 or 10 meters away from the interference-receiving antenna, which was mounted on the top of a variable-height antenna tower.
- The antenna height is varied from one meter to four meters above the ground to determine the maximum value of the field strength. Both horizontal and vertical polarizations of the antenna are set to make the measurement.
- For each suspected emission, the EUT was arranged to its worst case and then the antenna was tuned to heights from 1 meter to 4 meters (for the test frequency of below 30MHz, the antenna was tuned to heights 1 meter) and the rotatable table was turned from 0 degrees to 360 degrees to find the maximum reading.
- The test-receiver system was set to Peak Detect Function and Specified Bandwidth with Maximum Hold Mode.
- If the emission level of the EUT in peak mode was 10dB lower than the limit specified, then testing could be stopped and the peak values of the EUT would be reported. Otherwise the emissions that did not have 10dB margin would be re-tested one by one using peak, quasi-peak or average method as specified and then reported in a data sheet.
- Test the EUT in the lowest channel, the middle channel, the Highest channel.
- The radiation measurements are performed in X, Y, Z axis positioning for Transmitting mode, and found the X axis positioning which it is the worst case.
- Repeat above procedures until all frequencies measured was complete.

Remark 1: Level= Read Level+ Cable Loss+ Antenna Factor- Preamp Factor

Remark 2: For frequencies above 1GHz, the field strength limits are based on average limits. However, the peak field strength of any emission shall not exceed the maximum permitted average limits specified above by more than 20 dB under any condition of modulation. For the emissions whose peak level is lower than the average limit, only the peak measurement is shown in the report.



SGS-CSTC Standards Technical Services (Shanghai) Co., Ltd.
 EEC EMC Lab

Unless otherwise agreed in writing, this document is issued by the Company subject to its General Conditions of Service printed overleaf, available on request or accessible at <https://www.sgs.com/en/Terms-and-Conditions>. Attention is drawn to the limitation of liability, indemnification and jurisdiction issues defined therein. Any holder of this document is advised that information contained hereon reflects the Company's findings at the time of its intervention only and within the limits of Client's instructions, if any. The Company's sole responsibility is to its Client and this document does not exonerate parties to a transaction from exercising all their rights and obligations under the transaction documents. This document cannot be reproduced except in full, without prior written approval of the Company. Any unauthorized alteration, forgery or falsification of the content or appearance of this document is unlawful and offenders may be prosecuted to the fullest extent of the law. Unless otherwise stated the results shown in this test report refer only to the sample(s) tested and such sample(s) are retained for 30 days only.

Attention: To check the authenticity of testing /inspection report & certificate, please contact us at telephone: (86-755) 8307 1443, or email: CN.Doccheck@sgs.com

NO.588 West Jindu Road, Songjiang District, Shanghai China 201612

中国·上海·松江区金都西路588号 邮编: 201612

t (86-21) 61915666

t (86-21) 61915666

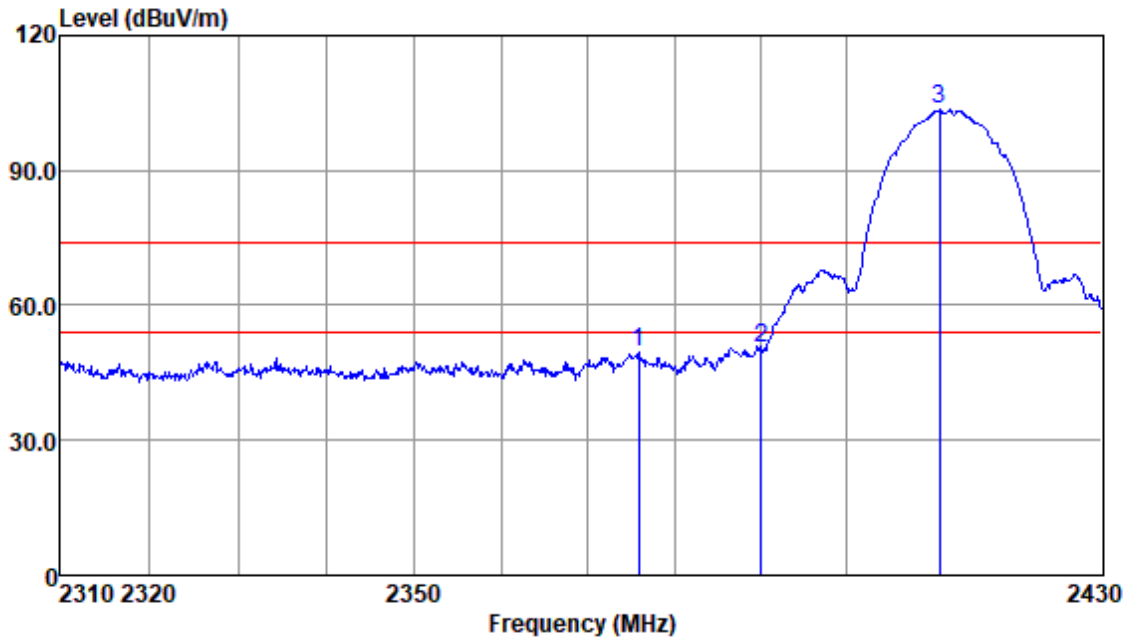
f (86-21) 61915678

f (86-21) 61915678

www.sgs.com

sgs.china@sgs.com

Test Mode: 01; Polarity: Horizontal; Modulation:802.11b; Bandwidth:20MHz; Channel:Low



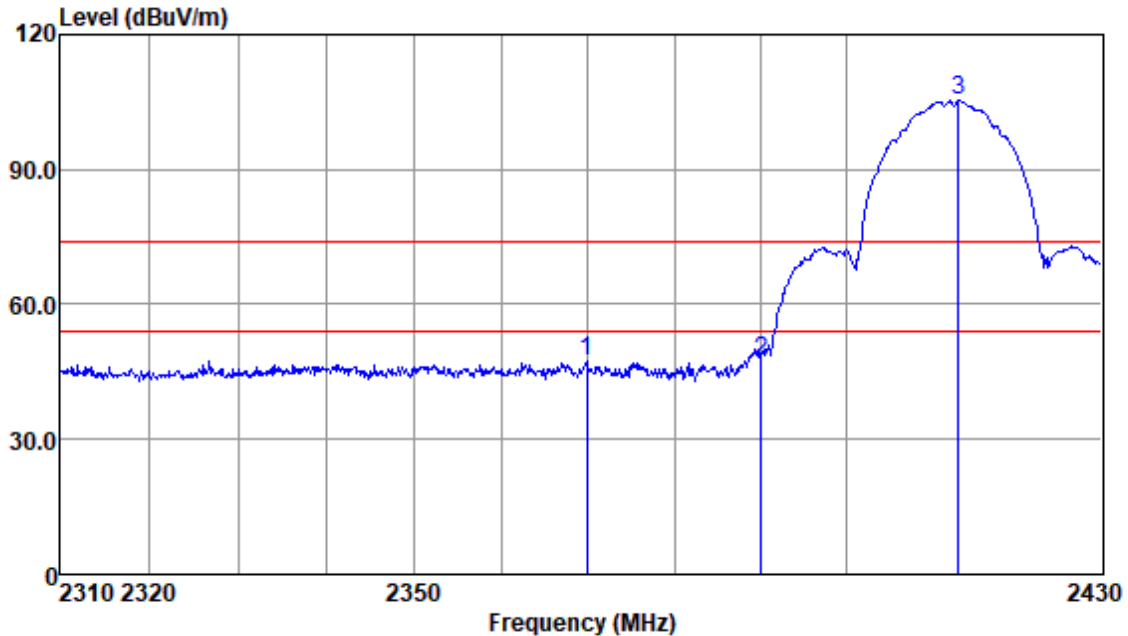
Antenna Polarity :HORIZONTAL

Freq	Read Level	Antenna Factor	Cable Loss	Preamplifier Factor	Emission Level	Limit	Over Limit	Remark
MHz	dBuV	dB/m	dB	dB	dBuV/m	dBuV/m	dB	
2375.85	52.76	28.71	3.14	35.17	49.44	74.00	-24.56	Peak
2390.00	53.81	28.80	3.13	35.18	50.56	74.00	-23.44	Peak
2410.88	106.60	28.89	3.13	35.20	103.42	74.00	29.42	Peak

Note:Emission Level=Read Level+Antenna Factor+Cable loss-Preamplifier Factor



Test Mode: 01; Polarity: Vertical; Modulation:802.11b; Bandwidth:20MHz; Channel:Low



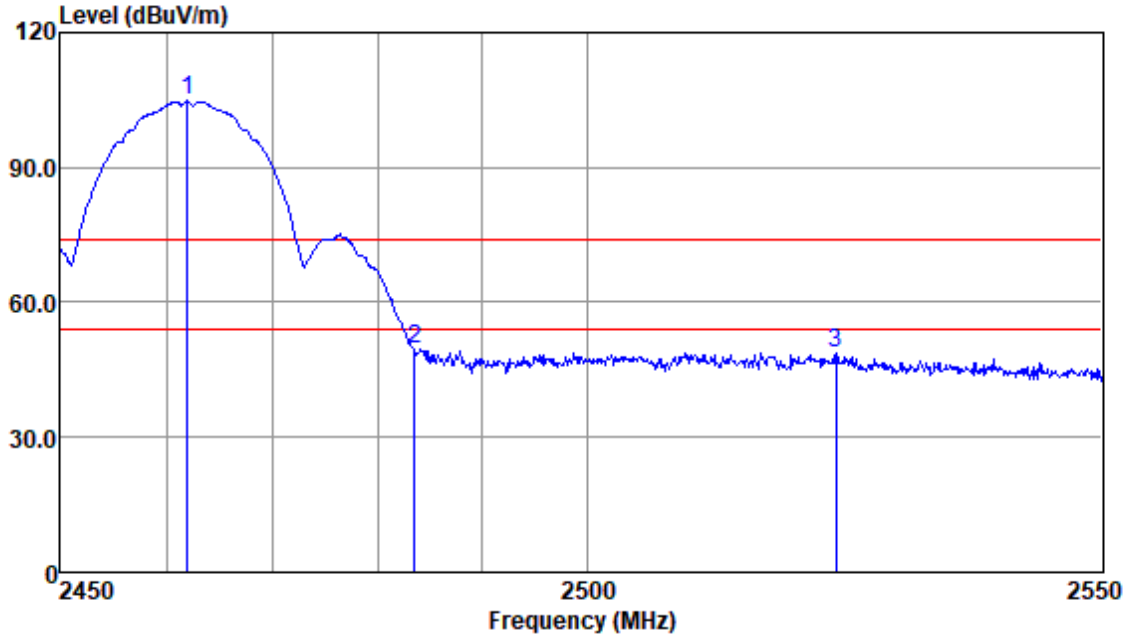
Antenna Polarity :VERTICAL

Freq	Read Level	Antenna Factor	Cable Loss	Preamplifier Factor	Emission Level	Limit Line	Over Limit	Remark
MHz	dBuV	dB/m	dB	dB	dBuV/m	dBuV/m	dB	
2369.84	50.68	28.71	3.14	35.17	47.36	74.00	-26.64	Peak
2390.00	50.49	28.80	3.13	35.18	47.24	74.00	-26.76	Peak
2413.08	108.45	28.90	3.13	35.20	105.28	74.00	31.28	Peak

Note:Emission Level=Read Level+Antenna Factor+Cable loss-Preamplifier Factor



Test Mode: 01; Polarity: Horizontal; Modulation:802.11b; Bandwidth:20MHz; Channel:High



Antenna Polarity :HORIZONTAL

Freq	Read Level	Antenna Factor	Cable Loss	Preamplifier Factor	Emission Level	Limit Line	Over Limit	Remark
MHz	dBuV	dB/m	dB	dB	dBuV/m	dBuV/m	dB	
2461.99	107.77	29.05	3.16	35.24	104.74	74.00	30.74	Peak
2483.50	52.67	29.09	3.20	35.26	49.70	74.00	-24.30	Peak
2524.02	51.71	29.13	3.30	35.30	48.84	74.00	-25.16	Peak

Note:Emission Level=Read Level+Antenna Factor+Cable loss-Preamplifier Factor



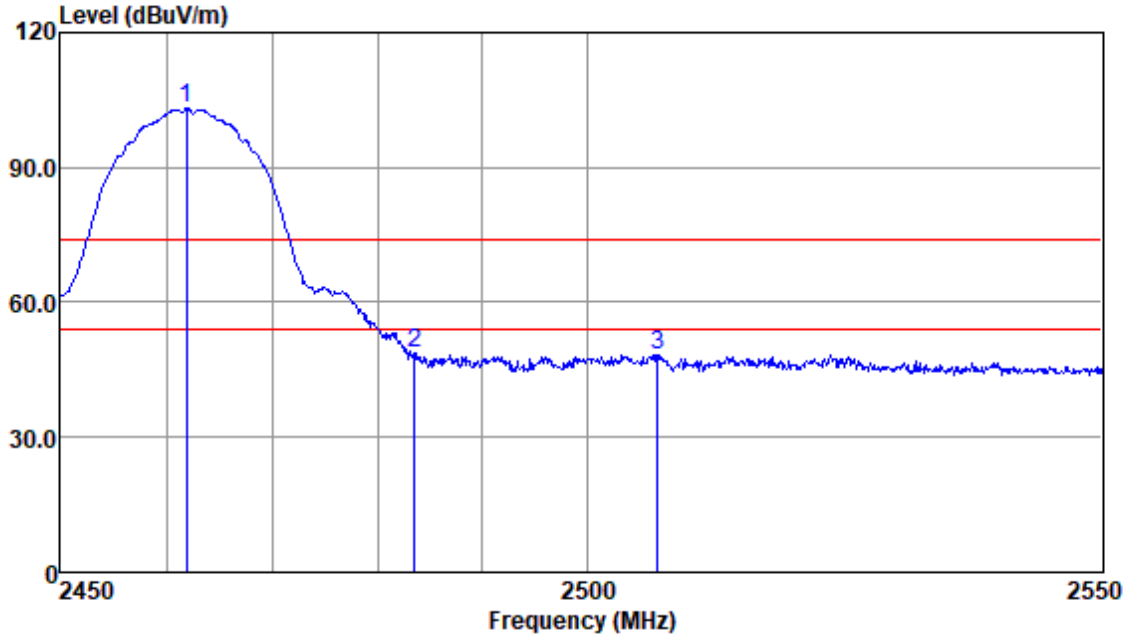
SGS-CSTC Standards Technical Services (Shanghai) Co., Ltd.
EEC EMC Lab

Unless otherwise agreed in writing, this document is issued by the Company subject to its General Conditions of Service printed overleaf, available on request or accessible at <https://www.sgs.com/en/Terms-and-Conditions>. Attention is drawn to the limitation of liability, indemnification and jurisdiction issues defined therein. Any holder of this document is advised that information contained hereon reflects the Company's findings at the time of its intervention only and within the limits of Client's instructions, if any. The Company's sole responsibility is to its Client and this document does not exonerate parties to a transaction from exercising all their rights and obligations under the transaction documents. This document cannot be reproduced except in full, without prior written approval of the Company. Any unauthorized alteration, forgery or falsification of the content or appearance of this document is unlawful and offenders may be prosecuted to the fullest extent of the law. Unless otherwise stated the results shown in this test report refer only to the sample(s) tested and such sample(s) are retained for 30 days only.

Attention: To check the authenticity of testing /inspection report & certificate, please contact us at telephone: (86-755) 8307 1443, or email: CN.Doccheck@sgs.com

NO.588 West Jindu Road, Songjiang District, Shanghai China 201612 t (86-21) 61915666 f (86-21) 61915678 www.sgsgroup.com.cn
中国·上海·松江区金都西路588号 邮编: 201612 t (86-21) 61915666 f (86-21) 61915678 sgs.china@sgs.com

Test Mode: 01; Polarity: Vertical; Modulation:802.11b; Bandwidth:20MHz; Channel:High



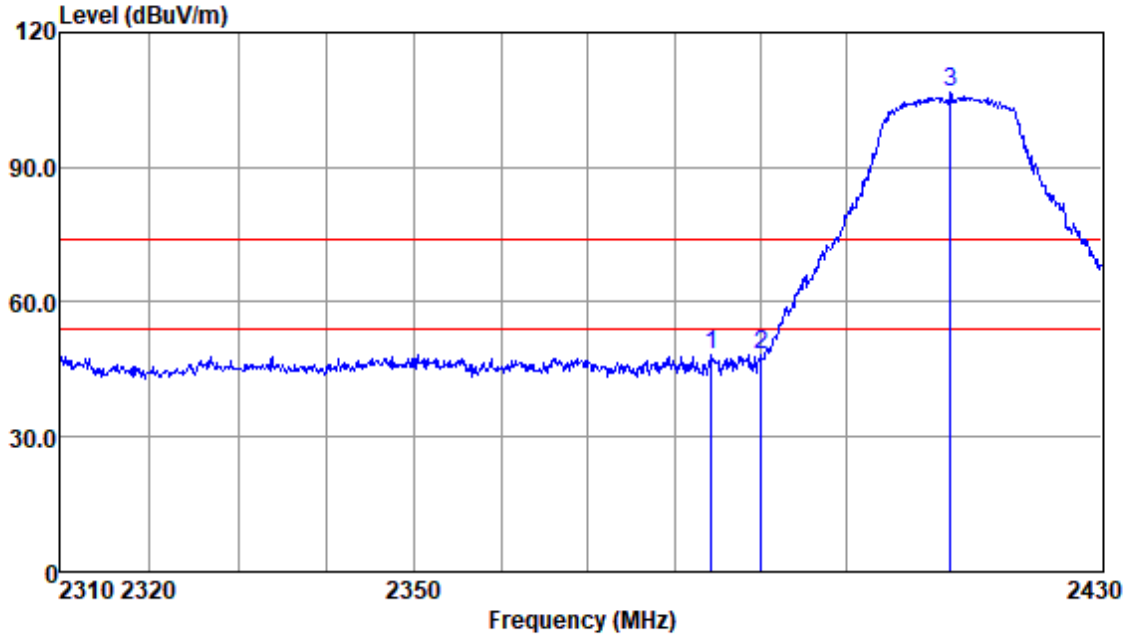
Antenna Polarity :VERTICAL

Freq	Read Level	Antenna Factor	Cable Loss	Preamplifier Factor	Emission Level	Limit Line	Over Limit	Remark
MHz	dBuV	dB/m	dB	dB	dBuV/m	dBuV/m	dB	
2461.89	106.11	29.05	3.16	35.24	103.08	74.00	29.08	Peak
2483.50	51.53	29.09	3.20	35.26	48.56	74.00	-25.44	Peak
2506.81	51.36	29.13	3.27	35.28	48.48	74.00	-25.52	Peak

Note:Emission Level=Read Level+Antenna Factor+Cable loss-Preamplifier Factor



Test Mode: 01; Polarity: Horizontal; Modulation:802.11g; Bandwidth:20MHz; Channel:Low



Antenna Polarity :HORIZONTAL

Freq	Read Level	Antenna Factor	Cable Loss	Preamplifier Factor	Emission Level	Limit Line	Over Limit	Remark
MHz	dBuV	dB/m	dB	dB	dBuV/m	dBuV/m	dB	
2384.29	51.34	28.80	3.14	35.18	48.10	74.00	-25.90	Peak
2390.00	51.55	28.80	3.13	35.18	48.30	74.00	-25.70	Peak
2412.10	109.97	28.90	3.13	35.20	106.80	74.00	32.80	Peak

Note:Emission Level=Read Level+Antenna Factor+Cable loss-Preamplifier Factor



SGS-CSTC Standards Technical Services (Shanghai) Co., Ltd.
EEC EMC Lab

Unless otherwise agreed in writing, this document is issued by the Company subject to its General Conditions of Service printed overleaf, available on request or accessible at <https://www.sgs.com/en/Terms-and-Conditions>. Attention is drawn to the limitation of liability, indemnification and jurisdiction issues defined therein. Any holder of this document is advised that information contained hereon reflects the Company's findings at the time of its intervention only and within the limits of Client's instructions, if any. The Company's sole responsibility is to its Client and this document does not exonerate parties to a transaction from exercising all their rights and obligations under the transaction documents. This document cannot be reproduced except in full, without prior written approval of the Company. Any unauthorized alteration, forgery or falsification of the content or appearance of this document is unlawful and offenders may be prosecuted to the fullest extent of the law. Unless otherwise stated the results shown in this test report refer only to the sample(s) tested and such sample(s) are retained for 30 days only.

Attention: To check the authenticity of testing /inspection report & certificate, please contact us at telephone: (86-755) 8307 1443, or email: CN.Doccheck@sgs.com

NO.588 West Jindu Road, Songjiang District, Shanghai China 201612

中国·上海·松江区金都西路588号 邮编: 201612

t (86-21) 61915666

t (86-21) 61915666

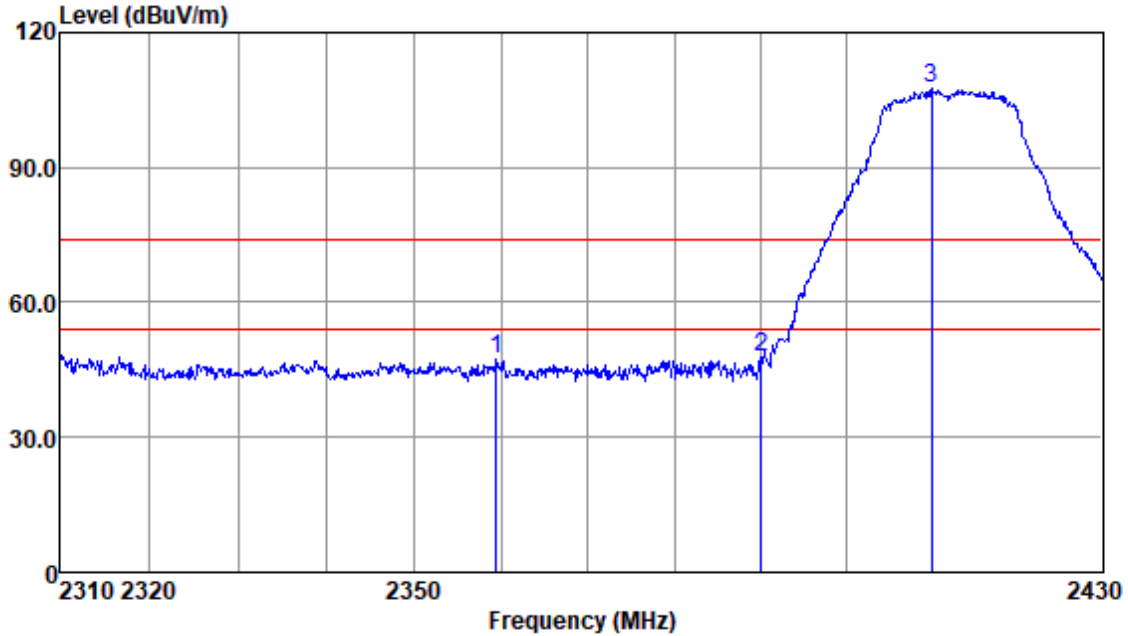
f (86-21) 61915678

f (86-21) 61915678

www.sgsgroup.com.cn

sgs.china@sgs.com

Test Mode: 01; Polarity: Vertical; Modulation: 802.11g; Bandwidth: 20MHz; Channel: Low



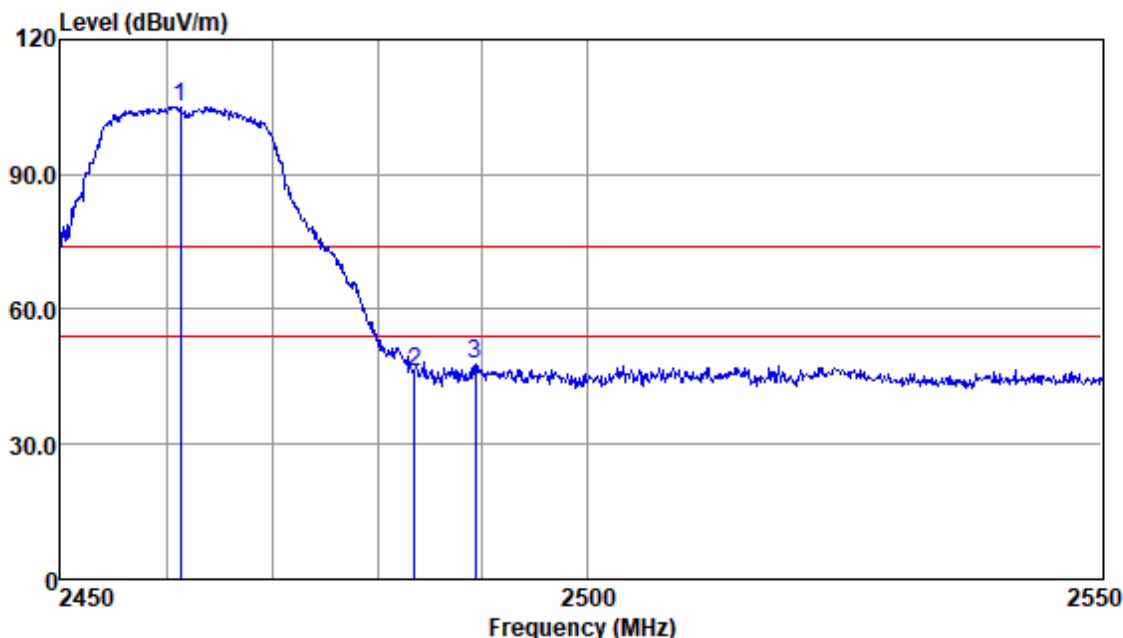
Antenna Polarity : VERTICAL

Freq	Read Level	Antenna Factor	Cable Loss	Preamplifier Factor	Emission Level	Limit Line	Over Limit	Remark
MHz	dBuV	dB/m	dB	dB	dBuV/m	dBuV/m	dB	
2359.42	50.76	28.66	3.14	35.16	47.40	74.00	-26.60	Peak
2390.00	51.16	28.80	3.13	35.18	47.91	74.00	-26.09	Peak
2409.90	110.81	28.89	3.13	35.20	107.63	74.00	33.63	Peak

Note: Emission Level = Read Level + Antenna Factor + Cable loss - Preamplifier Factor



Test Mode: 01; Polarity: Horizontal; Modulation:802.11g; Bandwidth:20MHz; Channel:High



Antenna Polarity :HORIZONTAL

Freq	Read Level	Antenna Factor	Cable Loss	Preamplifier Factor	Emission Level	Limit Line	Over Limit	Remark
MHz	dBuV	dB/m	dB	dB	dBuV/m	dBuV/m	dB	
2461.30	108.11	29.05	3.16	35.24	105.08	74.00	31.08	Peak
2483.50	49.08	29.09	3.20	35.26	46.11	74.00	-27.89	Peak
2489.32	50.54	29.10	3.23	35.26	47.61	74.00	-26.39	Peak

Note:Emission Level=Read Level+Antenna Factor+Cable loss-Preamplifier Factor



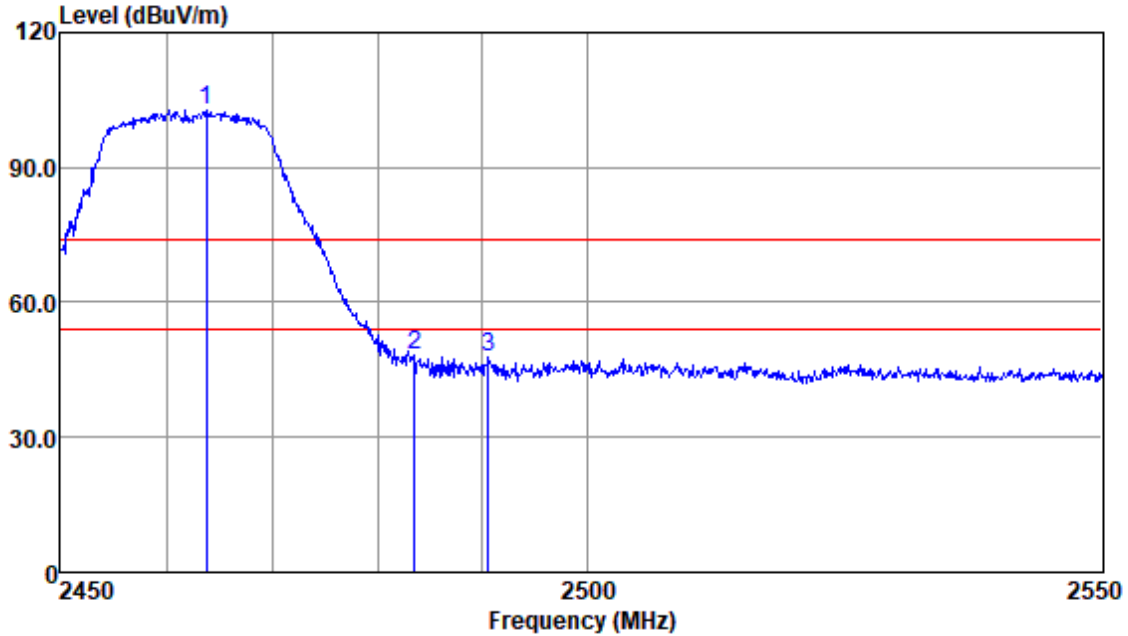
SGS-CSTC Standards Technical Services (Shanghai) Co., Ltd.
EEC EMC Lab

Unless otherwise agreed in writing, this document is issued by the Company subject to its General Conditions of Service printed overleaf, available on request or accessible at <https://www.sgs.com/en/Terms-and-Conditions>. Attention is drawn to the limitation of liability, indemnification and jurisdiction issues defined therein. Any holder of this document is advised that information contained hereon reflects the Company's findings at the time of its intervention only and within the limits of Client's instructions, if any. The Company's sole responsibility is to its Client and this document does not exonerate parties to a transaction from exercising all their rights and obligations under the transaction documents. This document cannot be reproduced except in full, without prior written approval of the Company. Any unauthorized alteration, forgery or falsification of the content or appearance of this document is unlawful and offenders may be prosecuted to the fullest extent of the law. Unless otherwise stated the results shown in this test report refer only to the sample(s) tested and such sample(s) are retained for 30 days only.

Attention: To check the authenticity of testing /inspection report & certificate, please contact us at telephone: (86-755) 8307 1443, or email: CN.Doccheck@sgs.com

NO.588 West Jindu Road, Songjiang District, Shanghai China 201612 t (86-21) 61915666 f (86-21) 61915678 www.sgs.com.cn
中国·上海·松江区金都西路588号 邮编: 201612 t (86-21) 61915666 f (86-21) 61915678 sgs.china@sgs.com

Test Mode: 01; Polarity: Vertical; Modulation:802.11g; Bandwidth:20MHz; Channel:High



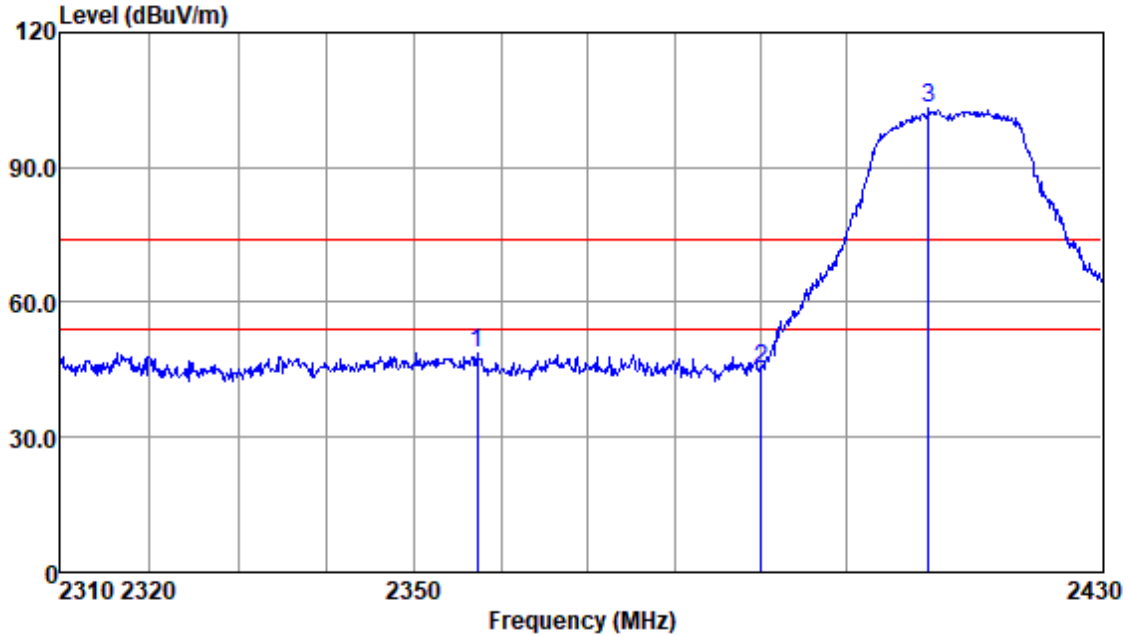
Antenna Polarity :VERTICAL

Freq	Read Level	Antenna Factor	Cable Loss	Preamplifier Factor	Emission Level	Limit	Over Limit	Remark
MHz	dBuV	dB/m	dB	dB	dBuV/m	dBuV/m	dB	
2463.76	105.90	29.05	3.16	35.24	102.87	74.00	28.87	Peak
2483.50	51.37	29.09	3.20	35.26	48.40	74.00	-25.60	Peak
2490.62	50.94	29.10	3.23	35.26	48.01	74.00	-25.99	Peak

Note:Emission Level=Read Level+Antenna Factor+Cable loss-Preamplifier Factor



Test Mode: 01; Polarity: Horizontal; Modulation:802.11n; Bandwidth:20MHz; Channel:Low



Antenna Polarity :HORIZONTAL

Freq	Read Level	Antenna Factor	Cable Loss	Preamplifier Factor	Emission Level	Limit Line	Over Limit	Remark
MHz	dBuV	dB/m	dB	dB	dBuV/m	dBuV/m	dB	
2357.27	51.87	28.66	3.14	35.16	48.51	74.00	-25.49	Peak
2390.00	48.58	28.80	3.13	35.18	45.33	74.00	-28.67	Peak
2409.54	106.21	28.89	3.13	35.20	103.03	74.00	29.03	Peak

Note:Emission Level=Read Level+Antenna Factor+Cable loss-Preamplifier Factor



SGS-CSTC Standards Technical Services (Shanghai) Co., Ltd.
EEC EMC Lab

Unless otherwise agreed in writing, this document is issued by the Company subject to its General Conditions of Service printed overleaf, available on request or accessible at <https://www.sgs.com/en/Terms-and-Conditions>. Attention is drawn to the limitation of liability, indemnification and jurisdiction issues defined therein. Any holder of this document is advised that information contained hereon reflects the Company's findings at the time of its intervention only and within the limits of Client's instructions, if any. The Company's sole responsibility is to its Client and this document does not exonerate parties to a transaction from exercising all their rights and obligations under the transaction documents. This document cannot be reproduced except in full, without prior written approval of the Company. Any unauthorized alteration, forgery or falsification of the content or appearance of this document is unlawful and offenders may be prosecuted to the fullest extent of the law. Unless otherwise stated the results shown in this test report refer only to the sample(s) tested and such sample(s) are retained for 30 days only.

Attention: To check the authenticity of testing /inspection report & certificate, please contact us at telephone: (86-755) 8307 1443, or email: CN.Doccheck@sgs.com

NO.588 West Jindu Road, Songjiang District, Shanghai China 201612

中国·上海·松江区金都西路588号 邮编: 201612

t (86-21) 61915666

t (86-21) 61915666

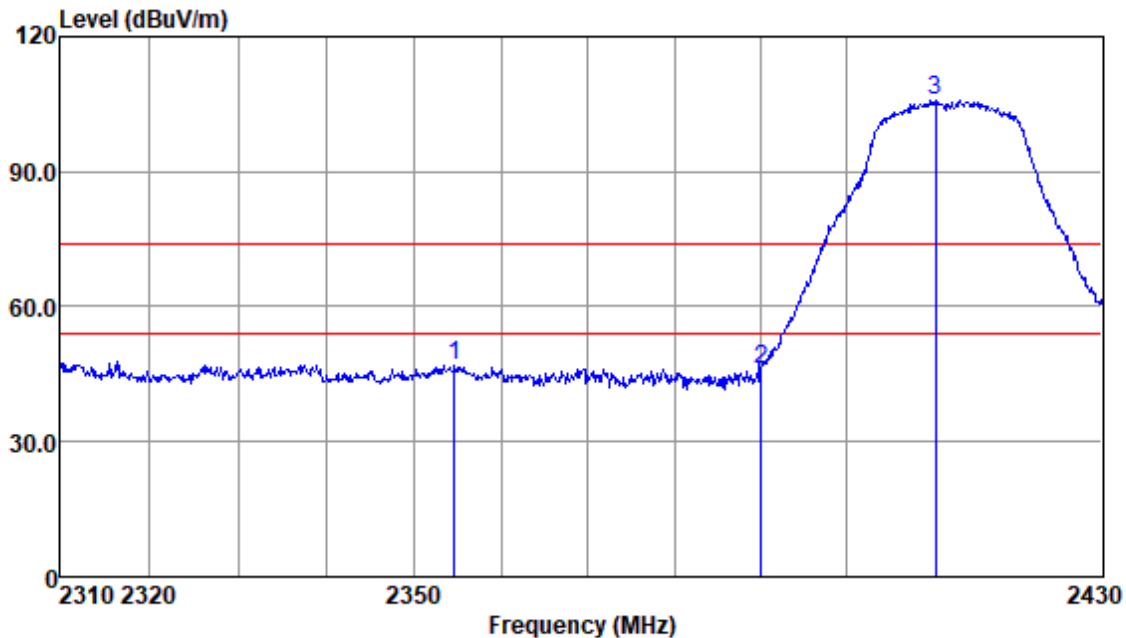
f (86-21) 61915678

f (86-21) 61915678

www.sgsgroup.com.cn

sgs.china@sgs.com

Test Mode: 01; Polarity: Vertical; Modulation:802.11n; Bandwidth:20MHz; Channel:Low



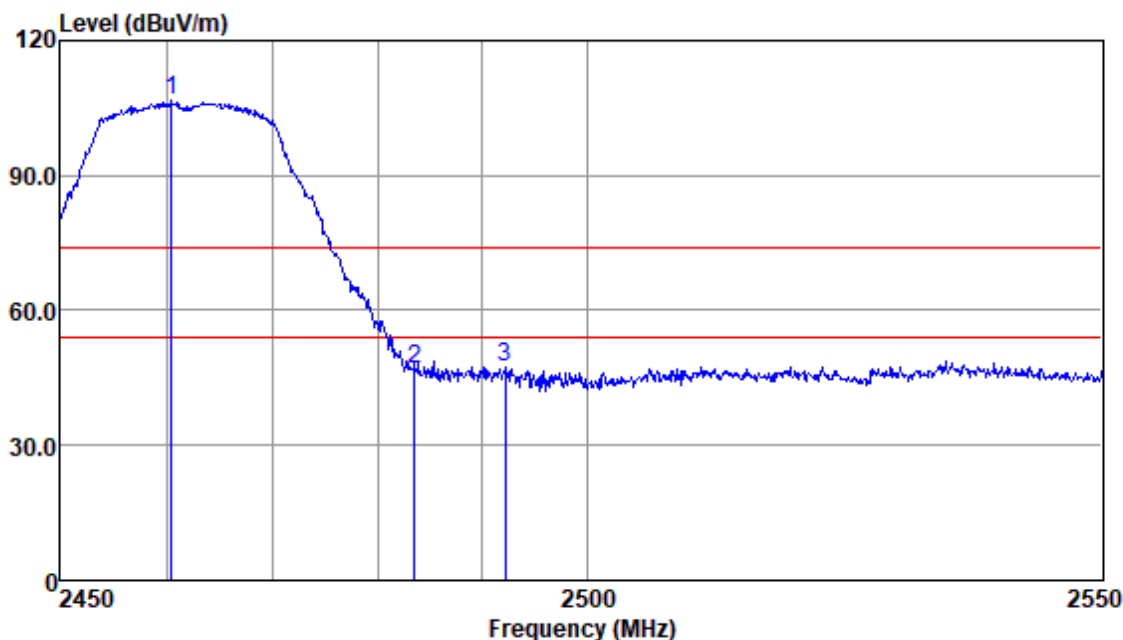
Antenna Polarity :VERTICAL

Freq	Read Level	Antenna Factor	Cable Loss	Preamplifier Factor	Emission Level	Limit	Over Limit	Remark
MHz	dBuV	dB/m	dB	dB	dBuV/m	dBuV/m	dB	
2354.65	50.30	28.61	3.14	35.15	46.90	74.00	-27.10	Peak
2390.00	49.40	28.80	3.13	35.18	46.15	74.00	-27.85	Peak
2410.39	108.98	28.89	3.13	35.20	105.80	74.00	31.80	Peak

Note:Emission Level=Read Level+Antenna Factor+Cable loss-Preamplifier Factor



Test Mode: 01; Polarity: Horizontal; Modulation:802.11n; Bandwidth:20MHz; Channel:High



Antenna Polarity :HORIZONTAL

Freq	Read Level	Antenna Factor	Cable Loss	Preamplifier Factor	Emission Level	Limit Line	Over Limit	Remark
MHz	dBuV	dB/m	dB	dB	dBuV/m	dBuV/m	dB	
2460.51	109.63	29.05	3.16	35.24	106.60	74.00	32.60	Peak
2483.50	49.73	29.09	3.20	35.26	46.76	74.00	-27.24	Peak
2492.21	50.34	29.10	3.23	35.26	47.41	74.00	-26.59	Peak

Note:Emission Level=Read Level+Antenna Factor+Cable loss-Preamplifier Factor



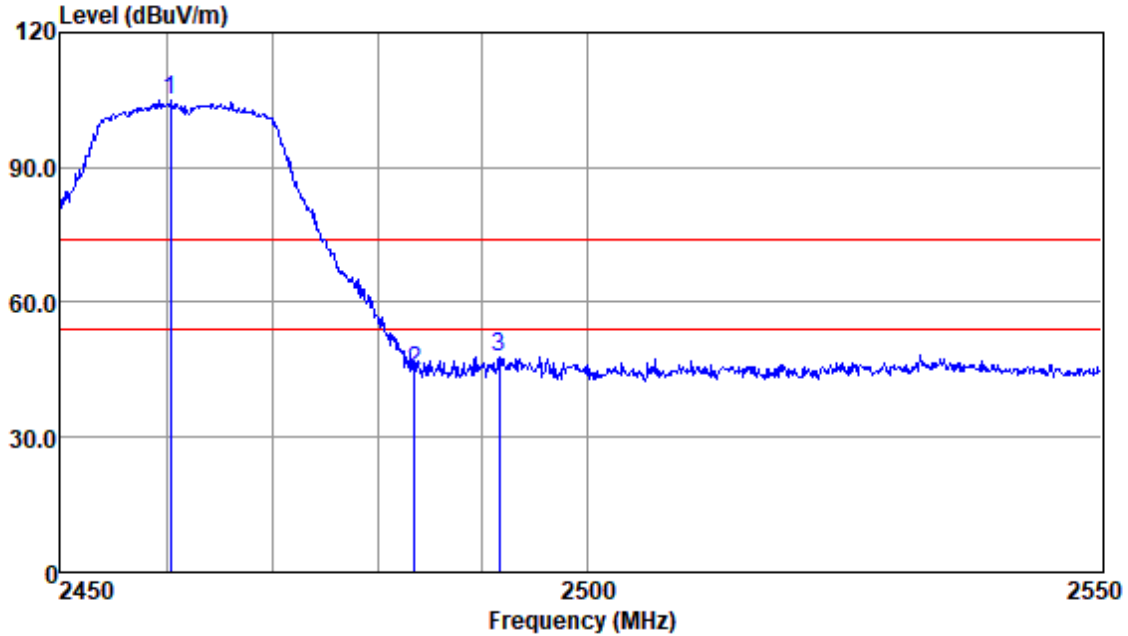
SGS-CSTC Standards Technical Services (Shanghai) Co., Ltd.
EEC EMC Lab

Unless otherwise agreed in writing, this document is issued by the Company subject to its General Conditions of Service printed overleaf, available on request or accessible at <https://www.sgs.com/en/Terms-and-Conditions>. Attention is drawn to the limitation of liability, indemnification and jurisdiction issues defined therein. Any holder of this document is advised that information contained hereon reflects the Company's findings at the time of its intervention only and within the limits of Client's instructions, if any. The Company's sole responsibility is to its Client and this document does not exonerate parties to a transaction from exercising all their rights and obligations under the transaction documents. This document cannot be reproduced except in full, without prior written approval of the Company. Any unauthorized alteration, forgery or falsification of the content or appearance of this document is unlawful and offenders may be prosecuted to the fullest extent of the law. Unless otherwise stated the results shown in this test report refer only to the sample(s) tested and such sample(s) are retained for 30 days only.

Attention: To check the authenticity of testing /inspection report & certificate, please contact us at telephone: (86-755) 8307 1443, or email: CN.Doccheck@sgs.com

NO.588 West Jindu Road, Songjiang District, Shanghai China 201612 t (86-21) 61915666 f (86-21) 61915678 www.sgsgroup.com.cn
中国·上海·松江区金都西路588号 邮编: 201612 t (86-21) 61915666 f (86-21) 61915678 sgs.china@sgs.com

Test Mode: 01; Polarity: Vertical; Modulation:802.11n; Bandwidth:20MHz; Channel:High



Antenna Polarity :VERTICAL

Freq	Read Level	Antenna Factor	Cable Loss	Preamplifier Factor	Emission Level	Limit Line	Over Limit	Remark
MHz	dBuV	dB/m	dB	dB	dBuV/m	dBuV/m	dB	
2460.41	107.94	29.04	3.16	35.24	104.90	74.00	30.90	Peak
2483.50	47.66	29.09	3.20	35.26	44.69	74.00	-29.31	Peak
2491.61	50.95	29.10	3.23	35.26	48.02	74.00	-25.98	Peak

Note:Emission Level=Read Level+Antenna Factor+Cable loss-Preamplifier Factor



7.8 Radiated Spurious Emissions Below 1GHz

Test Requirement 47 CFR Part 15, Subpart C 15.205 & 15.209

Test Method: ANSI C63.10 (2013) Section 6.4,6.5

Limit:

Frequency(MHz)	Field strength(microvolts/meter)	Measurement distance(meters)
0.009-0.490	2400/F(kHz)	300
0.490-1.705	24000/F(kHz)	30
1.705-30.0	30	30
30-88	100	3
88-216	150	3
216-960	200	3
960-1000	500	3

7.8.1 E.U.T. Operation

Operating Environment:

Temperature: 17.2 °C Humidity: 55.1 % RH Atmospheric Pressure: 1010 mbar

7.8.2 Test Mode Description

Pre-scan / Final test	Mode Code	Description
Final test	01	TX mode_Keep the EUT in continuously transmitting mode with all modulation types. All data rates for each modulation type have been tested and found the data rate @ 1Mbps is the worst case of IEEE 802.11b; data rate @ 6Mbps is the worst case of IEEE 802.11g; data rate @ 6.5Mbps is the worst case of IEEE 802.11n(HT20), final test modes are considering the modulation and worse data rates. Only the data of worst case is recorded in the report.

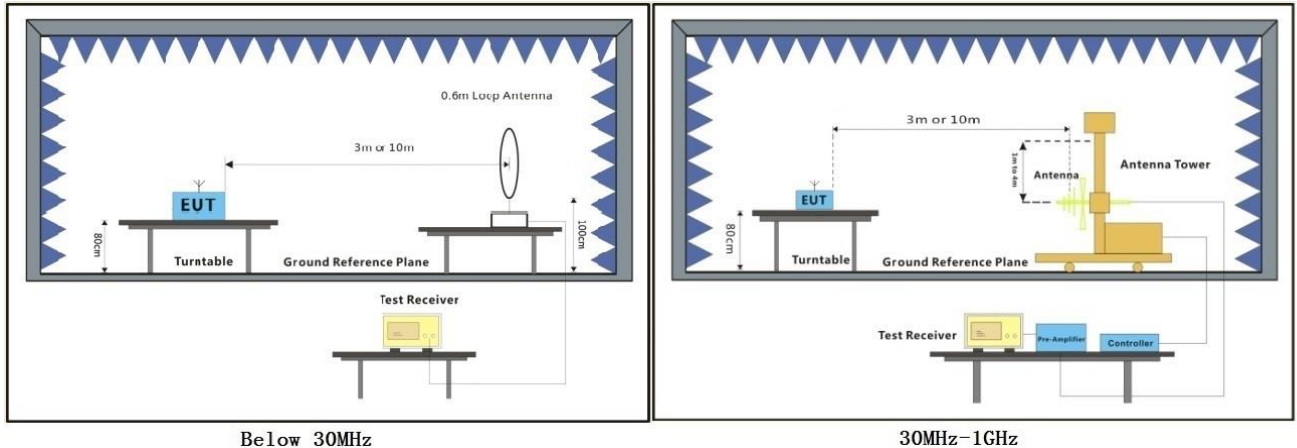

SGS-CSTC Standards Technical Services (Shanghai) Co., Ltd.
EEC EMC Lab

Unless otherwise agreed in writing, this document is issued by the Company subject to its General Conditions of Service printed overleaf, available on request or accessible at <https://www.sgs.com/en/Terms-and-Conditions>. Attention is drawn to the limitation of liability, indemnification and jurisdiction issues defined therein. Any holder of this document is advised that information contained hereon reflects the Company's findings at the time of its intervention only and within the limits of Client's instructions, if any. The Company's sole responsibility is to its Client and this document does not exonerate parties to a transaction from exercising all their rights and obligations under the transaction documents. This document cannot be reproduced except in full, without prior written approval of the Company. Any unauthorized alteration, forgery or falsification of the content or appearance of this document is unlawful and offenders may be prosecuted to the fullest extent of the law. Unless otherwise stated the results shown in this test report refer only to the sample(s) tested and such sample(s) are retained for 30 days only.

Attention: To check the authenticity of testing /inspection report & certificate, please contact us at telephone: (86-755) 8307 1443, or email: CN.Doccheck@sgs.com

NO.588 West Jindu Road, Songjiang District, Shanghai China 201612 t (86-21) 61915666 f (86-21) 61915678 www.sgsgroup.com.cn
中国·上海·松江区金都西路588号 邮编: 201612 t (86-21) 61915666 f (86-21) 61915678 sgs.china@sgs.com

7.8.3 Test Setup Diagram



7.8.4 Measurement Procedure and Data

- For below 1GHz, the EUT was placed on the top of a rotating table 0.8 meters above the ground at a 3 or 10 meter semi-anechoic chamber. The table was rotated 360 degrees to determine the position of the highest radiation.
- The EUT was set 3 or 10 meters away from the interference-receiving antenna, which was mounted on the top of a variable-height antenna tower.
- The antenna height is varied from one meter to four meters above the ground to determine the maximum value of the field strength. Both horizontal and vertical polarizations of the antenna are set to make the measurement.
- For each suspected emission, the EUT was arranged to its worst case and then the antenna was tuned to heights from 1 meter to 4 meters (for the test frequency of below 30MHz, the antenna was tuned to heights 1 meter) and the rotatable table was turned from 0 degrees to 360 degrees to find the maximum reading.
- The test-receiver system was set to Peak Detect Function and Specified Bandwidth with Maximum Hold Mode.
- If the emission level of the EUT in peak mode was 10dB lower than the limit specified, then testing could be stopped and the peak values of the EUT would be reported. Otherwise the emissions that did not have 10dB margin would be re-tested one by one using quasi-peak method as specified and then reported in a data sheet.
- Test the EUT in the lowest channel, the middle channel, the Highest channel.
- The radiation measurements are performed in X, Y, Z axis positioning for Transmitting mode, and found the X axis positioning which it is the worst case.
- Repeat above procedures until all frequencies measured was complete.

Remark:

- Level= Read Level+ Cable Loss+ Antenna Factor- Preamp Factor
- Scan from 9kHz to 30MHz, the disturbance below 30MHz was very low. The points marked on above plots are the highest emissions could be found when testing, so only above points had been displayed. The amplitude of spurious emissions from the radiator which are attenuated more than 20dB below the limit need not be reported.
- The disturbance below 1GHz was very low and the harmonics were the highest point could be found when testing, so only the above harmonics had been displayed.



SGS-CSTC Standards Technical Services (Shanghai) Co., Ltd.
EEC EMC Lab

Unless otherwise agreed in writing, this document is issued by the Company subject to its General Conditions of Service printed overleaf, available on request or accessible at <https://www.sgs.com/en/Terms-and-Conditions>. Attention is drawn to the limitation of liability, indemnification and jurisdiction issues defined therein. Any holder of this document is advised that information contained hereon reflects the Company's findings at the time of its intervention only and within the limits of Client's instructions, if any. The Company's sole responsibility is to its Client and this document does not exonerate parties to a transaction from exercising all their rights and obligations under the transaction documents. This document cannot be reproduced except in full, without prior written approval of the Company. Any unauthorized alteration, forgery or falsification of the content or appearance of this document is unlawful and offenders may be prosecuted to the fullest extent of the law. Unless otherwise stated the results shown in this test report refer only to the sample(s) tested and such sample(s) are retained for 30 days only.

Attention: To check the authenticity of testing / inspection report & certificate, please contact us at telephone: (86-755) 8307 1443, or email: CN.Doccheck@sgs.com

NO.588 West Jindu Road, Songjiang District, Shanghai China 201612

中国·上海·松江区金都西路588号 邮编: 201612

t (86-21) 61915666

t (86-21) 61915666

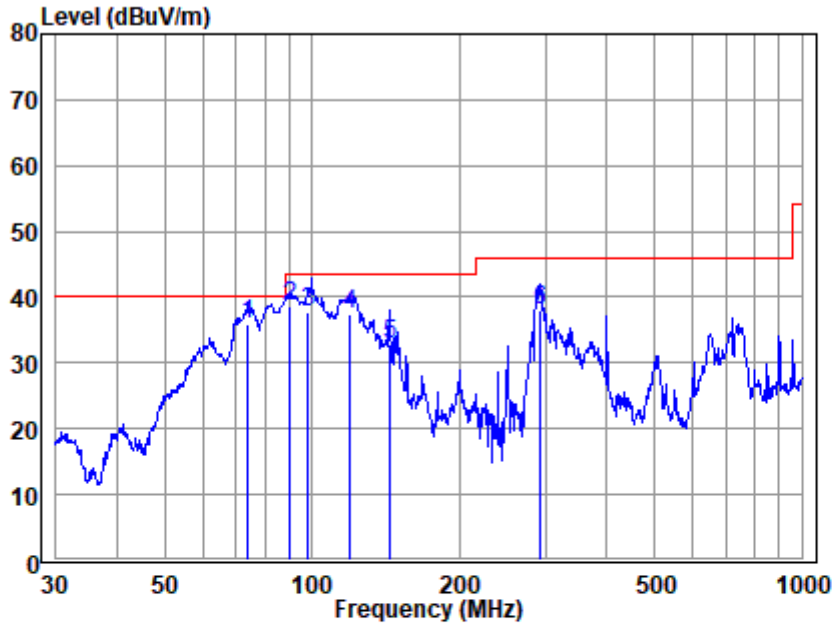
f (86-21) 61915678

f (86-21) 61915678

www.sgsgroup.com.cn

sgs.china@sgs.com

Test Mode: 01; Polarity: Horizontal



Antenna Polarity :Horizontal
EUT/Project :0496HS
Test mode :01

	Freq	Read Level	Antenna Factor	Cable Loss	Preamp Factor	Emission Level	Limit Line	Over Limit	Remark
	MHz	dBuv	dB/m	dB	dB	dBuv/m	dBuv/m	dB	
1	74.14	57.17	10.61	1.57	33.56	35.79	40.00	-4.21	QP
2	90.22	62.47	7.83	1.86	33.60	38.56	43.50	-4.94	QP
3	97.75	60.70	8.73	1.85	33.60	37.68	43.50	-5.82	QP
4	119.86	57.89	11.02	2.06	33.56	37.41	43.50	-6.09	QP
5	143.83	50.94	13.11	2.46	33.51	33.00	43.50	-10.50	QP
6	292.06	54.17	13.38	3.57	33.02	38.10	46.00	-7.90	QP

Note: Emission Level=Read Level+Antenna Factor+Cable loss-Preamp Factor



SGS-CSTC Standards Technical Services (Shanghai) Co., Ltd.
EEC EMC Lab

Unless otherwise agreed in writing, this document is issued by the Company subject to its General Conditions of Service printed overleaf, available on request or accessible at <https://www.sgs.com/en/Terms-and-Conditions>. Attention is drawn to the limitation of liability, indemnification and jurisdiction issues defined therein. Any holder of this document is advised that information contained hereon reflects the Company's findings at the time of its intervention only and within the limits of Client's instructions, if any. The Company's sole responsibility is to its Client and this document does not exonerate parties to a transaction from exercising all their rights and obligations under the transaction documents. This document cannot be reproduced except in full, without prior written approval of the Company. Any unauthorized alteration, forgery or falsification of the content or appearance of this document is unlawful and offenders may be prosecuted to the fullest extent of the law. Unless otherwise stated the results shown in this test report refer only to the sample(s) tested and such sample(s) are retained for 30 days only.

Attention: To check the authenticity of testing /inspection report & certificate, please contact us at telephone: (86-755) 8307 1443, or email: CN.Doccheck@sgs.com

NO.588 West Jindu Road, Songjiang District, Shanghai China 201612

中国·上海·松江区金都西路588号 邮编: 201612

t (86-21) 61915666

t (86-21) 61915666

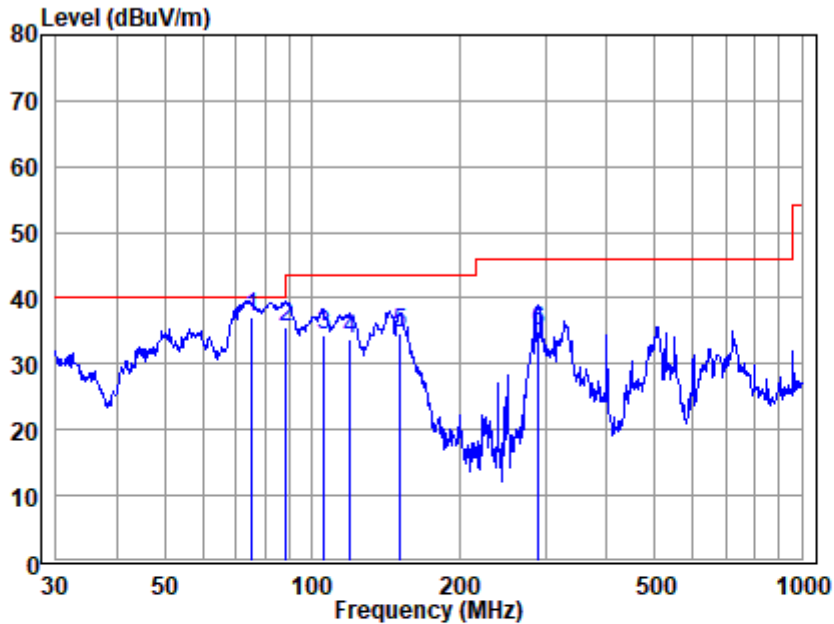
f (86-21) 61915678

f (86-21) 61915678

www.sgsgroup.com.cn

sgs.china@sgs.com

Test Mode: 01; Polarity: Vertical



Antenna Polarity :Vertical
EUT/Project :0496HS
Test mode :01

	Freq	Read Level	Antenna Factor	Cable Loss	Preamp Factor	Emission Level	Limit Line	Over Limit	Remark
	MHz	dBuV	dB/m	dB	dB	dBuV/m	dBuV/m	dB	
1	74.94	58.70	10.42	1.60	33.55	37.17	40.00	-2.83	QP
2	88.34	59.43	7.77	1.86	33.58	35.48	43.50	-8.02	QP
3	105.27	56.36	9.70	1.94	33.59	34.41	43.50	-9.09	QP
4	119.02	54.35	10.96	2.06	33.56	33.81	43.50	-9.69	QP
5	151.60	52.39	13.46	2.45	33.49	34.81	43.50	-8.69	QP
6	289.00	51.14	13.33	3.51	33.02	34.96	46.00	-11.04	QP

Note: Emission Level=Read Level+Antenna Factor+Cable loss-Preamp Factor



7.9 Radiated Spurious Emissions Above 1GHz

Test Requirement 47 CFR Part 15, Subpart C 15.205 & 15.209

Test Method: ANSI C63.10 (2013) Section 6.6

Limit:

Frequency(MHz)	Field strength(microvolts/meter)	Measurement distance(meters)
Above 1000	500	3

7.9.1 E.U.T. Operation

Operating Environment:

Temperature: 17.2 °C

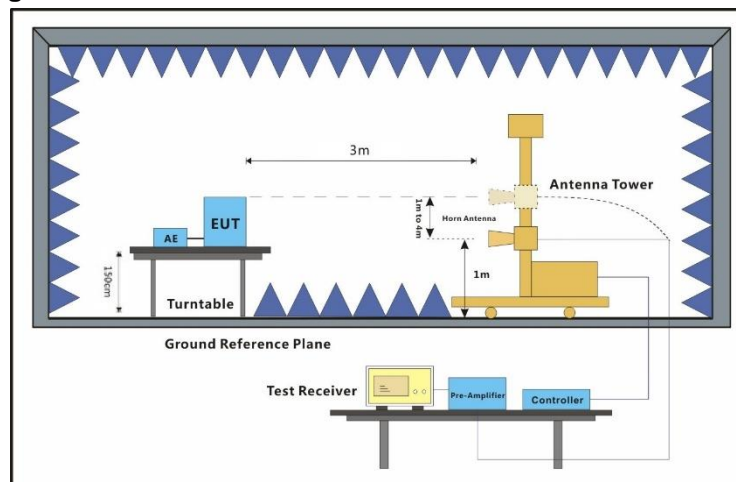
Humidity: 54.9 % RH

Atmospheric Pressure: 1010 mbar

7.9.2 Test Mode Description

Pre-scan / Final test	Mode Code	Description
Final test	01	TX mode_Keep the EUT in continuously transmitting mode with all modulation types. All data rates for each modulation type have been tested and found the data rate @ 1Mbps is the worst case of IEEE 802.11b; data rate @ 6Mbps is the worst case of IEEE 802.11g; data rate @ 6.5Mbps is the worst case of IEEE 802.11n(HT20), final test modes are considering the modulation and worse data rates. Only the data of worst case is recorded in the report.

7.9.3 Test Setup Diagram



Unless otherwise agreed in writing, this document is issued by the Company subject to its General Conditions of Service printed overleaf, available on request or accessible at <https://www.sgs.com/en/Terms-and-Conditions>. Attention is drawn to the limitation of liability, indemnification and jurisdiction issues defined therein. Any holder of this document is advised that information contained hereon reflects the Company's findings at the time of its intervention only and within the limits of Client's instructions, if any. The Company's sole responsibility is to its Client and this document does not exonerate parties to a transaction from exercising all their rights and obligations under the transaction documents. This document cannot be reproduced except in full, without prior written approval of the Company. Any unauthorized alteration, forgery or falsification of the content or appearance of this document is unlawful and offenders may be prosecuted to the fullest extent of the law. Unless otherwise stated the results shown in this test report refer only to the sample(s) tested and such sample(s) are retained for 30 days only.

Attention: To check the authenticity of testing / inspection report & certificate, please contact us at telephone: (86-755) 8307 1443, or email: CN.Doccheck@sgs.com

SGS-CSTC Standards Technical Services (Shanghai) Co., Ltd.
EEC EMC Lab

NO.588 West Jindu Road, Songjiang District, Shanghai China 201612

中国·上海·松江区金都西路588号 邮编: 201612

t (86-21) 61915666

t (86-21) 61915666

f (86-21) 61915678

f (86-21) 61915678

www.sgsgroup.com.cn

sgs.china@sgs.com

7.9.4 Measurement Procedure and Data

- a. For above 1GHz, the EUT was placed on the top of a rotating table 1.5 meters above the ground at a 3 meter fully-anechoic chamber. The table was rotated 360 degrees to determine the position of the highest radiation.
- b. The EUT was set 3 meters away from the interference-receiving antenna, which was mounted on the top of a variable-height antenna tower.
- c. The antenna height is varied from one meter to four meters above the ground to determine the maximum value of the field strength. Both horizontal and vertical polarizations of the antenna are set to make the measurement.
- d. For each suspected emission, the EUT was arranged to its worst case and then the antenna was tuned to heights from 1 meter to 4 meters (for the test frequency of below 30MHz, the antenna was tuned to heights 1 meter) and the rotatable table was turned from 0 degrees to 360 degrees to find the maximum reading.
- e. The test-receiver system was set to Peak Detect Function and Specified Bandwidth with Maximum Hold Mode.
- f. If the emission level of the EUT in peak mode was 10dB lower than the limit specified, then testing could be stopped and the peak values of the EUT would be reported. Otherwise the emissions that did not have 10dB margin would be re-tested one by one using peak or average method as specified and then reported in a data sheet.
- g. Test the EUT in the lowest channel, the middle channel, the Highest channel.
- h. The radiation measurements are performed in X, Y, Z axis positioning for Transmitting mode, and found the X axis positioning which it is the worst case.
- i. Repeat above procedures until all frequencies measured was complete.

Remark:

1. Level= Read Level+ Cable Loss+ Antenna Factor- Preamp Factor
2. Scan from 1GHz to 25GHz, the disturbance above 18GHz was very low. The points marked on above plots are the highest emissions could be found when testing, so only above points had been displayed. The amplitude of spurious emissions from the radiator which are attenuated more than 20dB below the limit need not be reported.
3. As shown in this section, for frequencies above 1GHz, the field strength limits are based on average limits. However, the peak field strength of any emission shall not exceed the maximum permitted average limits specified above by more than 20 dB under any condition of modulation. For the emissions whose peak level is lower than the average limit, only the peak measurement is shown in the report.



Unless otherwise agreed in writing, this document is issued by the Company subject to its General Conditions of Service printed overleaf, available on request or accessible at <https://www.sgs.com/en/Terms-and-Conditions>. Attention is drawn to the limitation of liability, indemnification and jurisdiction issues defined therein. Any holder of this document is advised that information contained hereon reflects the Company's findings at the time of its intervention only and within the limits of Client's instructions, if any. The Company's sole responsibility is to its Client and this document does not exonerate parties to a transaction from exercising all their rights and obligations under the transaction documents. This document cannot be reproduced except in full, without prior written approval of the Company. Any unauthorized alteration, forgery or falsification of the content or appearance of this document is unlawful and offenders may be prosecuted to the fullest extent of the law. Unless otherwise stated the results shown in this test report refer only to the sample(s) tested and such sample(s) are retained for 30 days only.

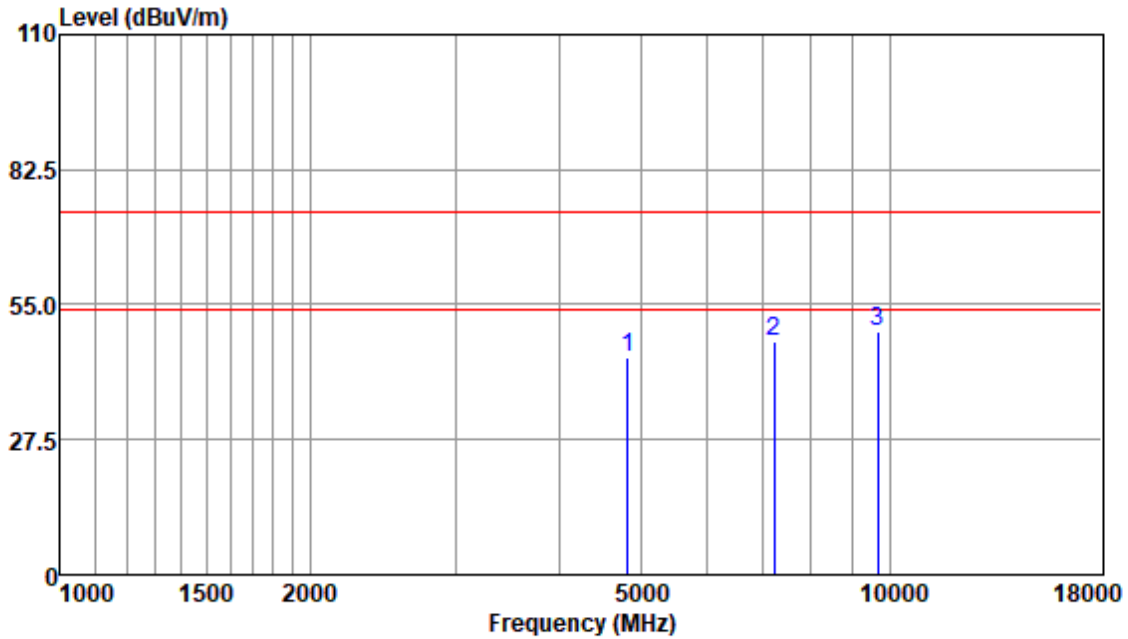
Attention: To check the authenticity of testing /inspection report & certificate, please contact us at telephone: (86-755) 8307 1443, or email: CN.Doccheck@sgs.com

SGS-CSTC Standards Technical Services (Shanghai) Co., Ltd.
EEC EMC Lab

NO.588 West Jindu Road, Songjiang District, Shanghai China 201612
中国·上海·松江区金都西路588号 邮编: 201612

t (86-21) 61915666 f (86-21) 61915678 www.sgsgroup.com.cn
t (86-21) 61915666 f (86-21) 61915678 sgs.china@sgs.com

Test Mode: 01; Polarity: Horizontal; Modulation:802.11b; Bandwidth:20MHz; Channel:Low



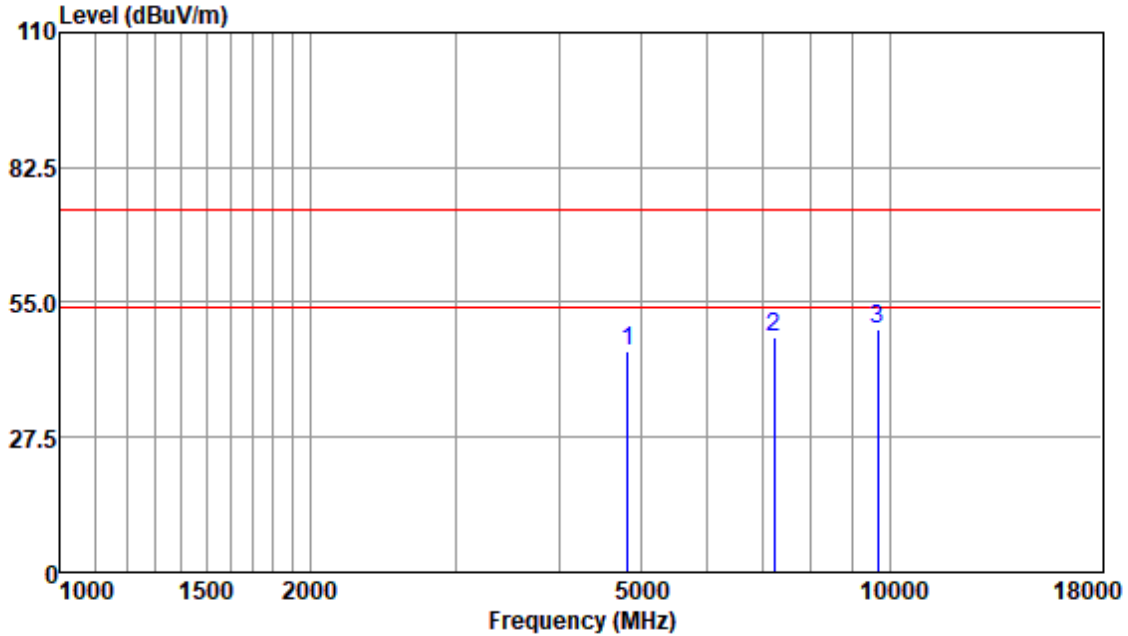
Antenna Polarity :HORIZONTAL

Freq	Read Level	Antenna Factor	Cable Loss	Preamplifier Factor	Emission Level	Limit Line	Over Limit	Remark
MHz	dBuV	dB/m	dB	dB	dBuV/m	dBuV/m	dB	
4824.00	42.87	33.60	4.58	36.79	44.26	74.00	-29.74	Peak
7236.00	40.09	36.29	6.64	35.50	47.52	74.00	-26.48	Peak
9648.00	36.64	37.71	8.58	33.56	49.37	74.00	-24.63	Peak

Note:Emission Level=Read Level+Antenna Factor+Cable loss-Preamplifier Factor



Test Mode: 01; Polarity: Vertical; Modulation:802.11b; Bandwidth:20MHz; Channel:Low



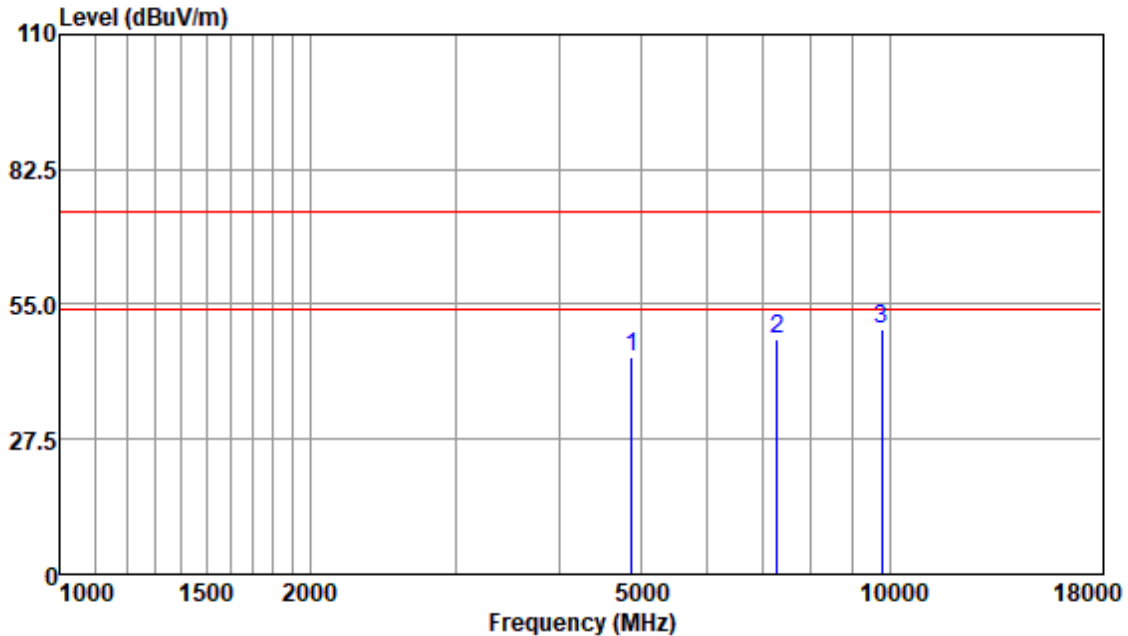
Antenna Polarity :VERTICAL

Freq	Read Level	Antenna Factor	Cable Loss	Preamplifier Factor	Emission Level	Limit Line	Over Limit	Remark
MHz	dBuV	dB/m	dB	dB	dBuV/m	dBuV/m	dB	
4824.00	43.56	33.60	4.58	36.79	44.95	74.00	-29.05	Peak
7236.00	40.59	36.29	6.64	35.50	48.02	74.00	-25.98	Peak
9648.00	36.66	37.71	8.58	33.56	49.39	74.00	-24.61	Peak

Note:Emission Level=Read Level+Antenna Factor+Cable loss-Preamplifier Factor



Test Mode: 01; Polarity: Horizontal; Modulation:802.11b; Bandwidth:20MHz; Channel:middle



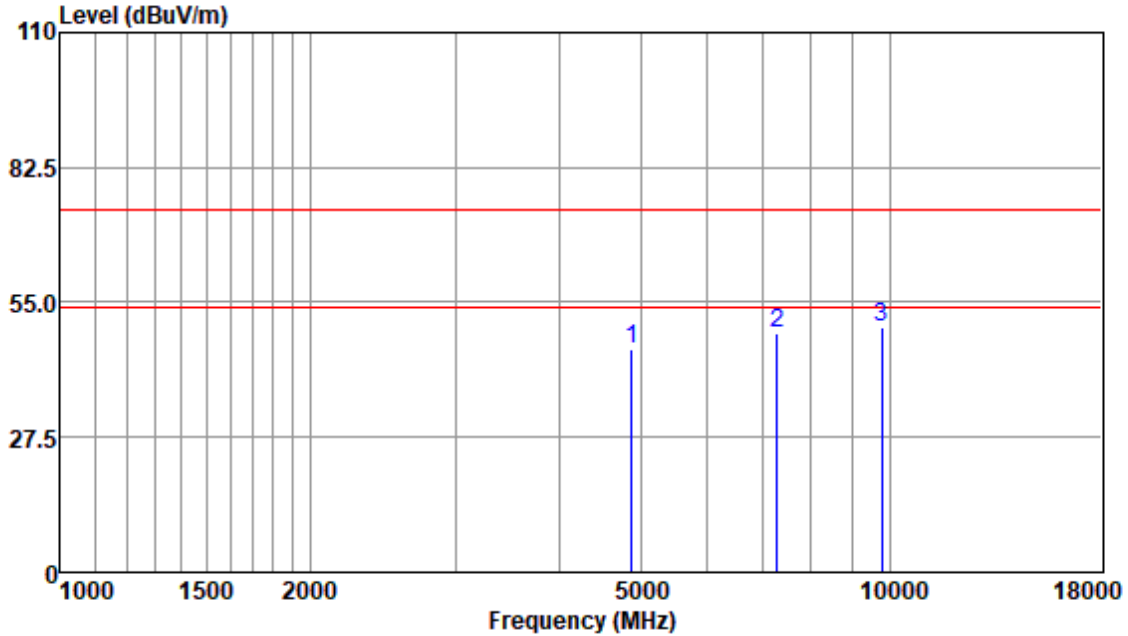
Antenna Polarity :HORIZONTAL

Freq	Read Level	Antenna Factor	Cable Loss	Preamp Factor	Emission Level	Limit Line	Over Limit	Remark
MHz	dBuv	dB/m	dB	dB	dBuv/m	dBuv/m	dB	
4874.00	42.73	33.66	4.73	36.81	44.31	74.00	-29.69	Peak
7311.00	40.57	36.32	6.60	35.44	48.05	74.00	-25.95	Peak
9748.00	37.19	37.54	8.69	33.50	49.92	74.00	-24.08	Peak

Note:Emission Level=Read Level+Antenna Factor+Cable loss-Preamp Factor



Test Mode: 01; Polarity: Vertical; Modulation:802.11b; Bandwidth:20MHz; Channel:middle



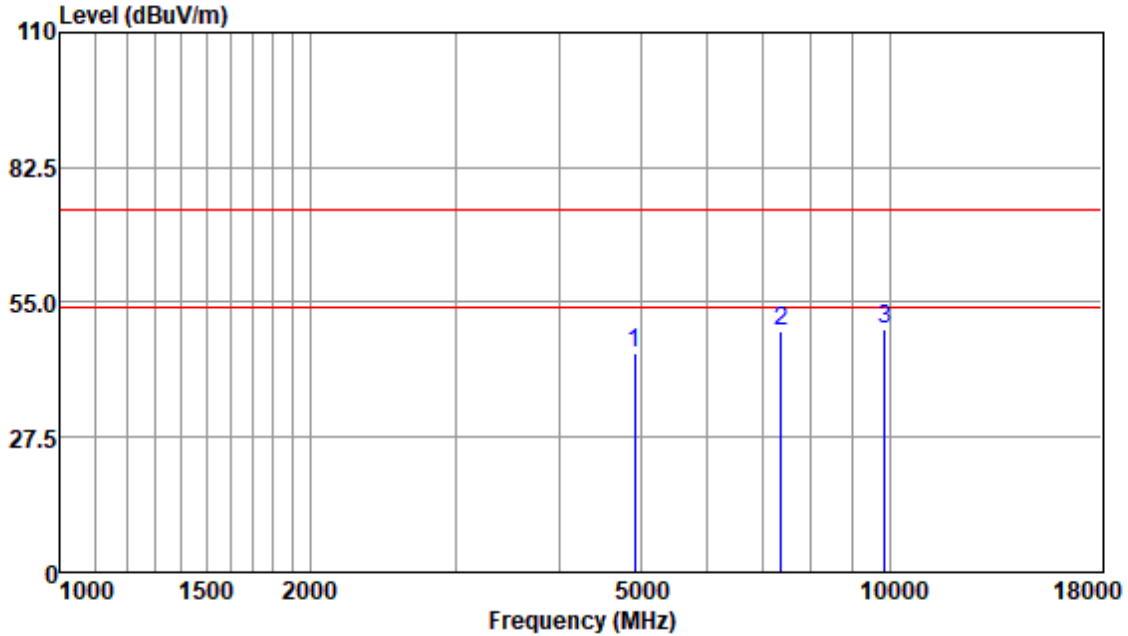
Antenna Polarity :VERTICAL

Freq	Read Level	Antenna Factor	Cable Loss	Preamp Factor	Emission Level	Limit Line	Over Limit	Remark
MHz	dBuv	dB/m	dB	dB	dBuv/m	dBuv/m	dB	
4874.00	43.81	33.66	4.73	36.81	45.39	74.00	-28.61	Peak
7311.00	41.20	36.32	6.60	35.44	48.68	74.00	-25.32	Peak
9748.00	37.08	37.54	8.69	33.50	49.81	74.00	-24.19	Peak

Note:Emission Level=Read Level+Antenna Factor+Cable loss-Preamp Factor



Test Mode: 01; Polarity: Horizontal; Modulation:802.11b; Bandwidth:20MHz; Channel:High



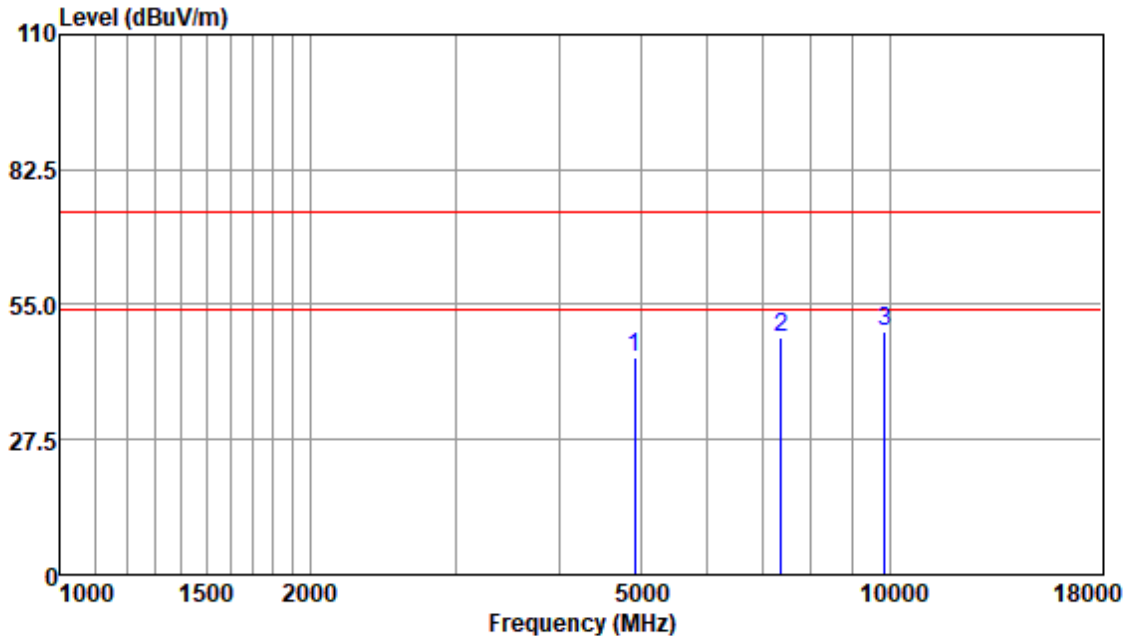
Antenna Polarity :HORIZONTAL

Freq	Read Level	Antenna Factor	Cable Loss	Preamp Factor	Emission Level	Limit	Over Limit	Remark
MHz	dBuv	dB/m	dB	dB	dBuv/m	dBuv/m	dB	
4924.00	42.98	33.64	4.88	36.82	44.68	74.00	-29.32	Peak
7386.00	41.44	36.36	6.56	35.37	48.99	74.00	-25.01	Peak
9848.00	36.71	37.60	8.78	33.45	49.64	74.00	-24.36	Peak

Note:Emission Level=Read Level+Antenna Factor+Cable loss-Preamp Factor



Test Mode: 01; Polarity: Vertical; Modulation:802.11b; Bandwidth:20MHz; Channel:High



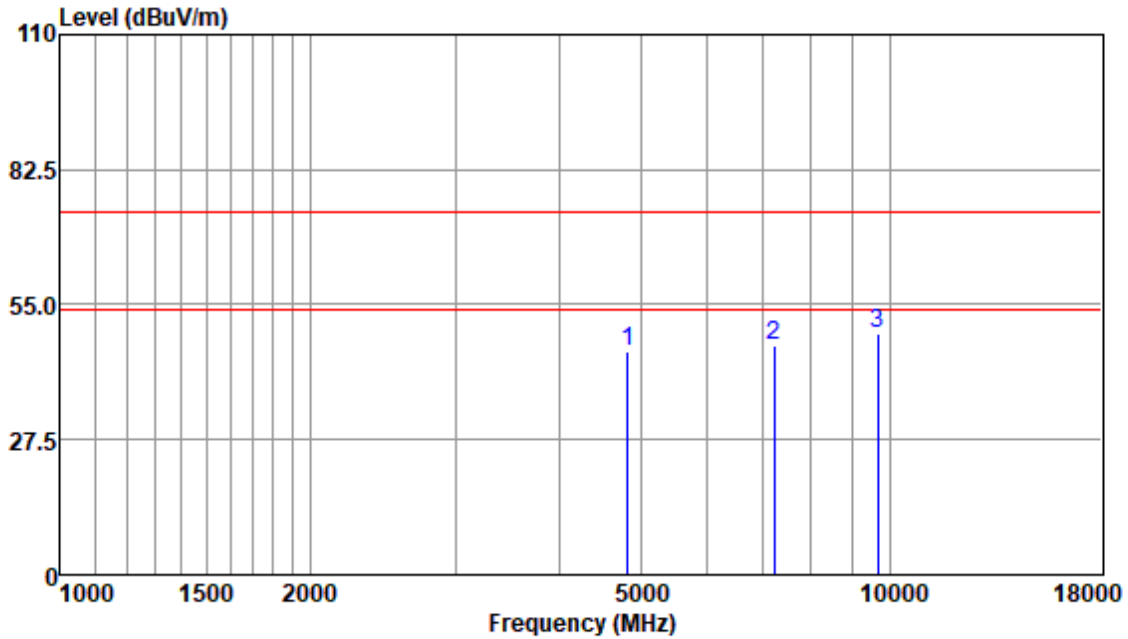
Antenna Polarity :VERTICAL

Freq	Read Level	Antenna Factor	Cable Loss	Preamp Factor	Emission Level	Limit Line	Over Limit	Remark
MHz	dBuv	dB/m	dB	dB	dBuv/m	dBuv/m	dB	
4924.00	42.51	33.64	4.88	36.82	44.21	74.00	-29.79	Peak
7386.00	40.61	36.36	6.56	35.37	48.16	74.00	-25.84	Peak
9848.00	36.42	37.60	8.78	33.45	49.35	74.00	-24.65	Peak

Note:Emission Level=Read Level+Antenna Factor+Cable loss-Preamp Factor



Test Mode: 01; Polarity: Horizontal; Modulation:802.11g; Bandwidth:20MHz; Channel:Low



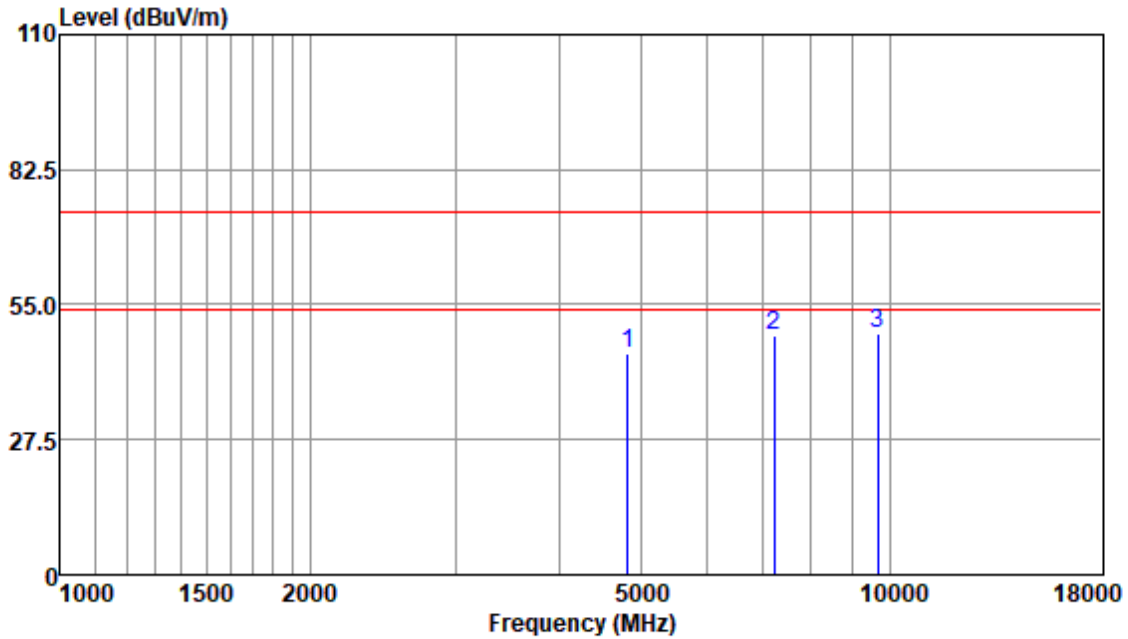
Antenna Polarity :HORIZONTAL

Freq	Read Level	Antenna Factor	Cable Loss	Preamplifier Factor	Emission Level	Limit Line	Over Limit	Remark
MHz	dBuV	dB/m	dB	dB	dBuV/m	dBuV/m	dB	
4824.00	43.94	33.60	4.58	36.79	45.33	74.00	-28.67	Peak
7236.00	39.22	36.29	6.64	35.50	46.65	74.00	-27.35	Peak
9648.00	36.35	37.71	8.58	33.56	49.08	74.00	-24.92	Peak

Note:Emission Level=Read Level+Antenna Factor+Cable loss-Preamplifier Factor



Test Mode: 01; Polarity: Vertical; Modulation:802.11g; Bandwidth:20MHz; Channel:Low



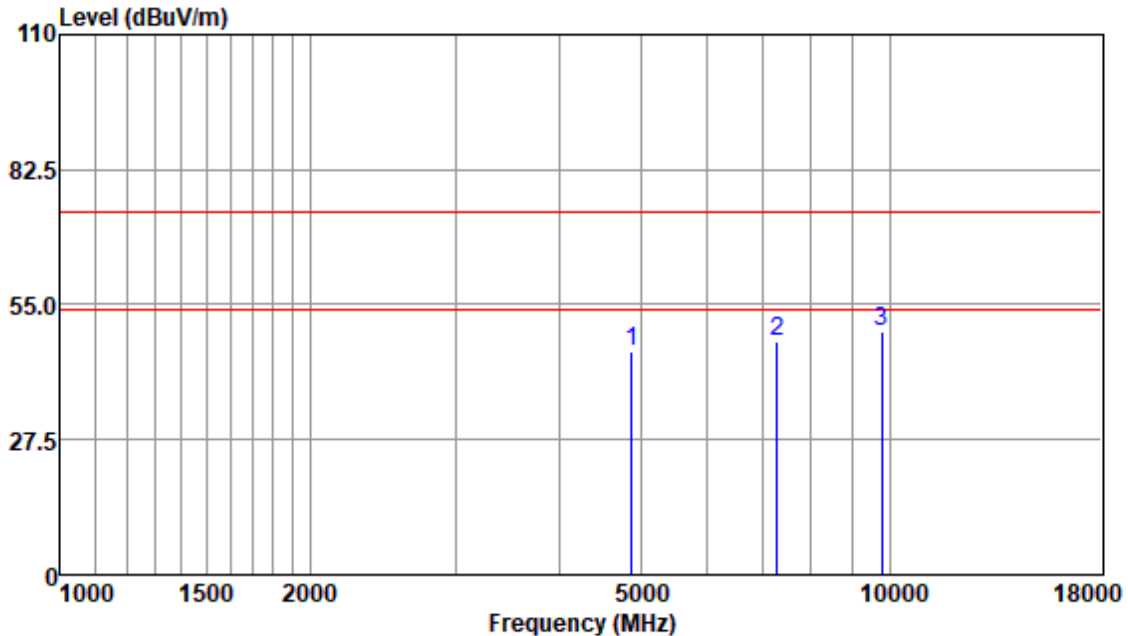
Antenna Polarity :VERTICAL

Freq	Read Level	Antenna Factor	Cable Loss	Preamp Factor	Emission Level	Limit Line	Over Limit	Remark
MHz	dBuv	dB/m	dB	dB	dBuv/m	dBuv/m	dB	
4824.00	43.54	33.60	4.58	36.79	44.93	74.00	-29.07	Peak
7236.00	41.26	36.29	6.64	35.50	48.69	74.00	-25.31	Peak
9648.00	36.58	37.71	8.58	33.56	49.31	74.00	-24.69	Peak

Note:Emission Level=Read Level+Antenna Factor+Cable loss-Preamp Factor



Test Mode: 01; Polarity: Horizontal; Modulation:802.11g; Bandwidth:20MHz; Channel:middle



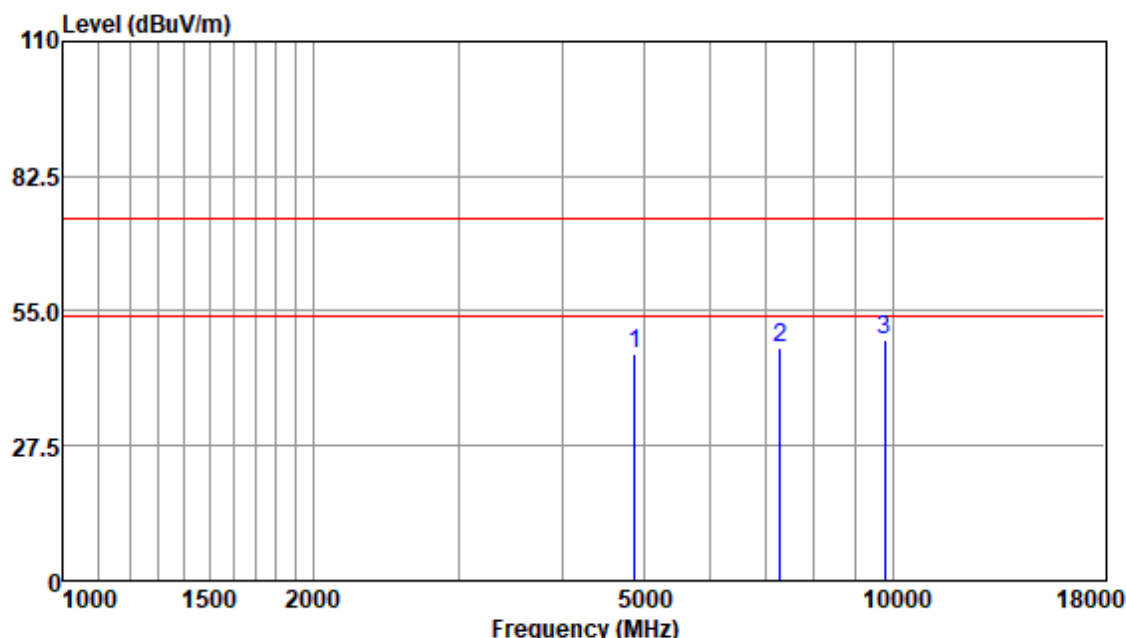
Antenna Polarity :HORIZONTAL

Freq	Read Level	Antenna Factor	Cable Loss	Preamp Factor	Emission Level	Limit Line	Over Limit	Remark
MHz	dBuv	dB/m	dB	dB	dBuv/m	dBuv/m	dB	
4874.00	43.79	33.66	4.73	36.81	45.37	74.00	-28.63	Peak
7311.00	40.13	36.32	6.60	35.44	47.61	74.00	-26.39	Peak
9748.00	36.76	37.54	8.69	33.50	49.49	74.00	-24.51	Peak

Note:Emission Level=Read Level+Antenna Factor+Cable loss-Preamp Factor



Test Mode: 01; Polarity: Vertical; Modulation:802.11g; Bandwidth:20MHz; Channel:middle



Antenna Polarity :VERTICAL

Freq	Read Level	Antenna Factor	Cable Loss	Preamp Factor	Emission Level	Limit Line	Over Limit	Remark
MHz	dBuv	dB/m	dB	dB	dBuv/m	dBuv/m	dB	
4874.00	44.65	33.66	4.73	36.81	46.23	74.00	-27.77	Peak
7311.00	40.17	36.32	6.60	35.44	47.65	74.00	-26.35	Peak
9748.00	36.55	37.54	8.69	33.50	49.28	74.00	-24.72	Peak

Note:Emission Level=Read Level+Antenna Factor+Cable loss-Preamp Factor



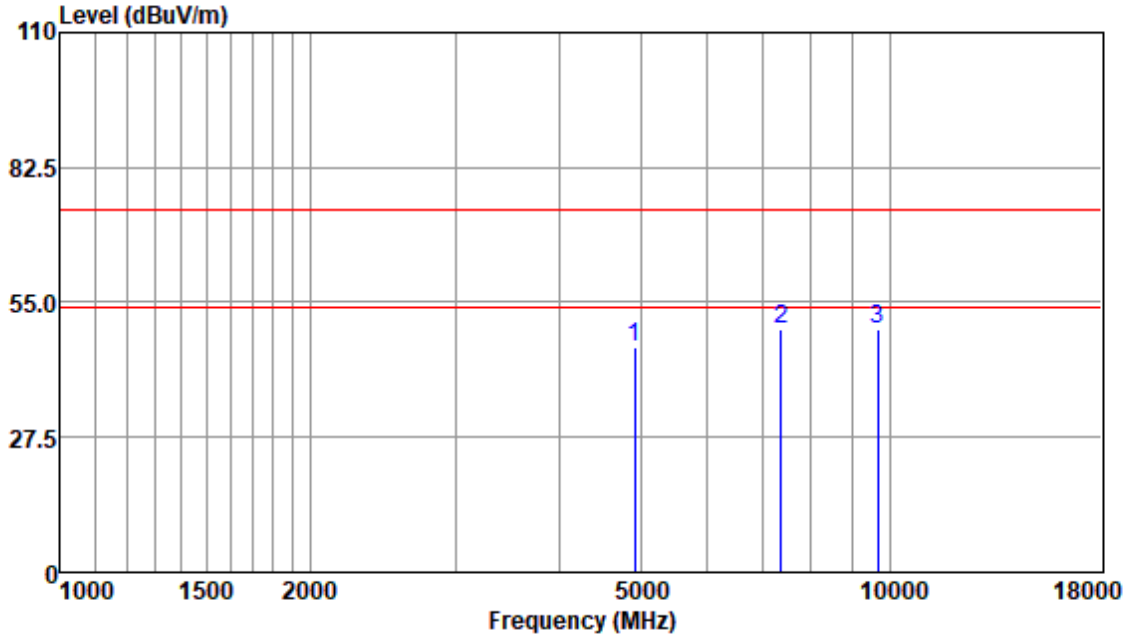
SGS-CSTC Standards Technical Services (Shanghai) Co., Ltd.
EEC EMC Lab

Unless otherwise agreed in writing, this document is issued by the Company subject to its General Conditions of Service printed overleaf, available on request or accessible at <https://www.sgs.com/en/Terms-and-Conditions>. Attention is drawn to the limitation of liability, indemnification and jurisdiction issues defined therein. Any holder of this document is advised that information contained hereon reflects the Company's findings at the time of its intervention only and within the limits of Client's instructions, if any. The Company's sole responsibility is to its Client and this document does not exonerate parties to a transaction from exercising all their rights and obligations under the transaction documents. This document cannot be reproduced except in full, without prior written approval of the Company. Any unauthorized alteration, forgery or falsification of the content or appearance of this document is unlawful and offenders may be prosecuted to the fullest extent of the law. Unless otherwise stated the results shown in this test report refer only to the sample(s) tested and such sample(s) are retained for 30 days only.

Attention: To check the authenticity of testing /inspection report & certificate, please contact us at telephone: (86-755) 8307 1443, or email: CN.Doccheck@sgs.com

NO.588 West Jindu Road, Songjiang District, Shanghai China 201612 t (86-21) 61915666 f (86-21) 61915678 www.sgsgroup.com.cn
中国·上海·松江区金都西路588号 邮编: 201612 t (86-21) 61915666 f (86-21) 61915678 sgs.china@sgs.com

Test Mode: 01; Polarity: Horizontal; Modulation:802.11g; Bandwidth:20MHz; Channel:High



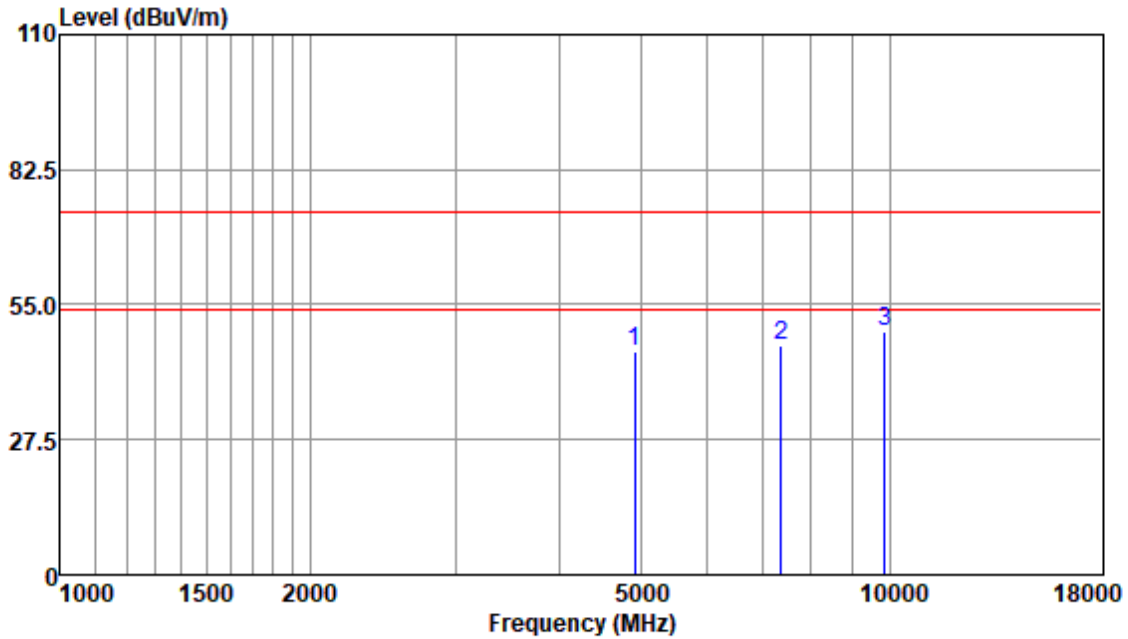
Antenna Polarity :HORIZONTAL

Freq	Read Level	Antenna Factor	Cable Loss	Preamp Factor	Emission Level	Limit Line	Over Limit	Remark
MHz	dBuv	dB/m	dB	dB	dBuv/m	dBuv/m	dB	
4924.00	44.15	33.64	4.88	36.82	45.85	74.00	-28.15	Peak
7386.00	42.06	36.36	6.56	35.37	49.61	74.00	-24.39	Peak
9648.00	36.61	37.71	8.58	33.56	49.34	74.00	-24.66	Peak

Note:Emission Level=Read Level+Antenna Factor+Cable loss-Preamp Factor



Test Mode: 01; Polarity: Vertical; Modulation:802.11g; Bandwidth:20MHz; Channel:High



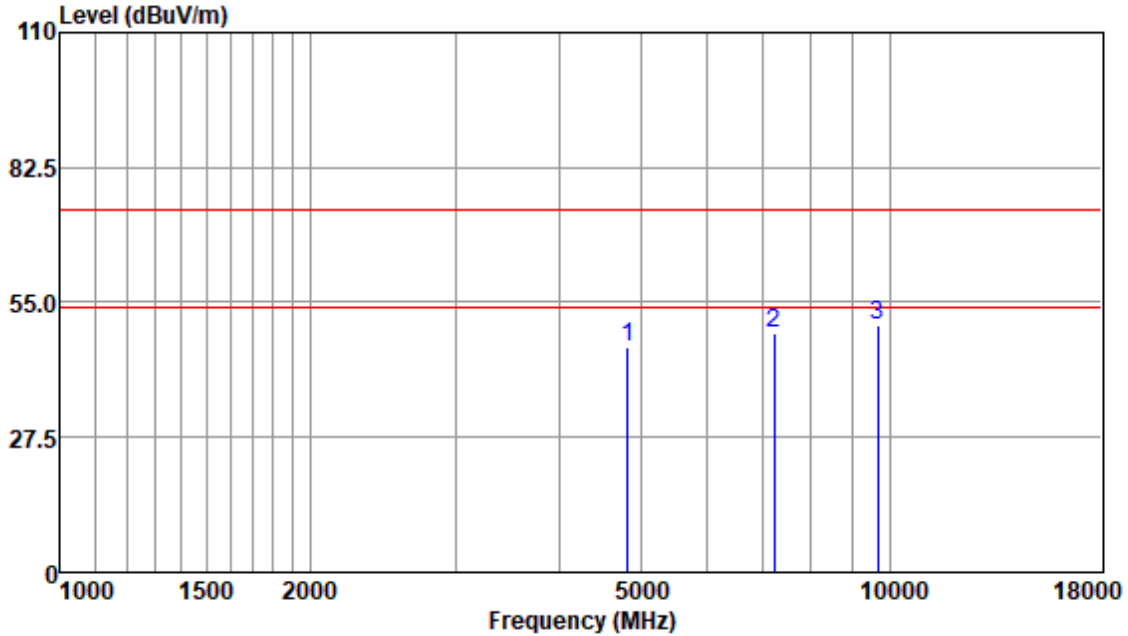
Antenna Polarity :VERTICAL

Freq	Read Level	Antenna Factor	Cable Loss	Preamp Factor	Emission Level	Limit	Over Limit	Remark
MHz	dBuv	dB/m	dB	dB	dBuv/m	dBuv/m	dB	
4924.00	43.92	33.64	4.88	36.82	45.62	74.00	-28.38	Peak
7386.00	39.30	36.36	6.56	35.37	46.85	74.00	-27.15	Peak
9848.00	36.49	37.60	8.78	33.45	49.42	74.00	-24.58	Peak

Note:Emission Level=Read Level+Antenna Factor+Cable loss-Preamp Factor



Test Mode: 01; Polarity: Horizontal; Modulation:802.11n; Bandwidth:20MHz; Channel:Low



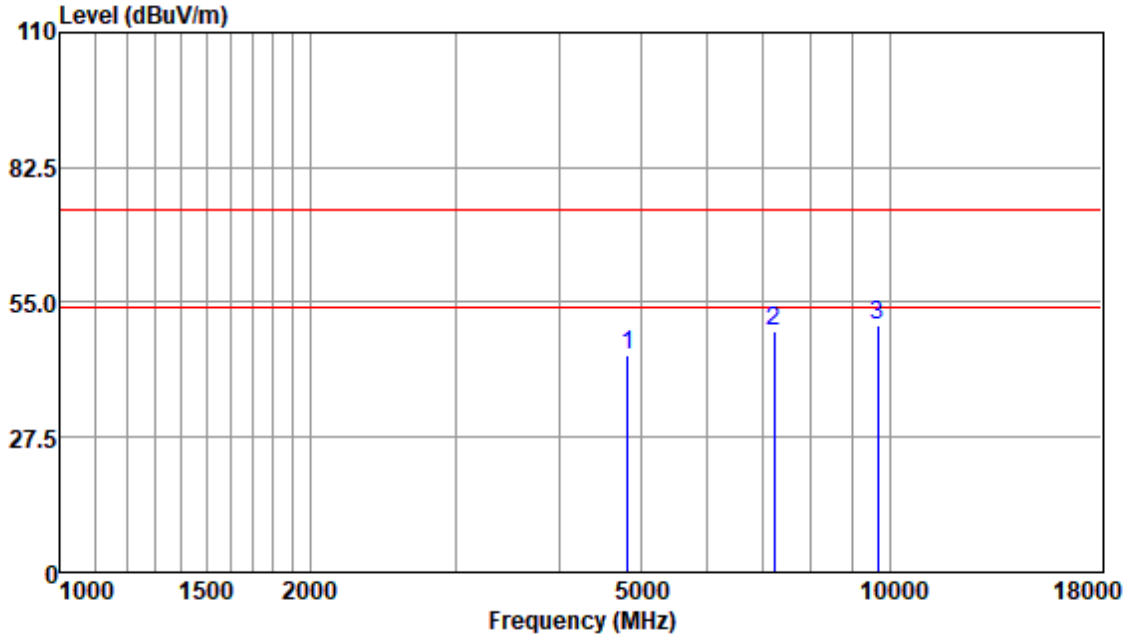
Antenna Polarity :HORIZONTAL

Freq	Read Level	Antenna Factor	Cable Loss	Preamp Factor	Emission Level	Limit Line	Over Limit	Remark
MHz	dBuv	dB/m	dB	dB	dBuv/m	dBuv/m	dB	
4824.00	44.53	33.60	4.58	36.79	45.92	74.00	-28.08	Peak
7236.00	41.25	36.29	6.64	35.50	48.68	74.00	-25.32	Peak
9648.00	37.49	37.71	8.58	33.56	50.22	74.00	-23.78	Peak

Note:Emission Level=Read Level+Antenna Factor+Cable loss-Preamp Factor



Test Mode: 01; Polarity: Vertical; Modulation:802.11n; Bandwidth:20MHz; Channel:Low



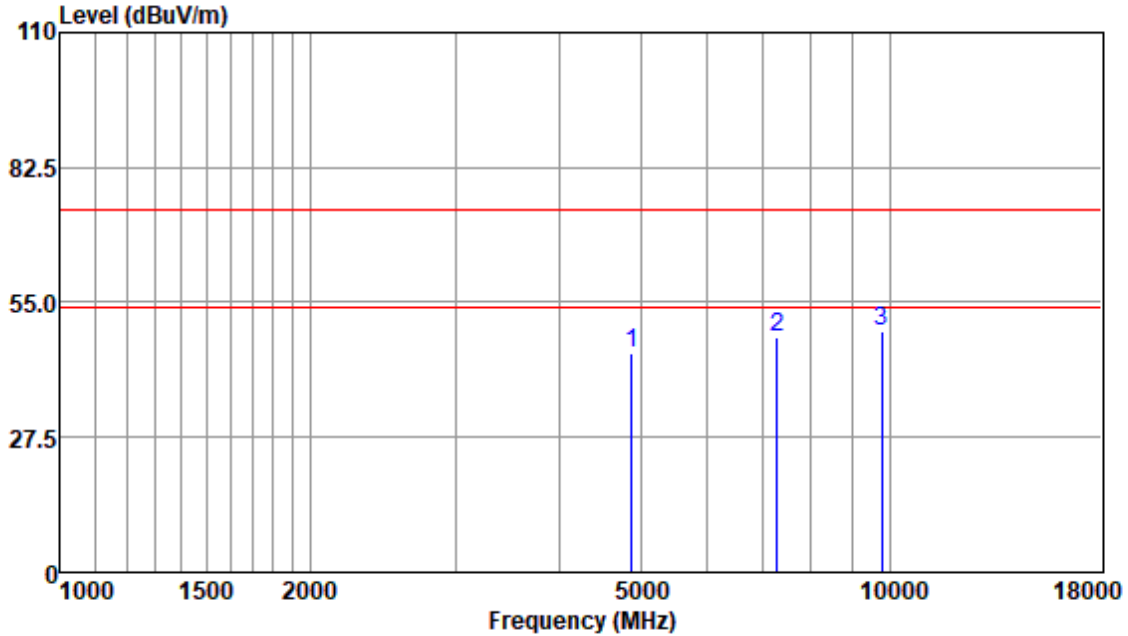
Antenna Polarity :VERTICAL

Freq	Read Level	Antenna Factor	Cable Loss	Preamp Factor	Emission Level	Limit Line	Over Limit	Remark
MHz	dBuv	dB/m	dB	dB	dBuv/m	dBuv/m	dB	
4824.00	42.77	33.60	4.58	36.79	44.16	74.00	-29.84	Peak
7236.00	41.88	36.29	6.64	35.50	49.31	74.00	-24.69	Peak
9648.00	37.70	37.71	8.58	33.56	50.43	74.00	-23.57	Peak

Note:Emission Level=Read Level+Antenna Factor+Cable loss-Preamp Factor



Test Mode: 01; Polarity: Horizontal; Modulation:802.11n; Bandwidth:20MHz; Channel:middle



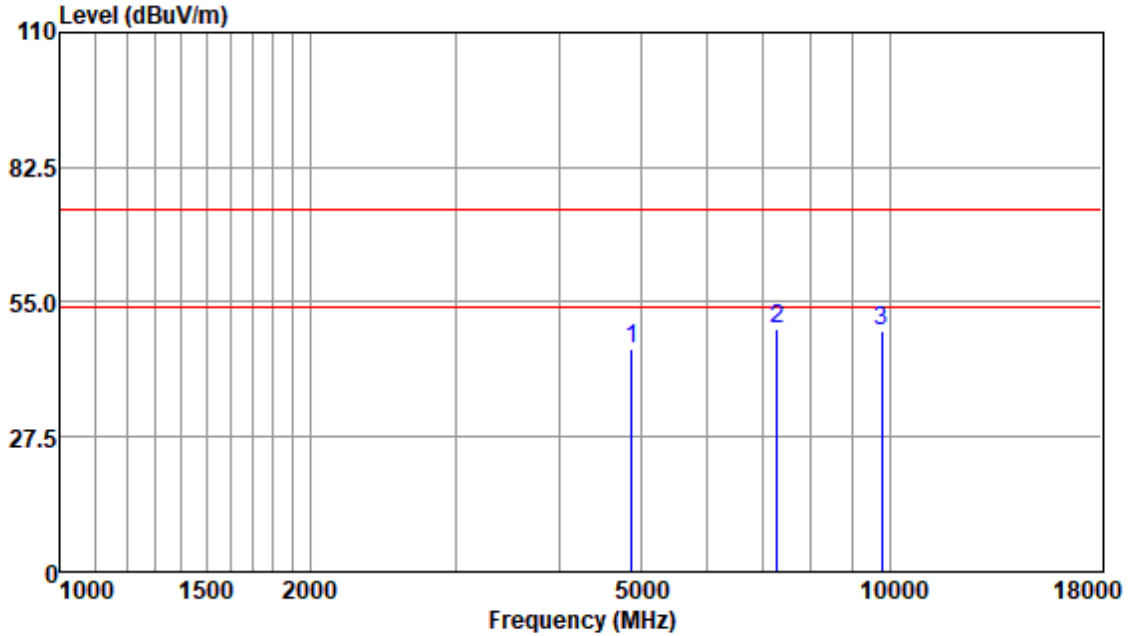
Antenna Polarity :HORIZONTAL

Freq	Read Level	Antenna Factor	Cable Loss	Preamp Factor	Emission Level	Limit Line	Over Limit	Remark
MHz	dBuv	dB/m	dB	dB	dBuv/m	dBuv/m	dB	
4874.00	43.17	33.66	4.73	36.81	44.75	74.00	-29.25	Peak
7311.00	40.48	36.32	6.60	35.44	47.96	74.00	-26.04	Peak
9748.00	36.36	37.54	8.69	33.50	49.09	74.00	-24.91	Peak

Note:Emission Level=Read Level+Antenna Factor+Cable loss-Preamp Factor



Test Mode: 01; Polarity: Vertical; Modulation:802.11n; Bandwidth:20MHz; Channel:middle



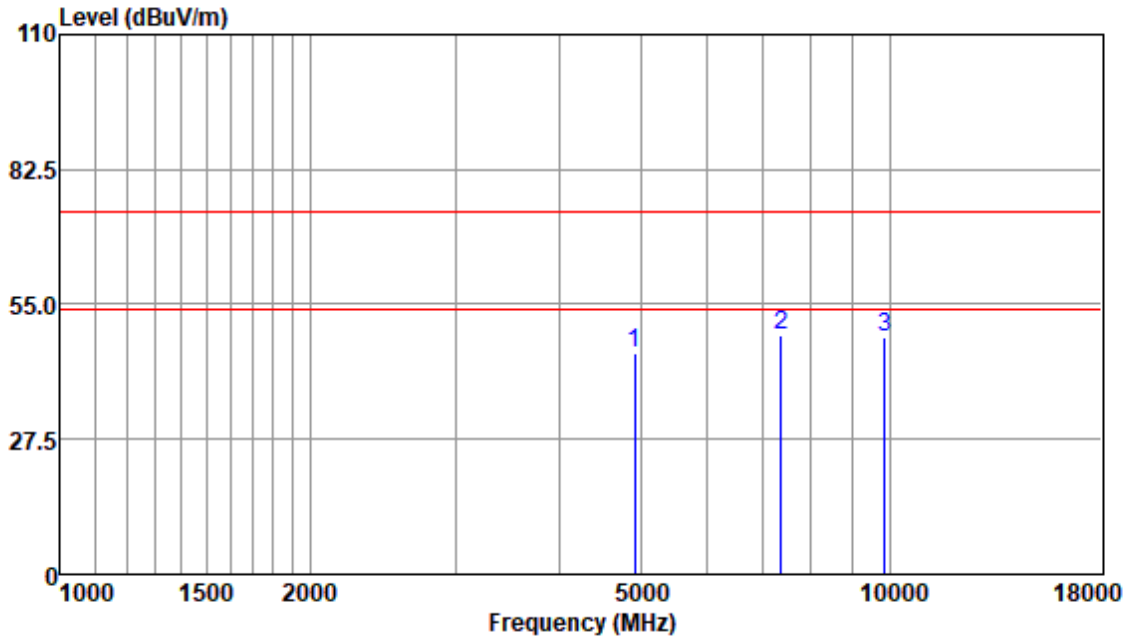
Antenna Polarity :VERTICAL

Freq	Read Level	Antenna Factor	Cable Loss	Preamp Factor	Emission Level	Limit Line	Over Limit	Remark
MHz	dBuv	dB/m	dB	dB	dBuv/m	dBuv/m	dB	
4874.00	43.69	33.66	4.73	36.81	45.27	74.00	-28.73	Peak
7311.00	42.15	36.32	6.60	35.44	49.63	74.00	-24.37	Peak
9748.00	36.56	37.54	8.69	33.50	49.29	74.00	-24.71	Peak

Note:Emission Level=Read Level+Antenna Factor+Cable loss-Preamp Factor



Test Mode: 01; Polarity: Horizontal; Modulation:802.11n; Bandwidth:20MHz; Channel:High



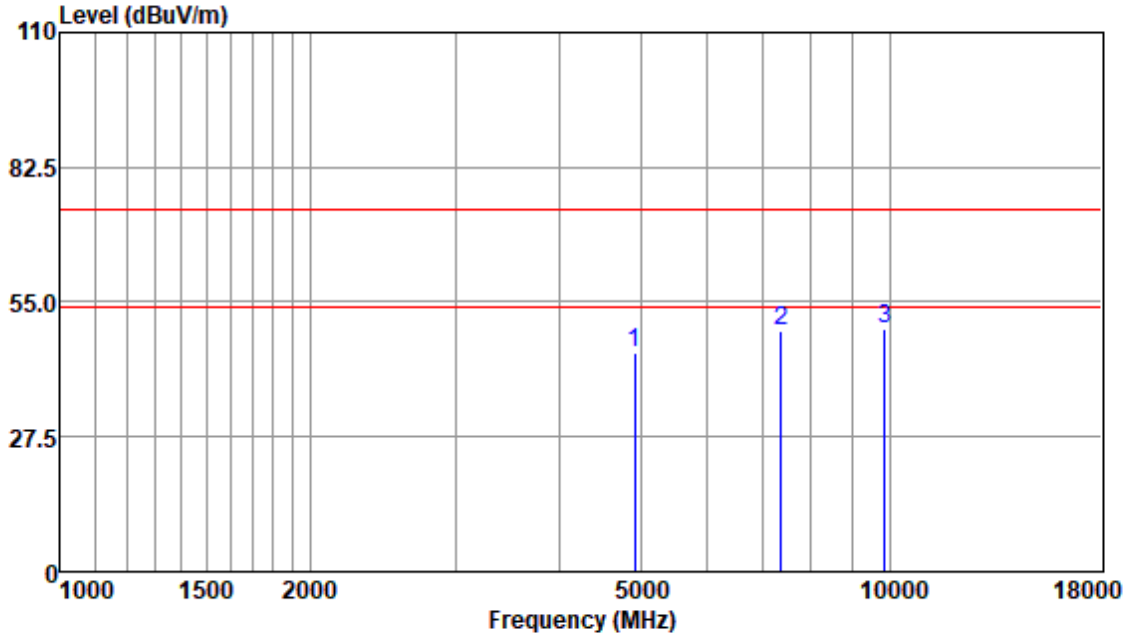
Antenna Polarity :HORIZONTAL

Freq	Read Level	Antenna Factor	Cable Loss	Preamp Factor	Emission Level	Limit Line	Over Limit	Remark
MHz	dBuv	dB/m	dB	dB	dBuv/m	dBuv/m	dB	
4924.00	43.18	33.64	4.88	36.82	44.88	74.00	-29.12	Peak
7386.00	40.96	36.36	6.56	35.37	48.51	74.00	-25.49	Peak
9848.00	35.32	37.60	8.78	33.45	48.25	74.00	-25.75	Peak

Note:Emission Level=Read Level+Antenna Factor+Cable loss-Preamp Factor



Test Mode: 01; Polarity: Vertical; Modulation:802.11n; Bandwidth:20MHz; Channel:High



Antenna Polarity :VERTICAL

Freq	Read Level	Antenna Factor	Cable Loss	Preamp Factor	Emission Level	Limit Line	Over Limit	Remark
MHz	dBuv	dB/m	dB	dB	dBuv/m	dBuv/m	dB	
4924.00	43.10	33.64	4.88	36.82	44.80	74.00	-29.20	Peak
7386.00	41.62	36.36	6.56	35.37	49.17	74.00	-24.83	Peak
9848.00	36.68	37.60	8.78	33.45	49.61	74.00	-24.39	Peak

Note:Emission Level=Read Level+Antenna Factor+Cable loss-Preamp Factor



7.10 99% Bandwidth

Test Requirement RSS-Gen Section 6.7
Test Method: ANSI C63.10 Section 6.9.3

7.10.1 E.U.T. Operation

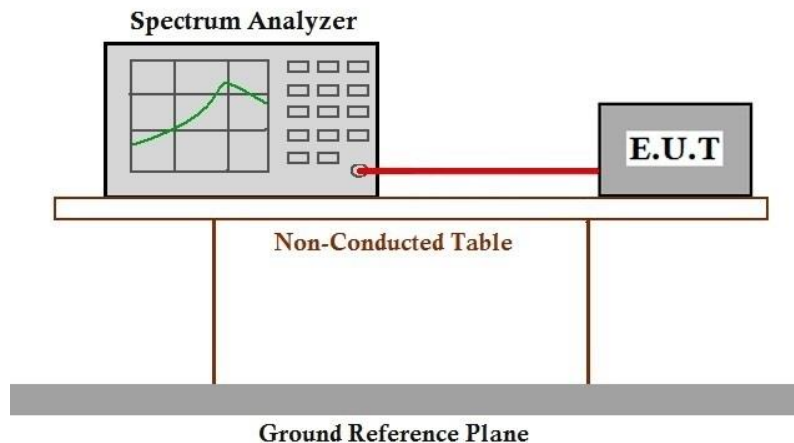
Operating Environment:

Temperature: 17.3 °C Humidity: 54.7 % RH Atmospheric Pressure: 1010 mbar

7.10.2 Test Mode Description

Pre-scan / Final test	Mode Code	Description
Final test	01	TX mode_Keep the EUT in continuously transmitting mode with all modulation types. All data rates for each modulation type have been tested and found the data rate @ 1Mbps is the worst case of IEEE 802.11b; data rate @ 6Mbps is the worst case of IEEE 802.11g; data rate @ 6.5Mbps is the worst case of IEEE 802.11n(HT20), final test modes are considering the modulation and worse data rates. Only the data of worst case is recorded in the report.

7.10.3 Test Setup Diagram



7.10.4 Measurement Procedure and Data

Please Refer to Appendix for Details



Unless otherwise agreed in writing, this document is issued by the Company subject to its General Conditions of Service printed overleaf, available on request or accessible at <https://www.sgs.com/en/Terms-and-Conditions>. Attention is drawn to the limitation of liability, indemnification and jurisdiction issues defined therein. Any holder of this document is advised that information contained hereon reflects the Company's findings at the time of its intervention only and within the limits of Client's instructions, if any. The Company's sole responsibility is to its Client and this document does not exonerate parties to a transaction from exercising all their rights and obligations under the transaction documents. This document cannot be reproduced except in full, without prior written approval of the Company. Any unauthorized alteration, forgery or falsification of the content or appearance of this document is unlawful and offenders may be prosecuted to the fullest extent of the law. Unless otherwise stated the results shown in this test report refer only to the sample(s) tested and such sample(s) are retained for 30 days only.

Attention: To check the authenticity of testing /inspection report & certificate, please contact us at telephone: (86-755) 8307 1443, or email: CN.Doccheck@sgs.com

SGS-CSTC Standards Technical Services (Shanghai) Co., Ltd.
EEC EMC Lab

NO.588 West Jindu Road, Songjiang District, Shanghai China 201612

中国·上海·松江区金都西路588号 邮编: 201612

t (86-21) 61915666

t (86-21) 61915666

f (86-21) 61915678

f (86-21) 61915678

www.sgsgroup.com.cn

sgs.china@sgs.com

8 Test Setup Photo

Refer to Appendix - Test Setup Photo for SHCR2303000496HS

9 EUT Constructional Details (EUT Photos)

Refer to Appendix - Photographs of EUT Constructional Details for SHCR2303000496HS

10 Appendix

1. Duty Cycle

1.1 Ant1

1.1.1 Test Result

Ant1							
Mode	TX Type	Frequency (MHz)	T_on (ms)	Period (ms)	Duty Cycle (%)	Duty Cycle Correction Factor (dB)	Max. DC Variation (%)
802.11b	SISO	2412	8.420	8.453	99.61	0.02	0.04
		2437	8.420	8.454	99.60	0.02	0.04
		2462	8.420	8.453	99.61	0.02	0.04
802.11g	SISO	2412	1.398	1.437	97.29	0.12	0.03
		2437	1.397	1.436	97.28	0.12	0.03
		2462	1.397	1.436	97.28	0.12	0.03
802.11n (HT20)	SISO	2412	1.309	1.349	97.03	0.13	0.03
		2437	1.309	1.348	97.11	0.13	0.03
		2462	1.309	1.348	97.11	0.13	0.07



Unless otherwise agreed in writing, this document is issued by the Company subject to its General Conditions of Service printed overleaf, available on request or accessible at <https://www.sgs.com/en/Terms-and-Conditions>. Attention is drawn to the limitation of liability, indemnification and jurisdiction issues defined therein. Any holder of this document is advised that information contained hereon reflects the Company's findings at the time of its intervention only and within the limits of Client's instructions, if any. The Company's sole responsibility is to its Client and this document does not exonerate parties to a transaction from exercising all their rights and obligations under the transaction documents. This document cannot be reproduced except in full, without prior written approval of the Company. Any unauthorized alteration, forgery or falsification of the content or appearance of this document is unlawful and offenders may be prosecuted to the fullest extent of the law. Unless otherwise stated the results shown in this test report refer only to the sample(s) tested and such sample(s) are retained for 30 days only.

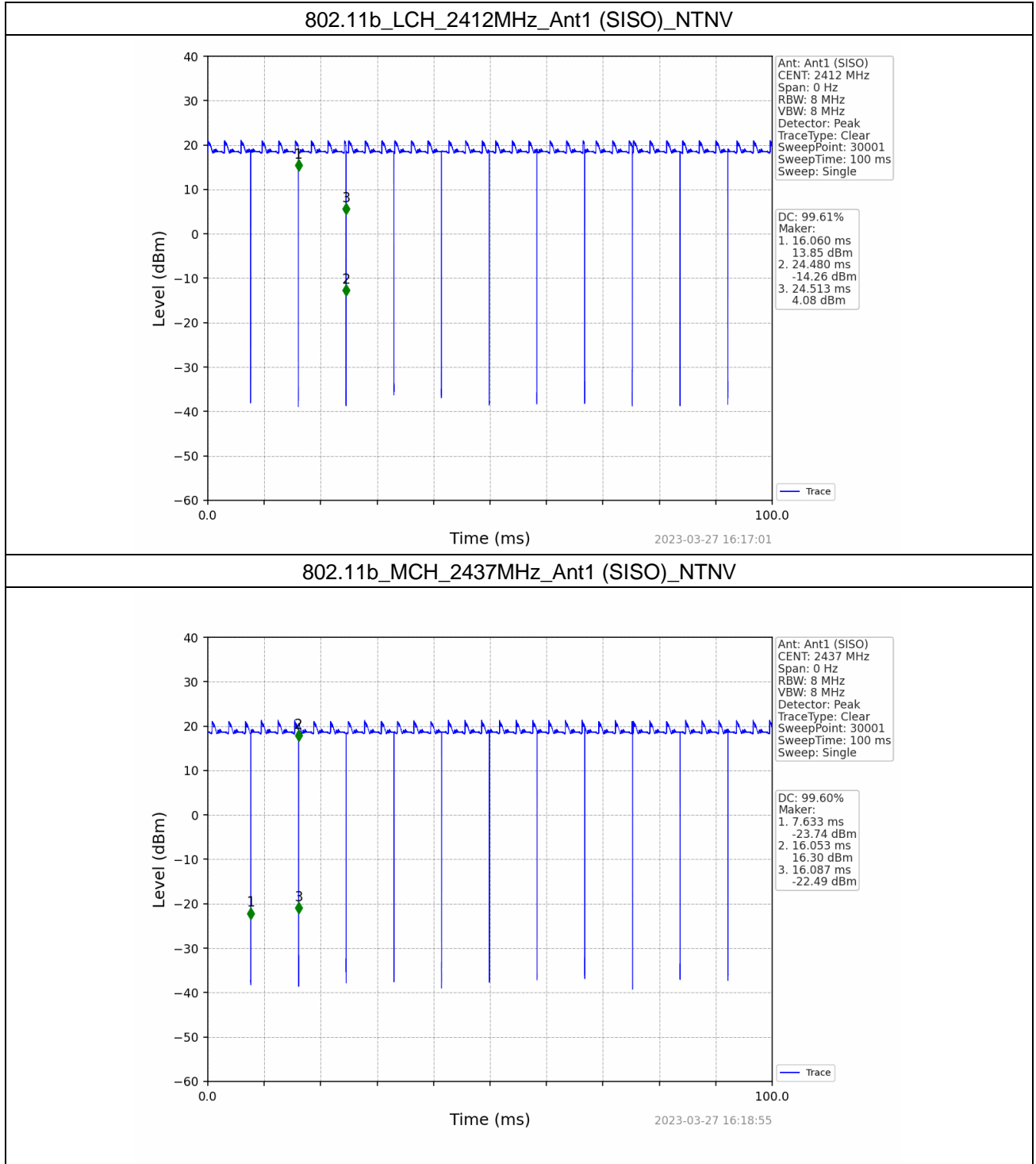
Attention: To check the authenticity of testing / inspection report & certificate, please contact us at telephone: (86-755) 8307 1443, or email: CN.Doccheck@sgs.com

SGS-CSTC Standards Technical Services (Shanghai) Co., Ltd.
EEC EMC Lab

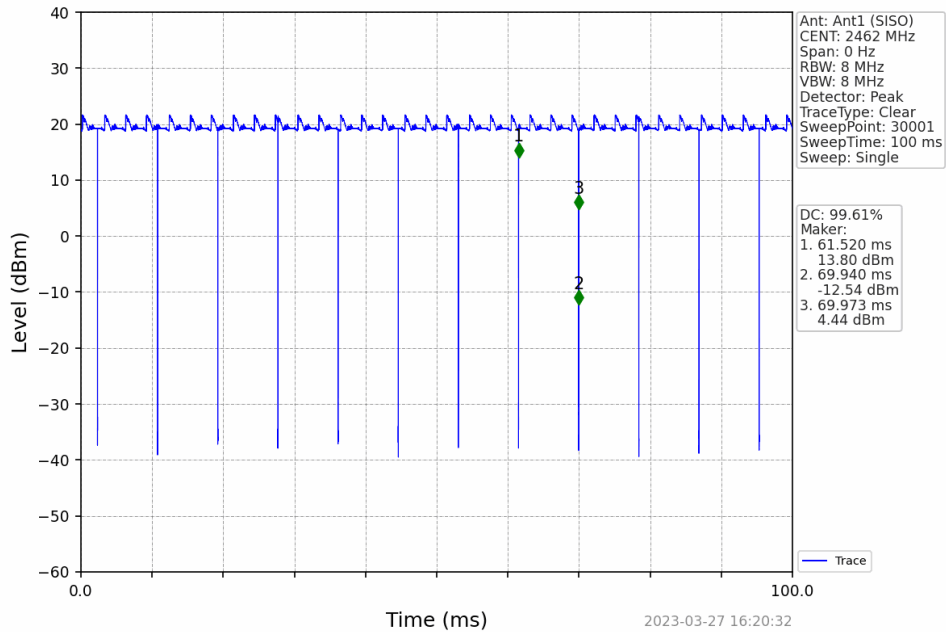
NO.588 West Jindu Road, Songjiang District, Shanghai China 201612
中国·上海·松江区金都西路588号 邮编: 201612

t (86-21) 61915666 f (86-21) 61915678 www.sgsgroup.com.cn
t (86-21) 61915666 f (86-21) 61915678 sgs.china@sgs.com

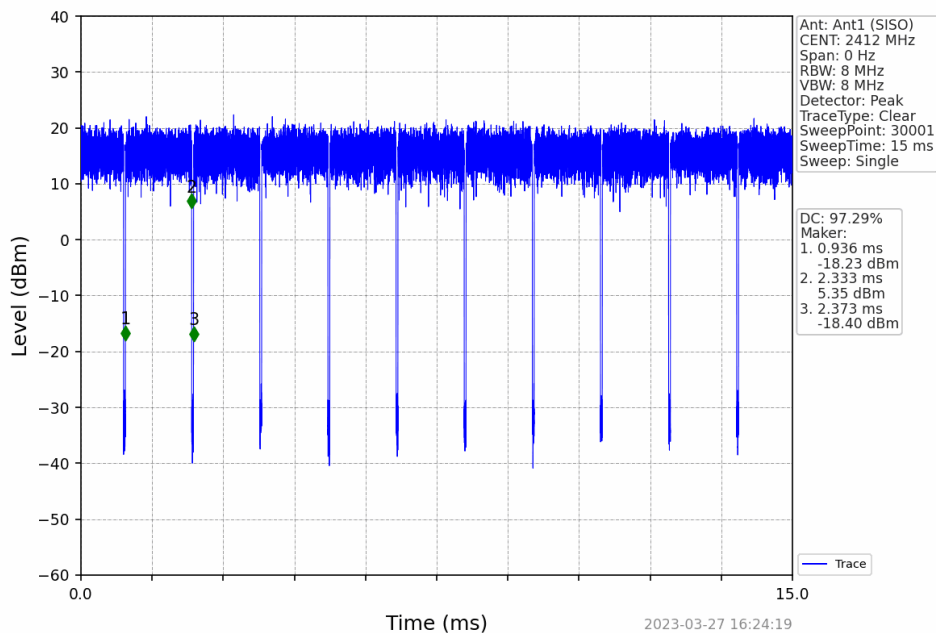
1.1.2 Test Graph



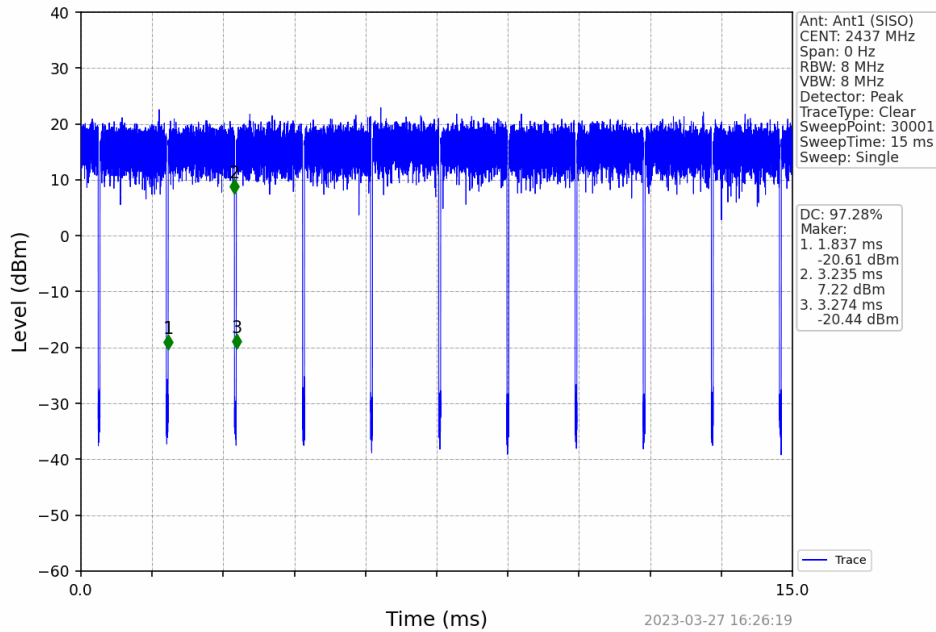
802.11b_HCH_2462MHz_Ant1 (SISO)_NTNV



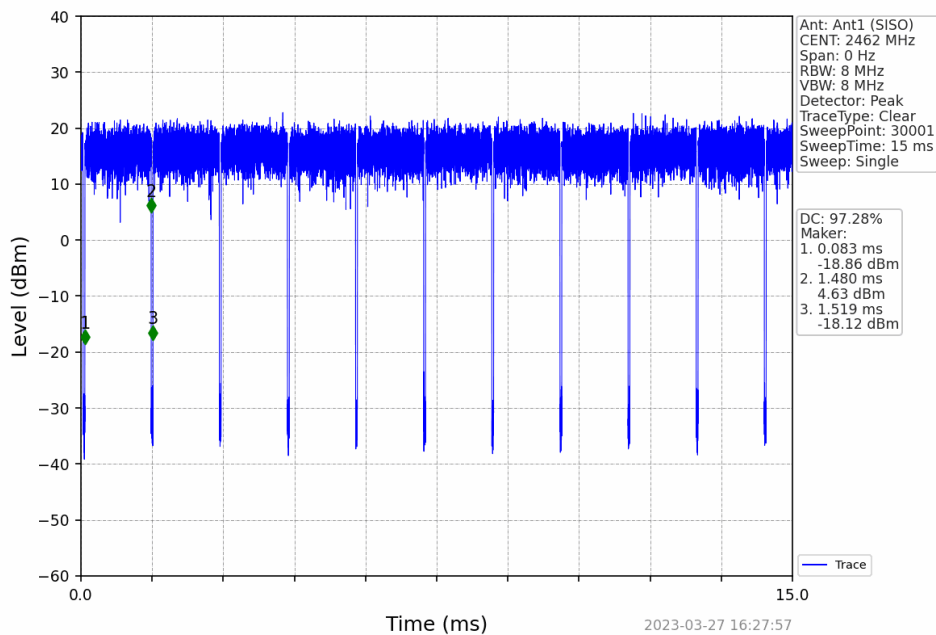
802.11g_LCH_2412MHz_Ant1 (SISO)_NTNV



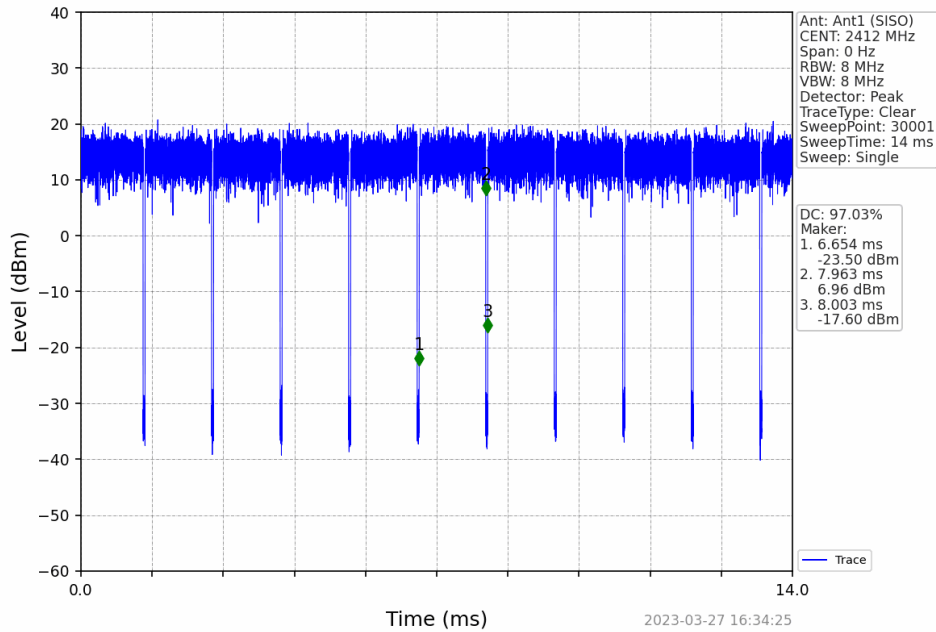
802.11g_MCH_2437MHz_Ant1 (SISO)_NTNV



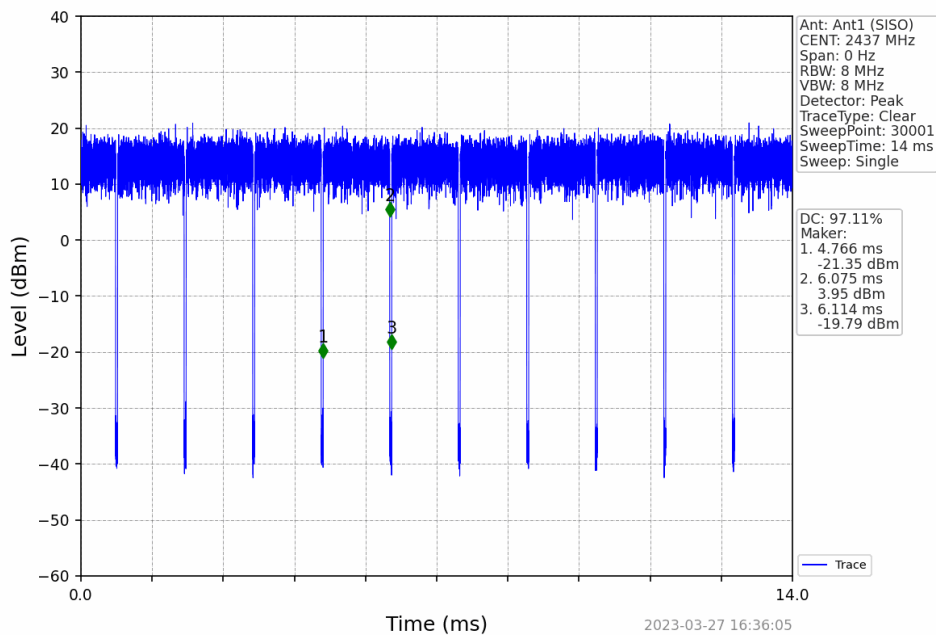
802.11g_HCH_2462MHz_Ant1 (SISO)_NTNV

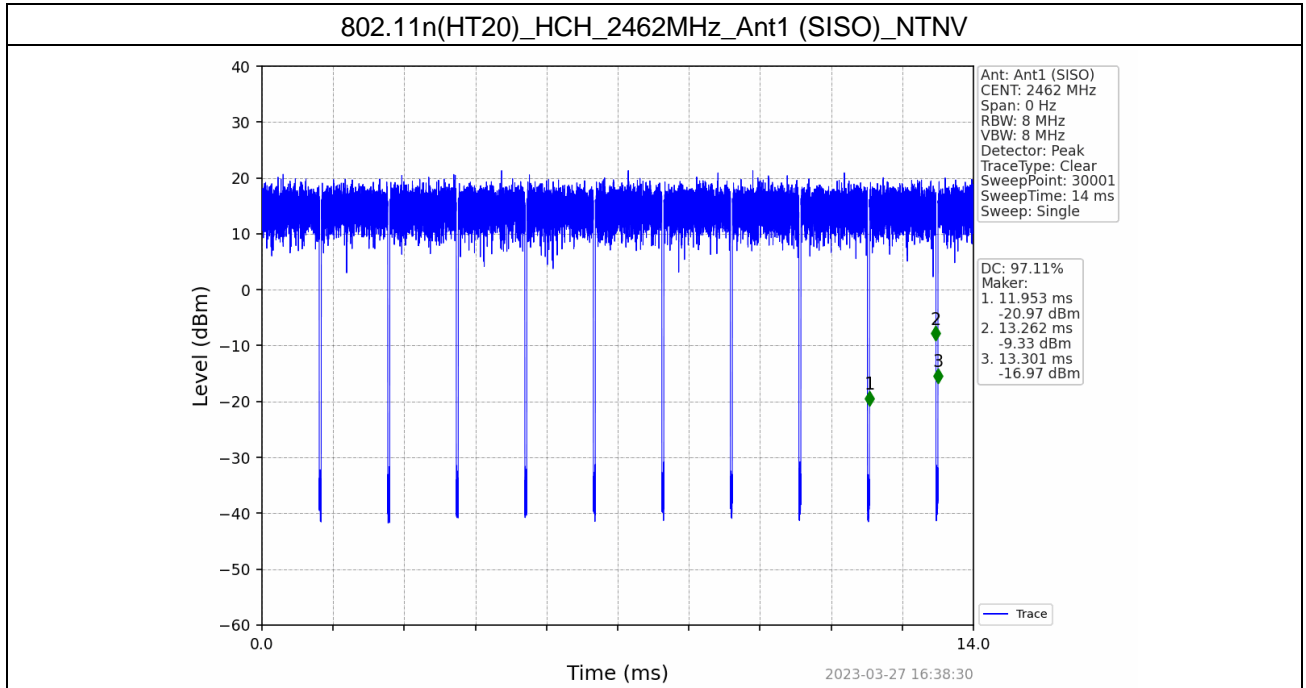


802.11n(HT20)_LCH_2412MHz_Ant1 (SISO)_NTNV



802.11n(HT20)_MCH_2437MHz_Ant1 (SISO)_NTNV





2. Bandwidth

2.1 OBW

2.1.1 Test Result

Mode	TX Type	Frequency (MHz)	ANT	99% Occupied Bandwidth (MHz)	Verdict
				Result	
802.11b	SISO	2412	1	13.998	Pass
		2437	1	14.005	Pass
		2462	1	13.971	Pass
802.11g	SISO	2412	1	17.390	Pass
		2437	1	17.413	Pass
		2462	1	17.372	Pass
802.11n (HT20)	SISO	2412	1	18.306	Pass
		2437	1	18.337	Pass
		2462	1	18.288	Pass



SGS-CSTC Standards Technical Services (Shanghai) Co., Ltd.
EEC EMC Lab

Unless otherwise agreed in writing, this document is issued by the Company subject to its General Conditions of Service printed overleaf, available on request or accessible at <https://www.sgs.com/en/Terms-and-Conditions>. Attention is drawn to the limitation of liability, indemnification and jurisdiction issues defined therein. Any holder of this document is advised that information contained hereon reflects the Company's findings at the time of its intervention only and within the limits of Client's instructions, if any. The Company's sole responsibility is to its Client and this document does not exonerate parties to a transaction from exercising all their rights and obligations under the transaction documents. This document cannot be reproduced except in full, without prior written approval of the Company. Any unauthorized alteration, forgery or falsification of the content or appearance of this document is unlawful and offenders may be prosecuted to the fullest extent of the law. Unless otherwise stated the results shown in this test report refer only to the sample(s) tested and such sample(s) are retained for 30 days only.

Attention: To check the authenticity of testing /inspection report & certificate, please contact us at telephone: (86-755) 8307 1443, or email: CN.Doccheck@sgs.com

NO.588 West Jindu Road, Songjiang District, Shanghai China 201612

中国·上海·松江区金都西路588号 邮编: 201612

t (86-21) 61915666

t (86-21) 61915666

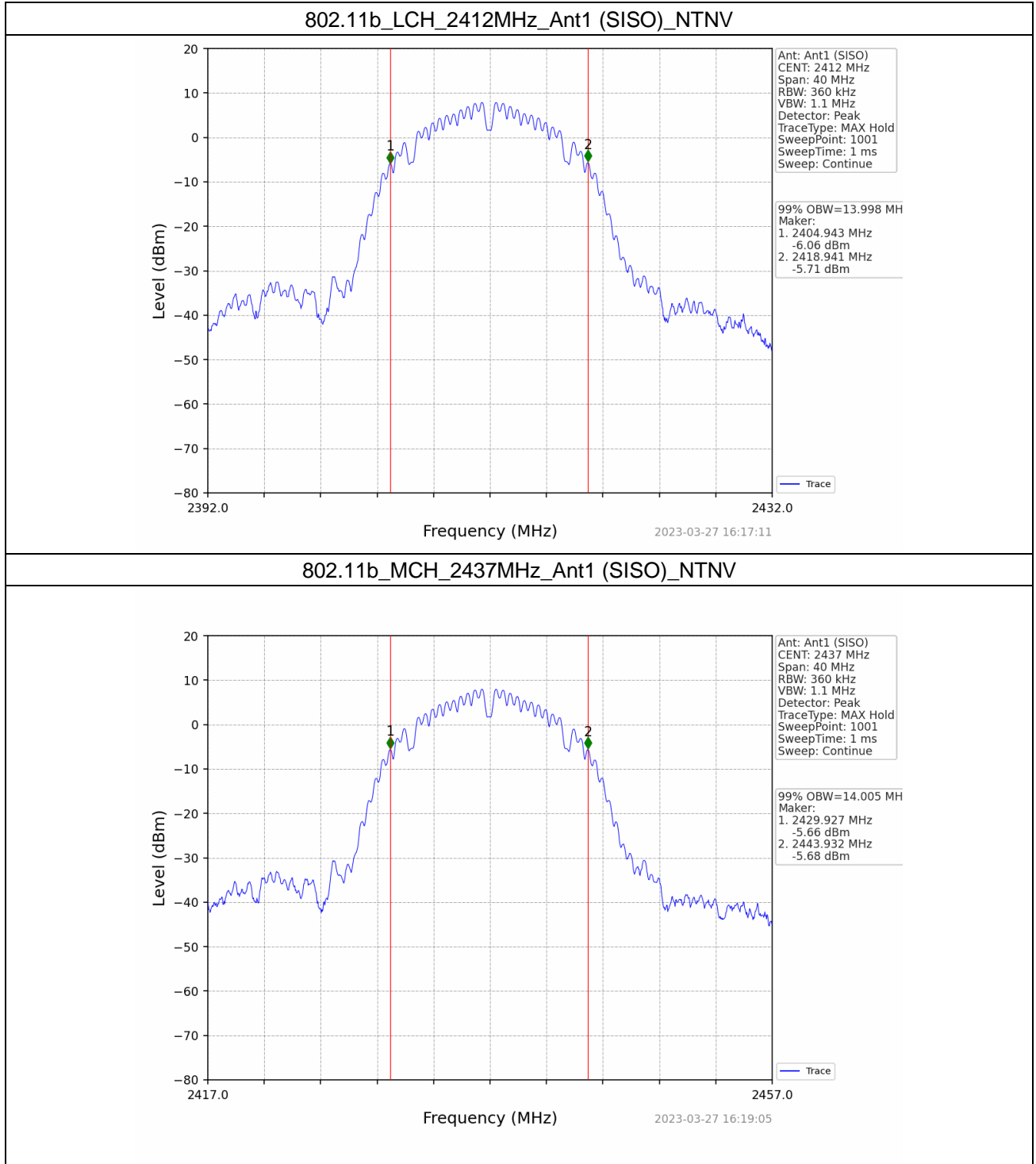
f (86-21) 61915678

f (86-21) 61915678

www.sgs.com.cn

sgs.china@sgs.com

2.1.2 Test Graph



Unless otherwise agreed in writing, this document is issued by the Company subject to its General Conditions of Service printed overleaf, available on request or accessible at <https://www.sgs.com/en/Terms-and-Conditions>. Attention is drawn to the limitation of liability, indemnification and jurisdiction issues defined therein. Any holder of this document is advised that information contained hereon reflects the Company's findings at the time of its intervention only and within the limits of Client's instructions, if any. The Company's sole responsibility is to its Client and this document does not exonerate parties to a transaction from exercising all their rights and obligations under the transaction documents. This document cannot be reproduced except in full, without prior written approval of the Company. Any unauthorized alteration, forgery or falsification of the content or appearance of this document is unlawful and offenders may be prosecuted to the fullest extent of the law. Unless otherwise stated the results shown in this test report refer only to the sample(s) tested and such sample(s) are retained for 30 days only.

Attention: To check the authenticity of testing /inspection report & certificate, please contact us at telephone: (86-755) 8307 1443, or email: CN.Doccheck@sgs.com

SGS-CSTC Standards Technical Services (Shanghai) Co., Ltd.
EEC EMC Lab

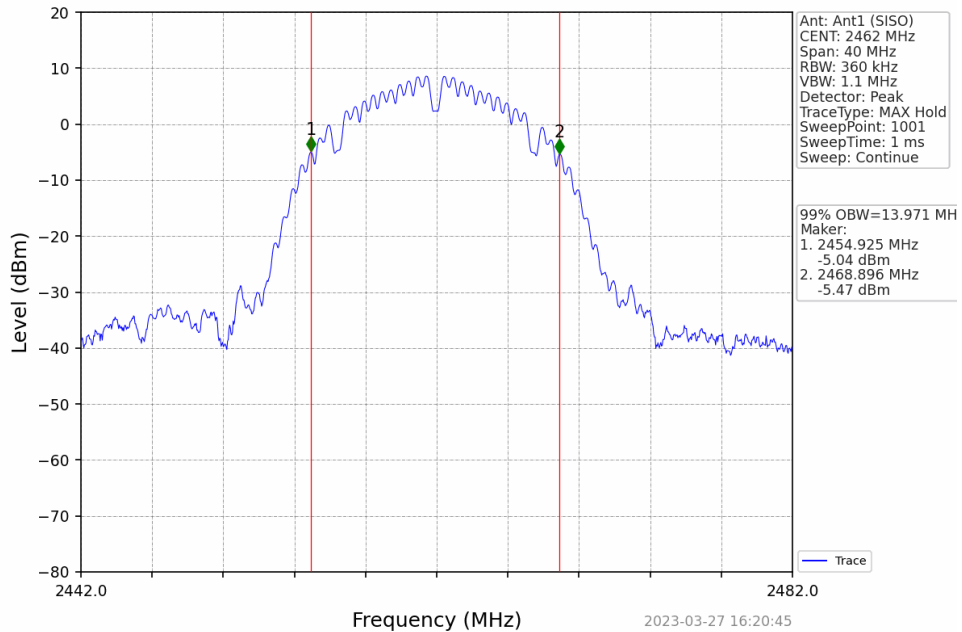
NO.588 West Jindu Road, Songjiang District, Shanghai China 201612
中国·上海·松江区金都西路588号 邮编: 201612

t (86-21) 61915666
t (86-21) 61915666

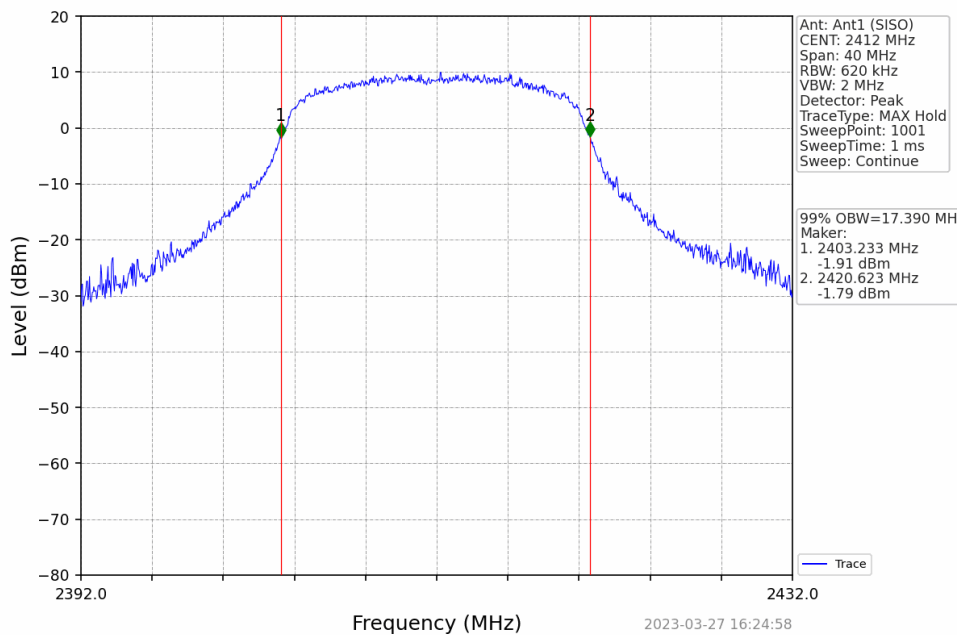
f (86-21) 61915678
f (86-21) 61915678

www.sgsgroup.com.cn
sgs.china@sgs.com

802.11b_HCH_2462MHz_Ant1 (SISO)_NTNV



802.11g_LCH_2412MHz_Ant1 (SISO)_NTNV



Unless otherwise agreed in writing, this document is issued by the Company subject to its General Conditions of Service printed overleaf, available on request or accessible at <https://www.sgs.com/en/Terms-and-Conditions>. Attention is drawn to the limitation of liability, indemnification and jurisdiction issues defined therein. Any holder of this document is advised that information contained hereon reflects the Company's findings at the time of its intervention only and within the limits of Client's instructions, if any. The Company's sole responsibility is to its Client and this document does not exonerate parties to a transaction from exercising all their rights and obligations under the transaction documents. This document cannot be reproduced except in full, without prior written approval of the Company. Any unauthorized alteration, forgery or falsification of the content or appearance of this document is unlawful and offenders may be prosecuted to the fullest extent of the law. Unless otherwise stated the results shown in this test report refer only to the sample(s) tested and such sample(s) are retained for 30 days only.

Attention: To check the authenticity of testing /inspection report & certificate, please contact us at telephone: (86-755) 8307 1443, or email: CN.Doccheck@sgs.com

SGS-CSTC Standards Technical Services (Shanghai) Co., Ltd.
EEC EMC Lab

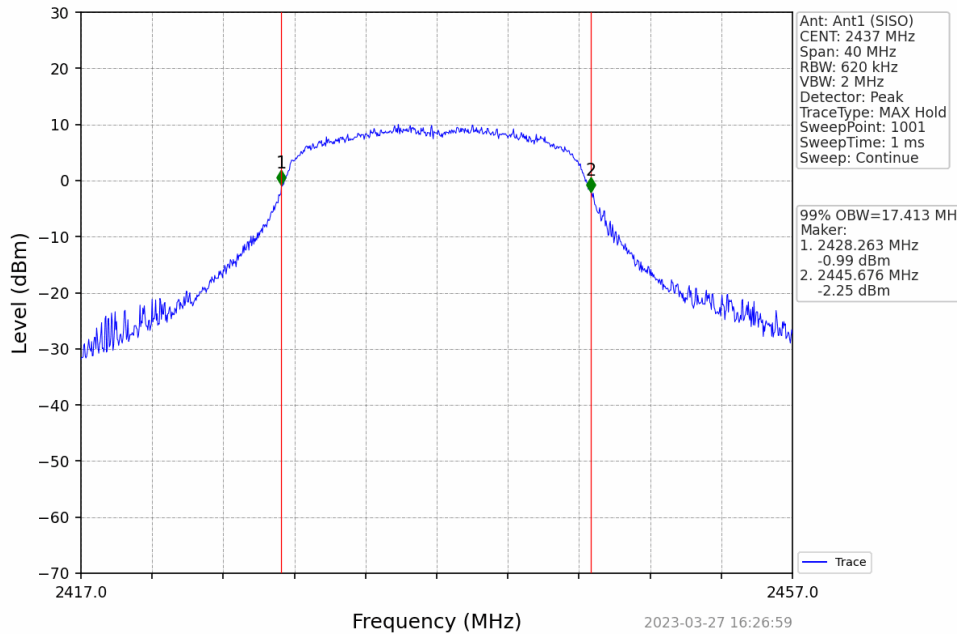
NO.588 West Jindu Road, Songjiang District, Shanghai China 201612
中国·上海·松江区金都西路588号 邮编: 201612

t (86-21) 61915666
t (86-21) 61915666

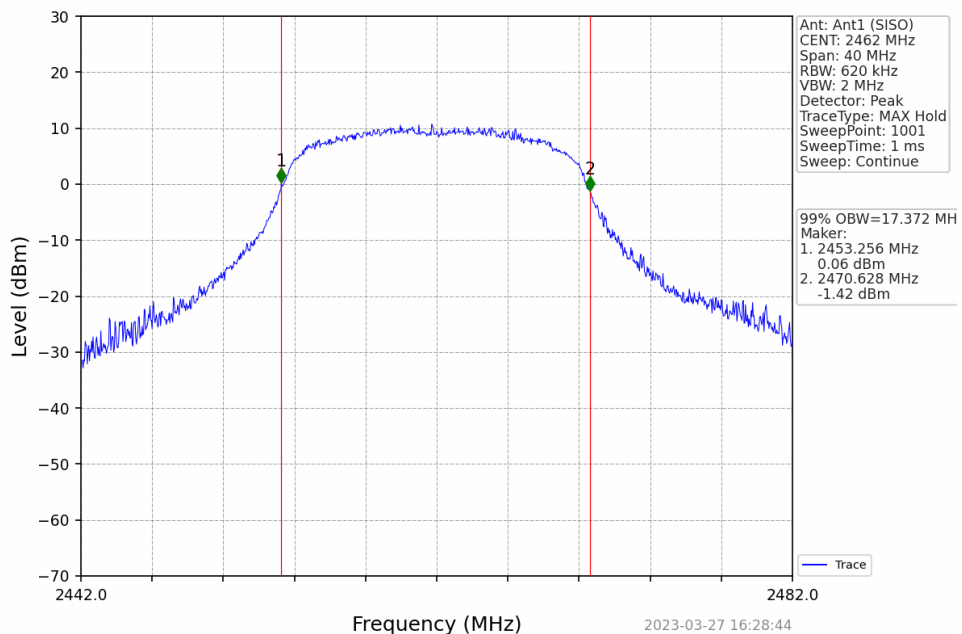
f (86-21) 61915678
f (86-21) 61915678

www.sgsgroup.com.cn
sgs.china@sgs.com

802.11g_MCH_2437MHz_Ant1 (SISO)_NTNV



802.11g_HCH_2462MHz_Ant1 (SISO)_NTNV



Unless otherwise agreed in writing, this document is issued by the Company subject to its General Conditions of Service printed overleaf, available on request or accessible at <https://www.sgs.com/en/Terms-and-Conditions>. Attention is drawn to the limitation of liability, indemnification and jurisdiction issues defined therein. Any holder of this document is advised that information contained hereon reflects the Company's findings at the time of its intervention only and within the limits of Client's instructions, if any. The Company's sole responsibility is to its Client and this document does not exonerate parties to a transaction from exercising all their rights and obligations under the transaction documents. This document cannot be reproduced except in full, without prior written approval of the Company. Any unauthorized alteration, forgery or falsification of the content or appearance of this document is unlawful and offenders may be prosecuted to the fullest extent of the law. Unless otherwise stated the results shown in this test report refer only to the sample(s) tested and such sample(s) are retained for 30 days only.

Attention: To check the authenticity of testing /inspection report & certificate, please contact us at telephone: (86-755) 8307 1443, or email: CN.Doccheck@sgs.com

SGS-CSTC Standards Technical Services (Shanghai) Co., Ltd.
EEC EMC Lab

NO.588 West Jindu Road, Songjiang District, Shanghai China 201612

中国·上海·松江区金都西路588号 邮编: 201612

t (86-21) 61915666

t (86-21) 61915666

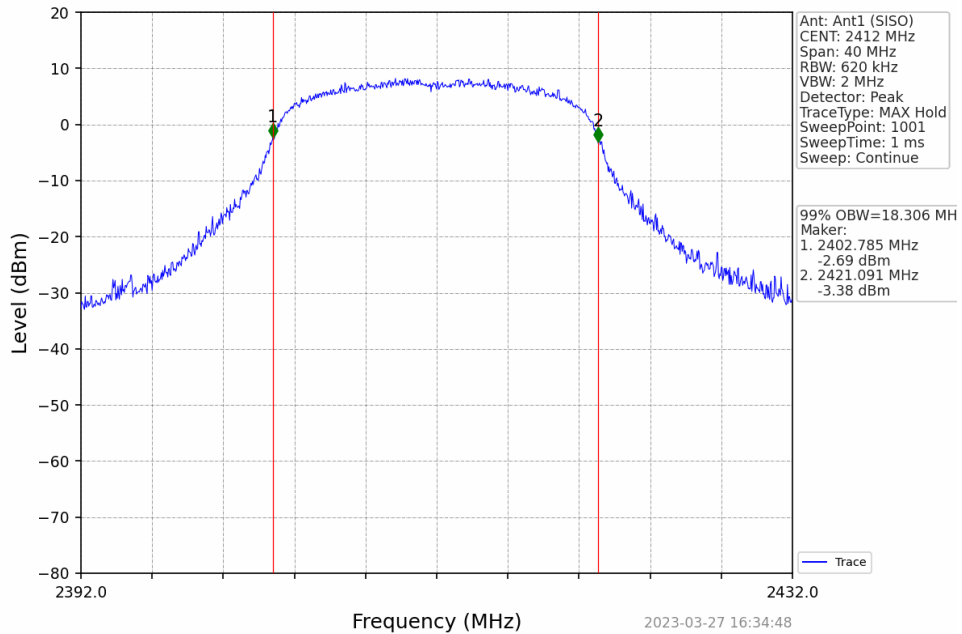
f (86-21) 61915678

f (86-21) 61915678

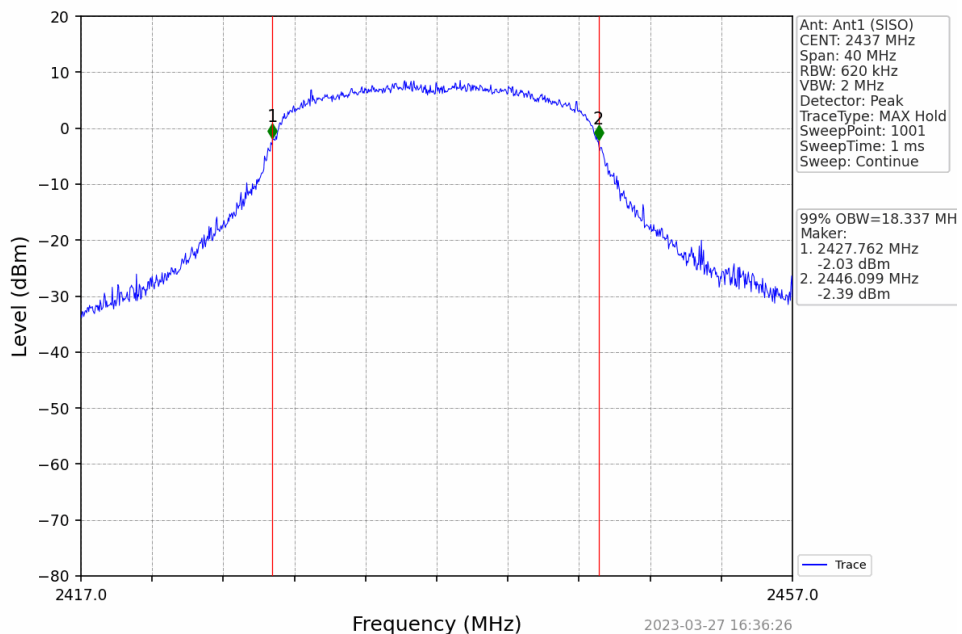
www.sgsgroup.com.cn

sgs.china@sgs.com

802.11n(HT20)_LCH_2412MHz_Ant1 (SISO)_NTNV



802.11n(HT20)_MCH_2437MHz_Ant1 (SISO)_NTNV



Unless otherwise agreed in writing, this document is issued by the Company subject to its General Conditions of Service printed overleaf, available on request or accessible at <https://www.sgs.com/en/Terms-and-Conditions>. Attention is drawn to the limitation of liability, indemnification and jurisdiction issues defined therein. Any holder of this document is advised that information contained hereon reflects the Company's findings at the time of its intervention only and within the limits of Client's instructions, if any. The Company's sole responsibility is to its Client and this document does not exonerate parties to a transaction from exercising all their rights and obligations under the transaction documents. This document cannot be reproduced except in full, without prior written approval of the Company. Any unauthorized alteration, forgery or falsification of the content or appearance of this document is unlawful and offenders may be prosecuted to the fullest extent of the law. Unless otherwise stated the results shown in this test report refer only to the sample(s) tested and such sample(s) are retained for 30 days only.

Attention: To check the authenticity of testing /inspection report & certificate, please contact us at telephone: (86-755) 8307 1443, or email: CN.Doccheck@sgs.com

SGS-CSTC Standards Technical Services (Shanghai) Co., Ltd.
EEC EMC Lab

NO.588 West Jindu Road, Songjiang District, Shanghai China 201612

中国·上海·松江区金都西路588号 邮编: 201612

t (86-21) 61915666

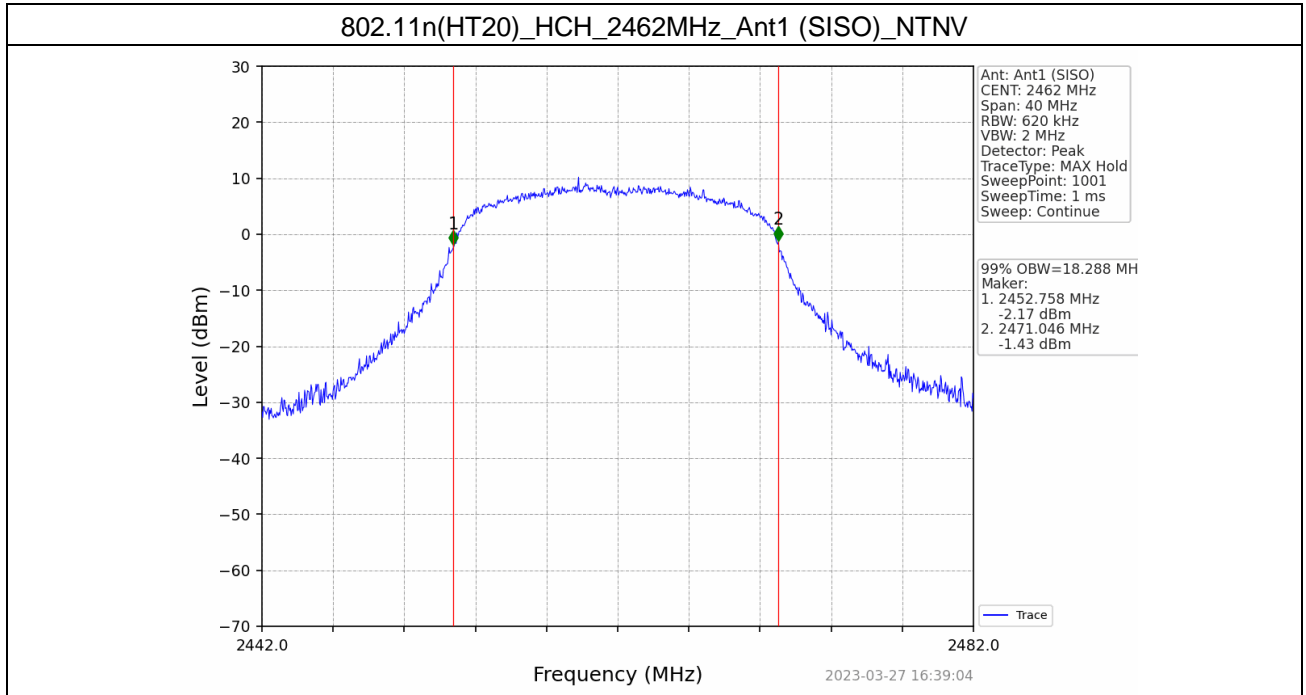
t (86-21) 61915666

f (86-21) 61915678

f (86-21) 61915678

www.sgsgroup.com.cn

sgs.china@sgs.com



SGS-CSTC Standards Technical Services (Shanghai) Co., Ltd.
EEC EMC Lab

Unless otherwise agreed in writing, this document is issued by the Company subject to its General Conditions of Service printed overleaf, available on request or accessible at <https://www.sgs.com/en/Terms-and-Conditions>. Attention is drawn to the limitation of liability, indemnification and jurisdiction issues defined therein. Any holder of this document is advised that information contained hereon reflects the Company's findings at the time of its intervention only and within the limits of Client's instructions, if any. The Company's sole responsibility is to its Client and this document does not exonerate parties to a transaction from exercising all their rights and obligations under the transaction documents. This document cannot be reproduced except in full, without prior written approval of the Company. Any unauthorized alteration, forgery or falsification of the content or appearance of this document is unlawful and offenders may be prosecuted to the fullest extent of the law. Unless otherwise stated the results shown in this test report refer only to the sample(s) tested and such sample(s) are retained for 30 days only.

Attention: To check the authenticity of testing /inspection report & certificate, please contact us at telephone: (86-755) 8307 1443, or email: CN.Doccheck@sgs.com

NO.588 West Jindu Road, Songjiang District, Shanghai China 201612

中国·上海·松江区金都西路588号 邮编: 201612

t (86-21) 61915666

t (86-21) 61915666

f (86-21) 61915678

f (86-21) 61915678

www.sgsgroup.com.cn

sgs.china@sgs.com

2.2 6dB BW

2.2.1 Test Result

Mode	TX Type	Frequency (MHz)	ANT	6dB Bandwidth (MHz)		Verdict
				Result	Limit	
802.11b	SISO	2412	1	8.102	≥ 0.5	Pass
		2437	1	8.565	≥ 0.5	Pass
		2462	1	8.582	≥ 0.5	Pass
802.11g	SISO	2412	1	15.162	≥ 0.5	Pass
		2437	1	15.310	≥ 0.5	Pass
		2462	1	15.152	≥ 0.5	Pass
802.11n (HT20)	SISO	2412	1	15.160	≥ 0.5	Pass
		2437	1	15.164	≥ 0.5	Pass
		2462	1	15.159	≥ 0.5	Pass



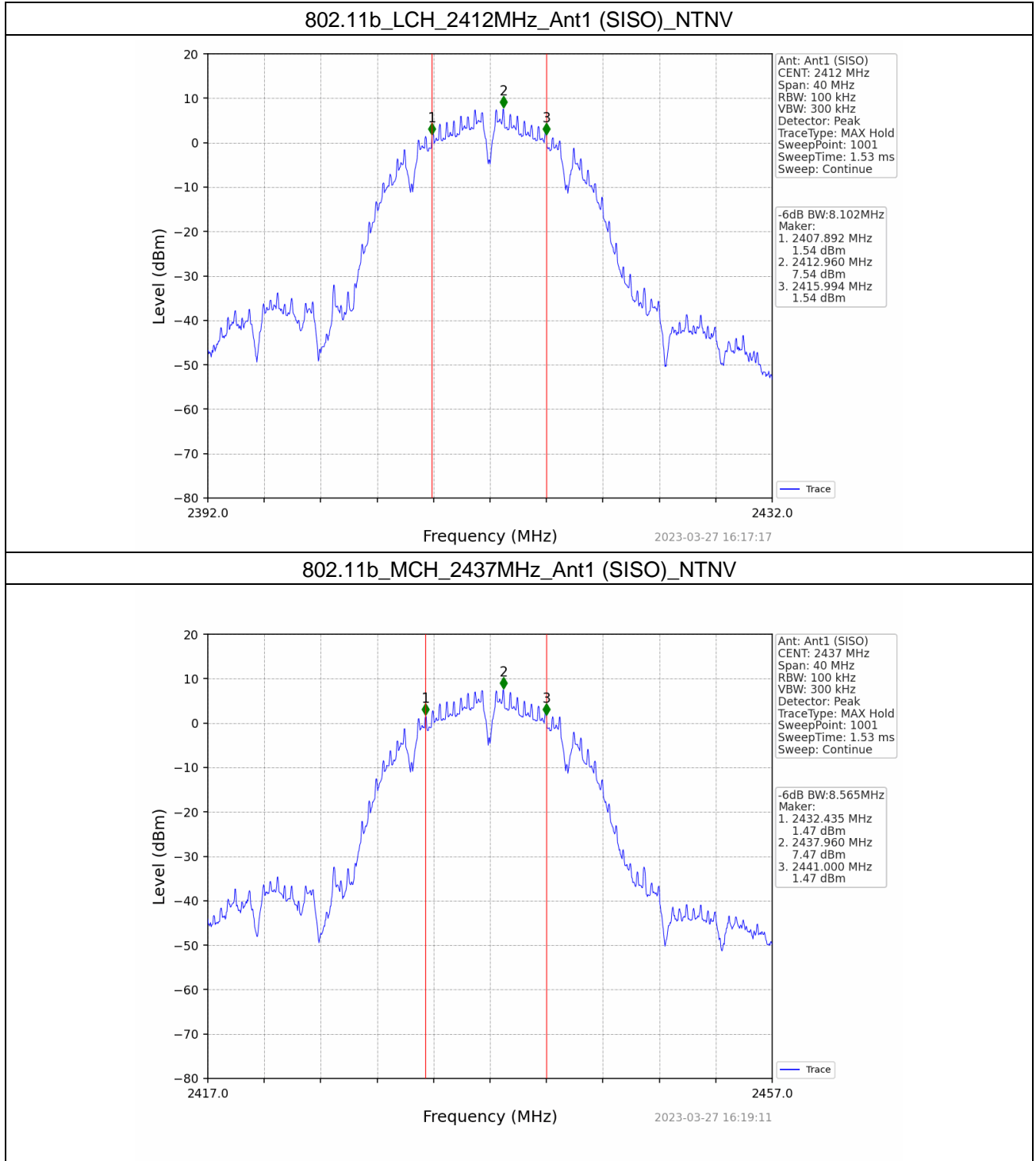
SGS-CSTC Standards Technical Services (Shanghai) Co., Ltd.
EEC EMC Lab

Unless otherwise agreed in writing, this document is issued by the Company subject to its General Conditions of Service printed overleaf, available on request or accessible at <https://www.sgs.com/en/Terms-and-Conditions>. Attention is drawn to the limitation of liability, indemnification and jurisdiction issues defined therein. Any holder of this document is advised that information contained hereon reflects the Company's findings at the time of its intervention only and within the limits of Client's instructions, if any. The Company's sole responsibility is to its Client and this document does not exonerate parties to a transaction from exercising all their rights and obligations under the transaction documents. This document cannot be reproduced except in full, without prior written approval of the Company. Any unauthorized alteration, forgery or falsification of the content or appearance of this document is unlawful and offenders may be prosecuted to the fullest extent of the law. Unless otherwise stated the results shown in this test report refer only to the sample(s) tested and such sample(s) are retained for 30 days only.

Attention: To check the authenticity of testing /inspection report & certificate, please contact us at telephone: (86-755) 8307 1443, or email: CN.Doccheck@sgs.com

NO.588 West Jindu Road, Songjiang District, Shanghai China 201612 t (86-21) 61915666 f (86-21) 61915678 www.sgsgroup.com.cn
中国·上海·松江区金都西路588号 邮编: 201612 t (86-21) 61915666 f (86-21) 61915678 sgs.china@sgs.com

2.2.2 Test Graph



Unless otherwise agreed in writing, this document is issued by the Company subject to its General Conditions of Service printed overleaf, available on request or accessible at <https://www.sgs.com/en/Terms-and-Conditions>. Attention is drawn to the limitation of liability, indemnification and jurisdiction issues defined therein. Any holder of this document is advised that information contained hereon reflects the Company's findings at the time of its intervention only and within the limits of Client's instructions, if any. The Company's sole responsibility is to its Client and this document does not exonerate parties to a transaction from exercising all their rights and obligations under the transaction documents. This document cannot be reproduced except in full, without prior written approval of the Company. Any unauthorized alteration, forgery or falsification of the content or appearance of this document is unlawful and offenders may be prosecuted to the fullest extent of the law. Unless otherwise stated the results shown in this test report refer only to the sample(s) tested and such sample(s) are retained for 30 days only.

Attention: To check the authenticity of testing /inspection report & certificate, please contact us at telephone: (86-755) 8307 1443, or email: CN.Doccheck@sgs.com

SGS-CSTC Standards Technical Services (Shanghai) Co., Ltd.
EEC EMC Lab

NO.588 West Jindu Road, Songjiang District, Shanghai China 201612

中国·上海·松江区金都西路588号 邮编: 201612

t (86-21) 61915666

t (86-21) 61915666

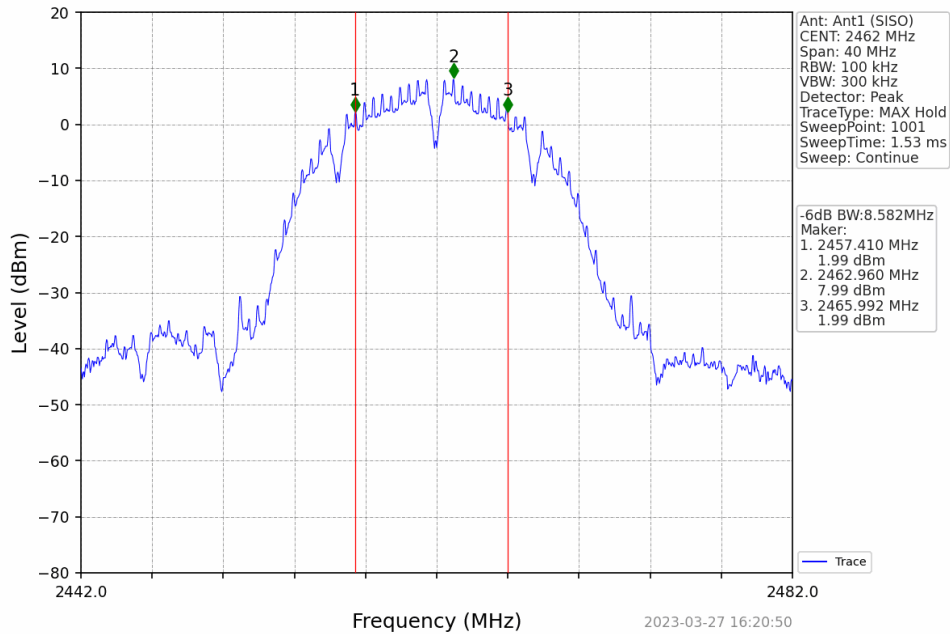
f (86-21) 61915678

f (86-21) 61915678

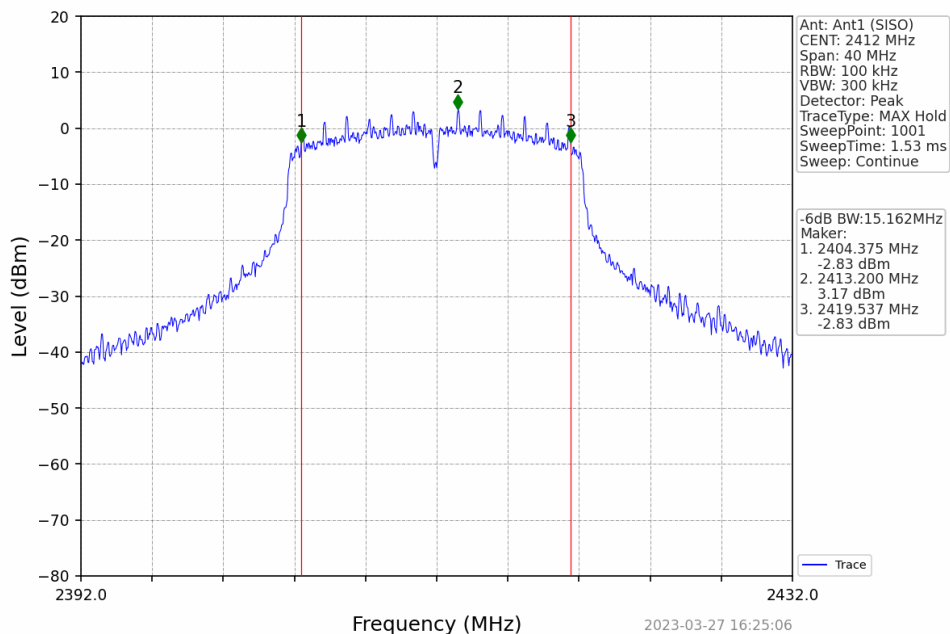
www.sgsgroup.com.cn

sgs.china@sgs.com

802.11b_HCH_2462MHz_Ant1 (SISO)_NTNV



802.11g_LCH_2412MHz_Ant1 (SISO)_NTNV



Unless otherwise agreed in writing, this document is issued by the Company subject to its General Conditions of Service printed overleaf, available on request or accessible at <https://www.sgs.com/en/Terms-and-Conditions>. Attention is drawn to the limitation of liability, indemnification and jurisdiction issues defined therein. Any holder of this document is advised that information contained hereon reflects the Company's findings at the time of its intervention only and within the limits of Client's instructions, if any. The Company's sole responsibility is to its Client and this document does not exonerate parties to a transaction from exercising all their rights and obligations under the transaction documents. This document cannot be reproduced except in full, without prior written approval of the Company. Any unauthorized alteration, forgery or falsification of the content or appearance of this document is unlawful and offenders may be prosecuted to the fullest extent of the law. Unless otherwise stated the results shown in this test report refer only to the sample(s) tested and such sample(s) are retained for 30 days only.

Attention: To check the authenticity of testing /inspection report & certificate, please contact us at telephone: (86-755) 8307 1443, or email: CN.Doccheck@sgs.com

SGS-CSTC Standards Technical Services (Shanghai) Co., Ltd.
EEC EMC Lab

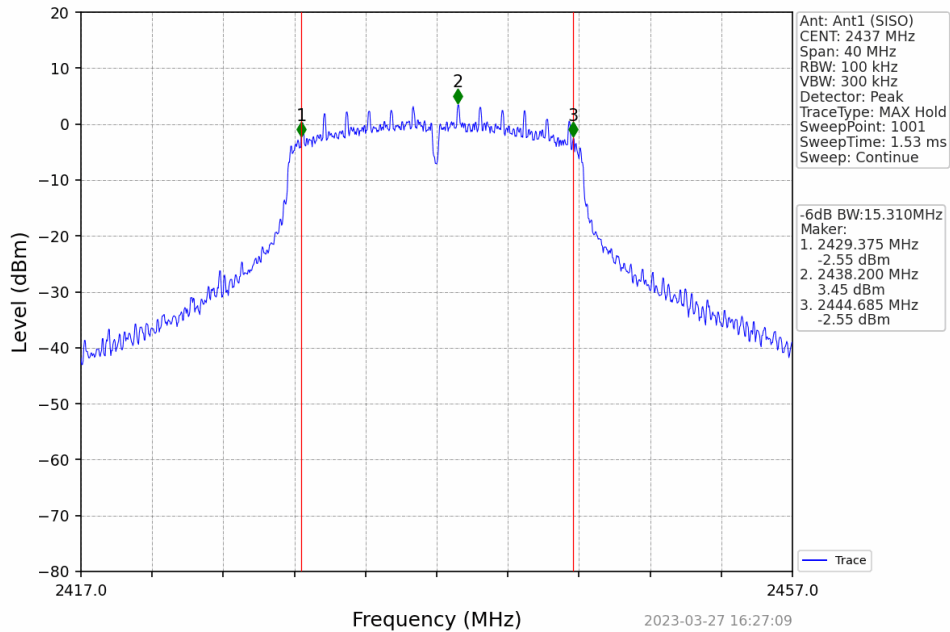
NO.588 West Jindu Road, Songjiang District, Shanghai China 201612
中国·上海·松江区金都西路588号 邮编: 201612

t (86-21) 61915666
t (86-21) 61915666

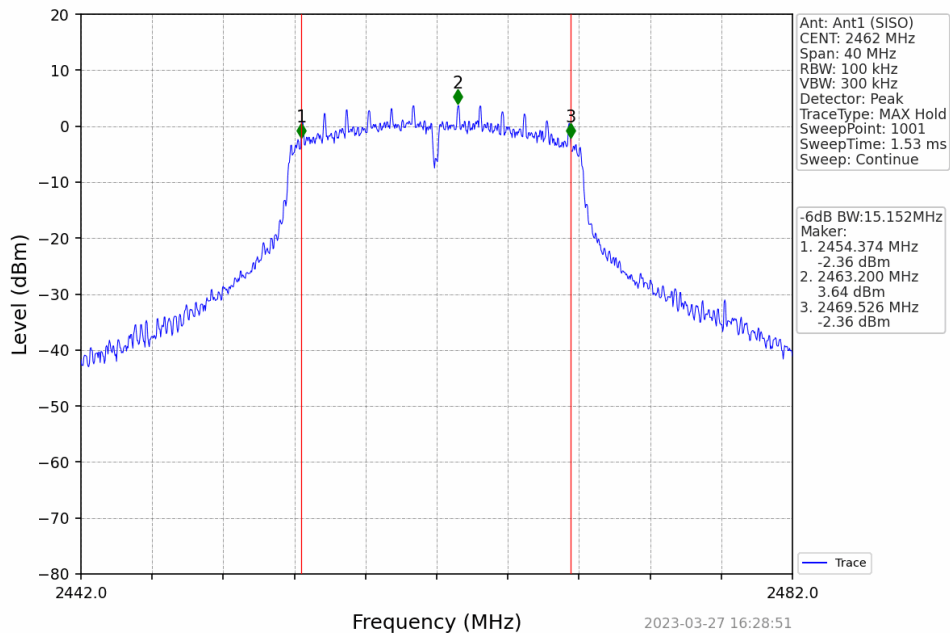
f (86-21) 61915678
f (86-21) 61915678

www.sgsgroup.com.cn
sgs.china@sgs.com

802.11g_MCH_2437MHz_Ant1 (SISO)_NTNV



802.11g_HCH_2462MHz_Ant1 (SISO)_NTNV



Unless otherwise agreed in writing, this document is issued by the Company subject to its General Conditions of Service printed overleaf, available on request or accessible at <https://www.sgs.com/en/Terms-and-Conditions>. Attention is drawn to the limitation of liability, indemnification and jurisdiction issues defined therein. Any holder of this document is advised that information contained hereon reflects the Company's findings at the time of its intervention only and within the limits of Client's instructions, if any. The Company's sole responsibility is to its Client and this document does not exonerate parties to a transaction from exercising all their rights and obligations under the transaction documents. This document cannot be reproduced except in full, without prior written approval of the Company. Any unauthorized alteration, forgery or falsification of the content or appearance of this document is unlawful and offenders may be prosecuted to the fullest extent of the law. Unless otherwise stated the results shown in this test report refer only to the sample(s) tested and such sample(s) are retained for 30 days only.

Attention: To check the authenticity of testing /inspection report & certificate, please contact us at telephone: (86-755) 8307 1443, or email: CN.Doccheck@sgs.com

SGS-CSTC Standards Technical Services (Shanghai) Co., Ltd.
EEC EMC Lab

NO.588 West Jindu Road, Songjiang District, Shanghai China 201612

t (86-21) 61915666

f (86-21) 61915678

www.sgs.com.cn

中国·上海·松江区金都西路588号

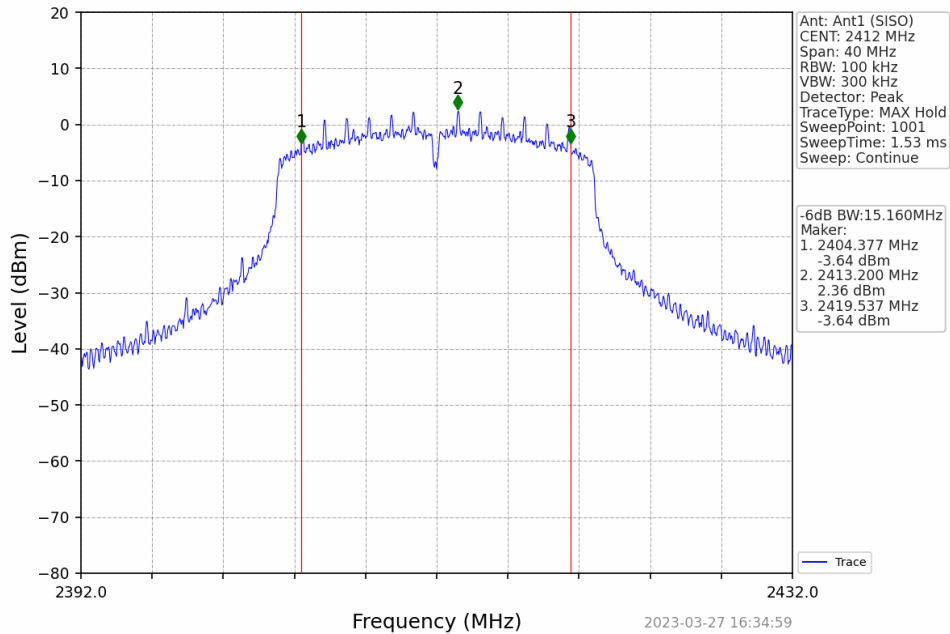
邮编: 201612

t (86-21) 61915666

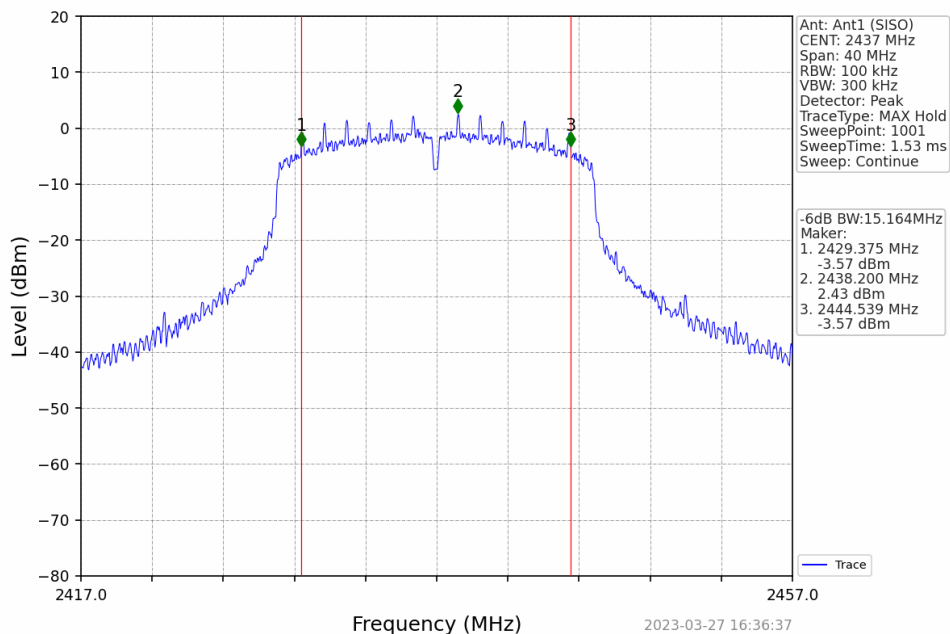
f (86-21) 61915678

sgs.china@sgs.com

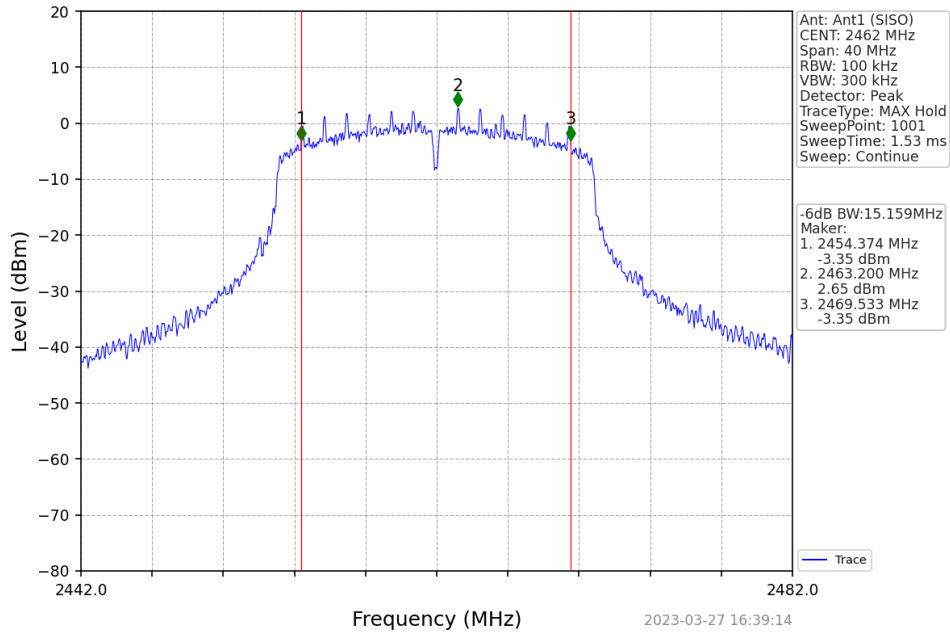
802.11n(HT20)_LCH_2412MHz_Ant1 (SISO)_NTNV



802.11n(HT20)_MCH_2437MHz_Ant1 (SISO)_NTNV



802.11n(HT20)_HCH_2462MHz_Ant1 (SISO)_NTNV



3. Maximum Conducted Output Power

3.1 Power

3.1.1 Test Result

Mode	TX Type	Frequency (MHz)	Maximum Average Conducted Output Power (dBm)		Verdict
			ANT1	Limit	
802.11b	SISO	2412	15.63	<=30	Pass
		2437	15.72	<=30	Pass
		2462	16.30	<=30	Pass
802.11g	SISO	2412	13.90	<=30	Pass
		2437	13.95	<=30	Pass
		2462	14.46	<=30	Pass
802.11n (HT20)	SISO	2412	12.82	<=30	Pass
		2437	12.84	<=30	Pass
		2462	13.22	<=30	Pass

Note1: Antenna Gain: Ant1: 4.00dBi;



SGS-CSTC Standards Technical Services (Shanghai) Co., Ltd.
EEC EMC Lab

Unless otherwise agreed in writing, this document is issued by the Company subject to its General Conditions of Service printed overleaf, available on request or accessible at <https://www.sgs.com/en/Terms-and-Conditions>. Attention is drawn to the limitation of liability, indemnification and jurisdiction issues defined therein. Any holder of this document is advised that information contained hereon reflects the Company's findings at the time of its intervention only and within the limits of Client's instructions, if any. The Company's sole responsibility is to its Client and this document does not exonerate parties to a transaction from exercising all their rights and obligations under the transaction documents. This document cannot be reproduced except in full, without prior written approval of the Company. Any unauthorized alteration, forgery or falsification of the content or appearance of this document is unlawful and offenders may be prosecuted to the fullest extent of the law. Unless otherwise stated the results shown in this test report refer only to the sample(s) tested and such sample(s) are retained for 30 days only.

Attention: To check the authenticity of testing /inspection report & certificate, please contact us at telephone: (86-755) 8307 1443, or email: CN.Doccheck@sgs.com

NO.588 West Jindu Road, Songjiang District, Shanghai China 201612

中国·上海·松江区金都西路588号 邮编: 201612

t (86-21) 61915666

t (86-21) 61915666

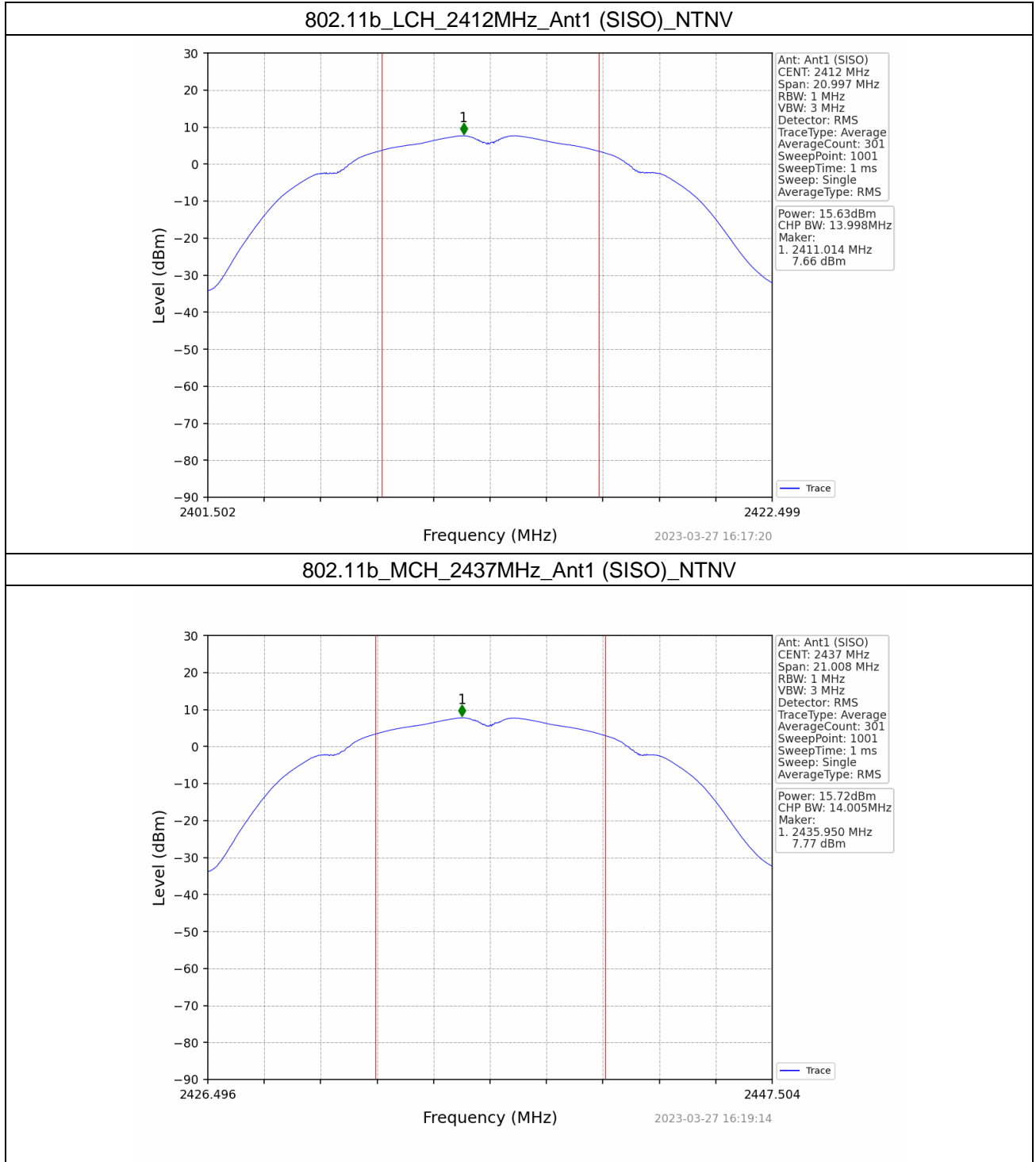
f (86-21) 61915678

f (86-21) 61915678

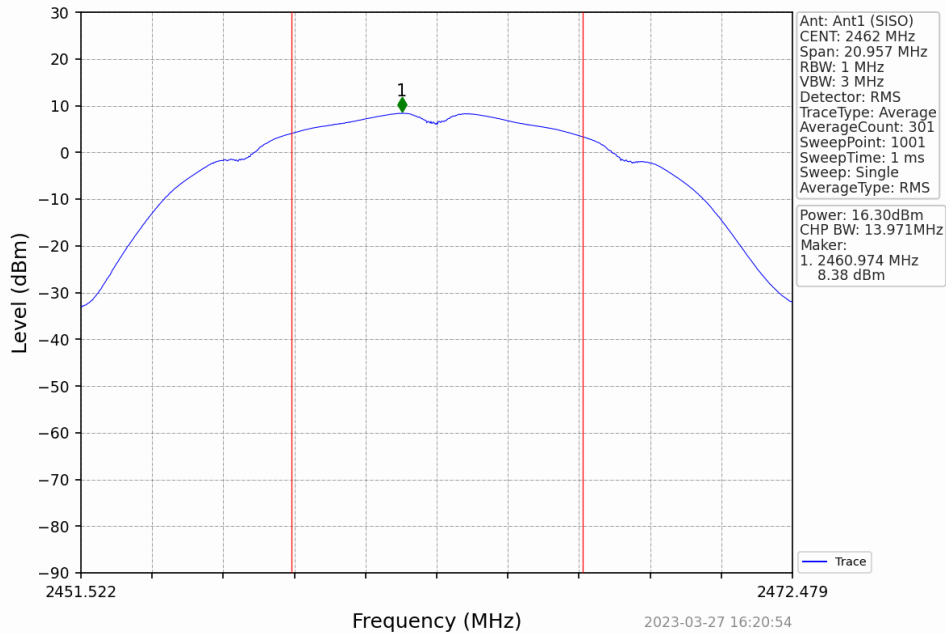
www.sgs.com.cn

sgs.china@sgs.com

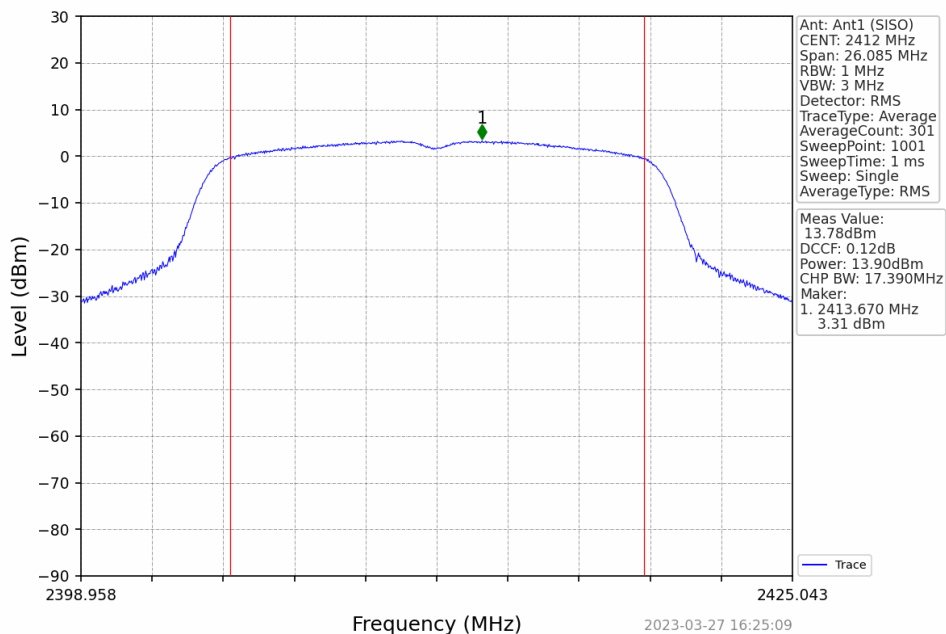
3.1.2 Test Graph



802.11b_HCH_2462MHz_Ant1 (SISO)_NTNV



802.11g_LCH_2412MHz_Ant1 (SISO)_NTNV



Unless otherwise agreed in writing, this document is issued by the Company subject to its General Conditions of Service printed overleaf, available on request or accessible at <https://www.sgs.com/en/Terms-and-Conditions>. Attention is drawn to the limitation of liability, indemnification and jurisdiction issues defined therein. Any holder of this document is advised that information contained hereon reflects the Company's findings at the time of its intervention only and within the limits of Client's instructions, if any. The Company's sole responsibility is to its Client and this document does not exonerate parties to a transaction from exercising all their rights and obligations under the transaction documents. This document cannot be reproduced except in full, without prior written approval of the Company. Any unauthorized alteration, forgery or falsification of the content or appearance of this document is unlawful and offenders may be prosecuted to the fullest extent of the law. Unless otherwise stated the results shown in this test report refer only to the sample(s) tested and such sample(s) are retained for 30 days only.

Attention: To check the authenticity of testing /inspection report & certificate, please contact us at telephone: (86-755) 8307 1443, or email: CN.Doccheck@sgs.com

SGS-CSTC Standards Technical Services (Shanghai) Co., Ltd.
EEC EMC Lab

NO.588 West Jindu Road, Songjiang District, Shanghai China 201612

t (86-21) 61915666

f (86-21) 61915678

www.sgsgroup.com.cn

中国·上海·松江区金都西路588号

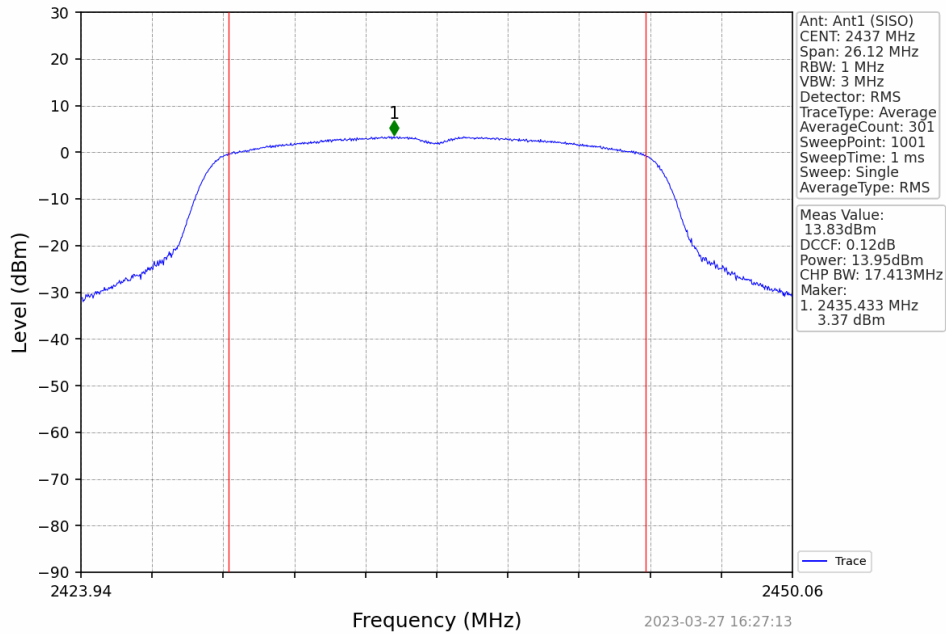
邮编: 201612

t (86-21) 61915666

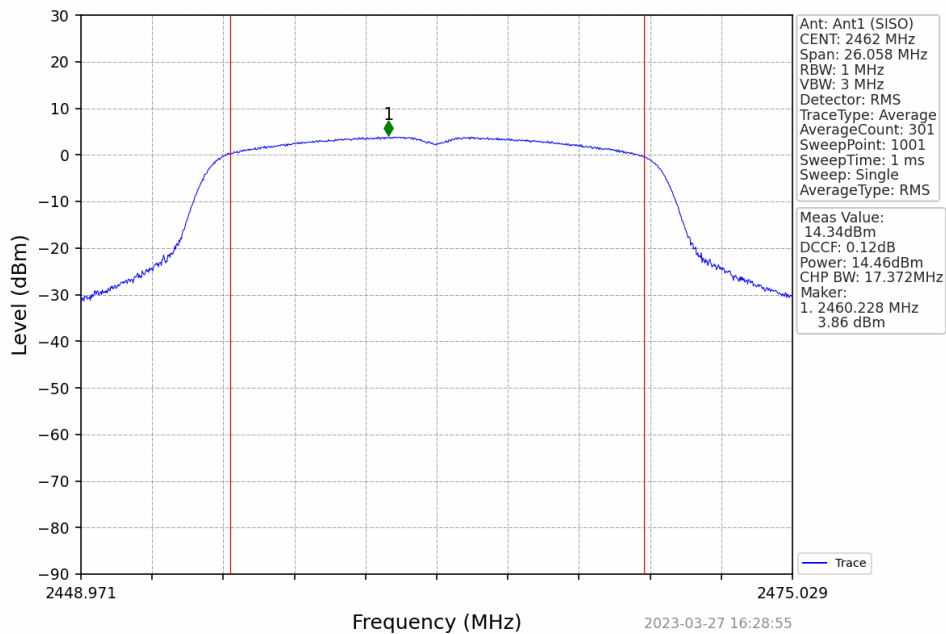
f (86-21) 61915678

sgs.china@sgs.com

802.11g_MCH_2437MHz_Ant1 (SISO)_NTNV



802.11g_HCH_2462MHz_Ant1 (SISO)_NTNV



Unless otherwise agreed in writing, this document is issued by the Company subject to its General Conditions of Service printed overleaf, available on request or accessible at <https://www.sgs.com/en/Terms-and-Conditions>. Attention is drawn to the limitation of liability, indemnification and jurisdiction issues defined therein. Any holder of this document is advised that information contained hereon reflects the Company's findings at the time of its intervention only and within the limits of Client's instructions, if any. The Company's sole responsibility is to its Client and this document does not exonerate parties to a transaction from exercising all their rights and obligations under the transaction documents. This document cannot be reproduced except in full, without prior written approval of the Company. Any unauthorized alteration, forgery or falsification of the content or appearance of this document is unlawful and offenders may be prosecuted to the fullest extent of the law. Unless otherwise stated the results shown in this test report refer only to the sample(s) tested and such sample(s) are retained for 30 days only.

Attention: To check the authenticity of testing /inspection report & certificate, please contact us at telephone: (86-755) 8307 1443, or email: CN.Doccheck@sgs.com

SGS-CSTC Standards Technical Services (Shanghai) Co., Ltd.
EEC EMC Lab

NO.588 West Jindu Road, Songjiang District, Shanghai China 201612

t (86-21) 61915666

f (86-21) 61915678

www.sgsgroup.com.cn

中国·上海·松江区金都西路588号

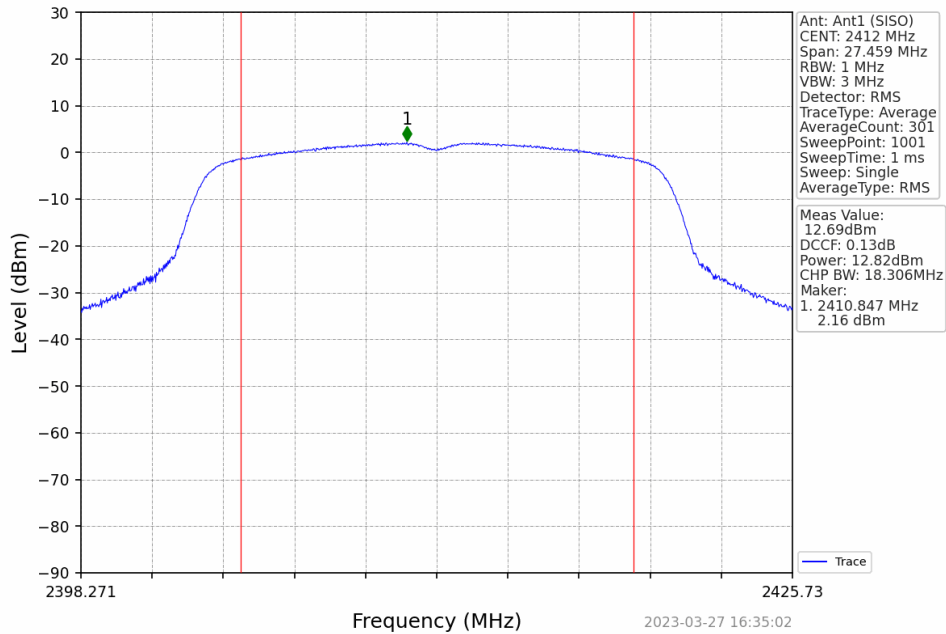
邮编: 201612

t (86-21) 61915666

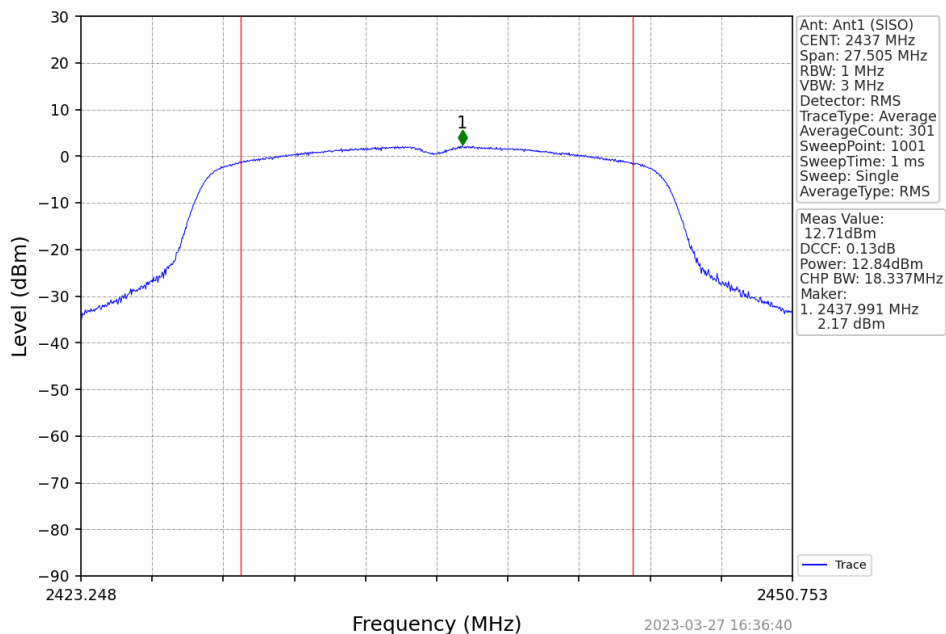
f (86-21) 61915678

sgs.china@sgs.com

802.11n(HT20)_LCH_2412MHz_Ant1 (SISO)_NTNV



802.11n(HT20)_MCH_2437MHz_Ant1 (SISO)_NTNV



Unless otherwise agreed in writing, this document is issued by the Company subject to its General Conditions of Service printed overleaf, available on request or accessible at <https://www.sgs.com/en/Terms-and-Conditions>. Attention is drawn to the limitation of liability, indemnification and jurisdiction issues defined therein. Any holder of this document is advised that information contained hereon reflects the Company's findings at the time of its intervention only and within the limits of Client's instructions, if any. The Company's sole responsibility is to its Client and this document does not exonerate parties to a transaction from exercising all their rights and obligations under the transaction documents. This document cannot be reproduced except in full, without prior written approval of the Company. Any unauthorized alteration, forgery or falsification of the content or appearance of this document is unlawful and offenders may be prosecuted to the fullest extent of the law. Unless otherwise stated the results shown in this test report refer only to the sample(s) tested and such sample(s) are retained for 30 days only.

Attention: To check the authenticity of testing /inspection report & certificate, please contact us at telephone: (86-755) 8307 1443, or email: CN.Doccheck@sgs.com

SGS-CSTC Standards Technical Services (Shanghai) Co., Ltd.
EEC EMC Lab

NO.588 West Jindu Road, Songjiang District, Shanghai China 201612

t (86-21) 61915666

f (86-21) 61915678

www.sgsgroup.com.cn

中国·上海·松江区金都西路588号

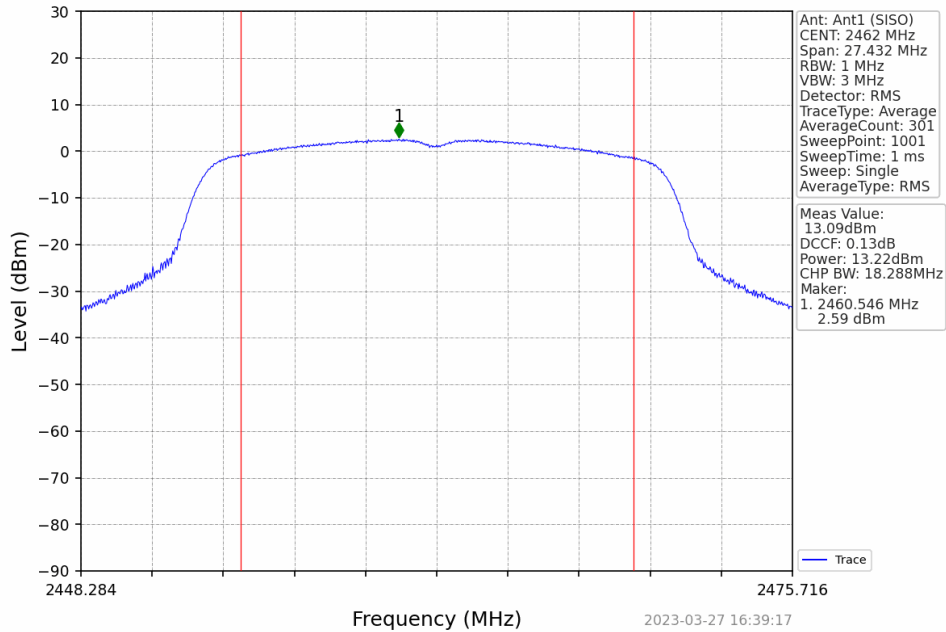
邮编: 201612

t (86-21) 61915666

f (86-21) 61915678

sgs.china@sgs.com

802.11n(HT20)_HCH_2462MHz_Ant1 (SISO)_NTNV



Unless otherwise agreed in writing, this document is issued by the Company subject to its General Conditions of Service printed overleaf, available on request or accessible at <https://www.sgs.com/en/Terms-and-Conditions>. Attention is drawn to the limitation of liability, indemnification and jurisdiction issues defined therein. Any holder of this document is advised that information contained hereon reflects the Company's findings at the time of its intervention only and within the limits of Client's instructions, if any. The Company's sole responsibility is to its Client and this document does not exonerate parties to a transaction from exercising all their rights and obligations under the transaction documents. This document cannot be reproduced except in full, without prior written approval of the Company. Any unauthorized alteration, forgery or falsification of the content or appearance of this document is unlawful and offenders may be prosecuted to the fullest extent of the law. Unless otherwise stated the results shown in this test report refer only to the sample(s) tested and such sample(s) are retained for 30 days only.

Attention: To check the authenticity of testing /inspection report & certificate, please contact us at telephone: (86-755) 8307 1443, or email: CN.Doccheck@sgs.com

SGS-CSTC Standards Technical Services (Shanghai) Co., Ltd.
EEC EMC Lab

NO.588 West Jindu Road, Songjiang District, Shanghai China 201612

t (86-21) 61915666

f (86-21) 61915678

www.sgsgroup.com.cn

中国·上海·松江区金都西路588号

邮编: 201612

t (86-21) 61915666

f (86-21) 61915678

sgs.china@sgs.com

4. Maximum Power Spectral Density

4.1 PSD

4.1.1 Test Result

Mode	TX Type	Frequency (MHz)	Maximum PSD (dBm/3kHz)		Verdict
			ANT1	Limit	
802.11b	SISO	2412	-6.12	<=8	Pass
		2437	-7.16	<=8	Pass
		2462	-6.76	<=8	Pass
802.11g	SISO	2412	-11.81	<=8	Pass
		2437	-11.94	<=8	Pass
		2462	-11.11	<=8	Pass
802.11n (HT20)	SISO	2412	-12.99	<=8	Pass
		2437	-11.26	<=8	Pass
		2462	-11.85	<=8	Pass

Note1: Antenna Gain: Ant1: 4.00dBi;



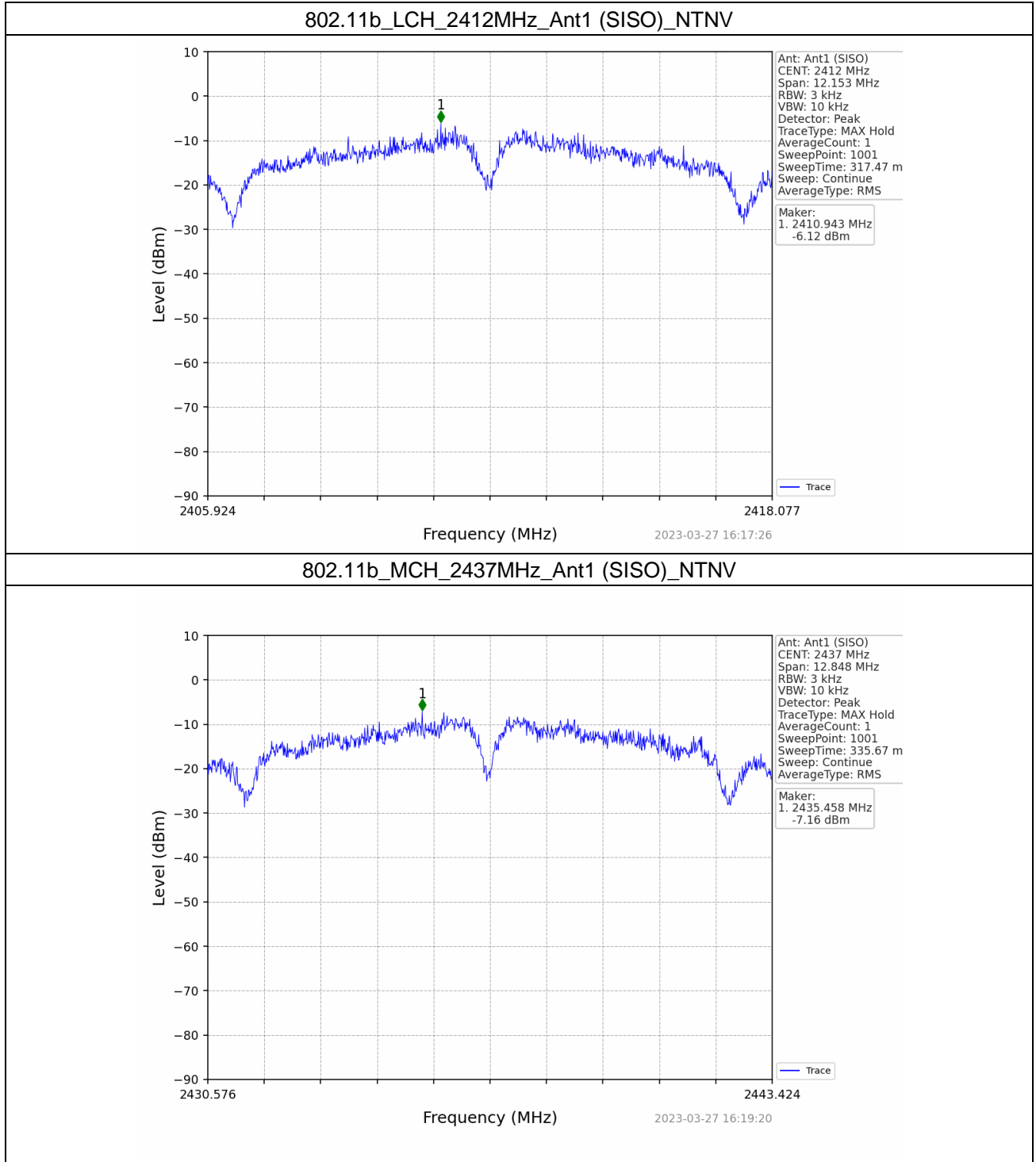
SGS-CSTC Standards Technical Services (Shanghai) Co., Ltd.
EEC EMC Lab

Unless otherwise agreed in writing, this document is issued by the Company subject to its General Conditions of Service printed overleaf, available on request or accessible at <https://www.sgs.com/en/Terms-and-Conditions>. Attention is drawn to the limitation of liability, indemnification and jurisdiction issues defined therein. Any holder of this document is advised that information contained hereon reflects the Company's findings at the time of its intervention only and within the limits of Client's instructions, if any. The Company's sole responsibility is to its Client and this document does not exonerate parties to a transaction from exercising all their rights and obligations under the transaction documents. This document cannot be reproduced except in full, without prior written approval of the Company. Any unauthorized alteration, forgery or falsification of the content or appearance of this document is unlawful and offenders may be prosecuted to the fullest extent of the law. Unless otherwise stated the results shown in this test report refer only to the sample(s) tested and such sample(s) are retained for 30 days only.

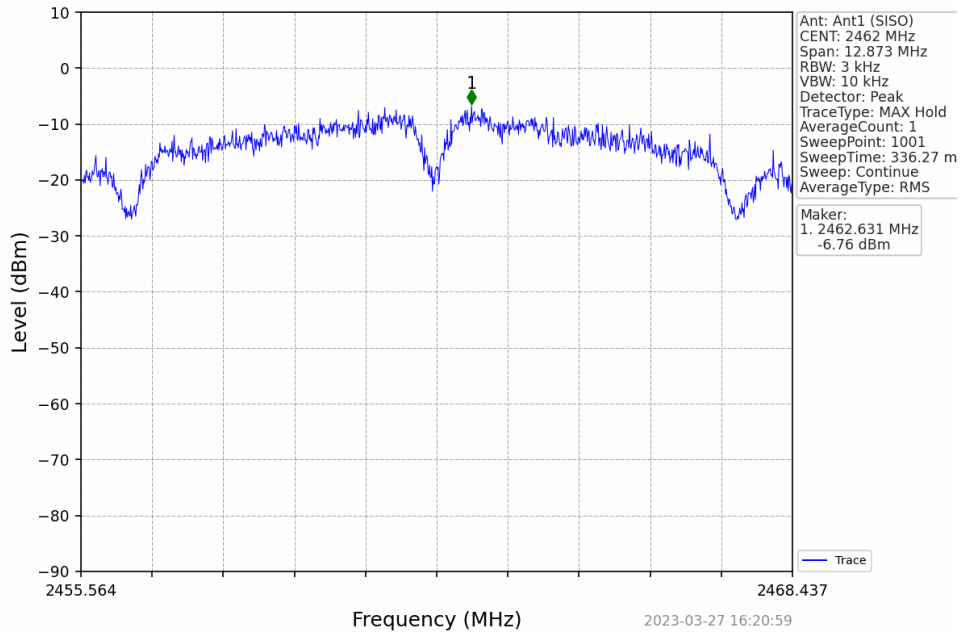
Attention: To check the authenticity of testing /inspection report & certificate, please contact us at telephone: (86-755) 8307 1443, or email: CN.Doccheck@sgs.com

NO.588 West Jindu Road, Songjiang District, Shanghai China 201612 t (86-21) 61915666 f (86-21) 61915678 www.sgsgroup.com.cn
中国·上海·松江区金都西路588号 邮编: 201612 t (86-21) 61915666 f (86-21) 61915678 sgs.china@sgs.com

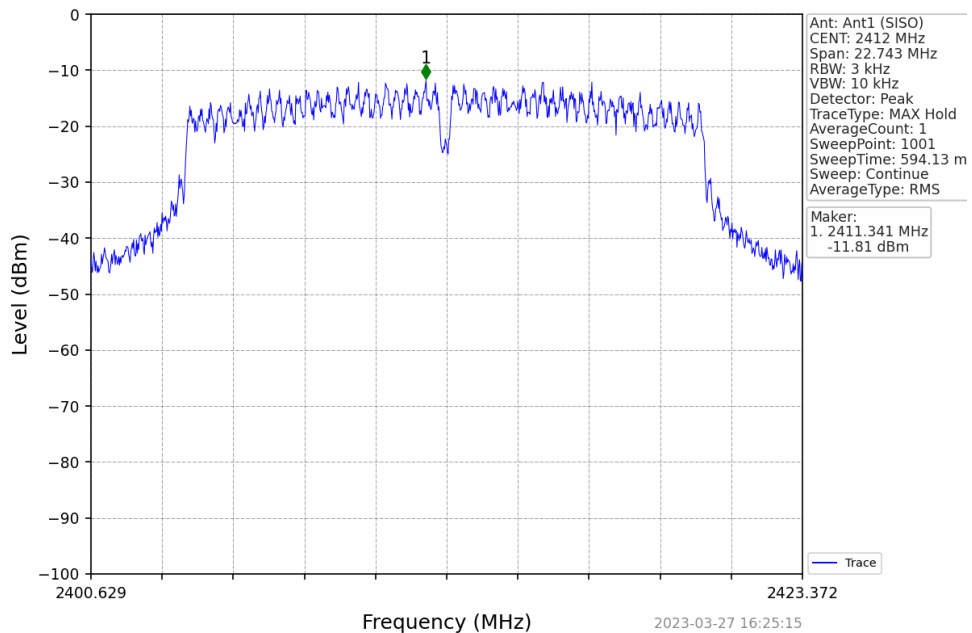
4.1.2 Test Graph



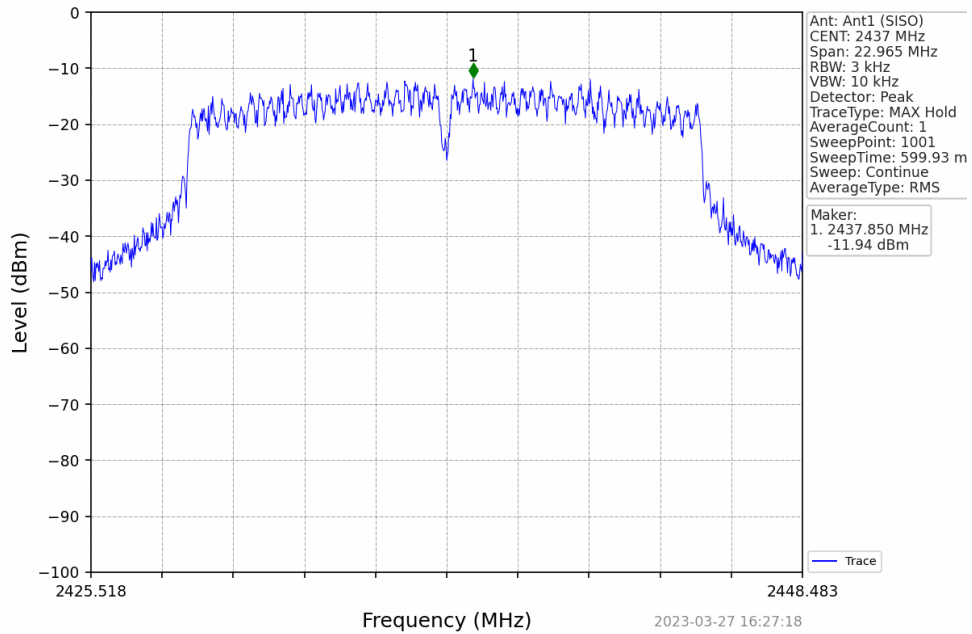
802.11b_HCH_2462MHz_Ant1 (SISO)_NTNV



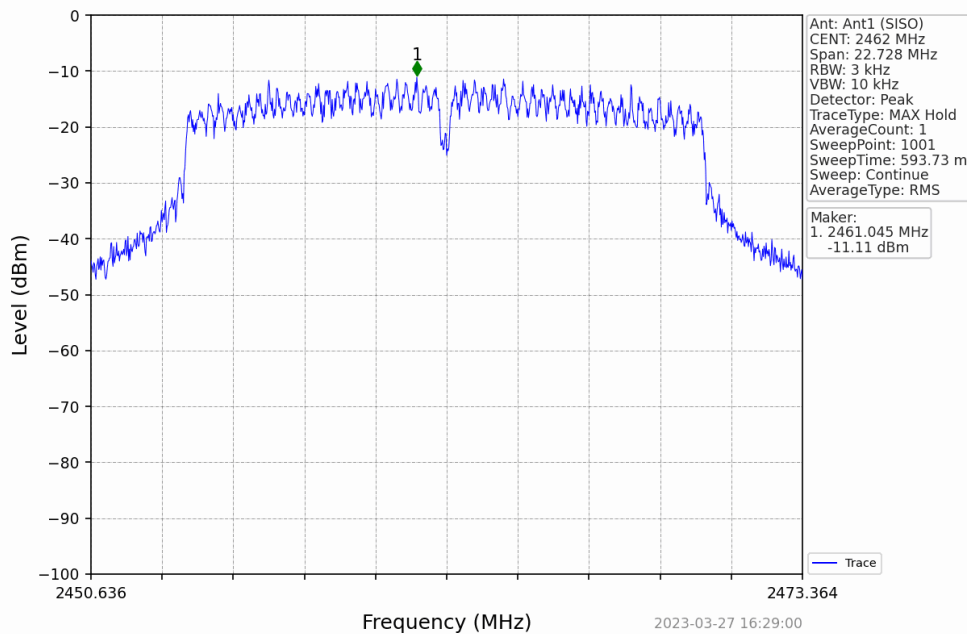
802.11g_LCH_2412MHz_Ant1 (SISO)_NTNV



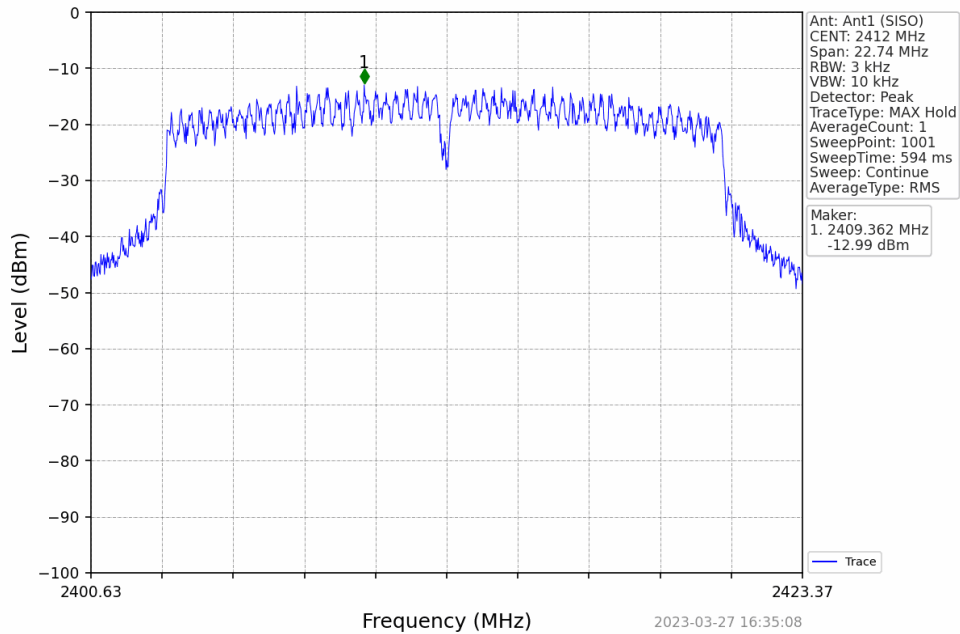
802.11g_MCH_2437MHz_Ant1 (SISO)_NTNV



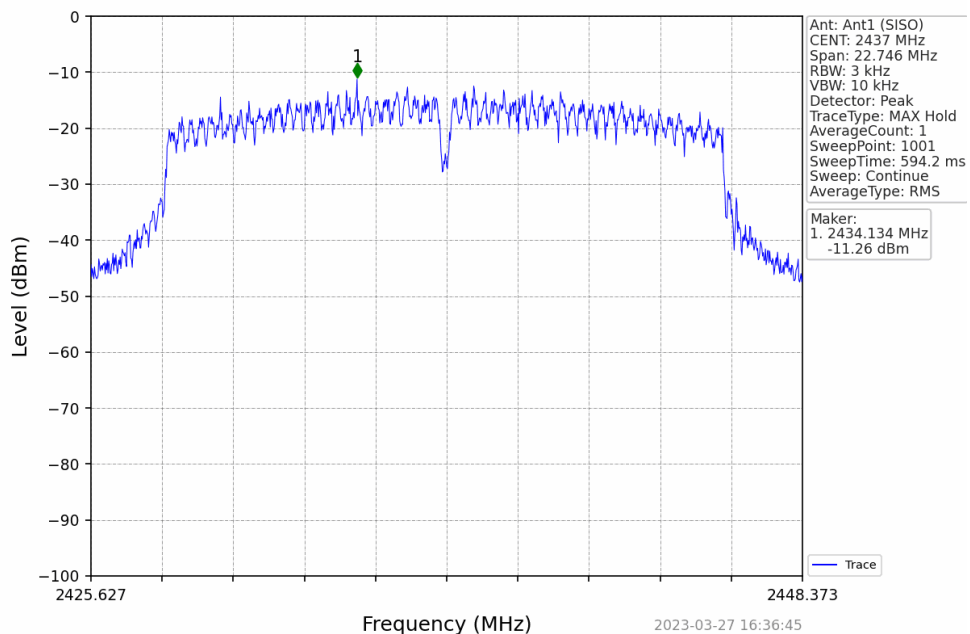
802.11g_HCH_2462MHz_Ant1 (SISO)_NTNV



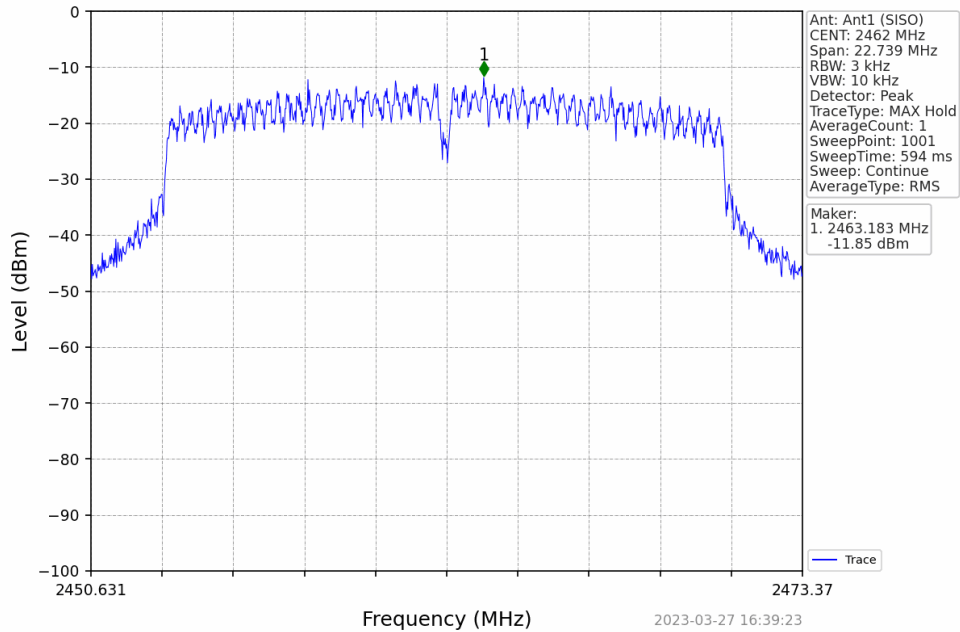
802.11n(HT20)_LCH_2412MHz_Ant1 (SISO)_NTNV



802.11n(HT20)_MCH_2437MHz_Ant1 (SISO)_NTNV



802.11n(HT20)_HCH_2462MHz_Ant1 (SISO)_NTNV



5. Unwanted Emissions In Non-restricted Frequency Bands

5.1 Ref

5.1.1 Test Result

Mode	TX Type	Frequency (MHz)	ANT	Level of Reference (dBm)
802.11b	SISO	2412	1	7.45
		2437	1	7.66
		2462	1	8.02
802.11g	SISO	2412	1	3.16
		2437	1	3.36
		2462	1	3.64
802.11n (HT20)	SISO	2412	1	2.38
		2437	1	2.23
		2462	1	2.68

Note1: Refer to FCC Part 15.247 (d) and ANSI C63.10-2013, the channel contains the maximum PSD level was used to establish the reference level.



SGS-CSTC Standards Technical Services (Shanghai) Co., Ltd.
EEC EMC Lab

Unless otherwise agreed in writing, this document is issued by the Company subject to its General Conditions of Service printed overleaf, available on request or accessible at <https://www.sgs.com/en/Terms-and-Conditions>. Attention is drawn to the limitation of liability, indemnification and jurisdiction issues defined therein. Any holder of this document is advised that information contained hereon reflects the Company's findings at the time of its intervention only and within the limits of Client's instructions, if any. The Company's sole responsibility is to its Client and this document does not exonerate parties to a transaction from exercising all their rights and obligations under the transaction documents. This document cannot be reproduced except in full, without prior written approval of the Company. Any unauthorized alteration, forgery or falsification of the content or appearance of this document is unlawful and offenders may be prosecuted to the fullest extent of the law. Unless otherwise stated the results shown in this test report refer only to the sample(s) tested and such sample(s) are retained for 30 days only.

Attention: To check the authenticity of testing /inspection report & certificate, please contact us at telephone: (86-755) 8307 1443, or email: CN.Doccheck@sgs.com

NO.588 West Jindu Road, Songjiang District, Shanghai China 201612

中国·上海·松江区金都西路588号 邮编: 201612

t (86-21) 61915666

t (86-21) 61915666

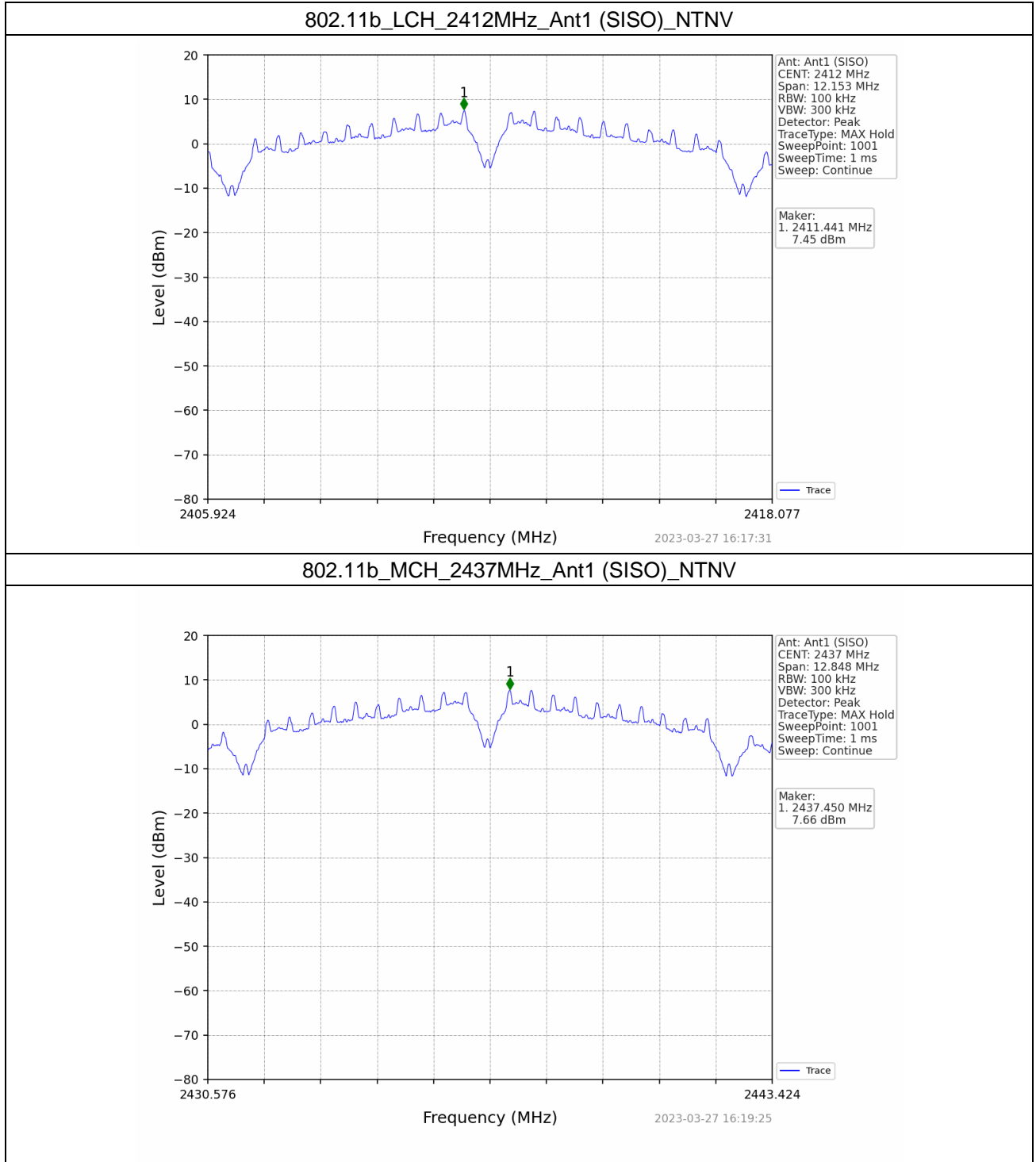
f (86-21) 61915678

f (86-21) 61915678

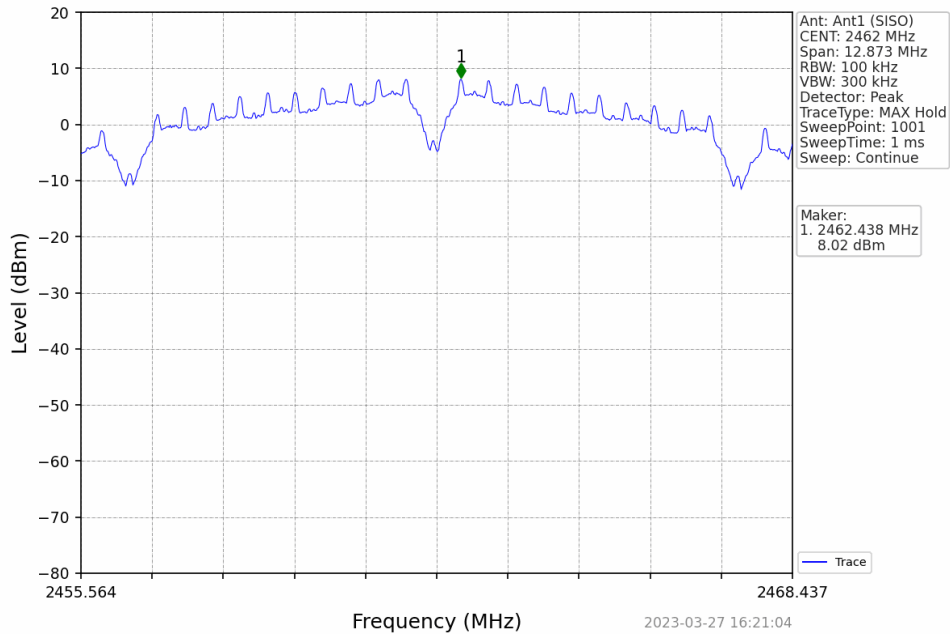
www.sgsgroup.com.cn

sgs.china@sgs.com

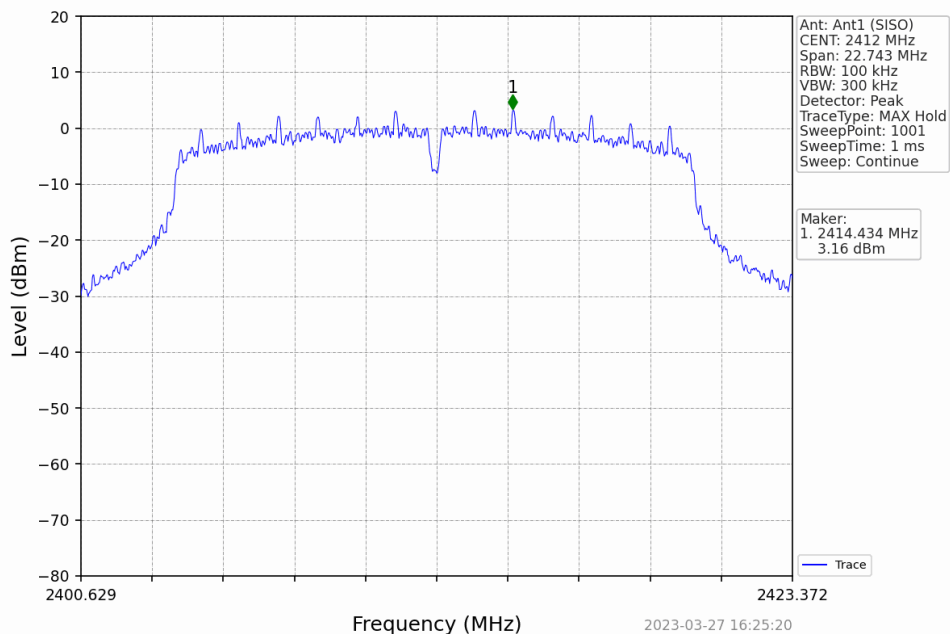
5.1.2 Test Graph



802.11b_HCH_2462MHz_Ant1 (SISO)_NTNV



802.11g_LCH_2412MHz_Ant1 (SISO)_NTNV



Unless otherwise agreed in writing, this document is issued by the Company subject to its General Conditions of Service printed overleaf, available on request or accessible at <https://www.sgs.com/en/Terms-and-Conditions>. Attention is drawn to the limitation of liability, indemnification and jurisdiction issues defined therein. Any holder of this document is advised that information contained hereon reflects the Company's findings at the time of its intervention only and within the limits of Client's instructions, if any. The Company's sole responsibility is to its Client and this document does not exonerate parties to a transaction from exercising all their rights and obligations under the transaction documents. This document cannot be reproduced except in full, without prior written approval of the Company. Any unauthorized alteration, forgery or falsification of the content or appearance of this document is unlawful and offenders may be prosecuted to the fullest extent of the law. Unless otherwise stated the results shown in this test report refer only to the sample(s) tested and such sample(s) are retained for 30 days only.

Attention: To check the authenticity of testing /inspection report & certificate, please contact us at telephone: (86-755) 8307 1443, or email: CN.Doccheck@sgs.com

SGS-CSTC Standards Technical Services (Shanghai) Co., Ltd.
EEC EMC Lab

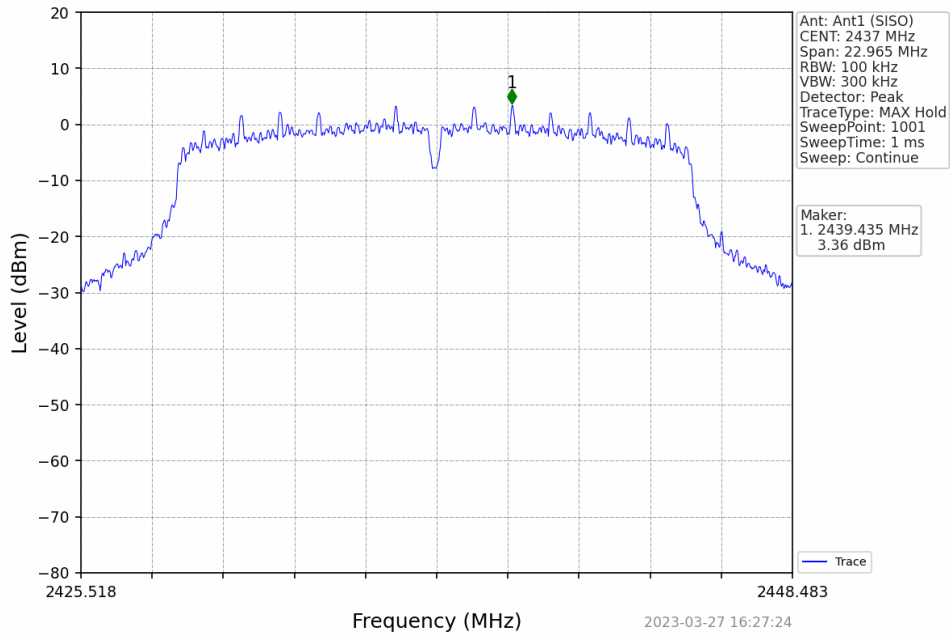
NO.588 West Jindu Road, Songjiang District, Shanghai China 201612
中国·上海·松江区金都西路588号 邮编: 201612

t (86-21) 61915666
t (86-21) 61915666

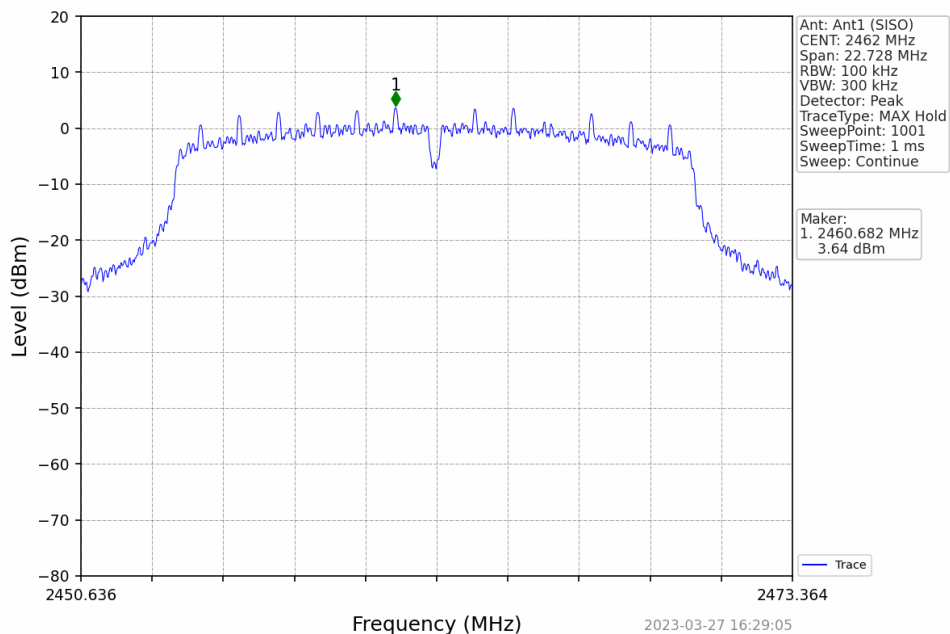
f (86-21) 61915678
f (86-21) 61915678

www.sgsgroup.com.cn
sgs.china@sgs.com

802.11g_MCH_2437MHz_Ant1 (SISO)_NTNV



802.11g_HCH_2462MHz_Ant1 (SISO)_NTNV



Unless otherwise agreed in writing, this document is issued by the Company subject to its General Conditions of Service printed overleaf, available on request or accessible at <https://www.sgs.com/en/Terms-and-Conditions>. Attention is drawn to the limitation of liability, indemnification and jurisdiction issues defined therein. Any holder of this document is advised that information contained hereon reflects the Company's findings at the time of its intervention only and within the limits of Client's instructions, if any. The Company's sole responsibility is to its Client and this document does not exonerate parties to a transaction from exercising all their rights and obligations under the transaction documents. This document cannot be reproduced except in full, without prior written approval of the Company. Any unauthorized alteration, forgery or falsification of the content or appearance of this document is unlawful and offenders may be prosecuted to the fullest extent of the law. Unless otherwise stated the results shown in this test report refer only to the sample(s) tested and such sample(s) are retained for 30 days only.

Attention: To check the authenticity of testing /inspection report & certificate, please contact us at telephone: (86-755) 8307 1443, or email: CN.Doccheck@sgs.com

SGS-CSTC Standards Technical Services (Shanghai) Co., Ltd.
EEC EMC Lab

NO.588 West Jindu Road, Songjiang District, Shanghai China 201612

中国·上海·松江区金都西路588号 邮编: 201612

t (86-21) 61915666

t (86-21) 61915666

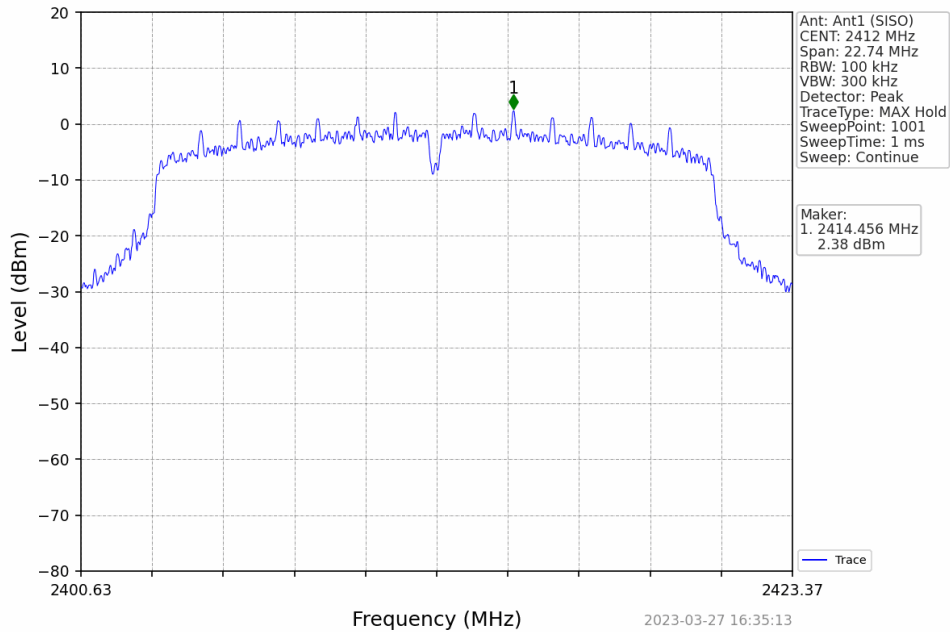
f (86-21) 61915678

f (86-21) 61915678

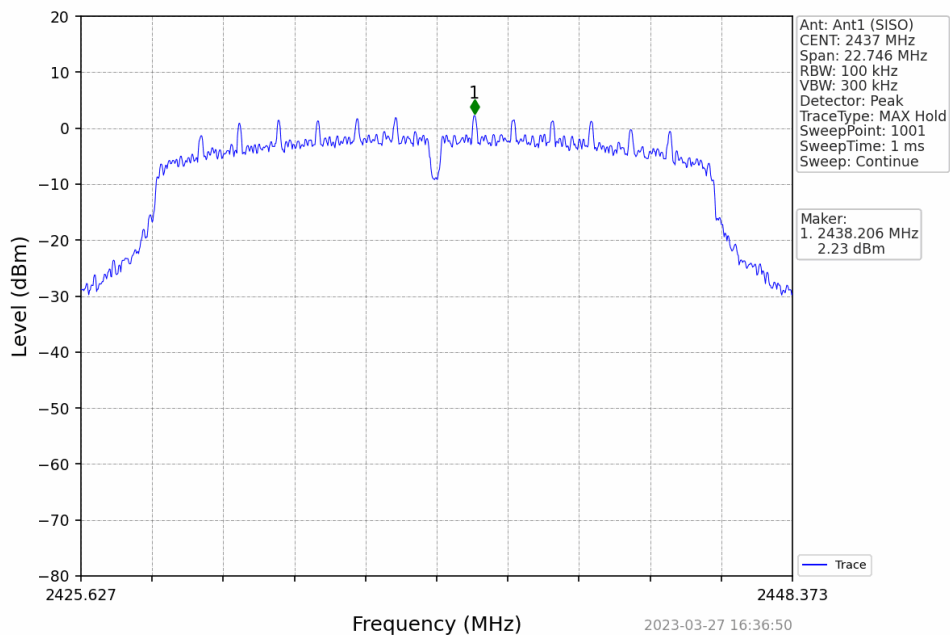
www.sgsgroup.com.cn

sgs.china@sgs.com

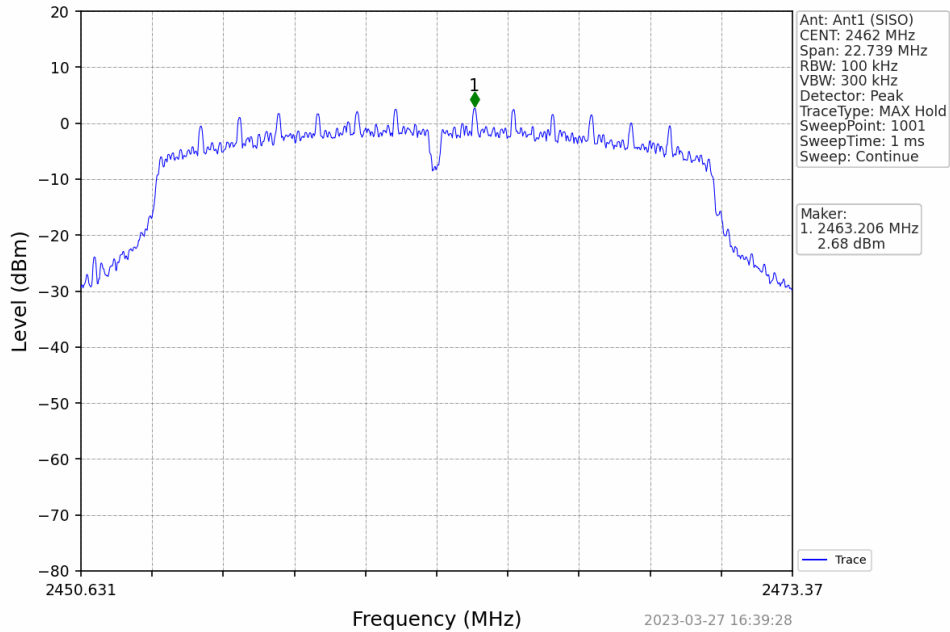
802.11n(HT20)_LCH_2412MHz_Ant1 (SISO)_NTNV



802.11n(HT20)_MCH_2437MHz_Ant1 (SISO)_NTNV



802.11n(HT20)_HCH_2462MHz_Ant1 (SISO)_NTNV



5.2 CSE

5.2.1 Test Result

Mode	TX Type	Frequency (MHz)	ANT	Level of Reference (dBm)	Limit (dBm)	Verdict
802.11b	SISO	2412	1	7.45	-22.55	Pass
		2437	1	7.66	-22.34	Pass
		2462	1	8.02	-21.98	Pass
802.11g	SISO	2412	1	3.16	-26.84	Pass
		2437	1	3.36	-26.64	Pass
		2462	1	3.64	-26.36	Pass
802.11n (HT20)	SISO	2412	1	2.38	-27.62	Pass
		2437	1	2.23	-27.77	Pass
		2462	1	2.68	-27.32	Pass

Note1: Refer to FCC Part 15.247 (d) and ANSI C63.10-2013, the channel contains the maximum PSD level was used to establish the reference level.



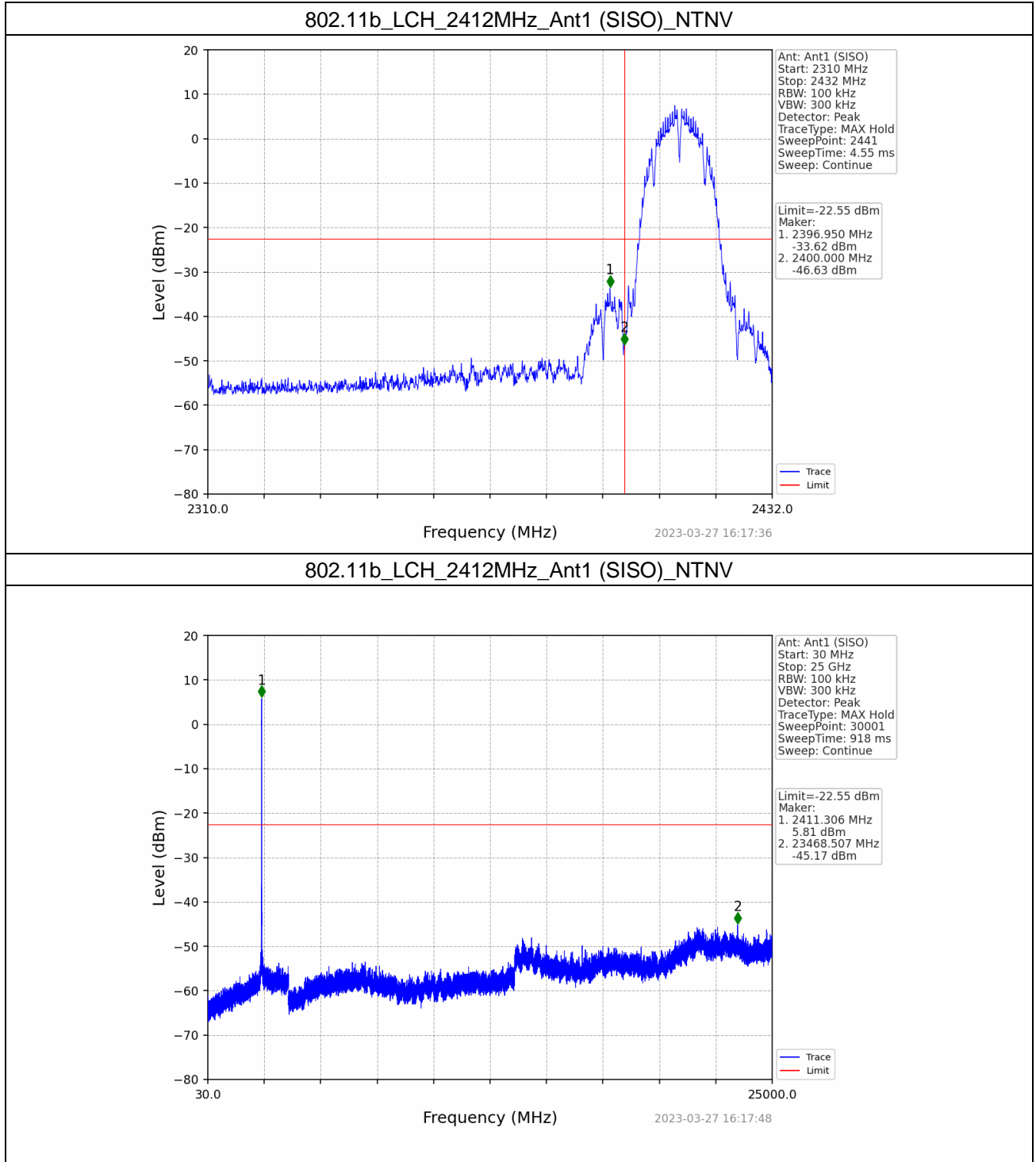
SGS-CSTC Standards Technical Services (Shanghai) Co., Ltd.
EEC EMC Lab

Unless otherwise agreed in writing, this document is issued by the Company subject to its General Conditions of Service printed overleaf, available on request or accessible at <https://www.sgs.com/en/Terms-and-Conditions>. Attention is drawn to the limitation of liability, indemnification and jurisdiction issues defined therein. Any holder of this document is advised that information contained hereon reflects the Company's findings at the time of its intervention only and within the limits of Client's instructions, if any. The Company's sole responsibility is to its Client and this document does not exonerate parties to a transaction from exercising all their rights and obligations under the transaction documents. This document cannot be reproduced except in full, without prior written approval of the Company. Any unauthorized alteration, forgery or falsification of the content or appearance of this document is unlawful and offenders may be prosecuted to the fullest extent of the law. Unless otherwise stated the results shown in this test report refer only to the sample(s) tested and such sample(s) are retained for 30 days only.

Attention: To check the authenticity of testing /inspection report & certificate, please contact us at telephone: (86-755) 8307 1443, or email: CN.Doccheck@sgs.com

NO.588 West Jindu Road, Songjiang District, Shanghai China 201612 t (86-21) 61915666 f (86-21) 61915678 www.sgsgroup.com.cn
中国·上海·松江区金都西路588号 邮编: 201612 t (86-21) 61915666 f (86-21) 61915678 sgs.china@sgs.com

5.2.2 Test Graph



Unless otherwise agreed in writing, this document is issued by the Company subject to its General Conditions of Service printed overleaf, available on request or accessible at <https://www.sgs.com/en/Terms-and-Conditions>. Attention is drawn to the limitation of liability, indemnification and jurisdiction issues defined therein. Any holder of this document is advised that information contained hereon reflects the Company's findings at the time of its intervention only and within the limits of Client's instructions, if any. The Company's sole responsibility is to its Client and this document does not exonerate parties to a transaction from exercising all their rights and obligations under the transaction documents. This document cannot be reproduced except in full, without prior written approval of the Company. Any unauthorized alteration, forgery or falsification of the content or appearance of this document is unlawful and offenders may be prosecuted to the fullest extent of the law. Unless otherwise stated the results shown in this test report refer only to the sample(s) tested and such sample(s) are retained for 30 days only.

Attention: To check the authenticity of testing / inspection report & certificate, please contact us at telephone: (86-755) 8307 1443, or email: CN.Doccheck@sgs.com

SGS-CSTC Standards Technical Services (Shanghai) Co., Ltd.
EEC EMC Lab

NO.588 West Jindu Road, Songjiang District, Shanghai China 201612

中国·上海·松江区金都西路588号 邮编: 201612

t (86-21) 61915666

t (86-21) 61915666

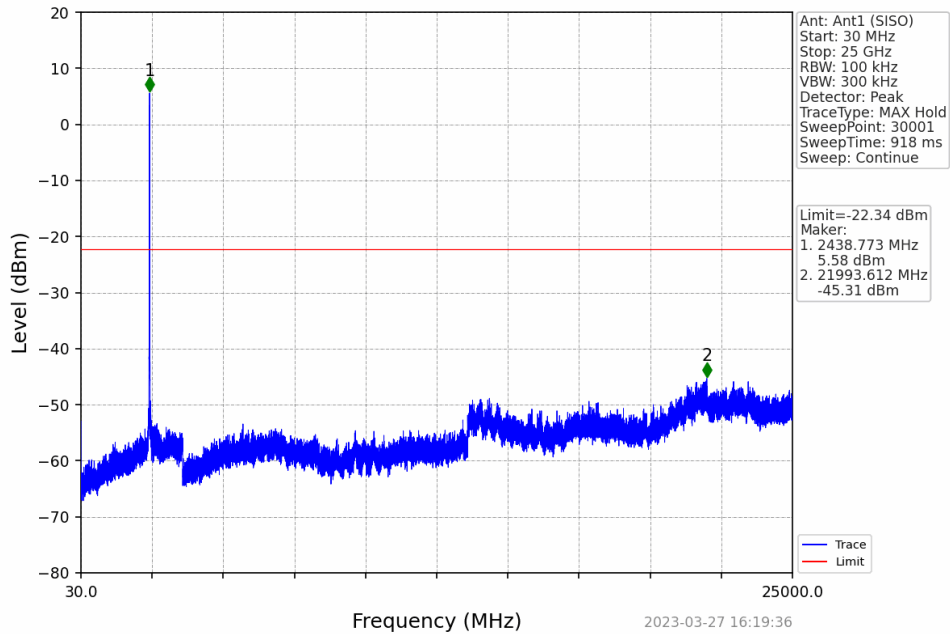
f (86-21) 61915678

f (86-21) 61915678

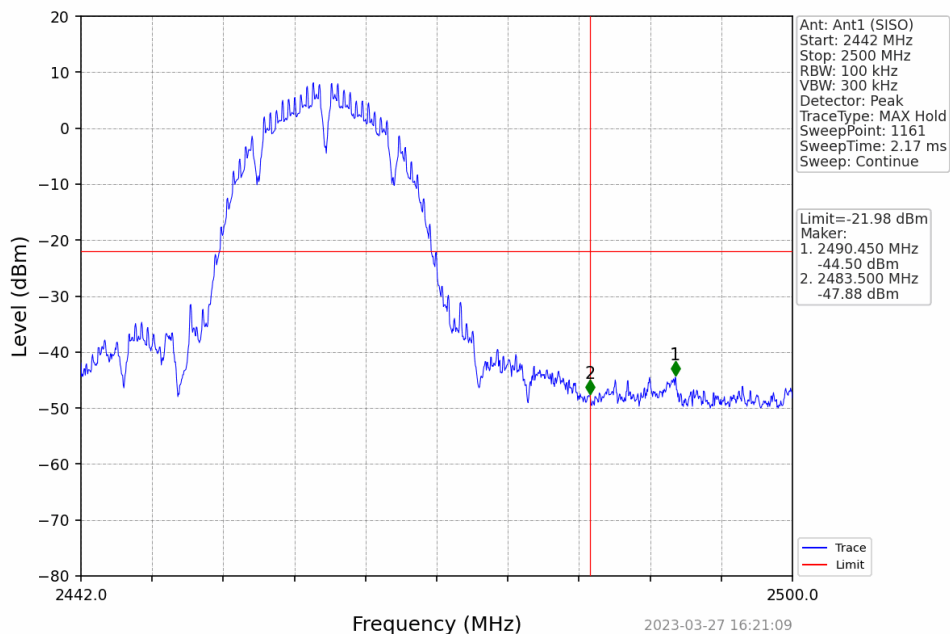
www.sgsgroup.com.cn

sgs.china@sgs.com

802.11b_MCH_2437MHz_Ant1 (SISO)_NTNV



802.11b_HCH_2462MHz_Ant1 (SISO)_NTNV



Unless otherwise agreed in writing, this document is issued by the Company subject to its General Conditions of Service printed overleaf, available on request or accessible at <https://www.sgs.com/en/Terms-and-Conditions>. Attention is drawn to the limitation of liability, indemnification and jurisdiction issues defined therein. Any holder of this document is advised that information contained hereon reflects the Company's findings at the time of its intervention only and within the limits of Client's instructions, if any. The Company's sole responsibility is to its Client and this document does not exonerate parties to a transaction from exercising all their rights and obligations under the transaction documents. This document cannot be reproduced except in full, without prior written approval of the Company. Any unauthorized alteration, forgery or falsification of the content or appearance of this document is unlawful and offenders may be prosecuted to the fullest extent of the law. Unless otherwise stated the results shown in this test report refer only to the sample(s) tested and such sample(s) are retained for 30 days only.

Attention: To check the authenticity of testing /inspection report & certificate, please contact us at telephone: (86-755) 8307 1443, or email: CN.Doccheck@sgs.com

SGS-CSTC Standards Technical Services (Shanghai) Co., Ltd.
EEC EMC Lab

NO.588 West Jindu Road, Songjiang District, Shanghai China 201612

中国·上海·松江区金都西路588号 邮编: 201612

t (86-21) 61915666

t (86-21) 61915666

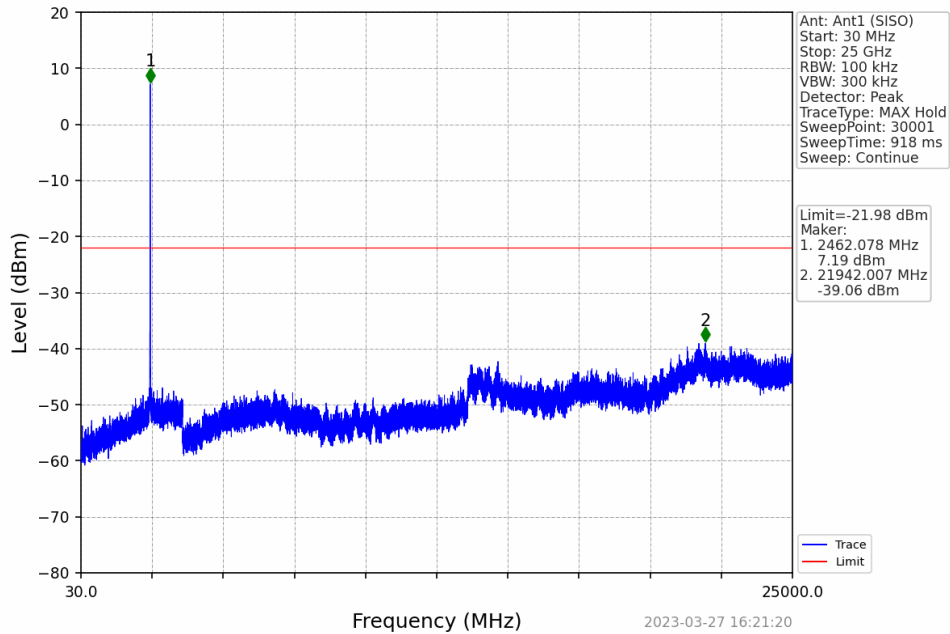
f (86-21) 61915678

f (86-21) 61915678

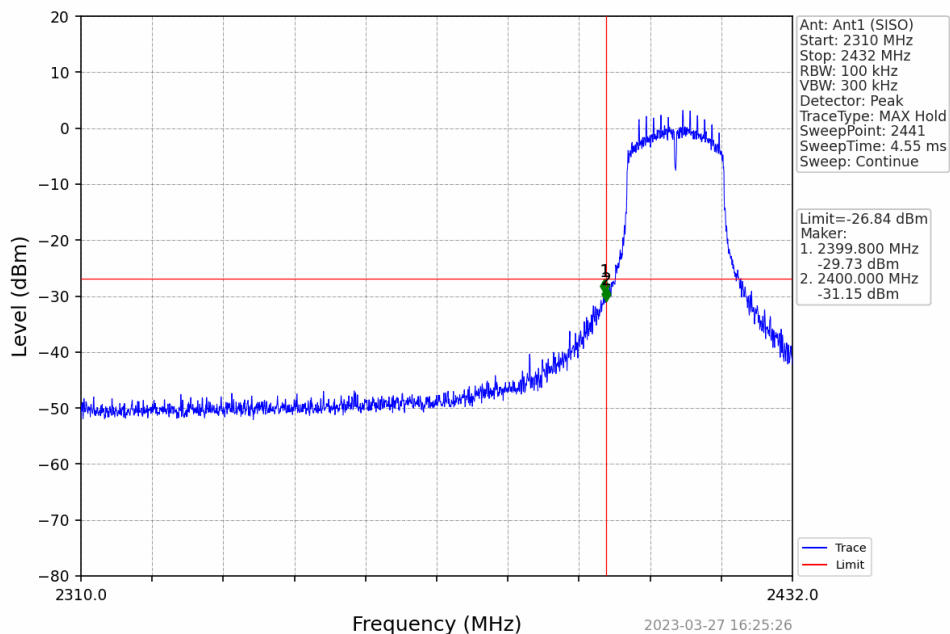
www.sgsgroup.com.cn

sgs.china@sgs.com

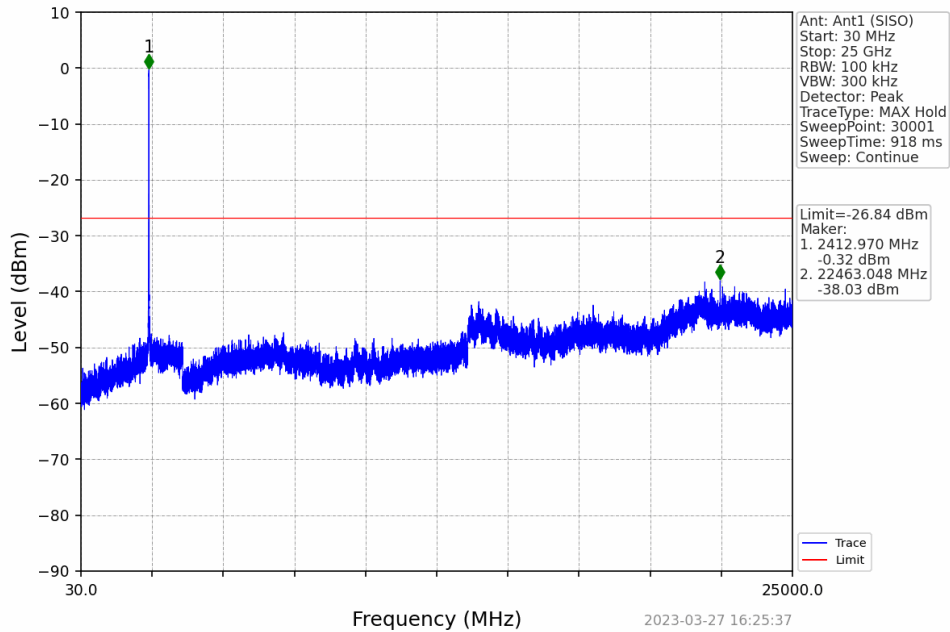
802.11b_HCH_2462MHz_Ant1 (SISO)_NTNV



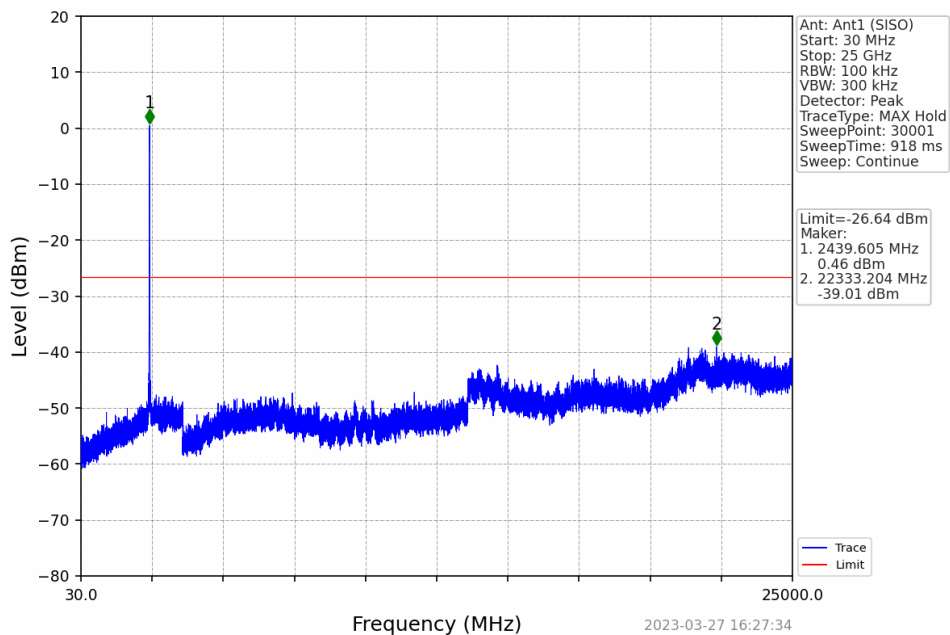
802.11g_LCH_2412MHz_Ant1 (SISO)_NTNV



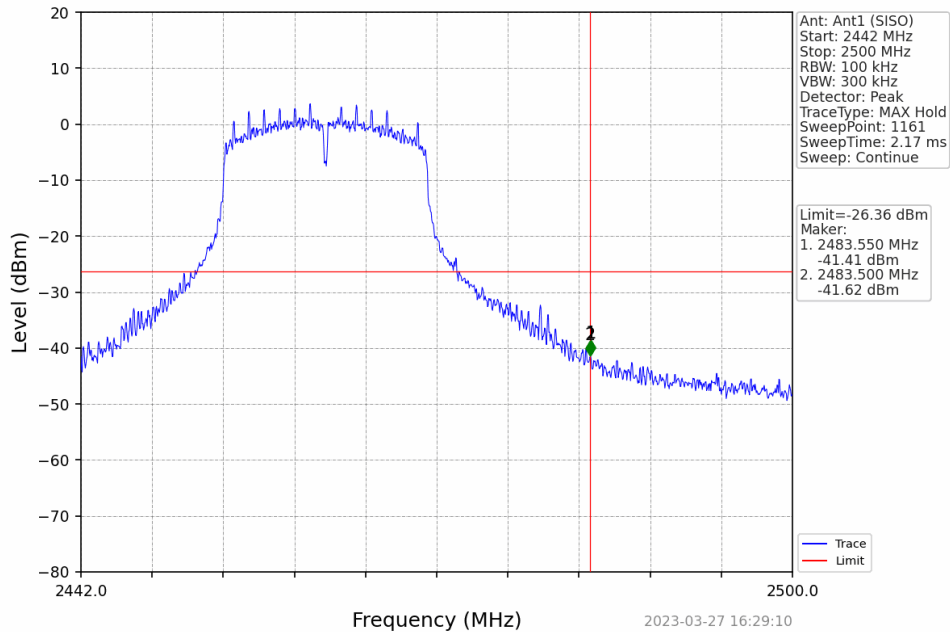
802.11g_LCH_2412MHz_Ant1 (SISO)_NTNV



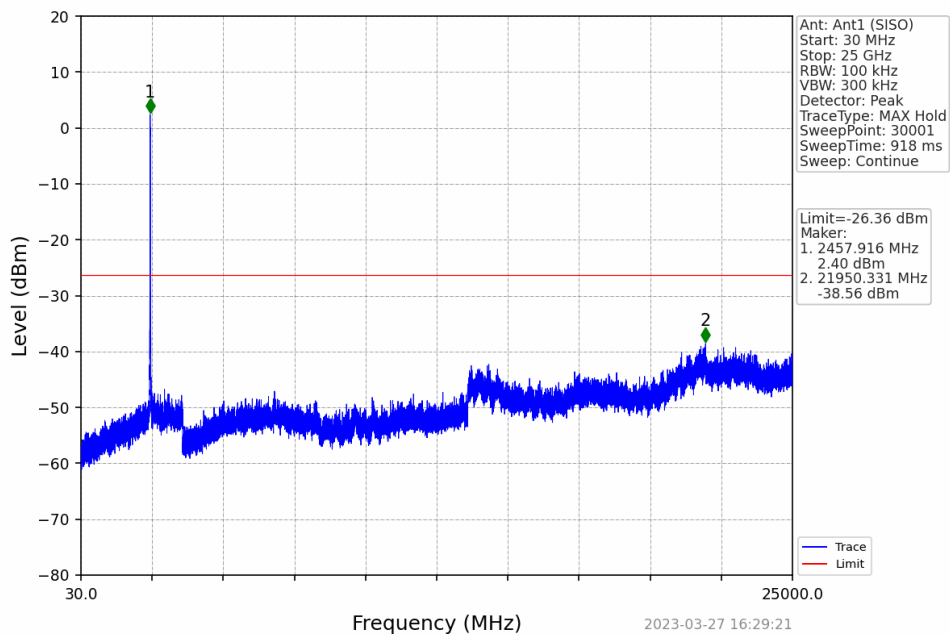
802.11g_MCH_2437MHz_Ant1 (SISO)_NTNV



802.11g_HCH_2462MHz_Ant1 (SISO)_NTNV



802.11g_HCH_2462MHz_Ant1 (SISO)_NTNV



Unless otherwise agreed in writing, this document is issued by the Company subject to its General Conditions of Service printed overleaf, available on request or accessible at <https://www.sgs.com/en/Terms-and-Conditions>. Attention is drawn to the limitation of liability, indemnification and jurisdiction issues defined therein. Any holder of this document is advised that information contained hereon reflects the Company's findings at the time of its intervention only and within the limits of Client's instructions, if any. The Company's sole responsibility is to its Client and this document does not exonerate parties to a transaction from exercising all their rights and obligations under the transaction documents. This document cannot be reproduced except in full, without prior written approval of the Company. Any unauthorized alteration, forgery or falsification of the content or appearance of this document is unlawful and offenders may be prosecuted to the fullest extent of the law. Unless otherwise stated the results shown in this test report refer only to the sample(s) tested and such sample(s) are retained for 30 days only.

Attention: To check the authenticity of testing /inspection report & certificate, please contact us at telephone: (86-755) 8307 1443, or email: CN.Doccheck@sgs.com

SGS-CSTC Standards Technical Services (Shanghai) Co., Ltd.
EEC EMC Lab

NO.588 West Jindu Road, Songjiang District, Shanghai China 201612

t (86-21) 61915666

f (86-21) 61915678

www.sgsgroup.com.cn

中国·上海·松江区金都西路588号

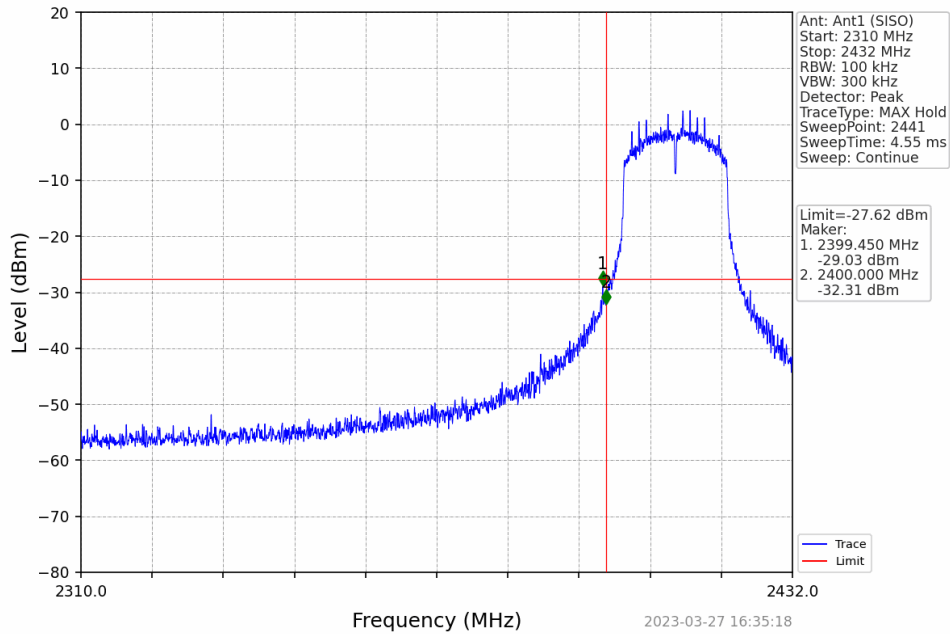
邮编: 201612

t (86-21) 61915666

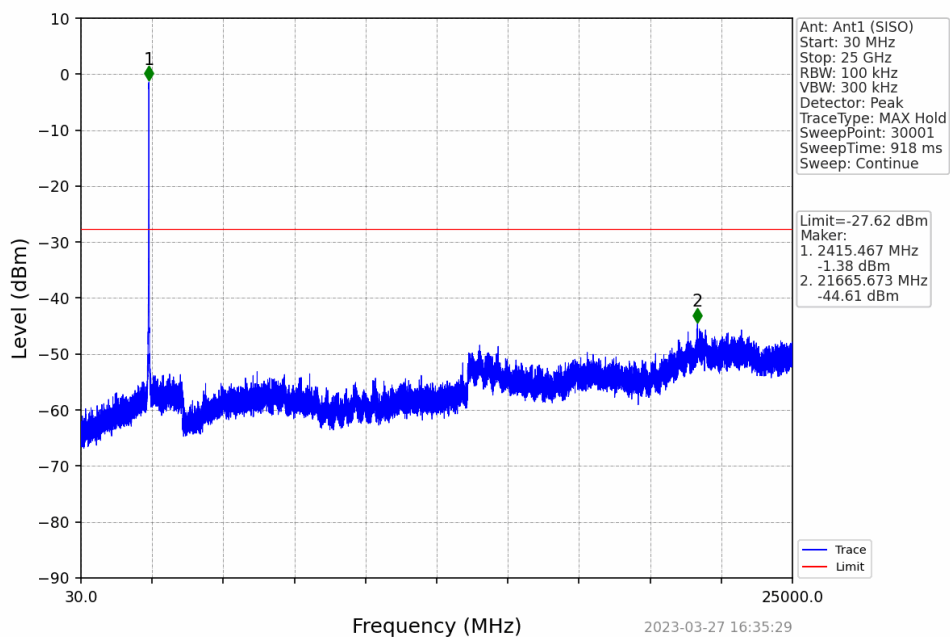
f (86-21) 61915678

sgs.china@sgs.com

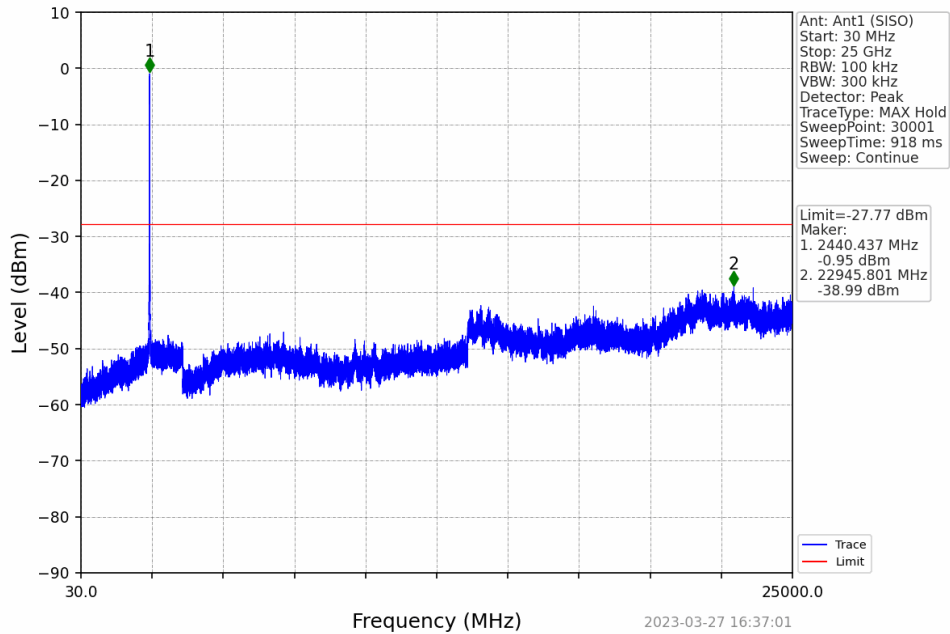
802.11n(HT20)_LCH_2412MHz_Ant1 (SISO)_NTNV



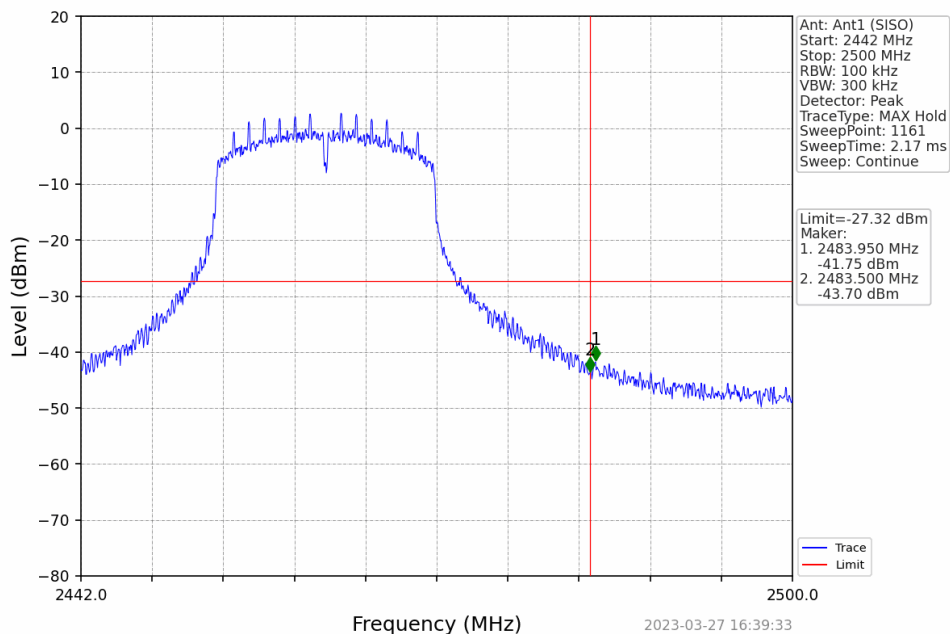
802.11n(HT20)_LCH_2412MHz_Ant1 (SISO)_NTNV



802.11n(HT20)_MCH_2437MHz_Ant1 (SISO)_NTNV



802.11n(HT20)_HCH_2462MHz_Ant1 (SISO)_NTNV



SGS-CSTC Standards Technical Services (Shanghai) Co., Ltd.
EEC EMC Lab

Unless otherwise agreed in writing, this document is issued by the Company subject to its General Conditions of Service printed overleaf, available on request or accessible at <https://www.sgs.com/en/Terms-and-Conditions>. Attention is drawn to the limitation of liability, indemnification and jurisdiction issues defined therein. Any holder of this document is advised that information contained hereon reflects the Company's findings at the time of its intervention only and within the limits of Client's instructions, if any. The Company's sole responsibility is to its Client and this document does not exonerate parties to a transaction from exercising all their rights and obligations under the transaction documents. This document cannot be reproduced except in full, without prior written approval of the Company. Any unauthorized alteration, forgery or falsification of the content or appearance of this document is unlawful and offenders may be prosecuted to the fullest extent of the law. Unless otherwise stated the results shown in this test report refer only to the sample(s) tested and such sample(s) are retained for 30 days only.

Attention: To check the authenticity of testing /inspection report & certificate, please contact us at telephone: (86-755) 8307 1443, or email: CN.Doccheck@sgs.com

NO.588 West Jindu Road, Songjiang District, Shanghai China 201612

t (86-21) 61915666

f (86-21) 61915678

www.ssgroup.com.cn

中国·上海·松江区金都西路588号

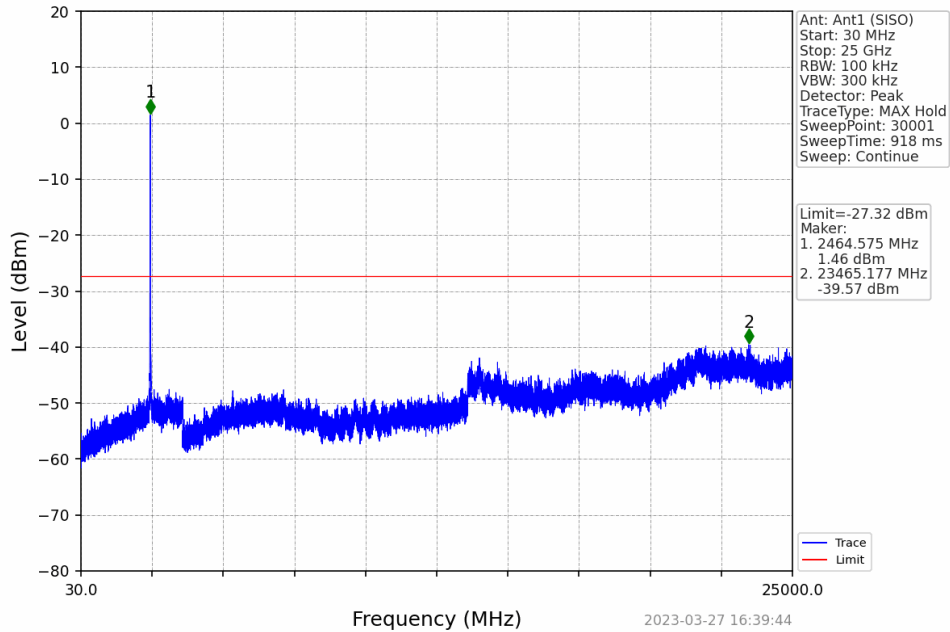
邮编: 201612

t (86-21) 61915666

f (86-21) 61915678

sgs.china@sgs.com

802.11n(HT20)_HCH_2462MHz_Ant1 (SISO)_NTNV



-- End of the Report --



Unless otherwise agreed in writing, this document is issued by the Company subject to its General Conditions of Service printed overleaf, available on request or accessible at <https://www.sgs.com/en/Terms-and-Conditions>. Attention is drawn to the limitation of liability, indemnification and jurisdiction issues defined therein. Any holder of this document is advised that information contained hereon reflects the Company's findings at the time of its intervention only and within the limits of Client's instructions, if any. The Company's sole responsibility is to its Client and this document does not exonerate parties to a transaction from exercising all their rights and obligations under the transaction documents. This document cannot be reproduced except in full, without prior written approval of the Company. Any unauthorized alteration, forgery or falsification of the content or appearance of this document is unlawful and offenders may be prosecuted to the fullest extent of the law. Unless otherwise stated the results shown in this test report refer only to the sample(s) tested and such sample(s) are retained for 30 days only.

Attention: To check the authenticity of testing /inspection report & certificate, please contact us at telephone: (86-755) 8307 1443, or email: CN.Doccheck@sgs.com

SGS-CSTC Standards Technical Services (Shanghai) Co., Ltd.
EEC EMC Lab

NO.588 West Jindu Road, Songjiang District, Shanghai China 201612

t (86-21) 61915666

f (86-21) 61915678

www.sgsgroup.com.cn

中国·上海·松江区金都西路588号

邮编: 201612

t (86-21) 61915666

f (86-21) 61915678

sgs.china@sgs.com