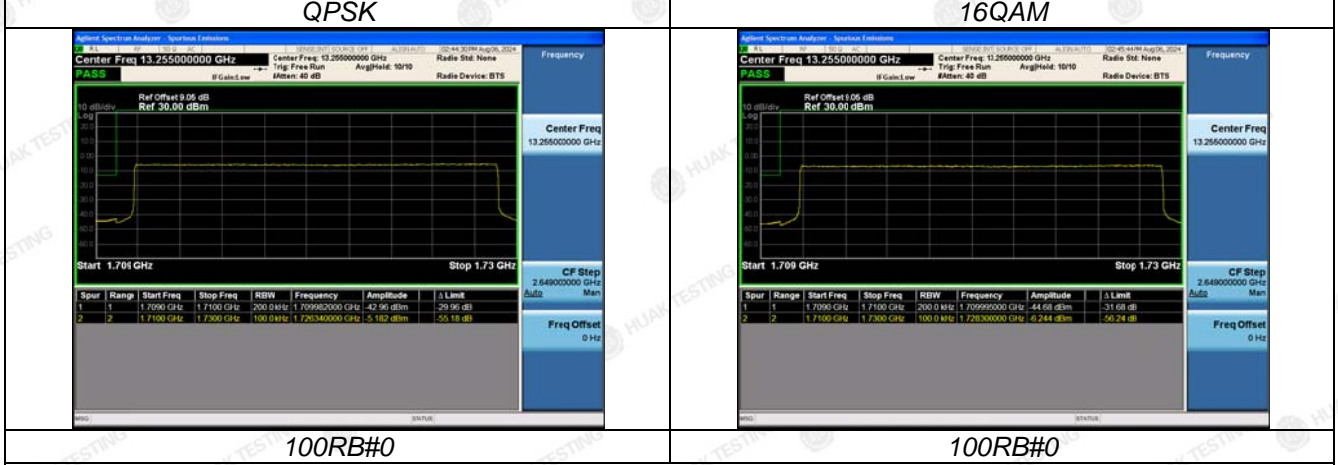
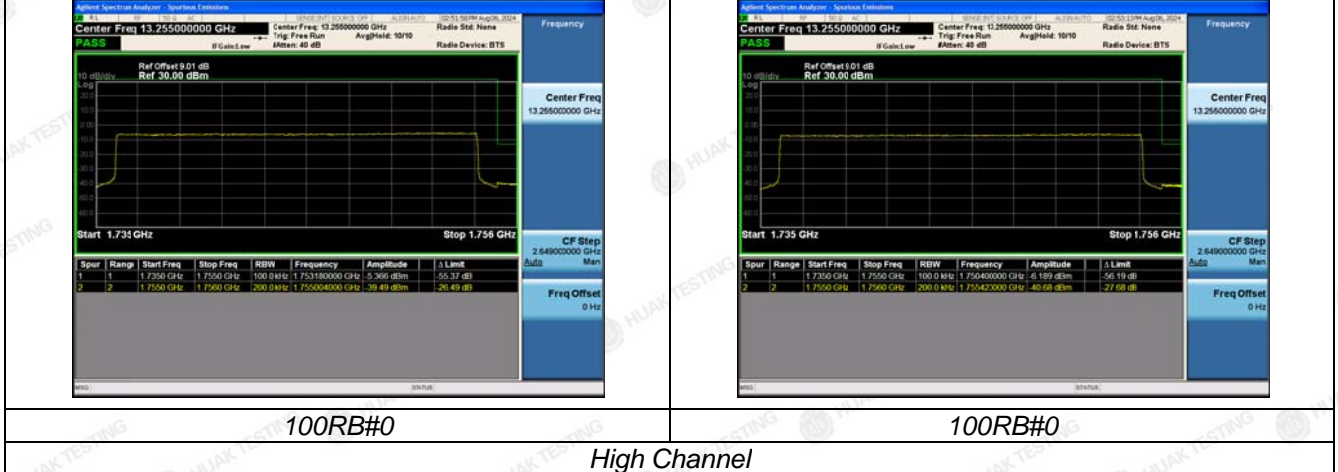


**LTE FDD Band 4-20MHz Channel Bandwidth Band Edge Compliance**



**Low Channel**



The results shown in this test report refer only to the sample(s) tested unless otherwise stated and the sample(s) are retained for 30 days only. The document is issued by HUAJ, this document cannot be reproduced except in full with our prior written permission. The more details and the authenticity of the report will be confirmed at <http://www.cer-mark.com>.

TEL : +86-755 2302 9901 FAX : +86-755 2302 9901 E-mail : service@cer-mark.com

Add: 1-2F., Building B2, Junfeng Zhongcheng Zhizao Innovation Park, Heping Community, Fuhai Street, Bao'an District, Shenzhen, Guangdong, China

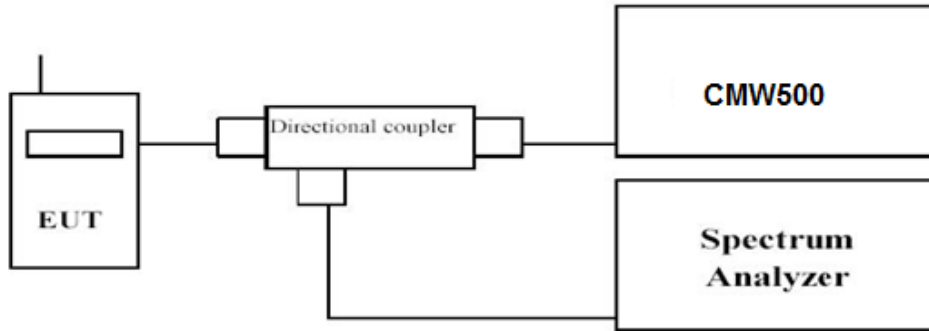
### 3.5 Spurious Emission

#### LIMIT

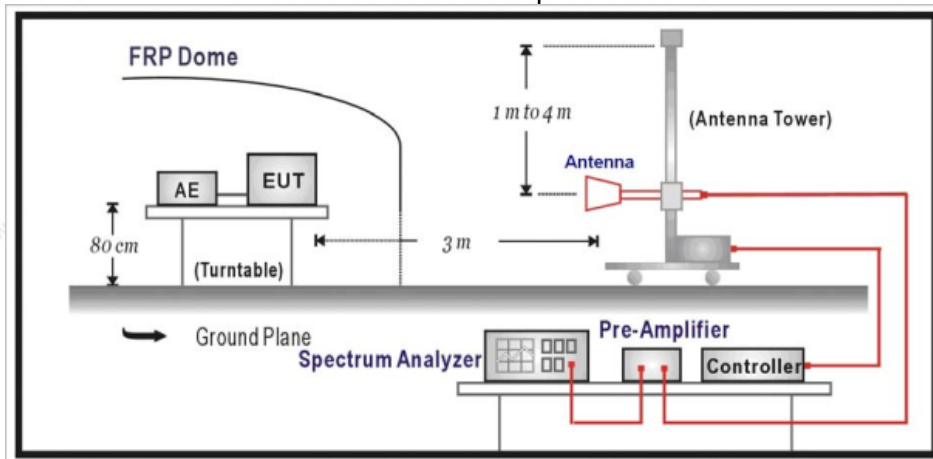
According to §27.53 (h): For operations in the 1710–1755 MHz and 2110–2155 MHz bands, the power of any emission outside a licensee’s frequency block shall be attenuated below the transmitter power (P) by at least  $43 + 10 \log_{10}(P)$  dB.

#### TEST CONFIGURATION

Conducted Spurious Measurement:



Radiated Spurious Measurement:



#### TEST PROCEDURE

The EUT was setup according to EIA/TIA 603D.

#### **Conducted Spurious Measurement:**

- Place the EUT on a bench and set it in transmitting mode.
- Connect a low loss RF cable from the antenna port to a spectrum analyzer and CMW500 by a Directional Couple.
- EUT Communicate with CMW500, then select a channel for testing.
- Add a correction factor to the display of spectrum, and then test.
- The resolution bandwidth of the spectrum analyzer was set sufficient scans were taken to show the out of band Emission if any up to 10<sup>th</sup> harmonic.
- Please refer to following tables for test antenna conducted emissions.

Working Frequency	Sub range (GHz)	RBW	VBW	Sweep time (s)
LTE FDD Band 4	0.000009~0.000015	1KHz	3KHz	Auto
	0.000015~0.03	10KHz	30KHz	Auto
	0.03~26.5	1 MHz	3 MHz	Auto



**Radiated Spurious Measurement:**

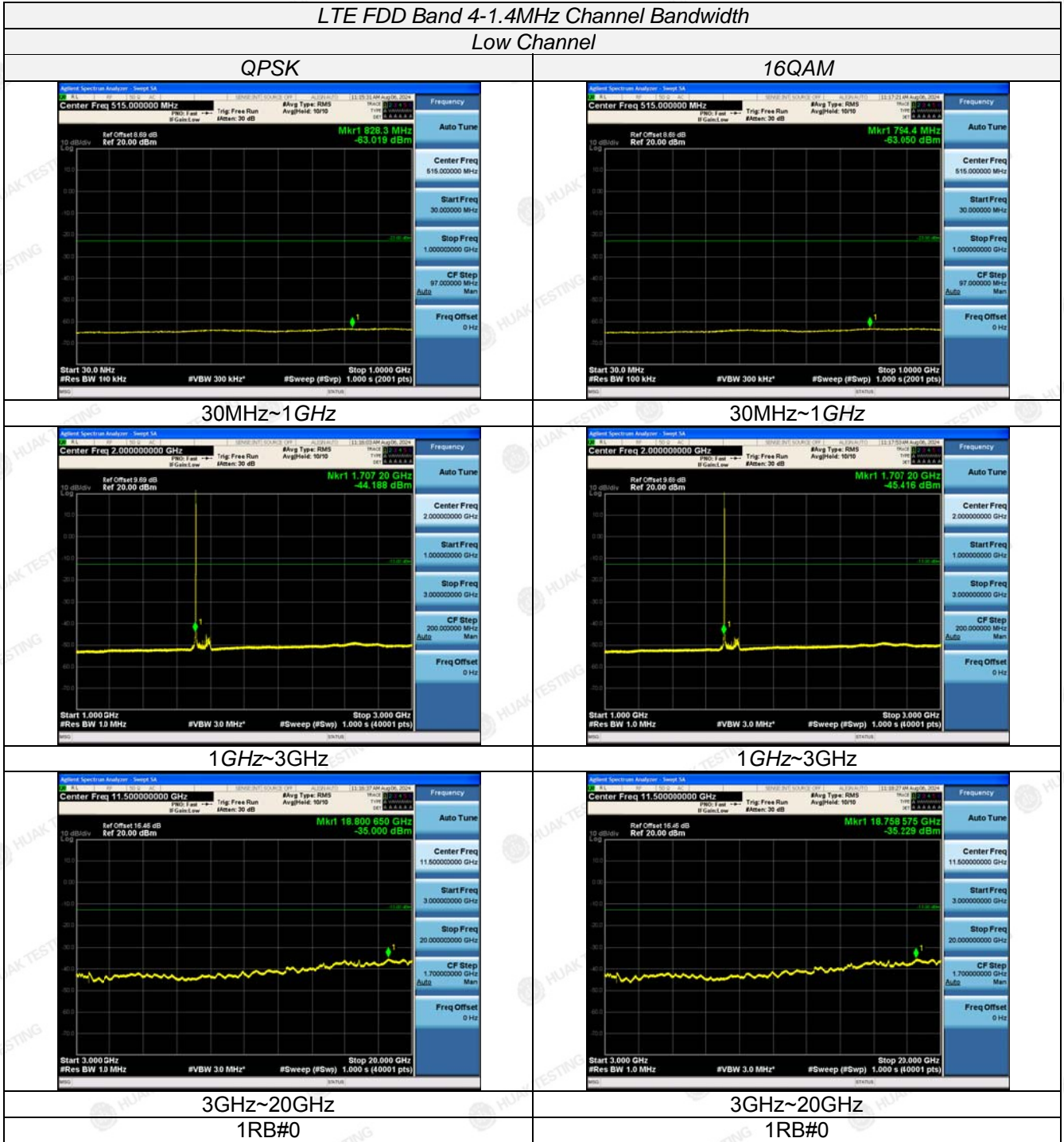
- a. The EUT shall be placed at the specified height on a support, and in the position closest to normal use as declared by provider.
- b. The test antenna shall be oriented initially for vertical polarization and shall be chosen to correspond to the frequency of the transmitter.
- c. The output of the test antenna shall be connected to the measuring receiver.
- d. The transmitter shall be switched on and the measuring receiver shall be tuned to the frequency of the transmitter under test.
- e. The test antenna shall be raised and lowered through the specified range of height until a maximum signal level is detected by the measuring receiver.
- f. The transmitter shall then be rotated through 360° in the horizontal plane, until the maximum signal level is detected by the measuring receiver.
- g. The test antenna shall be raised and lowered again through the specified range of height until a maximum signal level is detected by the measuring receiver.
- h. The maximum signal level detected by the measuring receiver shall be noted.
- i. The transmitter shall be replaced by a substitution antenna.
- j. The substitution antenna shall be orientated for vertical polarization and the length of the substitution antenna shall be adjusted to correspond to the frequency of the transmitter.
- k. The substitution antenna shall be connected to a calibrated signal generator.
- l. If necessary, the input attenuator setting of the measuring receiver shall be adjusted in order to increase the sensitivity of the measuring receiver.
- m. The test antenna shall be raised and lowered through the specified range of height to ensure that the maximum signal is received.
- n. The input signal to the substitution antenna shall be adjusted to the level that produces a level detected by the measuring receiver, that is equal to the level noted while the transmitter radiated power was measured, corrected for the change of input attenuator setting of the measuring receiver.
- o. The measurement shall be repeated with the test antenna and the substitution antenna orientated for horizontal polarization.
- p. The measure of the effective radiated power is the larger of the two levels recorded at the input to the substitution antenna, corrected for gain of the substitution antenna if necessary.
- q. The resolution bandwidth of the spectrum analyzer was set at 100 kHz for Part 22 and 1MHz for Part 24. The frequency range was checked up to 10th harmonic.
- r. Test site anechoic chamber refer to ANSI C63.

**TEST RESULTS**

*Remark:*

- 1. *We were tested all RB Configuration refer 3GPP TS136 521 for each Channel Bandwidth of LTE FDD Band 4; recorded worst case for each Channel Bandwidth of LTE FDD Band 4.*

**Conducted Measurement:**



The results shown in this test report refer only to the sample(s) tested unless otherwise stated and the sample(s) are retained for 30 days only. The document is issued by HUAJ, this document cannot be reproduced except in full with our prior written permission. The more details and the authenticity of the report will be confirmed at <http://www.cer-mark.com>.

TEL : +86-755 2302 9901 FAX : +86-755 2302 9901 E-mail : service@cer-mark.com

Add: 1-2F., Building B2, Junfeng Zhongcheng Zhizao Innovation Park, Heping Community, Fuhai Street, Bao'an District, Shenzhen, Guangdong, China

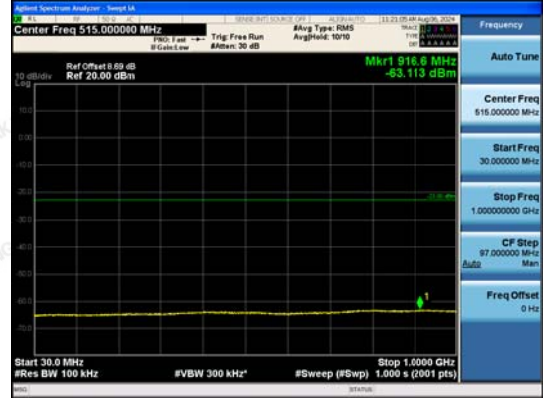
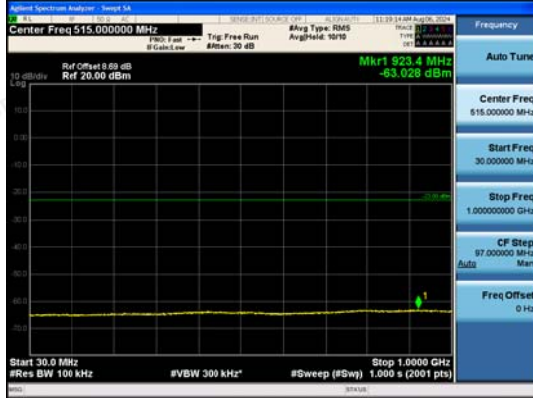


LTE FDD Band 4-1.4MHz Channel Bandwidth

Middle Channel

QPSK

16QAM



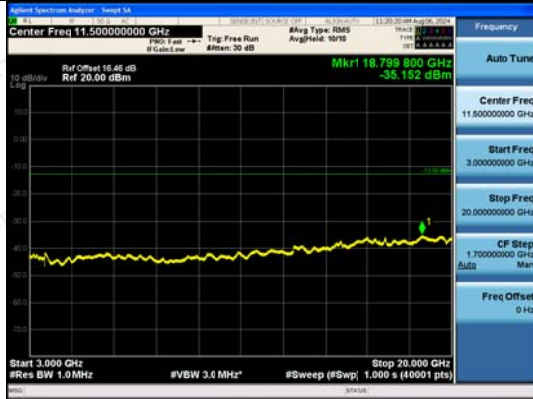
30MHz~1GHz

30MHz~1GHz



1GHz~3GHz

1GHz~3GHz



3GHz~20GHz

3GHz~20GHz

1RB#0

1RB#0

The results shown in this test report refer only to the sample(s) tested unless otherwise stated and the sample(s) are retained for 30 days only. The document is issued by HUAJ, this document cannot be reproduced except in full with our prior written permission. The more details and the authenticity of the report will be confirmed at <http://www.cer-mark.com>.

TEL : +86-755 2302 9901 FAX : +86-755 2302 9901 E-mail : service@cer-mark.com

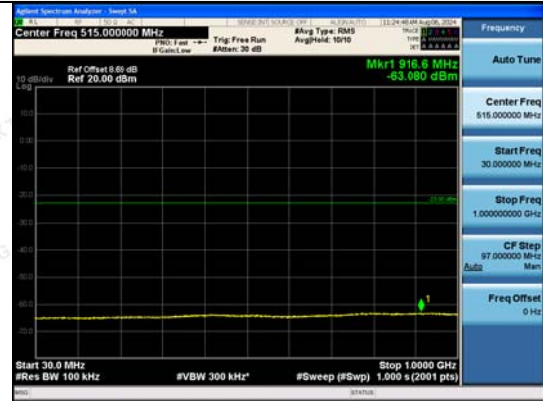
Add: 1-2F., Building B2, Junfeng Zhongcheng Zhizao Innovation Park, Heping Community, Fuhai Street, Bao'an District, Shenzhen, Guangdong, China



LTE FDD Band 4-1.4MHz Channel Bandwidth  
High Channel

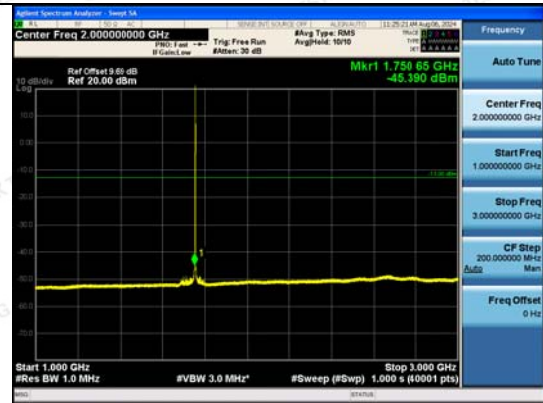
QPSK

16QAM



30MHz~1GHz

30MHz~1GHz



1GHz~3GHz

1GHz~3GHz



3GHz~20GHz

3GHz~20GHz

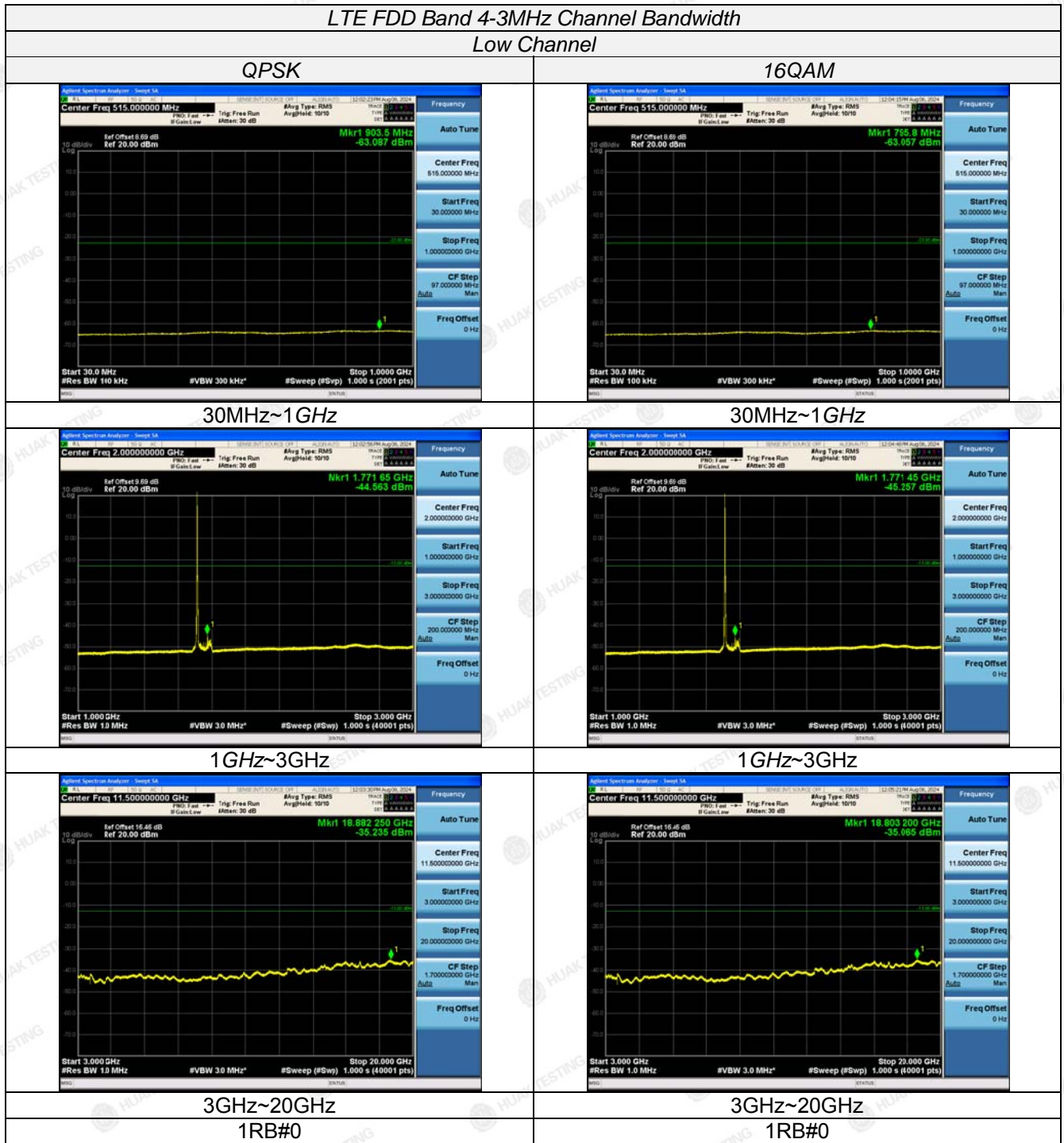
1RB#0

1RB#0

The results shown in this test report refer only to the sample(s) tested unless otherwise stated and the sample(s) are retained for 30 days only. The document is issued by HUAJ, this document cannot be reproduced except in full with our prior written permission. The more details and the authenticity of the report will be confirmed at <http://www.cer-mark.com>.

TEL : +86-755 2302 9901 FAX : +86-755 2302 9901 E-mail : service@cer-mark.com

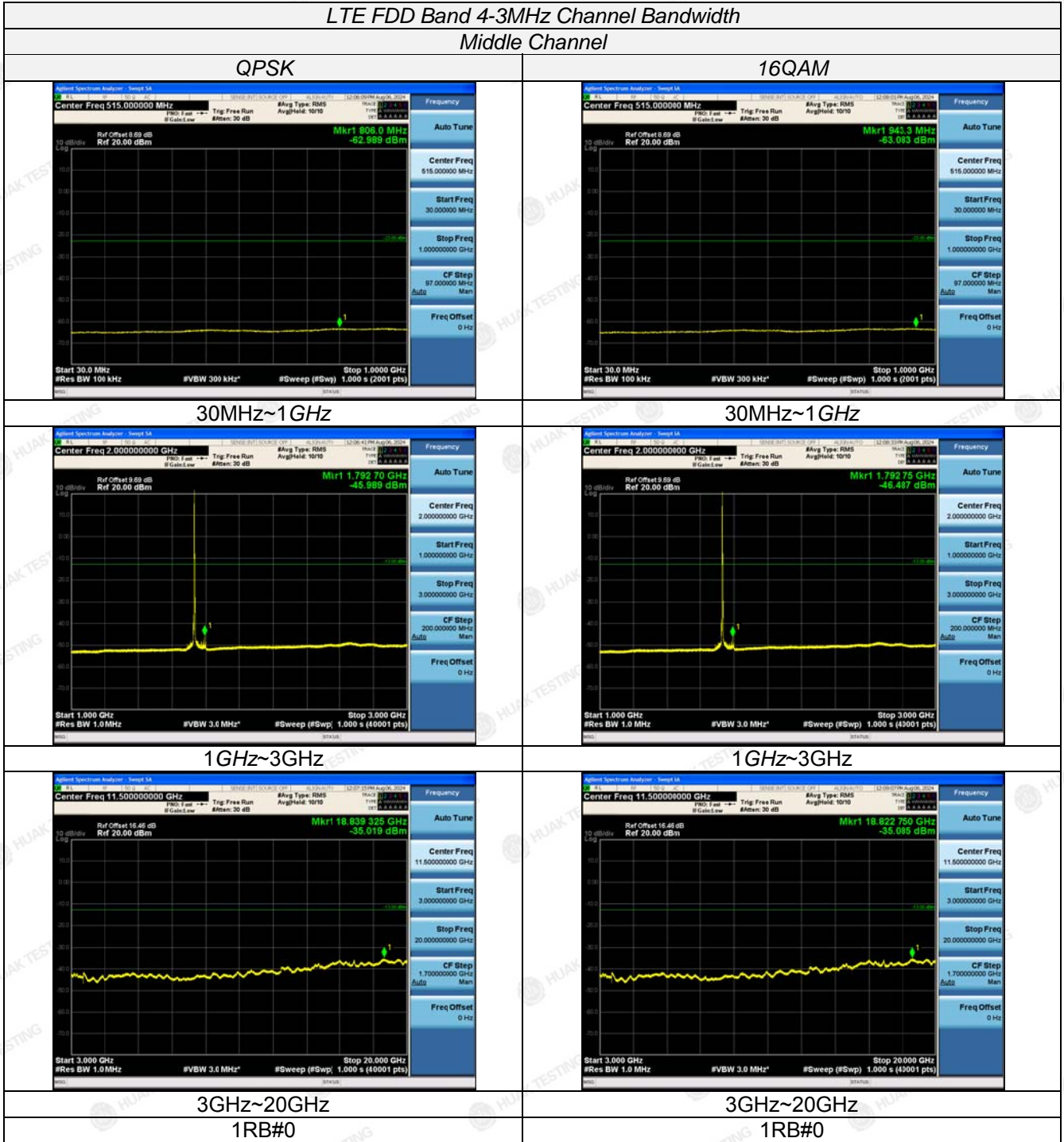
Add: 1-2F., Building B2, Junfeng Zhongcheng Zhizao Innovation Park, Heping Community, Fuhai Street, Bao'an District, Shenzhen, Guangdong, China



The results shown in this test report refer only to the sample(s) tested unless otherwise stated and the sample(s) are retained for 30 days only. The document is issued by HUAJ, this document cannot be reproduced except in full with our prior written permission. The more details and the authenticity of the report will be confirmed at <http://www.cer-mark.com>.

TEL : +86-755 2302 9901 FAX : +86-755 2302 9901 E-mail : service@cer-mark.com

Add: 1-2F., Building B2, Junfeng Zhongcheng Zhizao Innovation Park, Heping Community, Fuhai Street, Bao'an District, Shenzhen, Guangdong, China

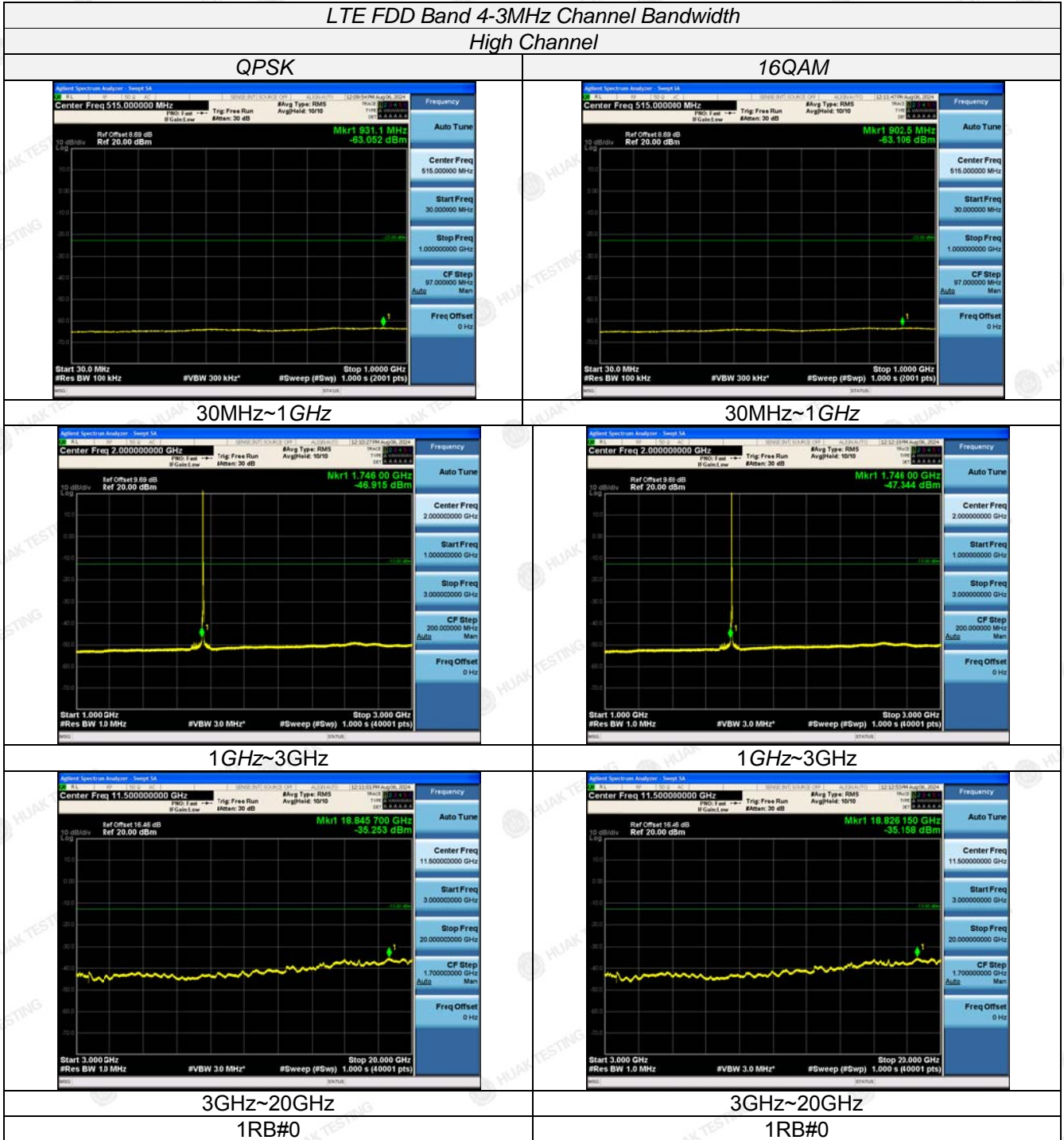


The results shown in this test report refer only to the sample(s) tested unless otherwise stated and the sample(s) are retained for 30 days only. The document is issued by HUAJ, this document cannot be reproduced except in full with our prior written permission. The more details and the authenticity of the report will be confirmed at <http://www.cer-mark.com>.

TEL : +86-755 2302 9901 FAX : +86-755 2302 9901 E-mail : service@cer-mark.com

Add: 1-2F., Building B2, Junfeng Zhongcheng Zhizao Innovation Park, Heping Community, Fuhai Street, Bao'an District, Shenzhen, Guangdong, China





The results shown in this test report refer only to the sample(s) tested unless otherwise stated and the sample(s) are retained for 30 days only. The document is issued by HUAJ, this document cannot be reproduced except in full with our prior written permission. The more details and the authenticity of the report will be confirmed at <http://www.cer-mark.com>.

TEL : +86-755 2302 9901 FAX : +86-755 2302 9901 E-mail : service@cer-mark.com

Add: 1-2F., Building B2, Junfeng Zhongcheng Zhizao Innovation Park, Heping Community, Fuhai Street, Bao'an District, Shenzhen, Guangdong, China

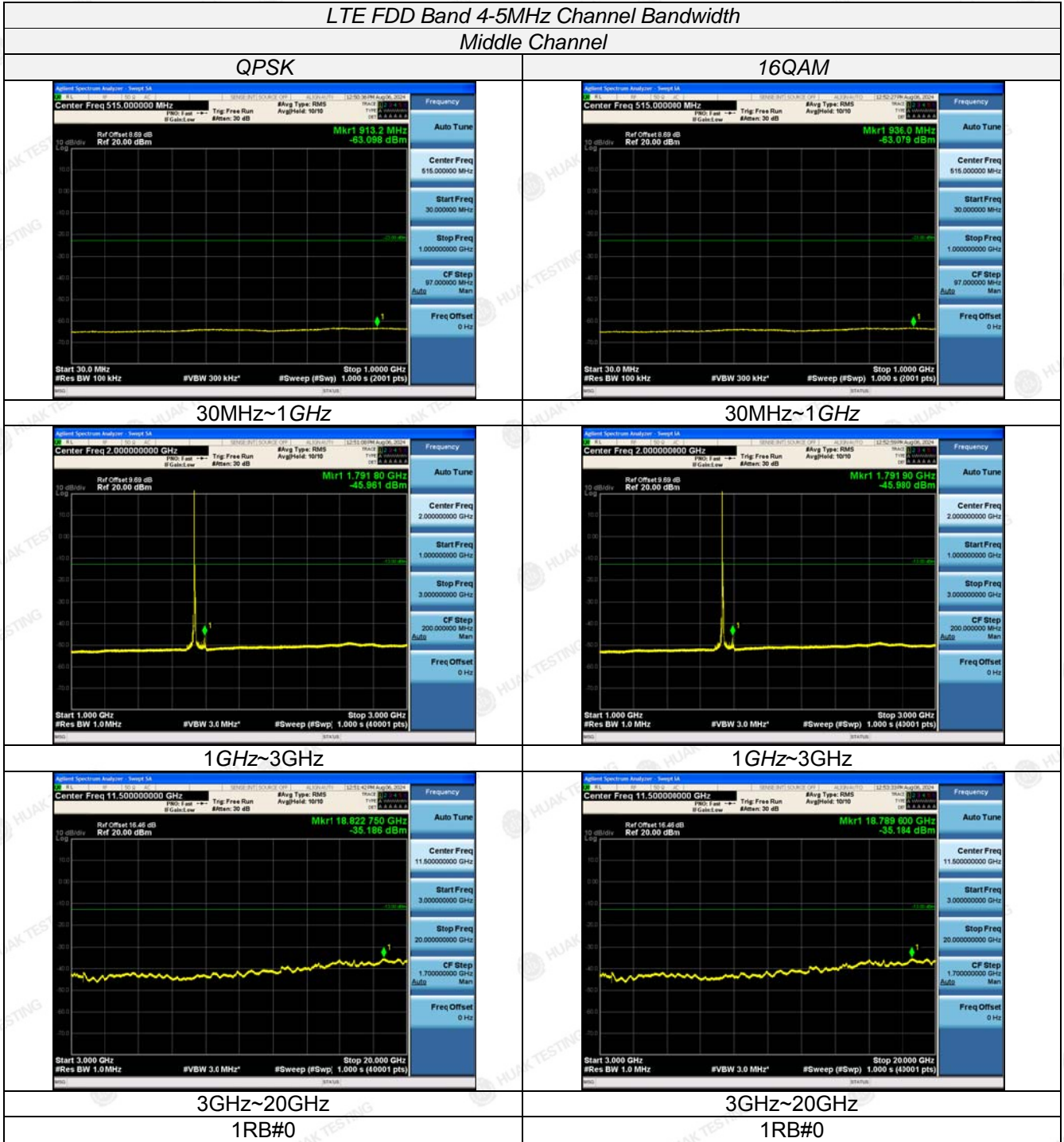


LTE FDD Band 4-5MHz Channel Bandwidth	
Low Channel	
QPSK	16QAM
<p>Center Freq 515.000000 MHz</p> <p>Mkr1 514.2 MHz -83.004 dBm</p> <p>Start 30.0 MHz, #Res BW 100 kHz, #VBW 300 kHz, #Sweep (#Swp) 1.000 s (2001 pts)</p>	<p>Center Freq 515.000000 MHz</p> <p>Mkr1 515.5 MHz -83.001 dBm</p> <p>Start 30.0 MHz, #Res BW 100 kHz, #VBW 300 kHz, #Sweep (#Swp) 1.000 s (2001 pts)</p>
30MHz~1GHz	30MHz~1GHz
<p>Center Freq 2.00000000 GHz</p> <p>Mkr1 1.771 85 GHz -44.852 dBm</p> <p>Start 1.000 GHz, #Res BW 1.0 MHz, #VBW 3.0 MHz, #Sweep (#Swp) 1.000 s (40001 pts)</p>	<p>Center Freq 2.00000000 GHz</p> <p>Mkr1 1.771 80 GHz -45.786 dBm</p> <p>Start 1.000 GHz, #Res BW 1.0 MHz, #VBW 3.0 MHz, #Sweep (#Swp) 1.000 s (40001 pts)</p>
1GHz~3GHz	1GHz~3GHz
<p>Center Freq 11.50000000 GHz</p> <p>Mkr1 18.920 200 GHz -35.086 dBm</p> <p>Start 3.000 GHz, #Res BW 1.0 MHz, #VBW 3.0 MHz, #Sweep (#Swp) 1.000 s (40001 pts)</p>	<p>Center Freq 11.50000000 GHz</p> <p>Mkr1 18.797 876 GHz -35.223 dBm</p> <p>Start 3.000 GHz, #Res BW 1.0 MHz, #VBW 3.0 MHz, #Sweep (#Swp) 1.000 s (40001 pts)</p>
3GHz~20GHz	3GHz~20GHz
1RB#0	1RB#0

The results shown in this test report refer only to the sample(s) tested unless otherwise stated and the sample(s) are retained for 30 days only. The document is issued by HUAJ, this document cannot be reproduced except in full with our prior written permission. The more details and the authenticity of the report will be confirmed at <http://www.cer-mark.com>.

TEL : +86-755 2302 9901 FAX : +86-755 2302 9901 E-mail : service@cer-mark.com

Add: 1-2F., Building B2, Junfeng Zhongcheng Zhizao Innovation Park, Heping Community, Fuhai Street, Bao'an District, Shenzhen, Guangdong, China



The results shown in this test report refer only to the sample(s) tested unless otherwise stated and the sample(s) are retained for 30 days only. The document is issued by HUAJ, this document cannot be reproduced except in full with our prior written permission. The more details and the authenticity of the report will be confirmed at <http://www.cer-mark.com>.

TEL : +86-755 2302 9901 FAX : +86-755 2302 9901 E-mail : service@cer-mark.com

Add: 1-2F., Building B2, Junfeng Zhongcheng Zhizao Innovation Park, Heping Community, Fuhai Street, Bao'an District, Shenzhen, Guangdong, China

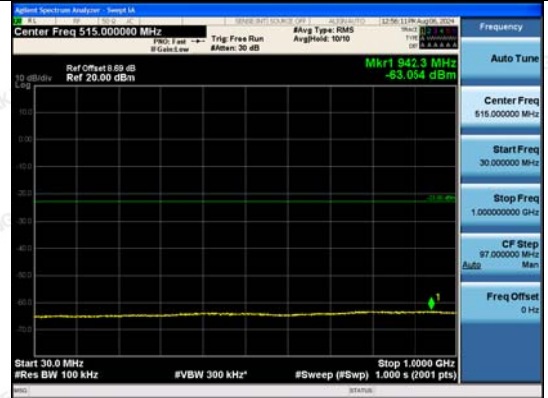


LTE FDD Band 4-5MHz Channel Bandwidth

High Channel

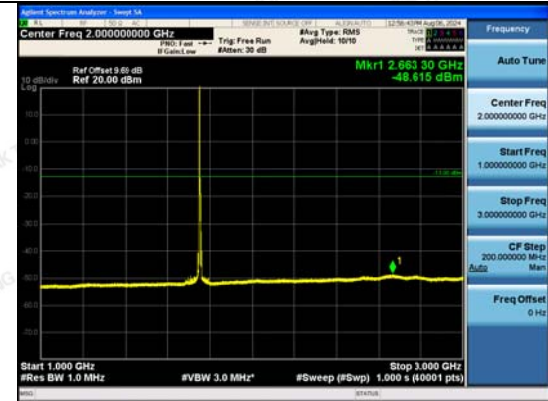
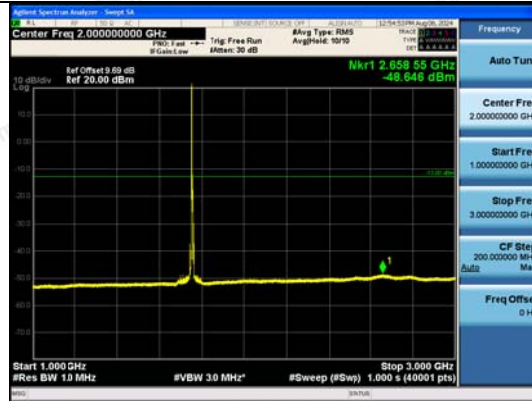
QPSK

16QAM



30MHz~1GHz

30MHz~1GHz



1GHz~3GHz

1GHz~3GHz



3GHz~20GHz

3GHz~20GHz

1RB#0

1RB#0

The results shown in this test report refer only to the sample(s) tested unless otherwise stated and the sample(s) are retained for 30 days only. The document is issued by HUAJ, this document cannot be reproduced except in full with our prior written permission. The more details and the authenticity of the report will be confirmed at <http://www.cer-mark.com>.

TEL : +86-755 2302 9901 FAX : +86-755 2302 9901 E-mail : service@cer-mark.com

Add: 1-2F., Building B2, Junfeng Zhongcheng Zhizao Innovation Park, Heping Community, Fuhai Street, Bao'an District, Shenzhen, Guangdong, China

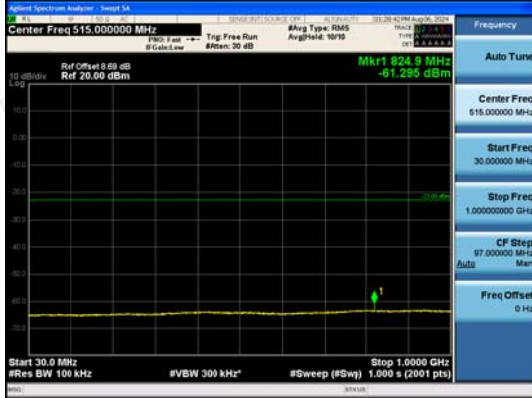


LTE FDD Band 4-10MHz Channel Bandwidth

Low Channel

QPSK

16QAM



30MHz~1GHz

30MHz~1GHz



1GHz~3GHz

1GHz~3GHz



3GHz~20GHz

3GHz~20GHz

1RB#0

1RB#0

The results shown in this test report refer only to the sample(s) tested unless otherwise stated and the sample(s) are retained for 30 days only. The document is issued by HUAJ, this document cannot be reproduced except in full with our prior written permission. The more details and the authenticity of the report will be confirmed at <http://www.cer-mark.com>.

TEL : +86-755 2302 9901 FAX : +86-755 2302 9901 E-mail : service@cer-mark.com

Add: 1-2F., Building B2, Junfeng Zhongcheng Zhizao Innovation Park, Heping Community, Fuhai Street, Bao'an District, Shenzhen, Guangdong, China

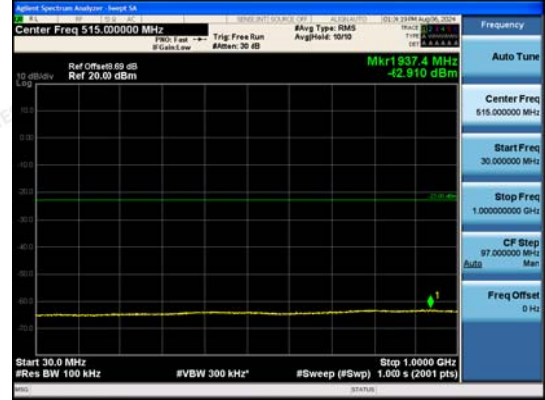
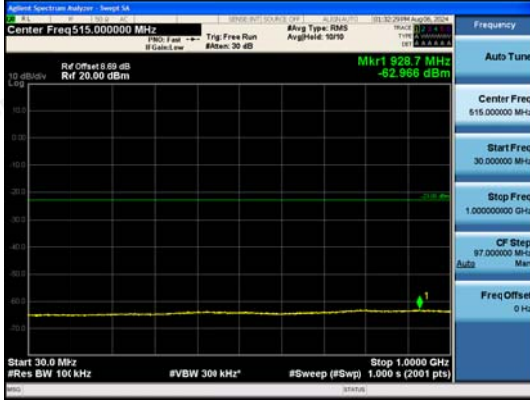


LTE FDD Band 4-10MHz Channel Bandwidth

Middle Channel

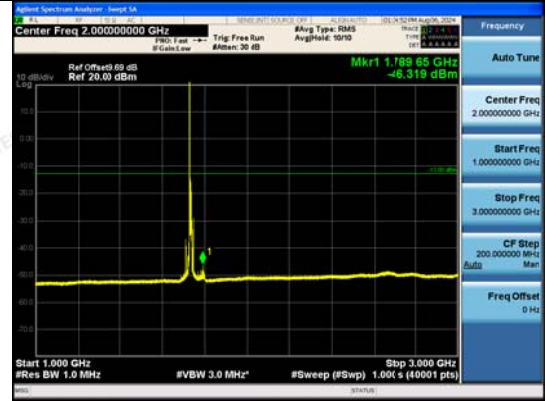
QPSK

16QAM



30MHz~1GHz

30MHz~1GHz



1GHz~3GHz

1GHz~3GHz



3GHz~20GHz

3GHz~20GHz

1RB#0

1RB#0

The results shown in this test report refer only to the sample(s) tested unless otherwise stated and the sample(s) are retained for 30 days only. The document is issued by HUAJ, this document cannot be reproduced except in full with our prior written permission. The more details and the authenticity of the report will be confirmed at <http://www.cer-mark.com>.

TEL : +86-755 2302 9901 FAX : +86-755 2302 9901 E-mail : service@cer-mark.com

Add: 1-2F., Building B2, Junfeng Zhongcheng Zhizao Innovation Park, Heping Community, Fuhai Street, Bao'an District, Shenzhen, Guangdong, China

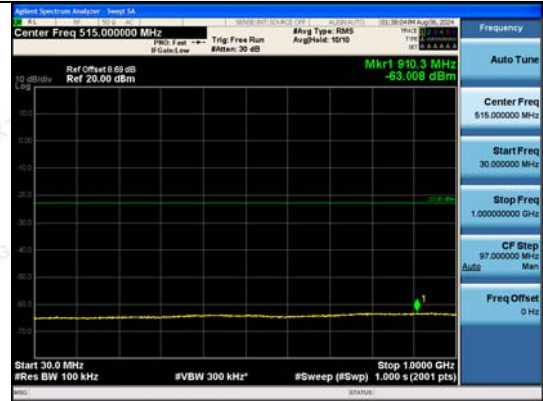


LTE FDD Band 4-10MHz Channel Bandwidth

High Channel

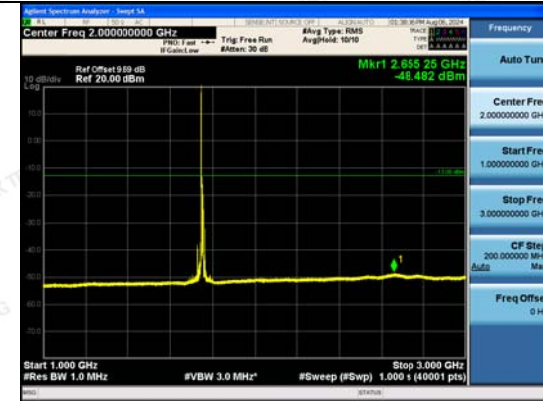
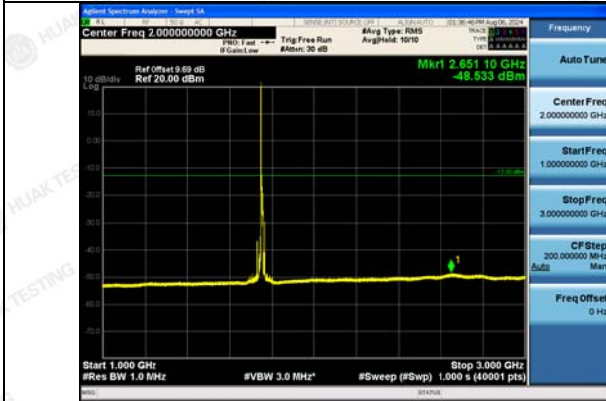
QPSK

16QAM



30MHz~1GHz

30MHz~1GHz



1GHz~3GHz

1GHz~3GHz



3GHz~20GHz

3GHz~20GHz

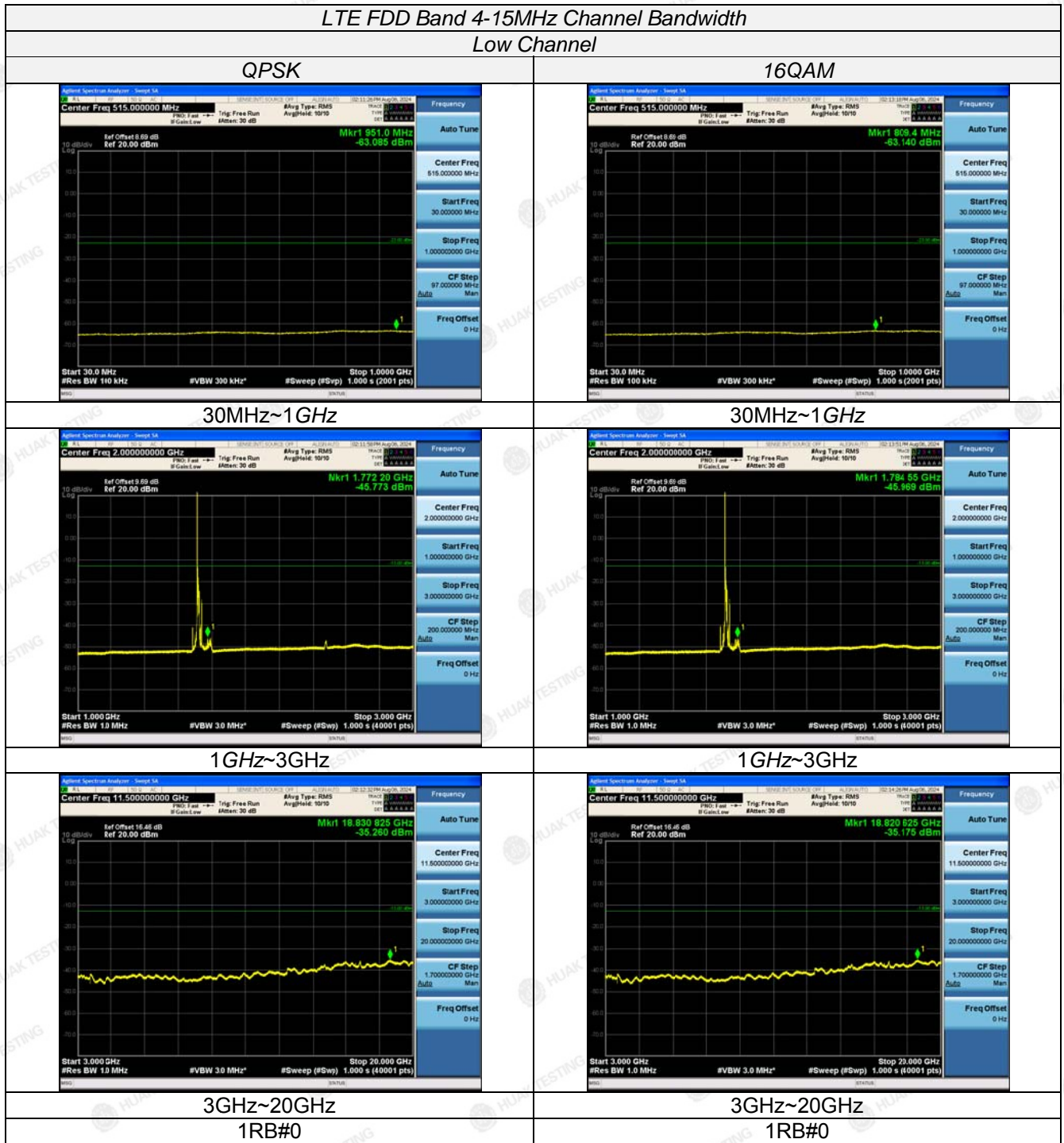
1RB#0

1RB#0

The results shown in this test report refer only to the sample(s) tested unless otherwise stated and the sample(s) are retained for 30 days only. The document is issued by HUAJ, this document cannot be reproduced except in full with our prior written permission. The more details and the authenticity of the report will be confirmed at <http://www.cer-mark.com>.

TEL : +86-755 2302 9901 FAX : +86-755 2302 9901 E-mail : service@cer-mark.com

Add: 1-2F., Building B2, Junfeng Zhongcheng Zhizao Innovation Park, Heping Community, Fuhai Street, Bao'an District, Shenzhen, Guangdong, China

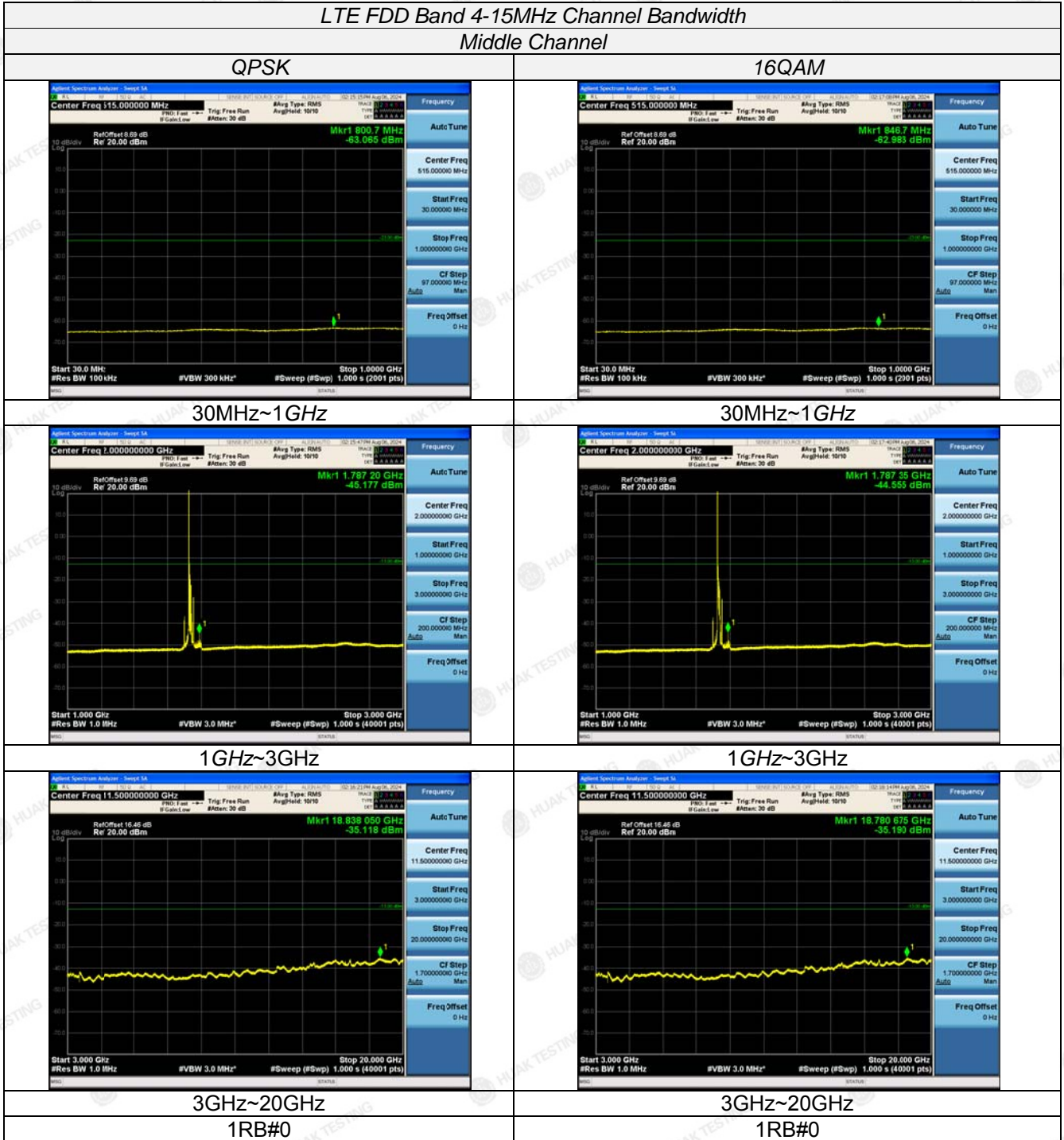


The results shown in this test report refer only to the sample(s) tested unless otherwise stated and the sample(s) are retained for 30 days only. The document is issued by HUAJ, this document cannot be reproduced except in full with our prior written permission. The more details and the authenticity of the report will be confirmed at <http://www.cer-mark.com>.

TEL : +86-755 2302 9901 FAX : +86-755 2302 9901 E-mail : service@cer-mark.com

Add: 1-2F., Building B2, Junfeng Zhongcheng Zhizao Innovation Park, Heping Community, Fuhai Street, Bao'an District, Shenzhen, Guangdong, China





The results shown in this test report refer only to the sample(s) tested unless otherwise stated and the sample(s) are retained for 30 days only. The document is issued by HUAJ, this document cannot be reproduced except in full with our prior written permission. The more details and the authenticity of the report will be confirmed at <http://www.cer-mark.com>.

TEL : +86-755 2302 9901 FAX : +86-755 2302 9901 E-mail : service@cer-mark.com

Add: 1-2F., Building B2, Junfeng Zhongcheng Zhizao Innovation Park, Heping Community, Fuhai Street, Bao'an District, Shenzhen, Guangdong, China



LTE FDD Band 4-15MHz Channel Bandwidth

High Channel

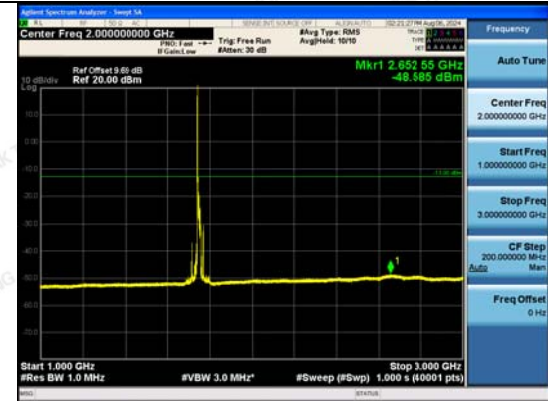
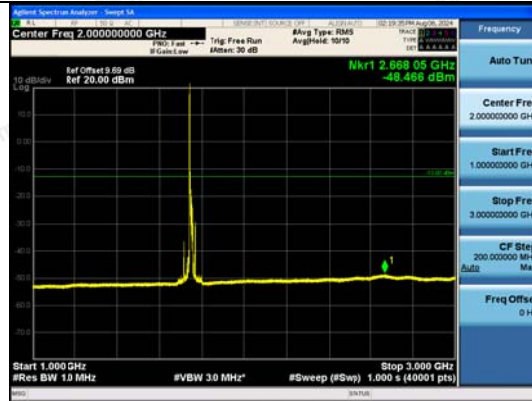
QPSK

16QAM



30MHz~1GHz

30MHz~1GHz



1GHz~3GHz

1GHz~3GHz



3GHz~20GHz

3GHz~20GHz

1RB#0

1RB#0

The results shown in this test report refer only to the sample(s) tested unless otherwise stated and the sample(s) are retained for 30 days only. The document is issued by HUAJ, this document cannot be reproduced except in full with our prior written permission. The more details and the authenticity of the report will be confirmed at <http://www.cer-mark.com>.

TEL : +86-755 2302 9901 FAX : +86-755 2302 9901 E-mail : service@cer-mark.com

Add: 1-2F., Building B2, Junfeng Zhongcheng Zhizao Innovation Park, Heping Community, Fuhai Street, Bao'an District, Shenzhen, Guangdong, China

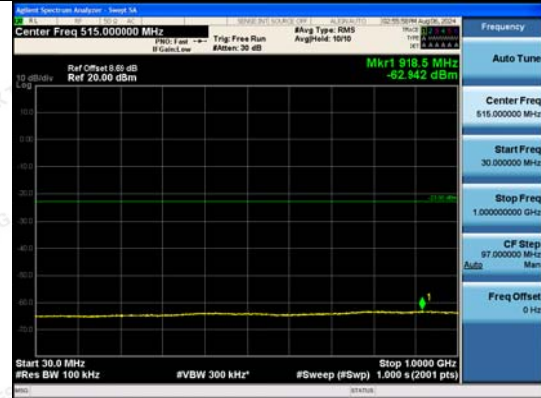
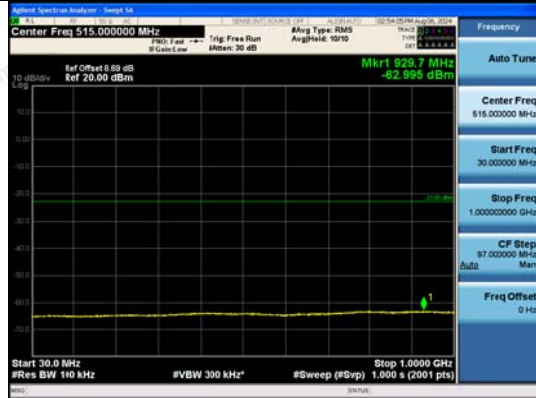


LTE FDD Band 4-20MHz Channel Bandwidth

Low Channel

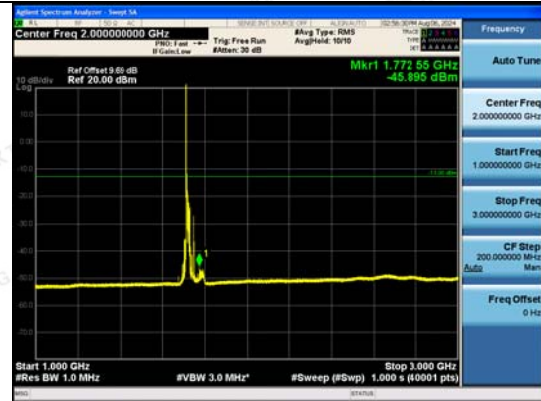
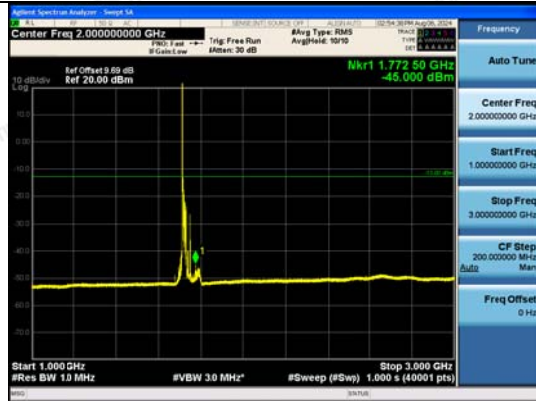
QPSK

16QAM



30MHz~1GHz

30MHz~1GHz



1GHz~3GHz

1GHz~3GHz



3GHz~20GHz

3GHz~20GHz

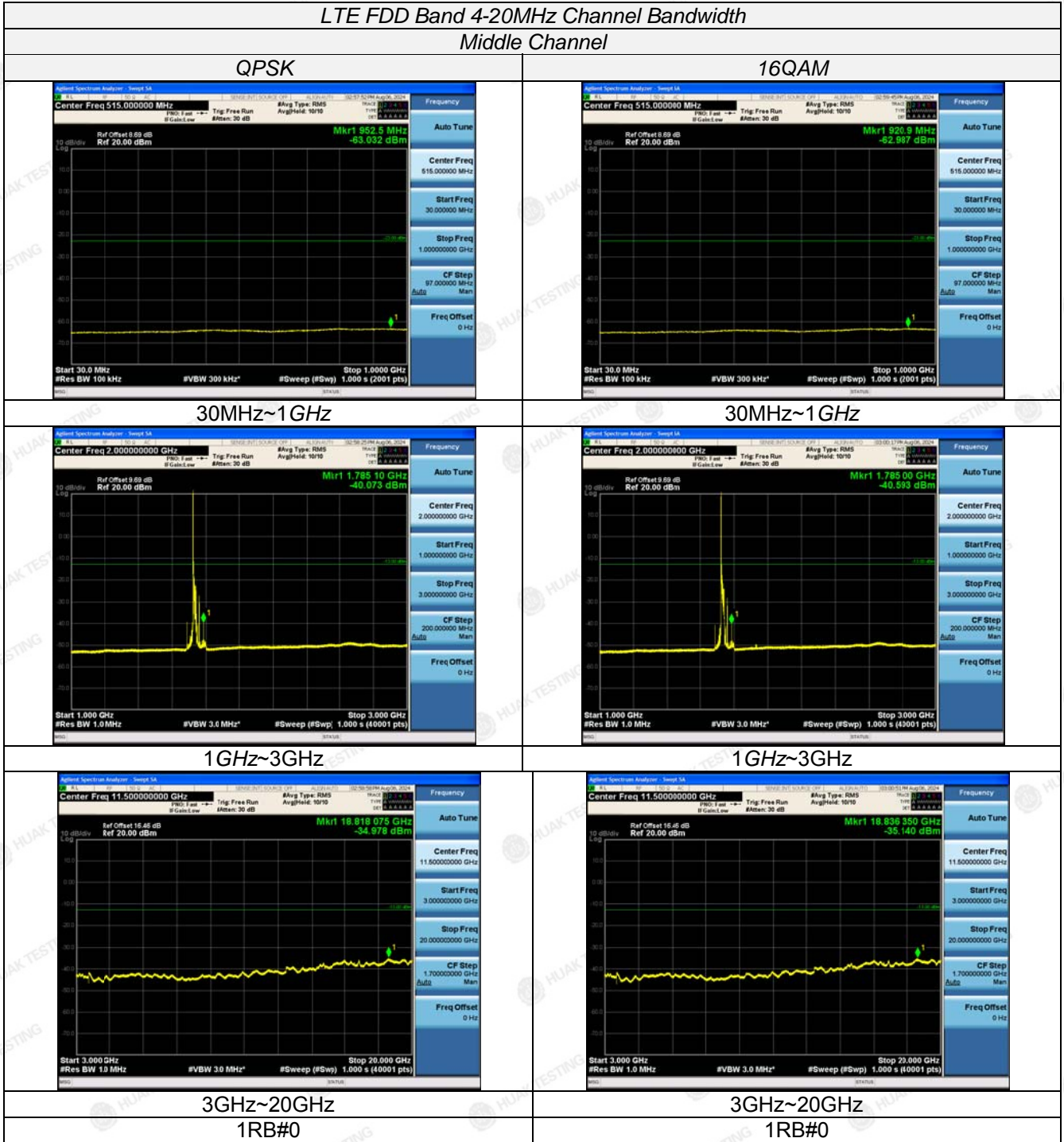
1RB#0

1RB#0

The results shown in this test report refer only to the sample(s) tested unless otherwise stated and the sample(s) are retained for 30 days only. The document is issued by HUAJ, this document cannot be reproduced except in full with our prior written permission. The more details and the authenticity of the report will be confirmed at <http://www.cer-mark.com>.

TEL : +86-755 2302 9901 FAX : +86-755 2302 9901 E-mail : service@cer-mark.com

Add: 1-2F., Building B2, Junfeng Zhongcheng Zhizao Innovation Park, Heping Community, Fuhai Street, Bao'an District, Shenzhen, Guangdong, China



The results shown in this test report refer only to the sample(s) tested unless otherwise stated and the sample(s) are retained for 30 days only. The document is issued by HUAJ, this document cannot be reproduced except in full with our prior written permission. The more details and the authenticity of the report will be confirmed at <http://www.cer-mark.com>.

TEL : +86-755 2302 9901 FAX : +86-755 2302 9901 E-mail : service@cer-mark.com

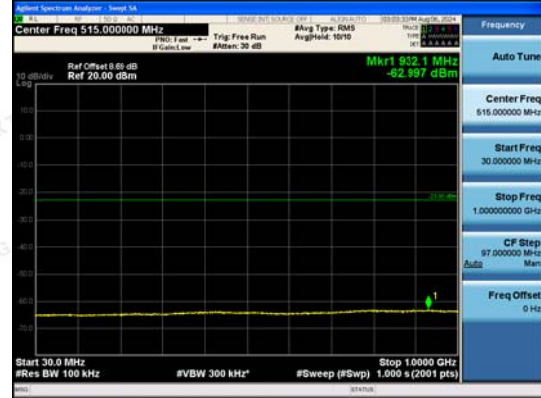
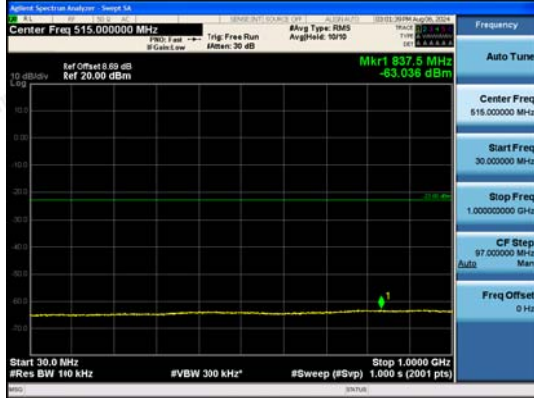
Add: 1-2F., Building B2, Junfeng Zhongcheng Zhizao Innovation Park, Heping Community, Fuhai Street, Bao'an District, Shenzhen, Guangdong, China



LTE FDD Band 4-20MHz Channel Bandwidth High Channel

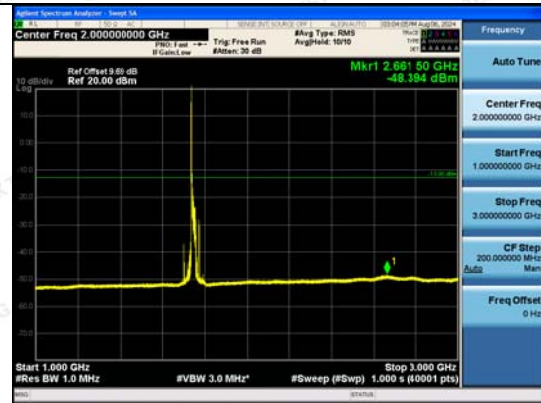
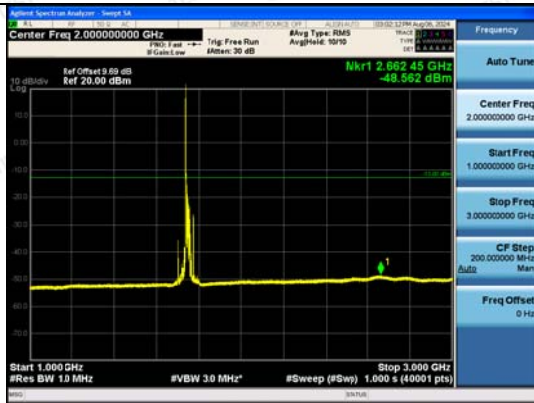
QPSK

16QAM



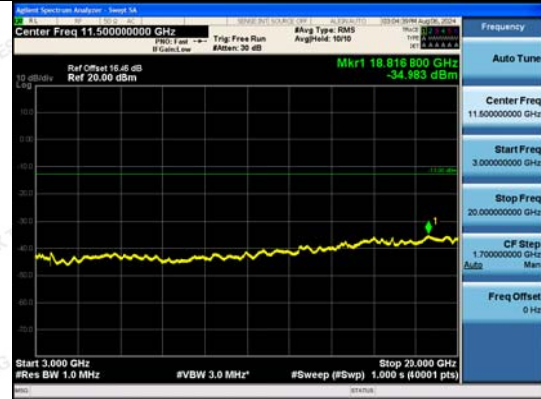
30MHz~1GHz

30MHz~1GHz



1GHz~3GHz

1GHz~3GHz



3GHz~20GHz

3GHz~20GHz

1RB#0

1RB#0

The results shown in this test report refer only to the sample(s) tested unless otherwise stated and the sample(s) are retained for 30 days only. The document is issued by HUAJ, this document cannot be reproduced except in full with our prior written permission. The more details and the authenticity of the report will be confirmed at <http://www.cer-mark.com>.

TEL : +86-755 2302 9901 FAX : +86-755 2302 9901 E-mail : service@cer-mark.com

Add: 1-2F., Building B2, Junfeng Zhongcheng Zhizao Innovation Park, Heping Community, Fuhai Street, Bao'an District, Shenzhen, Guangdong, China



Radiated Measurement:

Remark:

1. We were tested all RB Configuration refer 3GPP TS136 521 for each Channel Bandwidth of LTE FDD Band 4; recorded worst case for each Channel Bandwidth of LTE FDD Band 4.
2.  $EIRP = P_{Mea}(dBm) - P_{cl}(dB) + G_a(dBi)$
3. We were not recorded other points as values lower than limits.
4.  $Margin = Limit - EIRP$

LTE FDD Band 4 Channel Bandwidth 1.4MHz QPSK Low Channel

Frequency (MHz)	PMea (dBm)	Pcl (dB)	Diatance	Ga Antenna Gain(dB)	Peak EIRP (dBm)	Limit (dBm)	Margin (dB)	Polarization
3421.4	-46.82	4.02	3.00	12.5	-38.34	-13.00	25.34	H
5132.1	-47.46	5.11	3.00	13.38	-39.19	-13.00	26.19	H
3421.4	-49.54	4.02	3.00	12.5	-41.06	-13.00	28.06	V
5132.1	-49.27	5.11	3.00	13.38	-41	-13.00	28.00	V

LTE FDD Band 4 Channel Bandwidth 1.4MHz QPSK Middle Channel

Frequency (MHz)	PMea (dBm)	Pcl (dB)	Diatance	Ga Antenna Gain(dB)	EIRP (dBm)	Limit (dBm)	Margin (dB)	Polarization
3465.0	-47.32	4.02	3.00	12.45	-38.89	-13.00	25.89	H
5197.5	-48.13	5.11	3.00	13.38	-39.86	-13.00	26.86	H
3465.0	-48.9	4.02	3.00	12.45	-40.47	-13.00	27.47	V
5197.5	-47.41	5.11	3.00	13.38	-39.14	-13.00	26.14	V

LTE FDD Band 4 Channel Bandwidth 1.4MHz QPSK High Channel

Frequency (MHz)	PMea (dBm)	Pcl (dB)	Diatance	Ga Antenna Gain(dB)	EIRP (dBm)	Limit (dBm)	Margin (dB)	Polarization
3508.6	-47.84	4.02	3.00	12.21	-39.65	-13.00	26.65	H
5262.9	-47.59	5.11	3.00	13.26	-39.44	-13.00	26.44	H
3508.6	-48.99	4.02	3.00	12.21	-40.8	-13.00	27.80	V
5262.9	-48.42	5.11	3.00	13.26	-40.27	-13.00	27.27	V

LTE FDD Band 4 Channel Bandwidth 3MHz QPSK Low Channel

Frequency (MHz)	PMea (dBm)	Pcl (dB)	Diatance	Ga Antenna Gain(dB)	Peak EIRP (dBm)	Limit (dBm)	Margin (dB)	Polarization
3423.0	-46.84	4.02	3.00	12.5	-38.36	-13.00	25.36	H
5134.5	-47.6	5.11	3.00	13.38	-39.33	-13.00	26.33	H
3423.0	-49.35	4.02	3.00	12.5	-40.87	-13.00	27.87	V
5134.5	-49.77	5.11	3.00	13.38	-41.5	-13.00	28.50	V

LTE FDD Band 4 Channel Bandwidth 3MHz QPSK Middle Channel

Frequency (MHz)	PMea (dBm)	Pcl (dB)	Diatance	Ga Antenna Gain(dB)	EIRP (dBm)	Limit (dBm)	Margin (dB)	Polarization
3465.0	-46.69	4.02	3.00	12.45	-38.26	-13.00	25.26	H
5197.5	-48.06	5.11	3.00	13.38	-39.79	-13.00	26.79	H
3465.0	-49.4	4.02	3.00	12.45	-40.97	-13.00	27.97	V
5197.5	-47.31	5.11	3.00	13.38	-39.04	-13.00	26.04	V

The results shown in this test report refer only to the sample(s) tested unless otherwise stated and the sample(s) are retained for 30 days only. The document is issued by HUAKE, this document cannot be reproduced except in full with our prior written permission. The more details and the authenticity of the report will be confirmed at <http://www.cer-mark.com>.



LTE FDD Band 4\_Channel Bandwidth 3MHz\_QPSK\_High Channel

Frequency (MHz)	PMea (dBm)	Pcl (dB)	Diatance	Ga Antenna Gain(dB)	EIRP (dBm)	Limit (dBm)	Margin (dB)	Polarization
3507.0	-47.47	4.02	3.00	12.21	-39.28	-13.00	26.28	H
5260.5	-47.21	5.11	3.00	13.26	-39.06	-13.00	26.06	H
3507.0	-49.48	4.02	3.00	12.21	-41.29	-13.00	28.29	V
5260.5	-48.71	5.11	3.00	13.26	-40.56	-13.00	27.56	V

LTE FDD Band 4\_Channel Bandwidth 5MHz\_QPSK\_Low Channel

Frequency (MHz)	PMea (dBm)	Pcl (dB)	Diatance	Ga Antenna Gain(dB)	Peak EIRP (dBm)	Limit (dBm)	Margin (dB)	Polarization
3425.0	-46.85	4.02	3.00	12.5	-38.37	-13.00	25.37	H
5137.5	-47.38	5.11	3.00	13.38	-39.11	-13.00	26.11	H
3425.0	-49.58	4.02	3.00	12.5	-41.1	-13.00	28.10	V
5137.5	-49.39	5.11	3.00	13.38	-41.12	-13.00	28.12	V

LTE FDD Band 4\_Channel Bandwidth 5MHz\_QPSK\_Middle Channel

Frequency (MHz)	PMea (dBm)	Pcl (dB)	Diatance	Ga Antenna Gain(dB)	EIRP (dBm)	Limit (dBm)	Margin (dB)	Polarization
3465.0	-46.79	4.02	3.00	12.45	-38.36	-13.00	25.36	H
5197.5	-47.7	5.11	3.00	13.38	-39.43	-13.00	26.43	H
3465.0	-49.02	4.02	3.00	12.45	-40.59	-13.00	27.59	V
5197.5	-48.25	5.11	3.00	13.38	-39.98	-13.00	26.98	V

LTE FDD Band 4\_Channel Bandwidth 5MHz\_QPSK\_High Channel

Frequency (MHz)	PMea (dBm)	Pcl (dB)	Diatance	Ga Antenna Gain(dB)	EIRP (dBm)	Limit (dBm)	Margin (dB)	Polarization
3505.0	-47.51	4.02	3.00	12.21	-39.32	-13.00	26.32	H
5257.5	-46.82	5.11	3.00	13.26	-38.67	-13.00	25.67	H
3505.0	-49.29	4.02	3.00	12.21	-41.1	-13.00	28.10	V
5257.5	-49.15	5.11	3.00	13.26	-41	-13.00	28.00	V

LTE FDD Band 4\_Channel Bandwidth 10MHz\_QPSK\_Low Channel

Frequency (MHz)	PMea (dBm)	Pcl (dB)	Diatance	Ga Antenna Gain(dB)	Peak EIRP (dBm)	Limit (dBm)	Margin (dB)	Polarization
3430.0	-46.73	4.02	3.00	12.5	-38.25	-13.00	25.25	H
5145.0	-47.91	5.11	3.00	13.38	-39.64	-13.00	26.64	H
3430.0	-49.45	4.02	3.00	12.5	-40.97	-13.00	27.97	V
5145.0	-49.84	5.11	3.00	13.38	-41.57	-13.00	28.57	V

LTE FDD Band 4\_Channel Bandwidth 10MHz\_QPSK\_Middle Channel

Frequency (MHz)	PMea (dBm)	Pcl (dB)	Diatance	Ga Antenna Gain(dB)	EIRP (dBm)	Limit (dBm)	Margin (dB)	Polarization
3465.0	-46.97	4.02	3.00	12.45	-38.54	-13.00	25.54	H
5197.5	-48.13	5.11	3.00	13.38	-39.86	-13.00	26.86	H
3465.0	-49.39	4.02	3.00	12.45	-40.96	-13.00	27.96	V
5197.5	-47.78	5.11	3.00	13.38	-39.51	-13.00	26.51	V

The results shown in this test report refer only to the sample(s) tested unless otherwise stated and the sample(s) are retained for 30 days only. The document is issued by HUAKE, this document cannot be reproduced except in full with our prior written permission. The more details and the authenticity of the report will be confirmed at <http://www.cer-mark.com>.

TEL : +86-755 2302 9901 FAX : +86-755 2302 9901 E-mail : service@cer-mark.com

Add: 1-2F., Building B2, Junfeng Zhongcheng Zhizao Innovation Park, Heping Community, Fuhai Street, Bao'an District, Shenzhen, Guangdong, China



LTE FDD Band 4 Channel Bandwidth 10MHz\_QPSK\_High Channel

Frequency (MHz)	PMea (dBm)	Pcl (dB)	Diatance	Ga Antenna Gain(dB)	EIRP (dBm)	Limit (dBm)	Margin (dB)	Polarization
3500.0	-47.86	4.02	3.00	12.21	-39.67	-13.00	26.67	H
5250.0	-46.76	5.11	3.00	13.26	-38.61	-13.00	25.61	H
3500.0	-49.56	4.02	3.00	12.21	-41.37	-13.00	28.37	V
5250.0	-48.89	5.11	3.00	13.26	-40.74	-13.00	27.74	V

LTE FDD Band 4 Channel Bandwidth 15MHz\_QPSK\_Low Channel

Frequency (MHz)	PMea (dBm)	Pcl (dB)	Diatance	Ga Antenna Gain(dB)	Peak EIRP (dBm)	Limit (dBm)	Margin (dB)	Polarization
3435.0	-47.46	4.02	3.00	12.5	-38.98	-13.00	25.98	H
5152.5	-47.25	5.11	3.00	13.38	-38.98	-13.00	25.98	H
3435.0	-50.2	4.02	3.00	12.5	-41.72	-13.00	28.72	V
5152.5	-49.58	5.11	3.00	13.38	-41.31	-13.00	28.31	V

LTE FDD Band 4 Channel Bandwidth 15MHz\_QPSK\_Middle Channel

Frequency (MHz)	PMea (dBm)	Pcl (dB)	Diatance	Ga Antenna Gain(dB)	EIRP (dBm)	Limit (dBm)	Margin (dB)	Polarization
3465.0	-47.11	4.02	3.00	12.45	-38.68	-13.00	25.68	H
5197.5	-47.8	5.11	3.00	13.38	-39.53	-13.00	26.53	H
3465.0	-49.65	4.02	3.00	12.45	-41.22	-13.00	28.22	V
5197.5	-47.58	5.11	3.00	13.38	-39.31	-13.00	26.31	V

LTE FDD Band 4 Channel Bandwidth 15MHz\_QPSK\_High Channel

Frequency (MHz)	PMea (dBm)	Pcl (dB)	Diatance	Ga Antenna Gain(dB)	EIRP (dBm)	Limit (dBm)	Margin (dB)	Polarization
3495.0	-47.82	4.02	3.00	12.21	-39.63	-13.00	26.63	H
5242.5	-47.07	5.11	3.00	13.26	-38.92	-13.00	25.92	H
3495.0	-49.04	4.02	3.00	12.21	-40.85	-13.00	27.85	V
5242.5	-48.61	5.11	3.00	13.26	-40.46	-13.00	27.46	V

LTE FDD Band 4 Channel Bandwidth 20MHz\_QPSK\_Low Channel

Frequency (MHz)	PMea (dBm)	Pcl (dB)	Diatance	Ga Antenna Gain(dB)	Peak EIRP (dBm)	Limit (dBm)	Margin (dB)	Polarization
3440.0	-46.96	4.02	3.00	12.5	-38.48	-13.00	25.48	H
5160.0	-47.16	5.11	3.00	13.38	-38.89	-13.00	25.89	H
3440.0	-49.48	4.02	3.00	12.5	-41	-13.00	28.00	V
5160.0	-49.29	5.11	3.00	13.38	-41.02	-13.00	28.02	V

LTE FDD Band 4 Channel Bandwidth 20MHz\_QPSK\_Middle Channel

Frequency (MHz)	PMea (dBm)	Pcl (dB)	Diatance	Ga Antenna Gain(dB)	EIRP (dBm)	Limit (dBm)	Margin (dB)	Polarization
3465.0	-46.72	4.02	3.00	12.45	-38.29	-13.00	25.29	H
5197.5	-47.71	5.11	3.00	13.38	-39.44	-13.00	26.44	H
3465.0	-48.86	4.02	3.00	12.45	-40.43	-13.00	27.43	V
5197.5	-48.06	5.11	3.00	13.38	-39.79	-13.00	26.79	V

The results shown in this test report refer only to the sample(s) tested unless otherwise stated and the sample(s) are retained for 30 days only. The document is issued by HUAKE, this document cannot be reproduced except in full with our prior written permission. The more details and the authenticity of the report will be confirmed at <http://www.cer-mark.com>.

TEL : +86-755 2302 9901 FAX : +86-755 2302 9901 E-mail : service@cer-mark.com

Add: 1-2F., Building B2, Junfeng Zhongcheng Zhizao Innovation Park, Heping Community, Fuhai Street, Bao'an District, Shenzhen, Guangdong, China





LTE FDD Band 4 Channel Bandwidth 20MHz\_QPSK\_High Channel

Frequency (MHz)	PMea (dBm)	Pcl (dB)	Diatance	Ga Antenna Gain(dB)	EIRP (dBm)	Limit (dBm)	Margin (dB)	Polarization
3490.0	-47.17	4.02	3.00	12.21	-38.98	-13.00	25.98	H
5235.0	-46.96	5.11	3.00	13.26	-38.81	-13.00	25.81	H
3490.0	-48.9	4.02	3.00	12.21	-40.71	-13.00	27.71	V
5235.0	-48.76	5.11	3.00	13.26	-40.61	-13.00	27.61	V

LTE FDD Band 4 Channel Bandwidth 1.4MHz\_16QAM\_Low Channel

Frequency (MHz)	PMea (dBm)	Pcl (dB)	Diatance	Ga Antenna Gain(dB)	Peak EIRP (dBm)	Limit (dBm)	Margin (dB)	Polarization
3421.4	-47.29	4.02	3.00	12.5	-38.81	-13.00	25.81	H
5132.1	-47.54	5.11	3.00	13.38	-39.27	-13.00	26.27	H
3421.4	-50.14	4.02	3.00	12.5	-41.66	-13.00	28.66	V
5132.1	-50.11	5.11	3.00	13.38	-41.84	-13.00	28.84	V

LTE FDD Band 4 Channel Bandwidth 1.4MHz\_16QAM\_Middle Channel

Frequency (MHz)	PMea (dBm)	Pcl (dB)	Diatance	Ga Antenna Gain(dB)	EIRP (dBm)	Limit (dBm)	Margin (dB)	Polarization
3465.0	-46.79	4.02	3.00	12.45	-38.36	-13.00	25.36	H
5197.5	-47.95	5.11	3.00	13.38	-39.68	-13.00	26.68	H
3465.0	-48.97	4.02	3.00	12.45	-40.54	-13.00	27.54	V
5197.5	-47.33	5.11	3.00	13.38	-39.06	-13.00	26.06	V

LTE FDD Band 4 Channel Bandwidth 1.4MHz\_16QAM\_High Channel

Frequency (MHz)	PMea (dBm)	Pcl (dB)	Diatance	Ga Antenna Gain(dB)	EIRP (dBm)	Limit (dBm)	Margin (dB)	Polarization
3508.6	-47.71	4.02	3.00	12.21	-39.52	-13.00	26.52	H
5262.9	-47.22	5.11	3.00	13.26	-39.07	-13.00	26.07	H
3508.6	-48.97	4.02	3.00	12.21	-40.78	-13.00	27.78	V
5262.9	-48.58	5.11	3.00	13.26	-40.43	-13.00	27.43	V

LTE FDD Band 4 Channel Bandwidth 3MHz\_16QAM\_Low Channel

Frequency (MHz)	PMea (dBm)	Pcl (dB)	Diatance	Ga Antenna Gain(dB)	Peak EIRP (dBm)	Limit (dBm)	Margin (dB)	Polarization
3423.0	-46.93	4.02	3.00	12.5	-38.45	-13.00	25.45	H
5134.5	-47.35	5.11	3.00	13.38	-39.08	-13.00	26.08	H
3423.0	-49.8	4.02	3.00	12.5	-41.32	-13.00	28.32	V
5134.5	-50.25	5.11	3.00	13.38	-41.98	-13.00	28.98	V

LTE FDD Band 4 Channel Bandwidth 3MHz\_16QAM\_Middle Channel

Frequency (MHz)	PMea (dBm)	Pcl (dB)	Diatance	Ga Antenna Gain(dB)	EIRP (dBm)	Limit (dBm)	Margin (dB)	Polarization
3465.0	-47.05	4.02	3.00	12.45	-38.62	-13.00	25.62	H
5197.5	-48.14	5.11	3.00	13.38	-39.87	-13.00	26.87	H
3465.0	-49.65	4.02	3.00	12.45	-41.22	-13.00	28.22	V
5197.5	-47.45	5.11	3.00	13.38	-39.18	-13.00	26.18	V

The results shown in this test report refer only to the sample(s) tested unless otherwise stated and the sample(s) are retained for 30 days only. The document is issued by HUAKE, this document cannot be reproduced except in full with our prior written permission. The more details and the authenticity of the report will be confirmed at <http://www.cer-mark.com>.

TEL : +86-755 2302 9901 FAX : +86-755 2302 9901 E-mail : service@cer-mark.com

Add: 1-2F., Building B2, Junfeng Zhongcheng Zhizao Innovation Park, Heping Community, Fuhai Street, Bao'an District, Shenzhen, Guangdong, China



LTE FDD Band 4 Channel Bandwidth 3MHz\_16QAM\_High Channel

Frequency (MHz)	PMea (dBm)	Pcl (dB)	Diatance	Ga Antenna Gain(dB)	EIRP (dBm)	Limit (dBm)	Margin (dB)	Polarization
3507.0	-47.14	4.02	3.00	12.21	-38.95	-13.00	25.95	H
5260.5	-47.41	5.11	3.00	13.26	-39.26	-13.00	26.26	H
3507.0	-48.67	4.02	3.00	12.21	-40.48	-13.00	27.48	V
5260.5	-48.62	5.11	3.00	13.26	-40.47	-13.00	27.47	V

LTE FDD Band 4 Channel Bandwidth 5MHz\_16QAM\_Low Channel

Frequency (MHz)	PMea (dBm)	Pcl (dB)	Diatance	Ga Antenna Gain(dB)	Peak EIRP (dBm)	Limit (dBm)	Margin (dB)	Polarization
3425.0	-46.51	4.02	3.00	12.5	-38.03	-13.00	25.03	H
5137.5	-47.74	5.11	3.00	13.38	-39.47	-13.00	26.47	H
3425.0	-50.02	4.02	3.00	12.5	-41.54	-13.00	28.54	V
5137.5	-49.62	5.11	3.00	13.38	-41.35	-13.00	28.35	V

LTE FDD Band 4 Channel Bandwidth 5MHz\_16QAM\_Middle Channel

Frequency (MHz)	PMea (dBm)	Pcl (dB)	Diatance	Ga Antenna Gain(dB)	EIRP (dBm)	Limit (dBm)	Margin (dB)	Polarization
3465.0	-46.79	4.02	3.00	12.45	-38.36	-13.00	25.36	H
5197.5	-47.45	5.11	3.00	13.38	-39.18	-13.00	26.18	H
3465.0	-49.11	4.02	3.00	12.45	-40.68	-13.00	27.68	V
5197.5	-48.13	5.11	3.00	13.38	-39.86	-13.00	26.86	V

LTE FDD Band 4 Channel Bandwidth 5MHz\_16QAM\_High Channel

Frequency (MHz)	PMea (dBm)	Pcl (dB)	Diatance	Ga Antenna Gain(dB)	EIRP (dBm)	Limit (dBm)	Margin (dB)	Polarization
3505.0	-47.23	4.02	3.00	12.21	-39.04	-13.00	26.04	H
5257.5	-46.77	5.11	3.00	13.26	-38.62	-13.00	25.62	H
3505.0	-48.63	4.02	3.00	12.21	-40.44	-13.00	27.44	V
5257.5	-48.32	5.11	3.00	13.26	-40.17	-13.00	27.17	V

LTE FDD Band 4 Channel Bandwidth 10MHz\_16QAM\_Low Channel

Frequency (MHz)	PMea (dBm)	Pcl (dB)	Diatance	Ga Antenna Gain(dB)	Peak EIRP (dBm)	Limit (dBm)	Margin (dB)	Polarization
3430.0	-46.57	4.02	3.00	12.5	-38.09	-13.00	25.09	H
5145.0	-47.97	5.11	3.00	13.38	-39.7	-13.00	26.70	H
3430.0	-50.14	4.02	3.00	12.5	-41.66	-13.00	28.66	V
5145.0	-49.47	5.11	3.00	13.38	-41.2	-13.00	28.20	V

LTE FDD Band 4 Channel Bandwidth 10MHz\_16QAM\_Middle Channel

Frequency (MHz)	PMea (dBm)	Pcl (dB)	Diatance	Ga Antenna Gain(dB)	EIRP (dBm)	Limit (dBm)	Margin (dB)	Polarization
3465.0	-47	4.02	3.00	12.45	-38.57	-13.00	25.57	H
5197.5	-47.49	5.11	3.00	13.38	-39.22	-13.00	26.22	H
3465.0	-49.45	4.02	3.00	12.45	-41.02	-13.00	28.02	V
5197.5	-48.03	5.11	3.00	13.38	-39.76	-13.00	26.76	V

The results shown in this test report refer only to the sample(s) tested unless otherwise stated and the sample(s) are retained for 30 days only. The document is issued by HUAKE, this document cannot be reproduced except in full with our prior written permission. The more details and the authenticity of the report will be confirmed at <http://www.cer-mark.com>.

TEL : +86-755 2302 9901 FAX : +86-755 2302 9901 E-mail : service@cer-mark.com

Add: 1-2F., Building B2, Junfeng Zhongcheng Zhizao Innovation Park, Heping Community, Fuhai Street, Bao'an District, Shenzhen, Guangdong, China



LTE FDD Band 4 Channel Bandwidth 10MHz\_16QAM\_High Channel

Frequency (MHz)	PMea (dBm)	Pcl (dB)	Diatance	Ga Antenna Gain(dB)	EIRP (dBm)	Limit (dBm)	Margin (dB)	Polarization
3500.0	-47.84	4.02	3.00	12.21	-39.65	-13.00	26.65	H
5250.0	-46.91	5.11	3.00	13.26	-38.76	-13.00	25.76	H
3500.0	-49.44	4.02	3.00	12.21	-41.25	-13.00	28.25	V
5250.0	-48.94	5.11	3.00	13.26	-40.79	-13.00	27.79	V

LTE FDD Band 4 Channel Bandwidth 15MHz\_16QAM\_Low Channel

Frequency (MHz)	PMea (dBm)	Pcl (dB)	Diatance	Ga Antenna Gain(dB)	Peak EIRP (dBm)	Limit (dBm)	Margin (dB)	Polarization
3435.0	-46.56	4.02	3.00	12.5	-38.08	-13.00	25.08	H
5152.5	-47.63	5.11	3.00	13.38	-39.36	-13.00	26.36	H
3435.0	-49.78	4.02	3.00	12.5	-41.3	-13.00	28.30	V
5152.5	-49.3	5.11	3.00	13.38	-41.03	-13.00	28.03	V

LTE FDD Band 4 Channel Bandwidth 15MHz\_16QAM\_Middle Channel

Frequency (MHz)	PMea (dBm)	Pcl (dB)	Diatance	Ga Antenna Gain(dB)	EIRP (dBm)	Limit (dBm)	Margin (dB)	Polarization
3465.0	-46.77	4.02	3.00	12.45	-38.34	-13.00	25.34	H
5197.5	-48.06	5.11	3.00	13.38	-39.79	-13.00	26.79	H
3465.0	-49.62	4.02	3.00	12.45	-41.19	-13.00	28.19	V
5197.5	-47.41	5.11	3.00	13.38	-39.14	-13.00	26.14	V

LTE FDD Band 4 Channel Bandwidth 15MHz\_16QAM\_High Channel

Frequency (MHz)	PMea (dBm)	Pcl (dB)	Diatance	Ga Antenna Gain(dB)	EIRP (dBm)	Limit (dBm)	Margin (dB)	Polarization
3495.0	-47.19	4.02	3.00	12.21	-39	-13.00	26.00	H
5242.5	-47.36	5.11	3.00	13.26	-39.21	-13.00	26.21	H
3495.0	-48.7	4.02	3.00	12.21	-40.51	-13.00	27.51	V
5242.5	-48.37	5.11	3.00	13.26	-40.22	-13.00	27.22	V

LTE FDD Band 4 Channel Bandwidth 20MHz\_16QAM\_Low Channel

Frequency (MHz)	PMea (dBm)	Pcl (dB)	Diatance	Ga Antenna Gain(dB)	Peak EIRP (dBm)	Limit (dBm)	Margin (dB)	Polarization
3440.0	-47.17	4.02	3.00	12.5	-38.69	-13.00	25.69	H
5160.0	-47.38	5.11	3.00	13.38	-39.11	-13.00	26.11	H
3440.0	-49.33	4.02	3.00	12.5	-40.85	-13.00	27.85	V
5160.0	-49.68	5.11	3.00	13.38	-41.41	-13.00	28.41	V

LTE FDD Band 4 Channel Bandwidth 20MHz\_16QAM\_Middle Channel

Frequency (MHz)	PMea (dBm)	Pcl (dB)	Diatance	Ga Antenna Gain(dB)	EIRP (dBm)	Limit (dBm)	Margin (dB)	Polarization
3465.0	-47.04	4.02	3.00	12.45	-38.61	-13.00	25.61	H
5197.5	-47.99	5.11	3.00	13.38	-39.72	-13.00	26.72	H
3465.0	-48.84	4.02	3.00	12.45	-40.41	-13.00	27.41	V
5197.5	-47.39	5.11	3.00	13.38	-39.12	-13.00	26.12	V

The results shown in this test report refer only to the sample(s) tested unless otherwise stated and the sample(s) are retained for 30 days only. The document is issued by HUAKE, this document cannot be reproduced except in full with our prior written permission. The more details and the authenticity of the report will be confirmed at <http://www.cer-mark.com>.

TEL : +86-755 2302 9901 FAX : +86-755 2302 9901 E-mail : service@cer-mark.com

Add: 1-2F., Building B2, Junfeng Zhongcheng Zhizao Innovation Park, Heping Community, Fuhai Street, Bao'an District, Shenzhen, Guangdong, China



LTE FDD Band 4\_Channel Bandwidth 20MHz\_16QAM\_High Channel

Frequency (MHz)	PMea (dBm)	Pcl (dB)	Diatance	Ga Antenna Gain(dB)	EIRP (dBm)	Limit (dBm)	Margin (dB)	Polarization
3490.0	-47.69	4.02	3.00	12.21	-39.5	-13.00	26.50	H
5235.0	-46.82	5.11	3.00	13.26	-38.67	-13.00	25.67	H
3490.0	-48.77	4.02	3.00	12.21	-40.58	-13.00	27.58	V
5235.0	-49.16	5.11	3.00	13.26	-41.01	-13.00	28.01	V

The results shown in this test report refer only to the sample(s) tested unless otherwise stated and the sample(s) are retained for 30 days only. The document is issued by HUAK, this document cannot be reproduced except in full with our prior written permission. The more details and the authenticity of the report will be confirmed at <http://www.cer-mark.com>.

TEL : +86-755 2302 9901 FAX : +86-755 2302 9901 E-mail : [service@cer-mark.com](mailto:service@cer-mark.com)

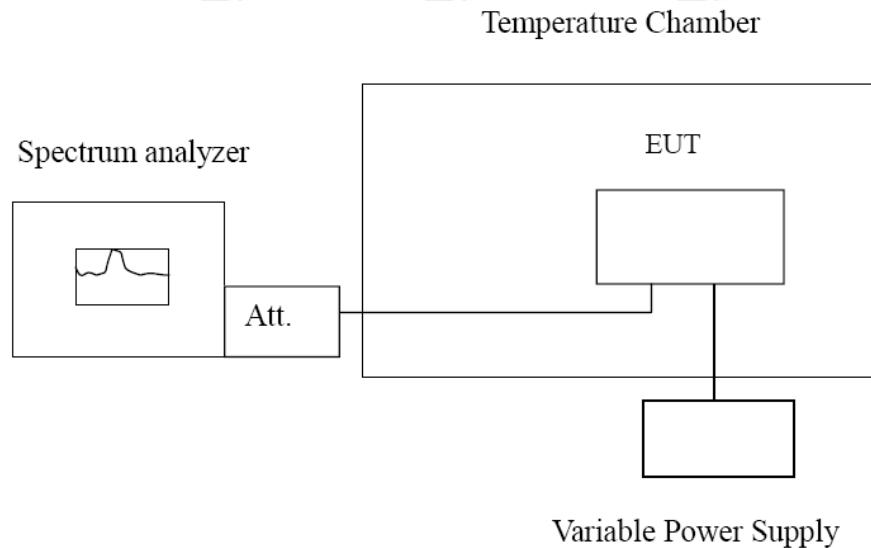
Add: 1-2F., Building B2, Junfeng Zhongcheng Zhizao Innovation Park, Heping Community, Fuhai Street, Bao'an District, Shenzhen, Guangdong, China

### 3.6 Frequency Stability Under Temperature & Voltage Variations

#### LIMIT

According to §27.54, §2.1055 requirement, the frequency stability shall be sufficient to ensure that the fundamental emissions stay within the authorized bands of operation and should not exceed 2.5ppm.

#### TEST CONFIGURATION



#### TEST PROCEDURE

The EUT was setup according to EIA/TIA 603D.

##### **Frequency Stability Under Temperature Variations:**

In order to measure the carrier frequency under the condition of AFC lock, it is necessary to make measurements with the EUT in a "call mode". This is accomplished with the use of R&S CMW500 DIGITAL RADIO COMMUNICATION TESTER.

1. Measure the carrier frequency at room temperature.
2. Subject the EUT to overnight soak at -30°C.
3. With the EUT, powered via nominal voltage, connected to the CMW500 and in a simulated call on middle channel for LTE band 4, measure the carrier frequency. These measurements should be made within 2 minutes of Powering up the EUT, to prevent significant self-warming.
4. Repeat the above measurements at 10°C increments from -30°C to +50°C. Allow at least 1.5 hours at each temperature, unpowered, before making measurements.
5. Re-measure carrier frequency at room temperature with nominal voltage. Vary supply voltage from minimum voltage to maximum voltage, in 0.1Volt increments re-measuring carrier frequency at each voltage. Pause at nominal voltage for 1.5 hours unpowered, to allow any self-heating to stabilize, before continuing.
6. Subject the EUT to overnight soak at +50°C.
7. With the EUT, powered via nominal voltage, connected to the CMW500 and in a simulated call on the centre channel, measure the carrier frequency. These measurements should be made within 2 minutes of Powering up the EUT, to prevent significant self-warming.
8. Repeat the above measurements at 10 °C increments from +50°C to -30°C. Allow at least 1.5 hours at each temperature, unpowered, before making measurements.
9. At all temperature levels hold the temperature to +/- 0.5°C during the measurement procedure.

##### **Frequency Stability Under Voltage Variations:**

Set chamber temperature to 20°C. Use a variable AC power supply / DC power source to power the EUT and set the voltage to rated voltage. Set the spectrum analyzer RBW low enough to obtain the desired frequency resolution and recorded the frequency.

Reduce the input voltage to specify extreme voltage variation ( $\pm 15\%$ ) and endpoint, record the maximum frequency change.



**TEST RESULTS**

Remark:

1. We tested all RB Configuration refer 3GPP TS136 521 for each Channel Bandwidth of LTE FDD Band 4; recorded worst case.

LTE Band 4, 1.4MHz bandwidth, QPSK (worst case of all bandwidths).

LTE FDD Band 4				
DC Power(V)	Temperature (°C)	Frequency error(Hz)	Frequency error(ppm)	Verdict
4.25	20	-38.34	-0.022412	PASS
5.0	20	-36.69	-0.021447	PASS
5.75	20	-33.99	-0.019869	PASS
5.0	-30	-30.73	-0.017963	PASS
5.0	-20	-28.82	-0.016847	PASS
5.0	-10	-28.08	-0.016414	PASS
5.0	0	-28.48	-0.016648	PASS
5.0	10	-30.84	-0.018028	PASS
5.0	20	-32.11	-0.018770	PASS
5.0	30	-7.45	-0.004355	PASS
5.0	40	-10.17	-0.005945	PASS
5.0	50	-19.17	-0.011206	PASS



LTE Band 4, 1.4MHz bandwidth , 16QAM (worst case of all bandwidths)

LTE FDD Band 4				
DC Power(V)	Temperature (°C)	Frequency error(Hz)	Frequency error(ppm)	Verdict
4.25	20	-28.05	-0.016397	PASS
5.0	20	-27.17	-0.015882	PASS
5.75	20	-36.71	-0.021459	PASS
5.0	-30	-38.55	-0.022535	PASS
5.0	-20	9.87	0.005770	PASS
5.0	-10	-8.51	-0.004912	PASS
5.0	0	-8.37	-0.004831	PASS
5.0	10	9.64	0.005564	PASS
5.0	20	17.67	0.010199	PASS
5.0	30	26.98	0.015573	PASS
5.0	40	-28.05	-0.016397	PASS
5.0	50	-27.17	-0.015882	PASS

The results shown in this test report refer only to the sample(s) tested unless otherwise stated and the sample(s) are retained for 30 days only. The document is issued by HUAK, this document cannot be reproduced except in full with our prior written permission. The more details and the authenticity of the report will be confirmed at <http://www.cer-mark.com>.



#### 4 Test Setup Photos of the EUT



The results shown in this test report refer only to the sample(s) tested unless otherwise stated and the sample(s) are retained for 30 days only. The document is issued by HUAK, this document cannot be reproduced except in full with our prior written permission. The more details and the authenticity of the report will be confirmed at <http://www.cer-mark.com>.

TEL : +86-755 2302 9901 FAX : +86-755 2302 9901 E-mail : [service@cer-mark.com](mailto:service@cer-mark.com)

Addr: 1-2F., Building B2, Junfeng Zhongcheng Zhizao Innovation Park, Heping Community, Fuhai Street, Bao'an District, Shenzhen, Guangdong, China



## **5 Photos of the EUT**

Reference to the report: ANNEX A of external photos and ANNEX B of internal photos.

.....**End of Report**.....