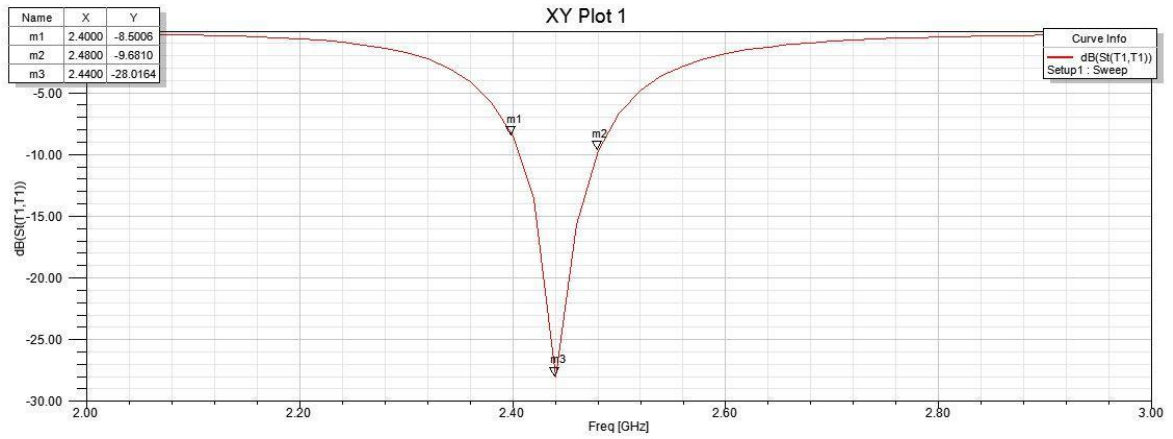


2.4 GHz PCB Antenna Specifications

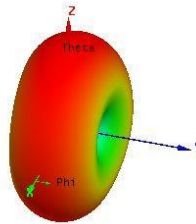

1. Summary

Item	Units	Value
Outline		
Dimension	mm	L=15.4, H=5.9
Frequency Band	MHz	2400~2480
Antenna Type		PCB
Max Gain	dBi	1.23
Input Impedance	Ohm	50
Manufacture		Shenzhen Jialichuang Technology Group Co., Ltd
Trademark		
Address		27th Floor, Olympic Building, Shangbao Road, Futian District, Shenzhen City, Guangdong Province, China

2. S11

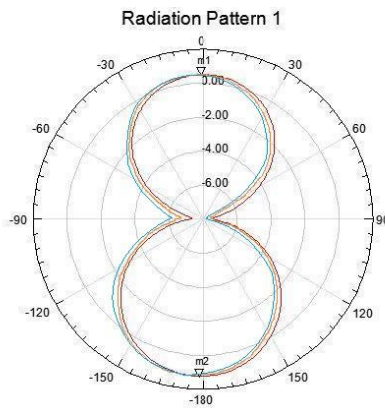


3. Radiation Pattern



Freq	Phi	Ang	dBi
2.40GHz	360.0000	-0.0000	0.5040
2.40GHz	181.0000	-179.0000	1.2235
2.44GHz	360.0000	-0.0000	0.5071
2.44GHz	181.0000	-179.0000	1.2262
2.48GHz	360.0000	-0.0000	0.5012
2.48GHz	181.0000	-179.0000	1.2220

XY_Plane



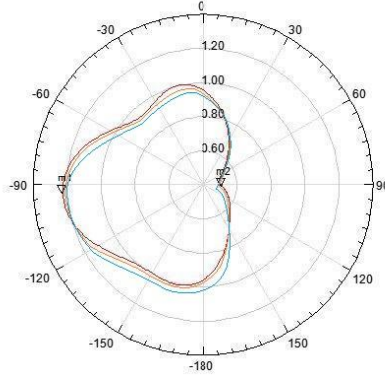
Curve Info

—	dBi (GainTotal)
—	Setup1 : LastAdaptive
—	Freq=2.40GHz Theta=90deg'
—	dBi (GainTotal)
—	Setup1 : LastAdaptive
—	Freq=2.44GHz Theta=90deg'
—	dBi (GainTotal)
—	Setup1 : LastAdaptive
—	Freq=2.48GHz Theta=90deg'

Freq	Theta	Ang	dBi
2.40GHz	-93.0000	-93.0000	1.2232
2.40GHz	92.0000	92.0000	0.5092
2.44GHz	-93.0000	-93.0000	1.2257
2.44GHz	92.0000	92.0000	0.5101
2.48GHz	-93.0000	-93.0000	1.2215
2.48GHz	92.0000	92.0000	0.5075

XZ_Plane

Radiation Pattern 2

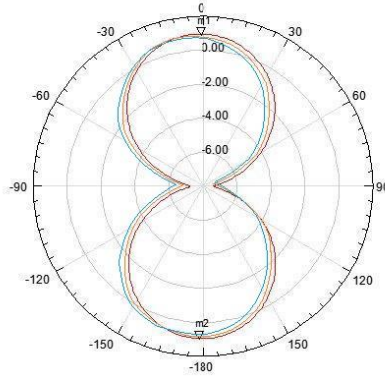


Curve Info	
—	dBi (GainTotal)
—	Setup1 : LastAdaptive
—	Freq=2.40GHz Phi=0deg'
—	dBi (GainTotal)
—	Setup1 : LastAdaptive
—	Freq=2.44GHz Phi=0deg'
—	dBi (GainTotal)
—	Setup1 : LastAdaptive
—	Freq=2.48GHz Phi=0deg'

Freq	Theta	Ang	dBi
2.40GHz	0.0000	0.0000	0.9522
2.40GHz	-179.0000	-179.0000	0.9560
2.44GHz	0.0000	0.0000	0.9557
2.44GHz	-179.0000	-179.0000	0.9583
2.48GHz	0.0000	0.0000	0.9513
2.48GHz	-179.0000	-179.0000	0.9541

YZ_Plane

Radiation Pattern 3



Curve Info	
—	dBi (GainTotal)
—	Setup1 : LastAdaptive
—	Freq=2.40GHz Phi=90deg'
—	dBi (GainTotal)
—	Setup1 : LastAdaptive
—	Freq=2.44GHz Phi=90deg'
—	dBi (GainTotal)
—	Setup1 : LastAdaptive
—	Freq=2.48GHz Phi=90deg'