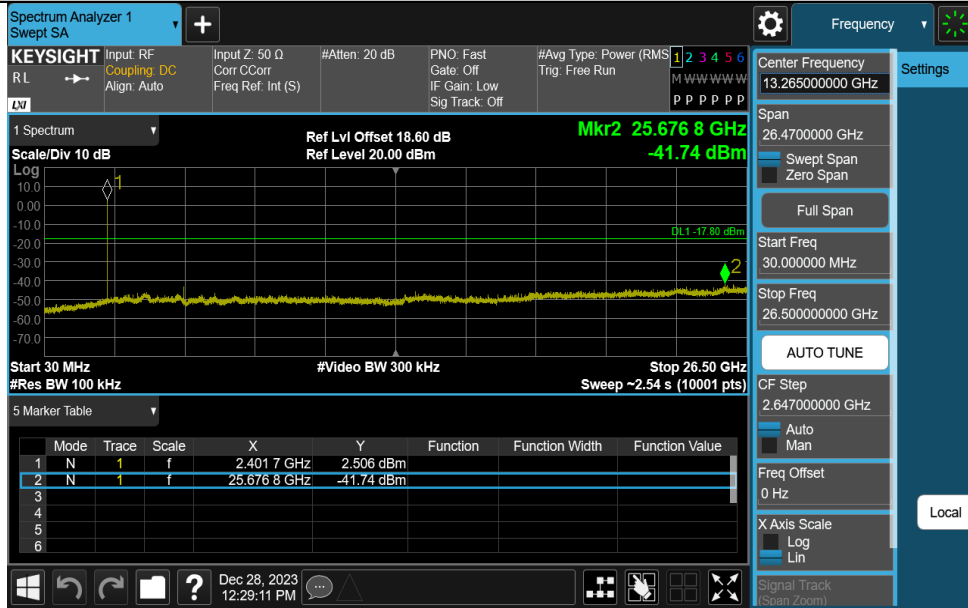


### Test Graphs

#### DH5-Ant1-2402-30~26500-PASS



#### DH5-Ant1-2441-30~26500-PASS



#### DH5-Ant1-2480-30~26500-PASS

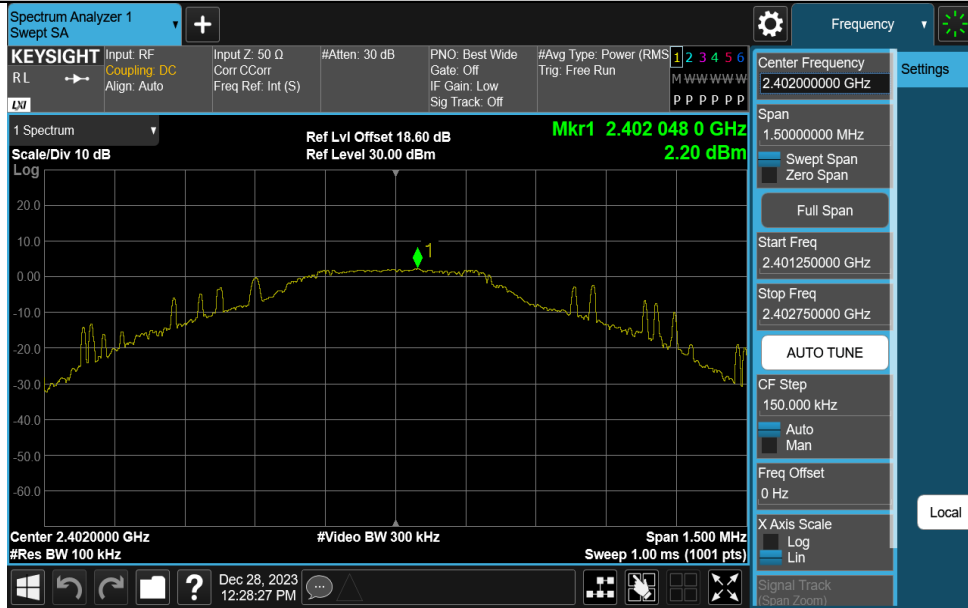


Appendix H: Reference level measurement  
Test Result

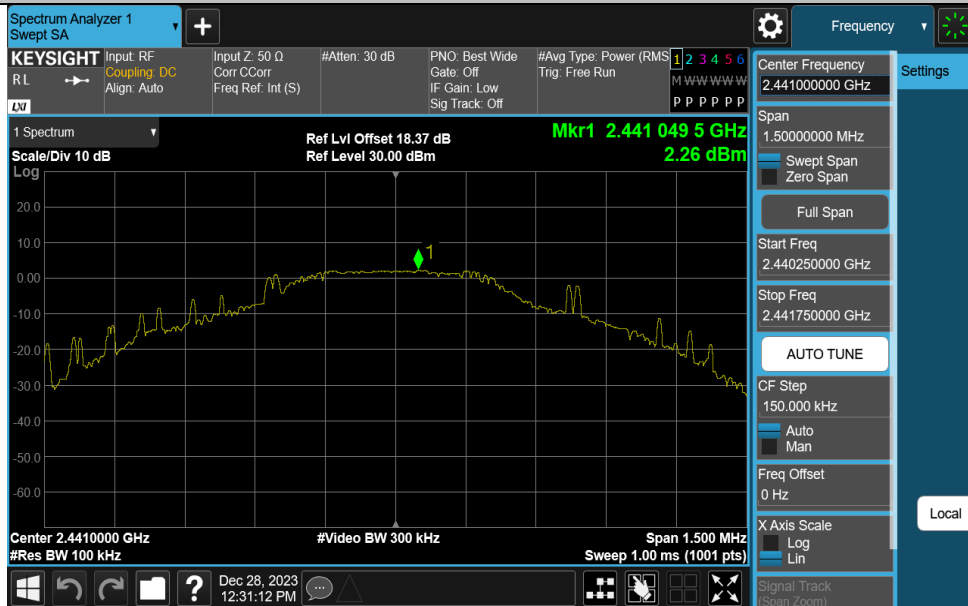
TestMode	Antenna	Freq(MHz)	Max.Point[MHz]	Result[dBm]
DH5	Ant1	2402	2402.05	2.20
DH5	Ant1	2441	2441.05	2.26
DH5	Ant1	2480	2480.06	2.01

### Test Graphs

#### DH5-Ant1-2402-PASS



#### DH5-Ant1-2441-PASS



#### DH5-Ant1-2480-PASS




# 14. TEST SETUP PHOTO


Conducted Test



**Radiated Test (Below 1GHz)**




**Radiated Test (Above 1GHz)**





# 15. EUT PHOTO

External Photos  
M/N: K20




**External Photos**  
**M/N: K20**



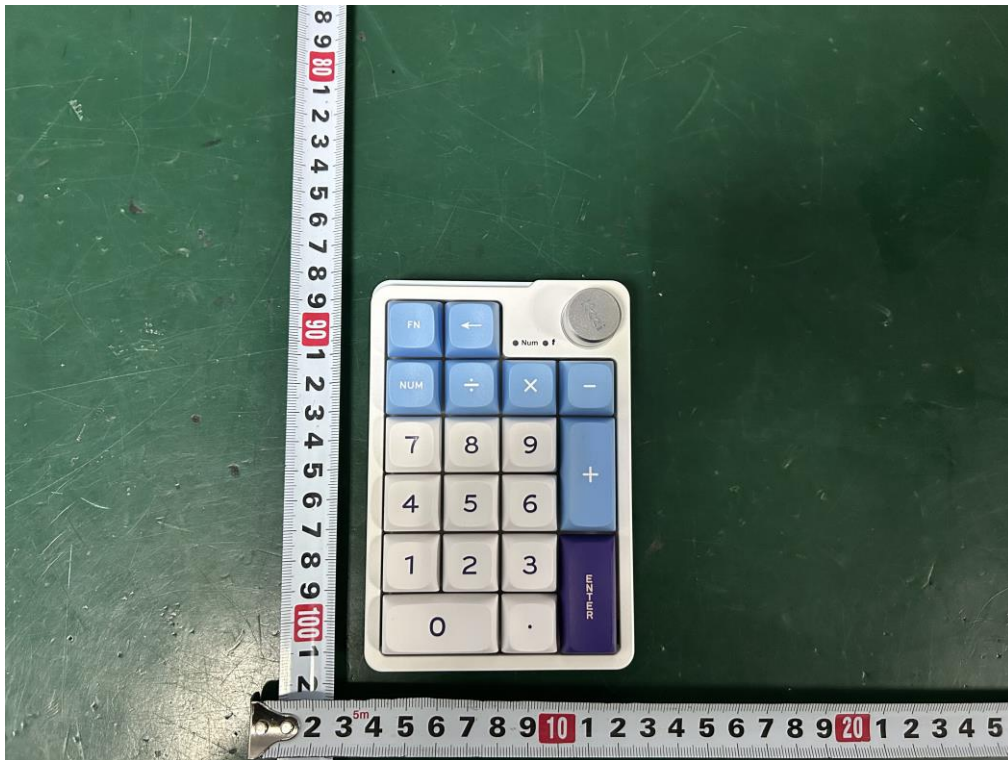


**External Photos**  
**M/N: K20**





### External Photos M/N: K20



**External Photos**  
**M/N: K20**



**External Photos**  
M/N: K20



### External Photos



M/N: K20







**External Photos**

M/N: K20



### Internal Photos



M/N: K20







### Internal Photos

M/N: K20






**Internal Photos**  
M/N: K20






### Internal Photos



M/N: K20



Bluetooth Antenna





### Internal Photos M/N: K20






### Internal Photos

M/N: K20



**Internal Photos**

M/N: K20



**End of Test Report**