

Antenna Test Report

Customer	
Project	TS12-3
Antenna Revision	A0
Product Description	PCB
Product No	

Purpose

This report is to measure the performance of *p'c'b* antenna for 台 德—**BT256**. All test data are shown as below.


Content

- 1: Product Overview & Dimension
- 2: Test Result

- 2.1 Test System
- 2.2 Antenna Matching Network
- 2.3 VSWR
- 2.4 Gain & Efficiency
- 2.5 3D Date
- 3. Antenna Assembly Method
- 4. Conclusion

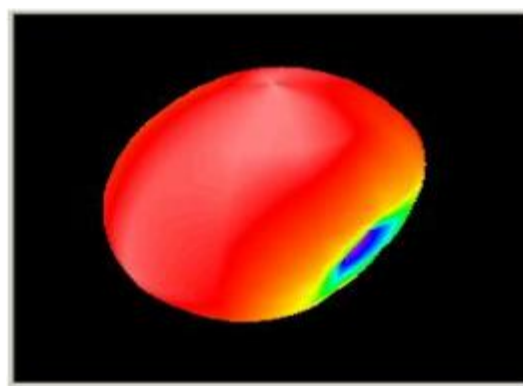
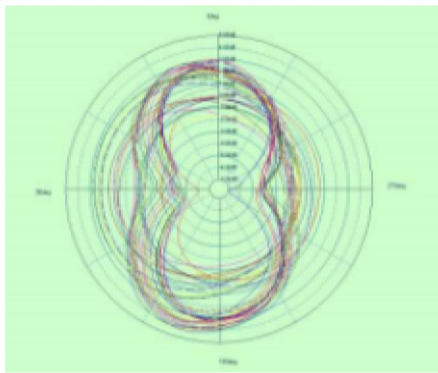
1. Product Overview & Dimension

Antenna

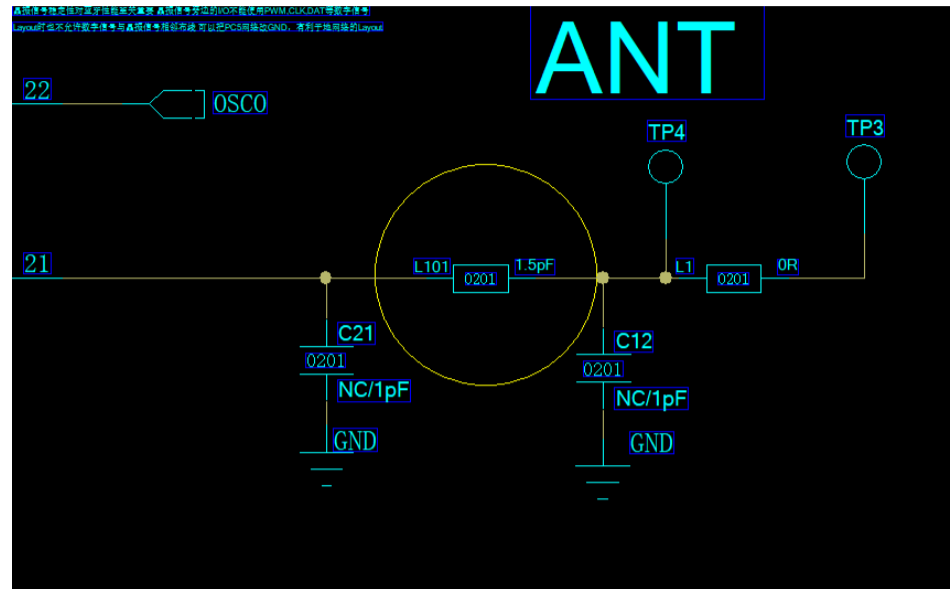


2. Test System

Sequence Number	Test Item	equipment
1. S parameter	VSWR	Agilent 5071C & Agilent 5062A
2. OTA Test	TRP&TIS	Agilent 8960 E5515C& Agilent 4438C&CMW500 &CMW270 ETS&SATIMO
3. Gain & Efficiency	Gain & Efficiency	ETS&SATIMO Agilent 5071C



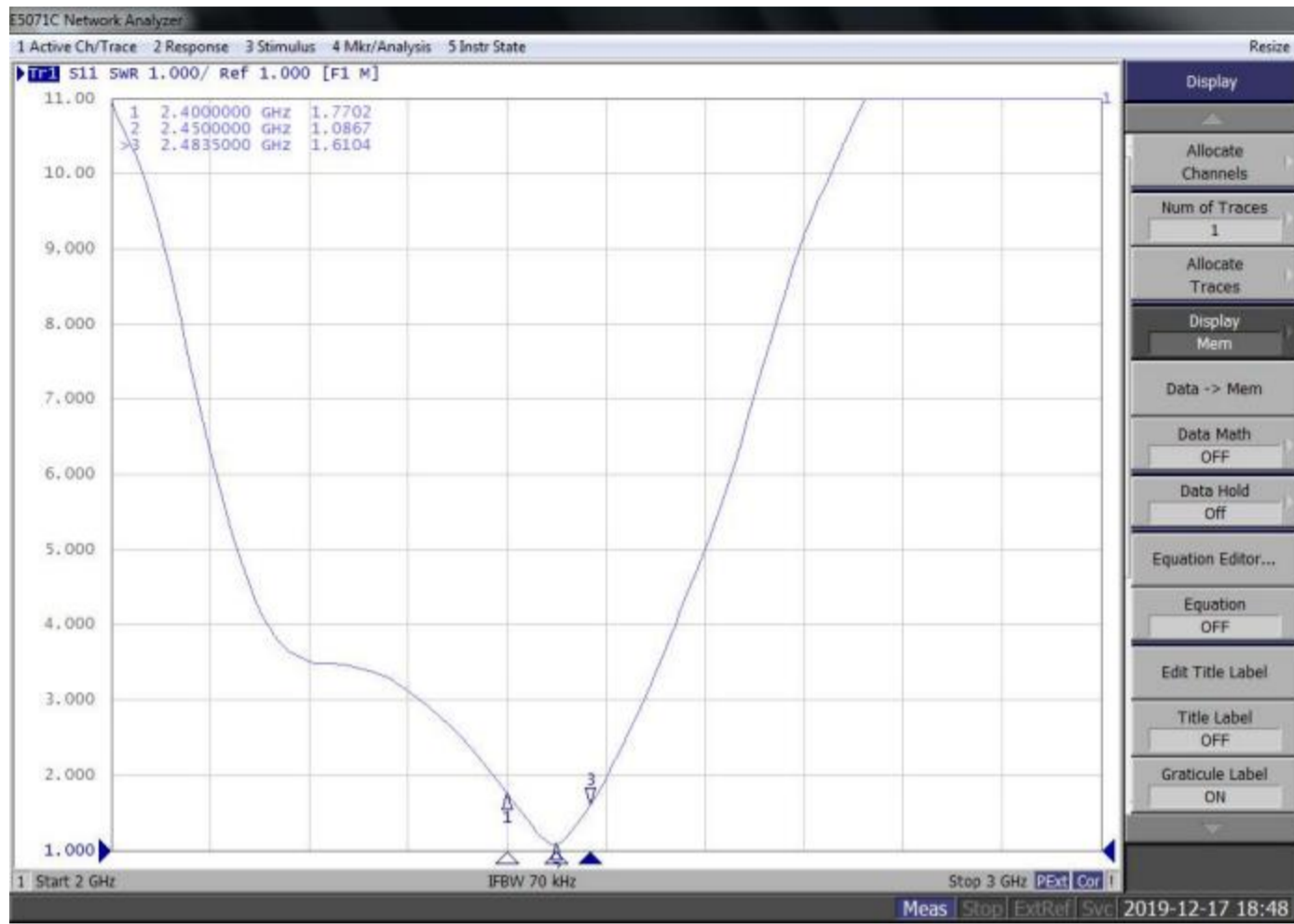
2.1 Antenna Matching Network



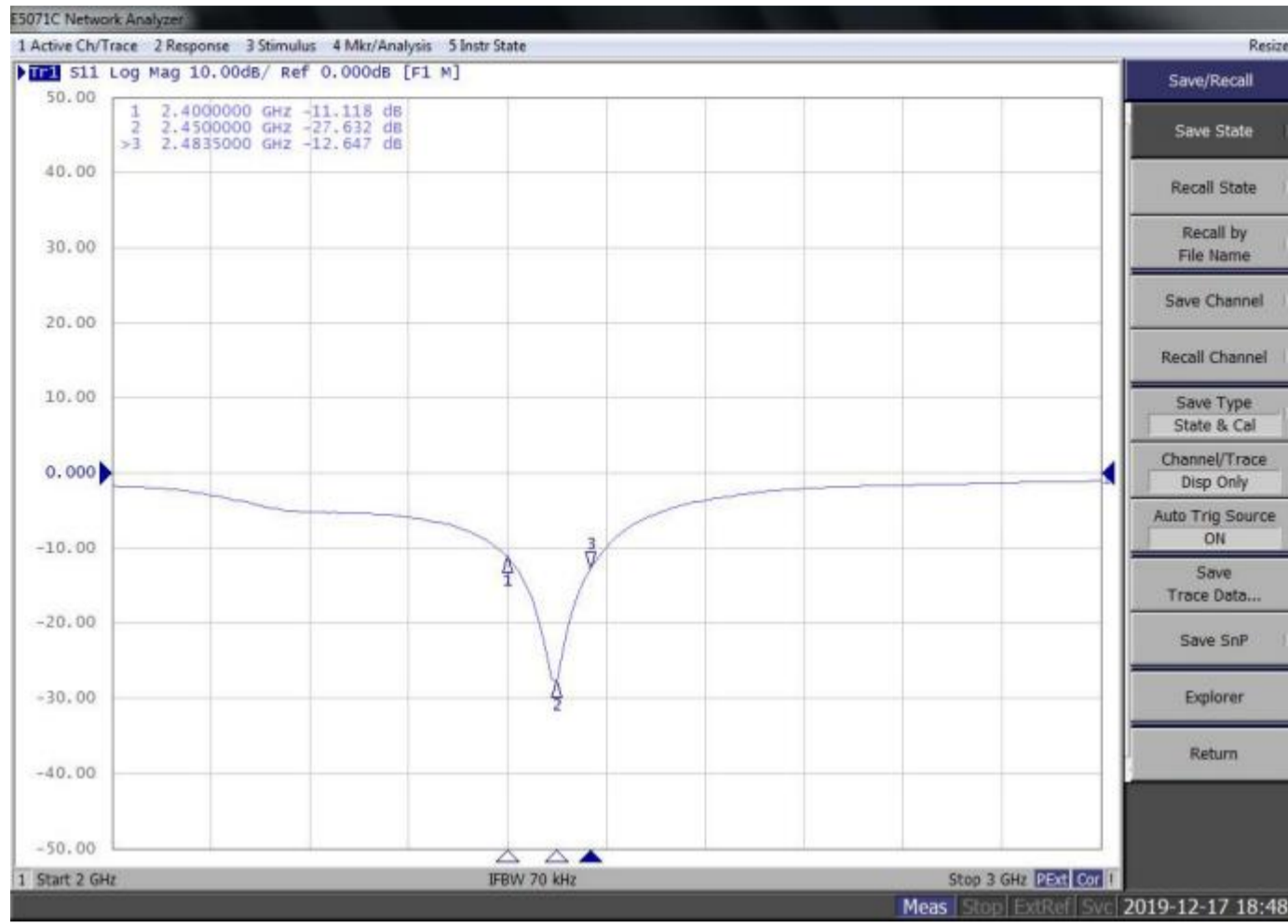
Element	Value
L1 (0201)	1.5pF
21(0201)	NC

C12 (0201)	NC
L1 (0201)	OR

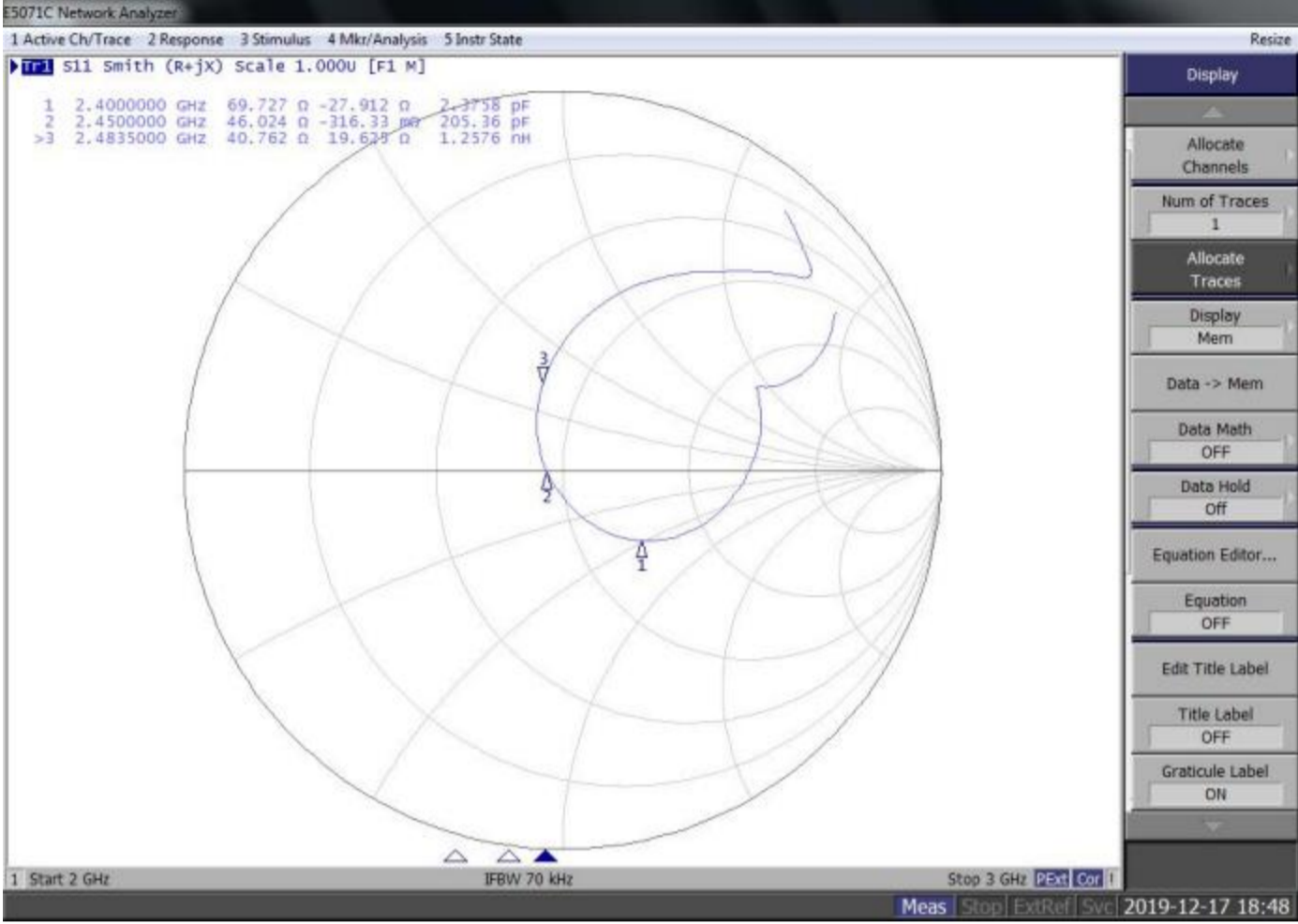
2.2 VSWR



2.3 RETURN LOSS



2.4 SMITH

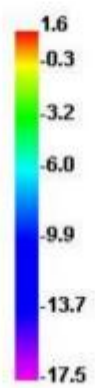
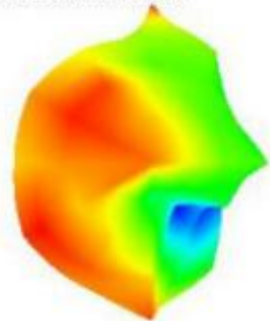


2.5 GAIN & Efficiency

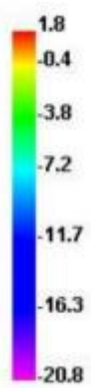
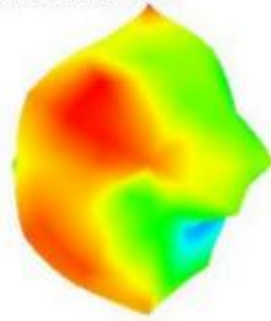
Passive Test For 2.4G				
Freq (MHz)	Effi (%)	Effi (dB)	Gain (dBi)	Gain (dBd)
2400	51.96	-2.84	1.62	-0.53
2410	55.03	-2.59	1.99	-0.16
2420	54.81	-2.61	2.02	-0.13
2430	54.93	-2.6	2.03	-0.12
2440	52.84	-2.77	1.88	-0.27
2450	51.93	-2.85	1.83	-0.32
2460	51.63	-2.87	1.83	-0.32
2470	50.01	-3.01	1.87	-0.28
2480	53.08	-2.75	2.08	0.13
2490	50.18	-2.99	2.09	0.04
2500	45.45	-3.42	2.01	-0.14

2.6 2D/3D DATA

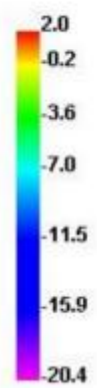
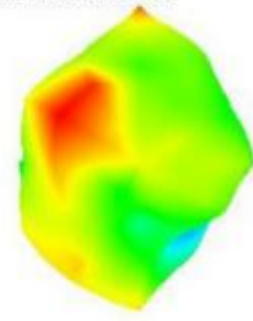
2400.000MHz



2450.000MHz




2500.000MHz



3. Conclusion

天线尺寸直径**3.0mm**



4. Conclusion

PCB板端匹配电路,L1串 0Ω 连接天线, 天线尺寸剪短, 现长度3.0mm, 无源驻波调试到2.0以下, 初步判定合格。