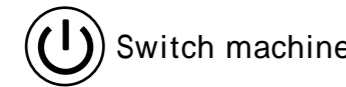
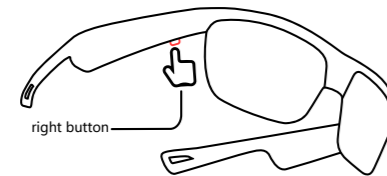


SMART GLASSES

User Manual



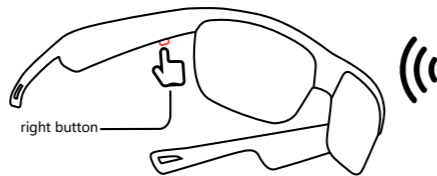
Switch machine



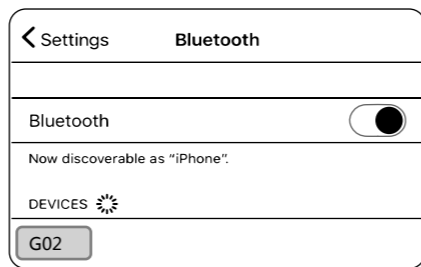
Power on: press and hold the right button for 1.5 seconds to power on
Shutdown: press and hold the right button for 8 seconds to shut down, or automatically shut down if it is not connected for 5 minutes



Pairing



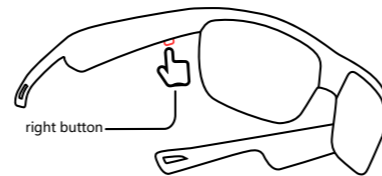
After the smart glasses are turned on, turn on the Bluetooth of the mobile phone, search for the device name G02 and connect.
(Note: Smart glasses automatically shut down when charging.)



Note: After starting up, click the right button 4 times continuously, there will be a prompt in Chinese or English



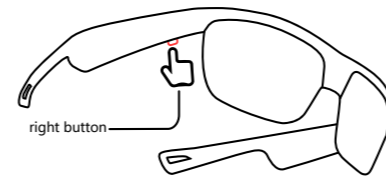
Music



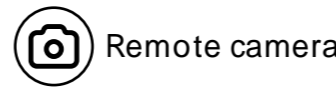
Music pause/play: click the right button 1 time
Music switch: click the right button 2 times to switch to the next song



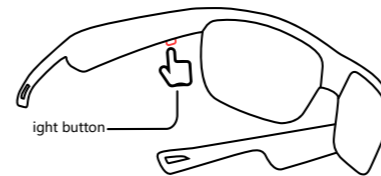
Volume



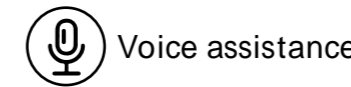
Volume reduction: click the right button 3 times to increase the volume
(Note: The music volume can also be adjusted on the phone)



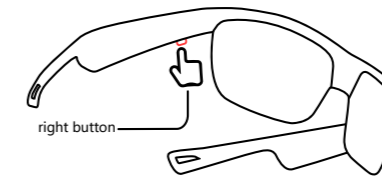
Remote camera



Remote control photo: first open the camera on the mobile phone, then click the right button 2 times to take a remote camera



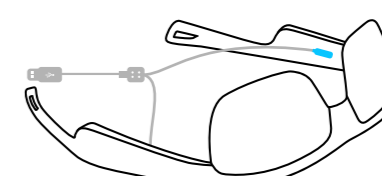
Voice assistance



Wake up the voice assistant: press and hold the right button for 2 seconds



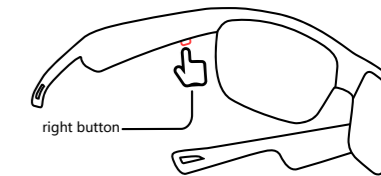
Recharge



Magnetic charging: the red breathing light is on when charging, and the red light is off when it is fully charged
(Note: in the charging state, the glasses will automatically shut down)



Phone



Call answering/hanging up: click the right button once
Reject a call: click the right button 2 times
Third-party answer/reject: A. click the right button once to hold the current call and answer the call
B. double-click the right button to hold the current call and reject the incoming call

Federal Communications Commission (FCC) Statement. This device complies with part 15 of the FCC Rules. Operation is subject to the following two conditions:

- (1) This device may not cause harmful interference, and
- (2) this device must accept any interference received,

including interference that may cause undesired operation. Note: This equipment has been tested and found to comply with the limits for a Class B digital device, pursuant to part 15 of the FCC Rules. These limits are designed to provide Reasonable protection against harmful interference in a residential installation. This equipment generates, uses and can radiate radio frequency energy and, if not installed and used in accordance with the instructions, may cause harmful interference to radio communications. However, there is no guarantee that interference will not occur in a particular installation. If this equipment does cause harmful interference to radio or television reception, which can be determined by turning the equipment off and on, the user is encouraged to try to correct the interference by one or more of the following measures:

- Reorient or relocate the receiving antenna.
- Increase the separation between the equipment and receiver.
- Connect the equipment into an outlet on a circuit different from that to which the receiver is connected.
- Consult the dealer or an experienced radio/TV technician for help.

Warning: Changes or modifications made to this device not expressly approved by **Shenzhen Magic Treasure Times Technology Co., Ltd** may void the FCC authorization to operate this device. Note: The manufacturer is not responsible for any radio or TV interference caused by unauthorized modifications to this equipment. Such modifications could void the user's authority to operate the equipment.

RF exposure statement:

This device complies with FCC RF radiation exposure limits set forth for an uncontrolled environment. The device is installed and operated without restriction.