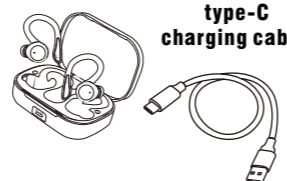




146.00 mm

95.00 mm

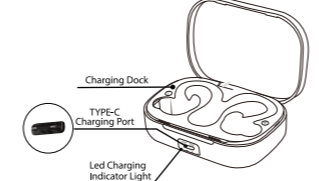



type-C charging cable

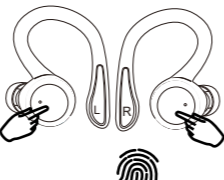




Wireless Earphones With Charging case
TWS EARBUDS WITH CHARGING BOX
Model:V40093W
FCC ID:2BB3B-V40093W

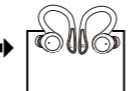


Powering On/ Bluetooth Pairing 




(When the earbuds are not in the charging box)
Press & hold both power buttons simultaneously for 2-3 Seconds

(When the earbuds are in the charging box just take them out and they will power on automatically.)





1.2 Seconds

one earbud blue and red light flashes alternately, another ear bud with blue light flash every 5 seconds





Check your phone's Bluetooth settings menu. Make sure that Bluetooth is turned ON. Connect with the device listed as V40091W.

Controlling Your Earphones 





One Click: Play/Pause/Answer Incoming Call/End Call
Long press for 2 seconds: Activate Siri/Google Voice Assistants
Long press for 2 seconds: Reject an Incoming Call
Hold 3-4 Seconds: Power Off (When Not Receiving a Call)

Play music 



Previous song: Double click on left ear
Next track: Double click on the right ear
Click: answer/hang up the phone
Click: Play/Pause
Long press for 2 seconds: Voice assistant, short press to exit
Long press for 2 seconds: reject incoming call
Press and hold for 4 seconds: to shut down
Press and hold for 2 seconds: to turn on the device

Wearing Your Earphones 



4. Label
This device complies with part 15 of the FCC Rules. Operation is subject to the following two conditions: (1) This device may not cause harmful interference, and (2) this device must accept any interference received, including interference that may cause undesired operation.

5. User manual
FCC warning:
Any Changes or modifications not expressly approved by the party responsible for compliance could void the user's authority to operate the equipment.

Note: This equipment has been tested and found to comply with the limits for a Class B digital device, pursuant to part 15 of the FCC Rules. These limits are designed to provide reasonable protection against harmful interference in a residential installation. This equipment generates uses and can radiate radio frequency energy and, if not installed and used in accordance with the instructions, may cause harmful interference to radio communications. However, there is no guarantee that interference will not occur in a particular installation. If this equipment does cause harmful interference to radio or television reception, which can be determined by turning the equipment off and on, the user is encouraged to try to correct the interference by one or more of the following measures:
-Reorient or relocate the receiving antenna.
-Increase the separation between the equipment and receiver.
-Connect the equipment into an outlet on a circuit different from that to which the receiver is connected.
-Consult the dealer or an experienced radio/TV technician for help.

The device has been evaluated to meet general RF exposure requirement.
The device can be used in portable exposure condition without restriction.