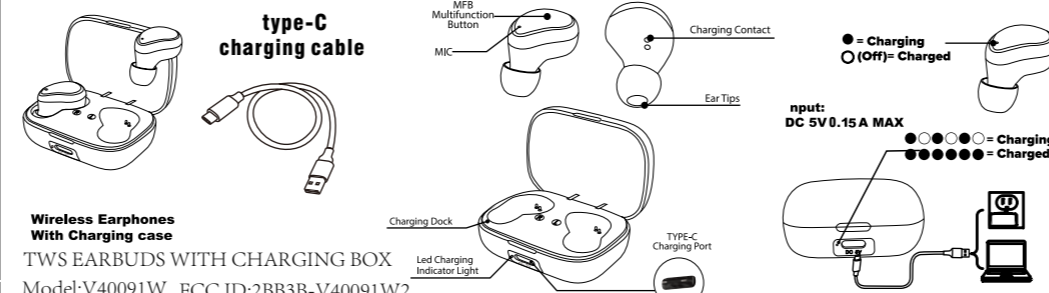


146.00 mm

95.00 mm



**type-C charging cable**

**Wireless Earphones With Charging case**

**TWS EARBUDS WITH CHARGING BOX**

Model: V40091W    FCC ID: 2BB3B-V40091W2  
 FCC ID: 2BB3B-V40091W

**Powering On/ Bluetooth Pairing**

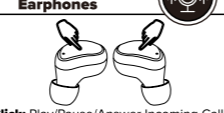
*(When the earbuds are not in the charging box)*  
**Press & hold both power buttons simultaneously for 2-3 Seconds**

*(When the earbuds are in the charging box just take them out and they will power on automatically.)*

**One earbud blue and red light flashes alternately, another ear bud with blue light flash every 5 seconds**


**Check your phone's Bluetooth settings menu. Make sure that Bluetooth is turned ON. Connect with the device listed as V40093W .**

**Controlling Your Earphones**




**One Click:** Play/Pause/Answer Incoming Call/End Call  
**Long press for 2 seconds:** Activate Siri/Google Voice Assistants  
**Long press for 2 seconds:** Reject an Incoming Call  
**Hold 3-4 Seconds:** Power Off (When Not Receiving a Call)

**Play music**



**Previous song:** Double click on left ear  
**Next track:** Double click on the right ear  
**Click:** answer/hang up the phone  
**Click:** Play/Pause  
**Long press for 2 seconds:** Voice assistant, short press to exit  
**Long press for 2 seconds:** reject incoming call  
**Press and hold for 4 seconds:** to shut down  
**Press and hold for 2 seconds:** to turn on the device

**Wearing Your Earphones**



4. Label  
 This device complies with part 15 of the FCC Rules. Operation is subject to the following two conditions: (1) This device may not cause harmful interference, and (2) this device must accept any interference received, including interference that may cause undesired operation.

5. User manual  
 FCC warning:  
 Any Changes or modifications not expressly approved by the party responsible for compliance could void the user's authority to operate the equipment.

Note: This equipment has been tested and found to comply with the limits for a Class B digital device, pursuant to part 15 of the FCC Rules. These limits are designed to provide reasonable protection against harmful interference in a residential installation. This equipment generates uses and can radiate radio frequency energy and, if not installed and used in accordance with the instructions, may cause harmful interference to radio communications. However, there is no guarantee that interference will not occur in a particular installation. If this equipment does cause harmful interference to radio or television reception, which can be determined by turning the equipment off and on, the user is encouraged to try to correct the interference by one or more of the following measures:

- Reorient or relocate the receiving antenna.
- Increase the separation between the equipment and receiver.
- Connect the equipment into an outlet on a circuit different from that to which the receiver is connected.
- Consult the dealer or an experienced radio/TV technician for help.

The device has been evaluated to meet general RF exposure requirement.  
 The device can be used in portable exposure condition without restriction.