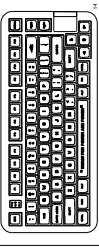
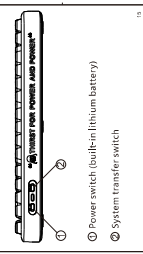





<p>Cookiiier CK 75 Transparent custom mechanical keyboard</p> <p>List of contents:</p> <ul style="list-style-type: none"> 1. Keyboard 2. Keyboard case 3. Keyboard case cover 4. Keyboard case cover 5. Keyboard case cover 6. Keyboard case cover 7. Keyboard case cover 8. Keyboard case cover 9. Keyboard case cover 10. Keyboard case cover 11. Keyboard case cover 12. Keyboard case cover 13. Keyboard case cover 14. Keyboard case cover 15. Keyboard case cover 16. Keyboard case cover 17. Keyboard case cover 18. Keyboard case cover 19. Keyboard case cover 20. Keyboard case cover 21. Keyboard case cover 22. Keyboard case cover 23. Keyboard case cover 24. Keyboard case cover 25. Keyboard case cover 26. Keyboard case cover 27. Keyboard case cover 28. Keyboard case cover 29. Keyboard case cover 30. Keyboard case cover 31. Keyboard case cover 32. Keyboard case cover 33. Keyboard case cover 34. Keyboard case cover 35. Keyboard case cover 36. Keyboard case cover 37. Keyboard case cover 38. Keyboard case cover 39. Keyboard case cover 40. Keyboard case cover 41. Keyboard case cover 42. Keyboard case cover 43. Keyboard case cover 44. Keyboard case cover 45. Keyboard case cover 46. Keyboard case cover 47. Keyboard case cover 48. Keyboard case cover 49. Keyboard case cover 50. Keyboard case cover 51. Keyboard case cover 52. Keyboard case cover 53. Keyboard case cover 54. Keyboard case cover 55. Keyboard case cover 56. Keyboard case cover 57. Keyboard case cover 58. Keyboard case cover 59. Keyboard case cover 60. Keyboard case cover 61. Keyboard case cover 62. Keyboard case cover 63. Keyboard case cover 64. Keyboard case cover 65. Keyboard case cover 66. Keyboard case cover 67. Keyboard case cover 68. Keyboard case cover 69. Keyboard case cover 70. Keyboard case cover 71. Keyboard case cover 72. Keyboard case cover 73. Keyboard case cover 74. Keyboard case cover 75. Keyboard case cover 76. Keyboard case cover 77. Keyboard case cover 78. Keyboard case cover 79. Keyboard case cover 80. Keyboard case cover 81. Keyboard case cover 82. Keyboard case cover 83. Keyboard case cover 84. Keyboard case cover 85. Keyboard case cover 86. Keyboard case cover 87. Keyboard case cover 88. Keyboard case cover 89. Keyboard case cover 90. Keyboard case cover 91. Keyboard case cover 92. Keyboard case cover 93. Keyboard case cover 94. Keyboard case cover 95. Keyboard case cover 96. Keyboard case cover 97. Keyboard case cover 98. Keyboard case cover 99. Keyboard case cover 100. Keyboard case cover 	<p>Quick Start Guide</p> <p>Before you start, please read the following information carefully. This guide is intended to help you get started with the keyboard. For more information, please refer to the user manual.</p> <ul style="list-style-type: none"> 1. Unpack the keyboard. 2. Connect the keyboard to the computer. 3. Turn on the keyboard. 4. Adjust the keyboard settings. 5. Enjoy typing! 	<p>1. Toggle switch</p>  <p>⊕ Power switch (built-in lithium battery)</p> <p>⊙ System transfer switch</p>	<p>2. Bluetooth connection</p> <p>1. Turn on the Bluetooth function on the keyboard.</p> <p>2. Turn on the Bluetooth function on the computer.</p> <p>3. Pair the keyboard with the computer.</p> <p>4. Enjoy typing!</p> 
--	---	---	--

<p>5. Switching effect</p> 	<p>6. Charge</p> <p>1. The keyboard is powered by the built-in lithium battery.</p> <p>2. The battery life is approximately 10 hours.</p> <p>3. The keyboard can be recharged by the USB-C port.</p> <p>4. The charging time is approximately 2 hours.</p> <p>5. The keyboard can be used while charging.</p>	<p>8. Storage and use environment</p> <p>1. Storage temperature: -20°C to 50°C</p> <p>2. Storage humidity: 10% to 90% RH</p> <p>3. Storage humidity: 10% to 90% RH</p> <p>4. Storage humidity: 10% to 90% RH</p> <p>5. Storage humidity: 10% to 90% RH</p> <p>6. Storage humidity: 10% to 90% RH</p> <p>7. Storage humidity: 10% to 90% RH</p> <p>8. Storage humidity: 10% to 90% RH</p> <p>9. Storage humidity: 10% to 90% RH</p> <p>10. Storage humidity: 10% to 90% RH</p> <p>11. Storage humidity: 10% to 90% RH</p> <p>12. Storage humidity: 10% to 90% RH</p> <p>13. Storage humidity: 10% to 90% RH</p> <p>14. Storage humidity: 10% to 90% RH</p> <p>15. Storage humidity: 10% to 90% RH</p> <p>16. Storage humidity: 10% to 90% RH</p> <p>17. Storage humidity: 10% to 90% RH</p> <p>18. Storage humidity: 10% to 90% RH</p> <p>19. Storage humidity: 10% to 90% RH</p> <p>20. Storage humidity: 10% to 90% RH</p> <p>21. Storage humidity: 10% to 90% RH</p> <p>22. Storage humidity: 10% to 90% RH</p> <p>23. Storage humidity: 10% to 90% RH</p> <p>24. Storage humidity: 10% to 90% RH</p> <p>25. Storage humidity: 10% to 90% RH</p> <p>26. Storage humidity: 10% to 90% RH</p> <p>27. Storage humidity: 10% to 90% RH</p> <p>28. Storage humidity: 10% to 90% RH</p> <p>29. Storage humidity: 10% to 90% RH</p> <p>30. Storage humidity: 10% to 90% RH</p> <p>31. Storage humidity: 10% to 90% RH</p> <p>32. Storage humidity: 10% to 90% RH</p> <p>33. Storage humidity: 10% to 90% RH</p> <p>34. Storage humidity: 10% to 90% RH</p> <p>35. Storage humidity: 10% to 90% RH</p> <p>36. Storage humidity: 10% to 90% RH</p> <p>37. Storage humidity: 10% to 90% RH</p> <p>38. Storage humidity: 10% to 90% RH</p> <p>39. Storage humidity: 10% to 90% RH</p> <p>40. Storage humidity: 10% to 90% RH</p> <p>41. Storage humidity: 10% to 90% RH</p> <p>42. Storage humidity: 10% to 90% RH</p> <p>43. Storage humidity: 10% to 90% RH</p> <p>44. Storage humidity: 10% to 90% RH</p> <p>45. Storage humidity: 10% to 90% RH</p> <p>46. Storage humidity: 10% to 90% RH</p> <p>47. Storage humidity: 10% to 90% RH</p> <p>48. Storage humidity: 10% to 90% RH</p> <p>49. Storage humidity: 10% to 90% RH</p> <p>50. Storage humidity: 10% to 90% RH</p> <p>51. Storage humidity: 10% to 90% RH</p> <p>52. Storage humidity: 10% to 90% RH</p> <p>53. Storage humidity: 10% to 90% RH</p> <p>54. Storage humidity: 10% to 90% RH</p> <p>55. Storage humidity: 10% to 90% RH</p> <p>56. Storage humidity: 10% to 90% RH</p> <p>57. Storage humidity: 10% to 90% RH</p> <p>58. Storage humidity: 10% to 90% RH</p> <p>59. Storage humidity: 10% to 90% RH</p> <p>60. Storage humidity: 10% to 90% RH</p> <p>61. Storage humidity: 10% to 90% RH</p> <p>62. Storage humidity: 10% to 90% RH</p> <p>63. Storage humidity: 10% to 90% RH</p> <p>64. Storage humidity: 10% to 90% RH</p> <p>65. Storage humidity: 10% to 90% RH</p> <p>66. Storage humidity: 10% to 90% RH</p> <p>67. Storage humidity: 10% to 90% RH</p> <p>68. Storage humidity: 10% to 90% RH</p> <p>69. Storage humidity: 10% to 90% RH</p> <p>70. Storage humidity: 10% to 90% RH</p> <p>71. Storage humidity: 10% to 90% RH</p> <p>72. Storage humidity: 10% to 90% RH</p> <p>73. Storage humidity: 10% to 90% RH</p> <p>74. Storage humidity: 10% to 90% RH</p> <p>75. Storage humidity: 10% to 90% RH</p> <p>76. Storage humidity: 10% to 90% RH</p> <p>77. Storage humidity: 10% to 90% RH</p> <p>78. Storage humidity: 10% to 90% RH</p> <p>79. Storage humidity: 10% to 90% RH</p> <p>80. Storage humidity: 10% to 90% RH</p> <p>81. Storage humidity: 10% to 90% RH</p> <p>82. Storage humidity: 10% to 90% RH</p> <p>83. Storage humidity: 10% to 90% RH</p> <p>84. Storage humidity: 10% to 90% RH</p> <p>85. Storage humidity: 10% to 90% RH</p> <p>86. Storage humidity: 10% to 90% RH</p> <p>87. Storage humidity: 10% to 90% RH</p> <p>88. Storage humidity: 10% to 90% RH</p> <p>89. Storage humidity: 10% to 90% RH</p> <p>90. Storage humidity: 10% to 90% RH</p> <p>91. Storage humidity: 10% to 90% RH</p> <p>92. Storage humidity: 10% to 90% RH</p> <p>93. Storage humidity: 10% to 90% RH</p> <p>94. Storage humidity: 10% to 90% RH</p> <p>95. Storage humidity: 10% to 90% RH</p> <p>96. Storage humidity: 10% to 90% RH</p> <p>97. Storage humidity: 10% to 90% RH</p> <p>98. Storage humidity: 10% to 90% RH</p> <p>99. Storage humidity: 10% to 90% RH</p> <p>100. Storage humidity: 10% to 90% RH</p>	<p>10. Custom driver</p>  <p>1. Scan the QR code to download the custom driver.</p> <p>2. Install the custom driver on your computer.</p> <p>3. Enjoy typing!</p>
---	--	---	---

<p>Fn Combination Key (MAC system)</p> <table border="1"> <tr><td>Reset function</td><td>Fn + F8</td></tr> <tr><td>Fn + F9</td><td>Fn + F9</td></tr> <tr><td>Fn + F10</td><td>Fn + F10</td></tr> <tr><td>Fn + F11</td><td>Fn + F11</td></tr> <tr><td>Fn + F12</td><td>Fn + F12</td></tr> <tr><td>Backlight on/off</td><td>Fn + F13</td></tr> <tr><td>Backlight on</td><td>Fn + F14</td></tr> <tr><td>Backlight off</td><td>Fn + F15</td></tr> <tr><td>Backlight on</td><td>Fn + F16</td></tr> <tr><td>Backlight off</td><td>Fn + F17</td></tr> </table>	Reset function	Fn + F8	Fn + F9	Fn + F9	Fn + F10	Fn + F10	Fn + F11	Fn + F11	Fn + F12	Fn + F12	Backlight on/off	Fn + F13	Backlight on	Fn + F14	Backlight off	Fn + F15	Backlight on	Fn + F16	Backlight off	Fn + F17	<p>Fn Combination Key (MAC system)</p> <table border="1"> <tr><td>Reset function</td><td>Fn + F8</td></tr> <tr><td>Fn + F9</td><td>Fn + F9</td></tr> <tr><td>Fn + F10</td><td>Fn + F10</td></tr> <tr><td>Fn + F11</td><td>Fn + F11</td></tr> <tr><td>Fn + F12</td><td>Fn + F12</td></tr> <tr><td>Backlight on/off</td><td>Fn + F13</td></tr> <tr><td>Backlight on</td><td>Fn + F14</td></tr> <tr><td>Backlight off</td><td>Fn + F15</td></tr> <tr><td>Backlight on</td><td>Fn + F16</td></tr> <tr><td>Backlight off</td><td>Fn + F17</td></tr> </table>	Reset function	Fn + F8	Fn + F9	Fn + F9	Fn + F10	Fn + F10	Fn + F11	Fn + F11	Fn + F12	Fn + F12	Backlight on/off	Fn + F13	Backlight on	Fn + F14	Backlight off	Fn + F15	Backlight on	Fn + F16	Backlight off	Fn + F17	<p>Fn Combination Key (WIN system)</p> <table border="1"> <tr><td>Reset function</td><td>Fn + F8</td></tr> <tr><td>Fn + F9</td><td>Fn + F9</td></tr> <tr><td>Fn + F10</td><td>Fn + F10</td></tr> <tr><td>Fn + F11</td><td>Fn + F11</td></tr> <tr><td>Fn + F12</td><td>Fn + F12</td></tr> <tr><td>Backlight on/off</td><td>Fn + F13</td></tr> <tr><td>Backlight on</td><td>Fn + F14</td></tr> <tr><td>Backlight off</td><td>Fn + F15</td></tr> <tr><td>Backlight on</td><td>Fn + F16</td></tr> <tr><td>Backlight off</td><td>Fn + F17</td></tr> </table>	Reset function	Fn + F8	Fn + F9	Fn + F9	Fn + F10	Fn + F10	Fn + F11	Fn + F11	Fn + F12	Fn + F12	Backlight on/off	Fn + F13	Backlight on	Fn + F14	Backlight off	Fn + F15	Backlight on	Fn + F16	Backlight off	Fn + F17	<p>Fn Combination Key (WIN system)</p> <table border="1"> <tr><td>Reset function</td><td>Fn + F8</td></tr> <tr><td>Fn + F9</td><td>Fn + F9</td></tr> <tr><td>Fn + F10</td><td>Fn + F10</td></tr> <tr><td>Fn + F11</td><td>Fn + F11</td></tr> <tr><td>Fn + F12</td><td>Fn + F12</td></tr> <tr><td>Backlight on/off</td><td>Fn + F13</td></tr> <tr><td>Backlight on</td><td>Fn + F14</td></tr> <tr><td>Backlight off</td><td>Fn + F15</td></tr> <tr><td>Backlight on</td><td>Fn + F16</td></tr> <tr><td>Backlight off</td><td>Fn + F17</td></tr> </table>	Reset function	Fn + F8	Fn + F9	Fn + F9	Fn + F10	Fn + F10	Fn + F11	Fn + F11	Fn + F12	Fn + F12	Backlight on/off	Fn + F13	Backlight on	Fn + F14	Backlight off	Fn + F15	Backlight on	Fn + F16	Backlight off	Fn + F17
Reset function	Fn + F8																																																																																		
Fn + F9	Fn + F9																																																																																		
Fn + F10	Fn + F10																																																																																		
Fn + F11	Fn + F11																																																																																		
Fn + F12	Fn + F12																																																																																		
Backlight on/off	Fn + F13																																																																																		
Backlight on	Fn + F14																																																																																		
Backlight off	Fn + F15																																																																																		
Backlight on	Fn + F16																																																																																		
Backlight off	Fn + F17																																																																																		
Reset function	Fn + F8																																																																																		
Fn + F9	Fn + F9																																																																																		
Fn + F10	Fn + F10																																																																																		
Fn + F11	Fn + F11																																																																																		
Fn + F12	Fn + F12																																																																																		
Backlight on/off	Fn + F13																																																																																		
Backlight on	Fn + F14																																																																																		
Backlight off	Fn + F15																																																																																		
Backlight on	Fn + F16																																																																																		
Backlight off	Fn + F17																																																																																		
Reset function	Fn + F8																																																																																		
Fn + F9	Fn + F9																																																																																		
Fn + F10	Fn + F10																																																																																		
Fn + F11	Fn + F11																																																																																		
Fn + F12	Fn + F12																																																																																		
Backlight on/off	Fn + F13																																																																																		
Backlight on	Fn + F14																																																																																		
Backlight off	Fn + F15																																																																																		
Backlight on	Fn + F16																																																																																		
Backlight off	Fn + F17																																																																																		
Reset function	Fn + F8																																																																																		
Fn + F9	Fn + F9																																																																																		
Fn + F10	Fn + F10																																																																																		
Fn + F11	Fn + F11																																																																																		
Fn + F12	Fn + F12																																																																																		
Backlight on/off	Fn + F13																																																																																		
Backlight on	Fn + F14																																																																																		
Backlight off	Fn + F15																																																																																		
Backlight on	Fn + F16																																																																																		
Backlight off	Fn + F17																																																																																		

This device complies with Part 15 of the FCC Rules. Operation is subject to the following two conditions: (1) This device may not cause harmful interference, and (2) this device must accept any interference received, including interference that may cause undesired operation.

NOTE: This equipment has been tested and found to comply with the limits for a Class B digital device, pursuant to Part 15 of the FCC Rules. These limits are designed to provide reasonable protection against harmful interference in a residential installation. This equipment generates, uses and can radiate radio frequency energy and, if not installed and used in accordance with the instructions, may cause harmful interference to radio communications. However, there is no guarantee that interference will not occur in a particular installation.

- If this equipment does cause harmful interference to radio or television reception, which can be determined by turning the equipment off and on, the user is encouraged to try to correct the interference by one or more of the following measures:
 - Reorient or relocate the receiving antenna.
 - Increase the separation between the equipment and receiver.
 - Connect the equipment into an outlet on a circuit different from that to which the receiver is connected.
 - Consult the dealer or an experienced radio/TV technician for help.

Warning: changes or modifications not expressly approved by the party responsible for compliance could void the user's authority to operate the equipment

The devices has been evaluated to meet general RF exposure requirement. the device can be used in portable exposure condition without restriction