



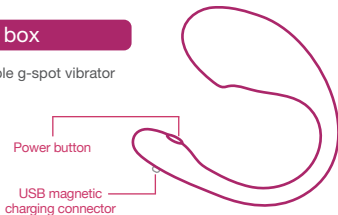
OhMiBod®

English

OhMiBod is committed to bringing you high quality technology enabled pleasure products and accessories. Before you begin enjoying Sly, please take a moment to review this manual.

Sly - What's in the box

- Bluetooth® enabled insertable g-spot vibrator
- USB charging cable
- Privacy pouch



How It Works

Bluetooth® Mode:

1. DOWNLOAD OhMiBod® Remote App



2. TURN ON SLY



3. PAIR devices. Make sure your mobile device's Bluetooth® is turned on. Launch the app, and your Sly and mobile device will pair automatically.

The volume on your phone/tablet controls the vibration intensity. Volume must be set at **50%** or higher.





TIP: You can check your vibe status, e.g., if it is paired, turn off the vibe remotely, and even check your vibe battery level in your app profile! Tap the  icon to access your profile.

Manual Mode:

1. Press and hold  for 3-4 seconds to turn on.

TIP: 1 quick pulsation indicates the vibe is on.

2. Press  again to switch to manual mode. Make sure the vibe is disconnected from the OhMiBod® Remote App to use manual mode. First pulsation is a continuous vibration. This confirms manual mode is active.



Press  to move to next pulsation pattern. There are a total of 5 pulsations. Pressing the button again will cycle back to Bluetooth® mode, marked by a blinking LED and three quick pulsations.

NOTE: The LED will match the pulsations in manual mode.

3. Press and hold  for 3-4 seconds to turn off.

TIP: 3 quick pulsations indicate the vibe has been turned off.

Local Play Via App

1. Download and launch the OhMiBod® Remote App 
2. Make sure your device is paired (see 'How it Works'). Solid LED indicates connection to phone/tablet.
3. Enjoy the different vibration modes! Accessible from  in the App.
4. Use the volume on your mobile device to increase or decrease vibration intensity.

NOTE: Local play is possible when the massager is within 26 ft (8m), e.g. “Bluetooth® range” of your device. For longer distance fun, refer to the Remote Play section.



Remote Play Via App

1. Download and launch OhMiBod® Remote App
2. Make sure your device is paired (see 'How It Works'). Solid LED indicates connection to phone/tablet.
3. Make sure both you and your partner have an active connection to the internet from your respective devices.
4. To connect with a partner remotely, you will each need to create an account. Select "Register a new account" if you do not have an account, or "Log in to your account" if you have an existing account.
5. After entering your partner's username or selecting it from your existing connections, you can either request to control their OhMiBod device, or invite them to control yours for remote play!




ADDITIONAL SUPPORT can also be found at OhMiBod.com/app.

Charging Sly

Simply plug the USB charging cable provided with Sly into the USB port on your computer or USB wall charger adapter. Connect the other end of the cable to the charging socket on the end of Sly (see diagram).

The LED on Sly will blink indicating the massager is charging. Please be sure that the massager is completely dry before charging. LED will glow steady when fully charged.

≈ 1.5 HRS TO REACH
FULL CHARGE



NOTICE

- Please be sure that the massager is completely dry before charging.
- Only use the charging cable provided to charge the devices.
- Do not use USB charging hubs to charge the devices.
- Only use with UL certified USB wall chargers.

NOTE: The USB port is for charging use only, not for data transmission functionality. When product is charging, the product will not be able to vibrate until the USB cable is removed from charging socket.

Troubleshooting

If the LED does not blink when the product is connected to the USB cable, check to make sure the USB cable is properly connected to the USB port and Sly.

Battery Disposal

- Sly contains a rechargeable battery. Please do not dispose of this product with normal household waste.
- Please dispose of this product at the appropriate electrical and electronic equipment recycling disposal locations in accordance with government regulations.
- The recycling of this product appropriately will help to protect our environment

CAUTION Important Safeguards

- Do not use on areas that are swollen, inflamed or have skin lacerations.
- Stop using the massager if you experience pain or discomfort.
- If you are under a doctor's care and/or have a condition requiring the use of any medical device, please consult your doctor before using this product.
- Magnets can impact mechanical and electronic components such as pacemakers. Do not use the product directly over a pacemaker. Contact your doctor for more information.
- Remove piercings or jewelery in the genital area before use.
- This product is not designed for anal use. Do not use anally.
- Keep the product out of reach of children.

Care & Cleaning

- Clean after every use with mild soap and water. Dry thoroughly.
- Store in privacy pouch to keep clean and safe until next use.

Specifications

SLY

Materials: Body-safe silicone

Size: 7.5" long, 3" diameter (190mm long, 34.3mm diameter)

Weight: 2.8oz (78g) including cable.

Battery: Lithium-ion 3.7V, 540mAh

Charging: 1.5 hours

Use time: Up to 2.5 hours of use

WIRELESS SPECIFICATIONS:

Bluetooth® Version 5.1

Frequency: 2,402 – 2,480Ghz

Receive sensitivity: Better than -96dBm

Range: 33ft (10m)

Warranty

OhMiBod warrants this product for a period of one (1) year from the date of original purchase, against defects due to faulty workmanship or materials. In the event that this product fails during the warranty period, simply email us at lovelifetoys.com/contact and provide us with a valid proof of the date of original purchase and we will replace the faulty product at no extra charge.

This warranty does not cover cosmetic deterioration caused by normal wear and tear or damage caused by accident, misuse, neglect or other use not in accordance with this instruction manual. Any attempt to open or take apart this product or its accessories will void the warranty.

Contact Us

If you have any questions regarding your new product, please check out additional information at www.lovelifetoys.com/customer-care. You can also reach us via the form at lovelifetoys.com/contact.

No medical claims are warranted or implied by the use of this product.

COMPLIANCE

FCC ID: 2BAY4OMBSL01

This device complies with Part 15 of the FCC Rules. Operation is subject to the following two conditions: (1) this device may not cause harmful interference, and (2) this device must accept any interference received, including interference that may cause undesired operation.

CAUTION: The user is cautioned that changes or modifications not expressly approved by the party responsible for compliance could void the user's authority to operate the equipment.

NOTE: This equipment has been tested and found to comply with the limits for a Class B digital device, pursuant to Part 15 of the FCC Rules. These limits are designed to provide reasonable protection against harmful interference in a residential installation. This equipment generates, uses and can radiate radio frequency energy and, if not installed and used in accordance with the instructions, may cause harmful interference to radio communications. However, there is no guarantee that interference will not occur in a particular installation.

If this equipment does cause harmful interference to radio or television reception, which can be determined by turning the equipment off and on, the user is encouraged to try to correct the interference by one or more of the following measures:

- Reorient or relocate the receiving antenna.
- Increase the separation between the equipment and receiver.
- Connect the equipment into an outlet on a circuit different from that to which the receiver is connected.
- Consult the dealer or an experienced radio/TV technician for help.

FCC Radiation Exposure Statement

This equipment complies with FCC radiation exposure limits set forth for an uncontrolled environment. This transmitter must not be co-located or operating in conjunction with any other antenna or transmitter.

IC STATEMENT

This device complies with Industry Canada license-exempt RSS standard(s). Operation is subject to the following two conditions: (1) this device may not cause interference, and (2) this device must accept any interference, including interference that may cause undesired operation of the device.

Le présent appareil est conforme aux CNR d'Industrie Canada applicables aux appareils radio exempts de licence. L'exploitation est autorisée aux deux conditions suivantes : (1) l'appareil ne doit pas produire de brouillage, et (2) l'utilisateur de l'appareil doit accepter tout brouillage radioélectrique subi, même si le brouillage est susceptible d'en compromettre le fonctionnement.

The device is compliance with RF field strength limits, users can obtain Canadian information on RF exposure and compliance.

Le présent appareil est conforme de ce matériel aux conformités ou aux limites d'intensité de champ RF; les utilisateurs peuvent sur l'exposition aux radiofréquences et la conformité d'acquiescer les informations correspondante.

This Class B digital apparatus complies with Canadian ICES-003. Cet appareil numérique de la classe B est conforme à la norme NMB-003 du Canada. CAN ICES-3 (B)/NMB-3(B)

DECLARATION OF CONFORMITY

Hereby, OhMiBod declares that the radio equipment type Foxy is in compliance with Directive 2014/53/EU.

The full text of the EU Declaration of Conformity is available at the following internet address: <https://www.ohmibod.com/certificates>