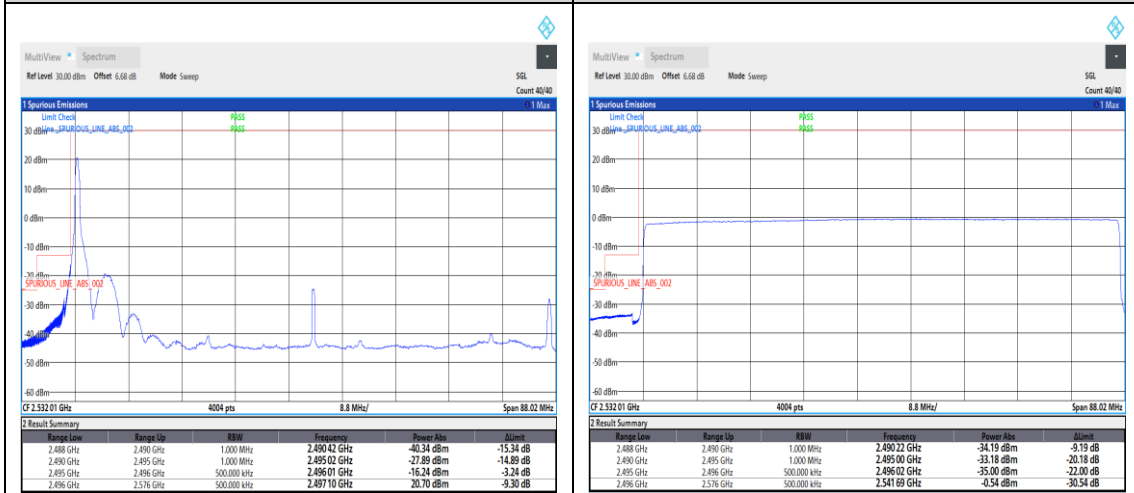


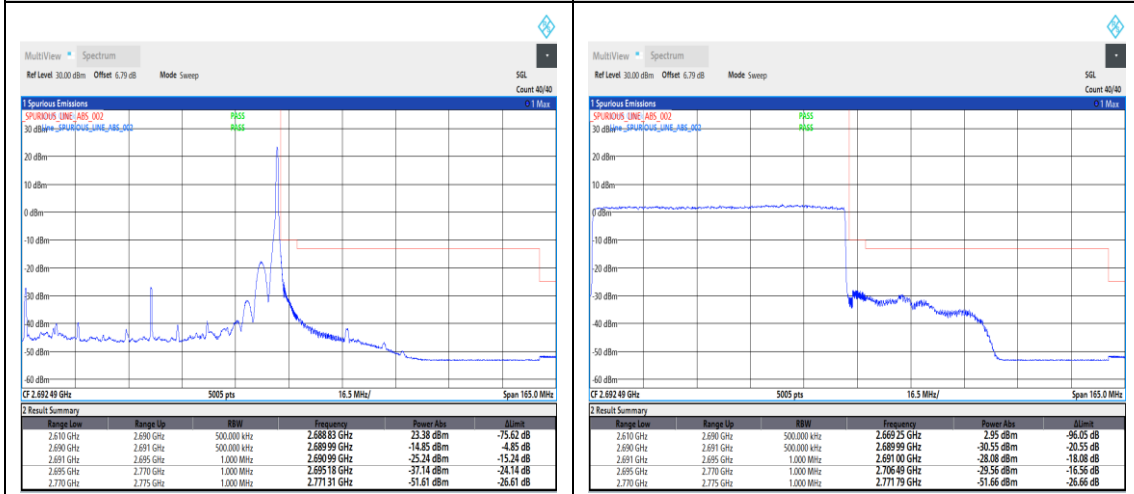
1-N41--30-80-L-1-DFT-PI2BPSK-Edge_1RB_Left-1@0-Ant1-1--PASS-see graph

1-N41--30-80-L-3-DFT-PI2BPSK-Outer_Full-216@0-Ant1-1--PASS-see graph



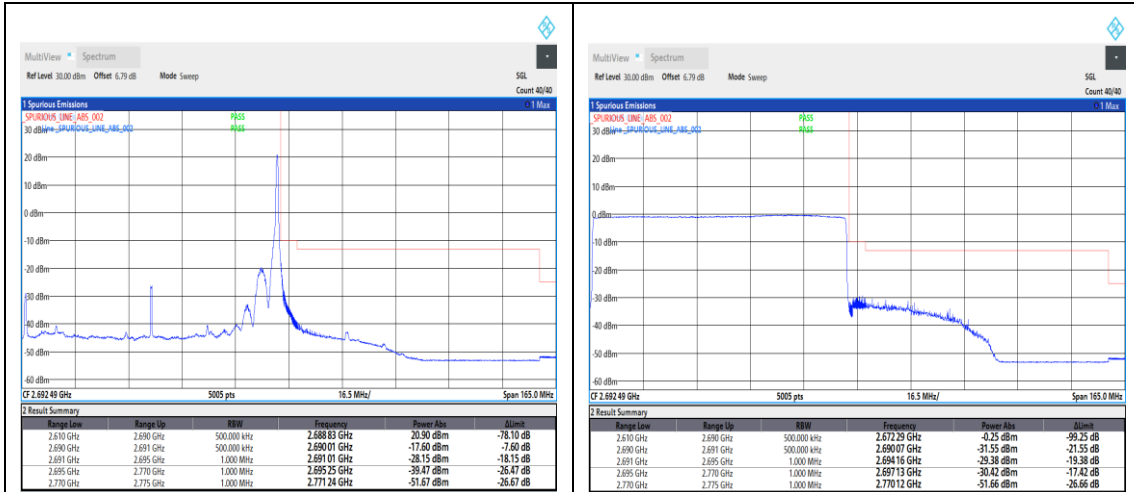
1-N41--30-80-L-4-CP-QPSK-Edge_1RB_Left-1@0-Ant1-1--PASS-see graph

1-N41--30-80-L-6-CP-QPSK-Outer_Full-217@0-Ant1-1--PASS-see graph



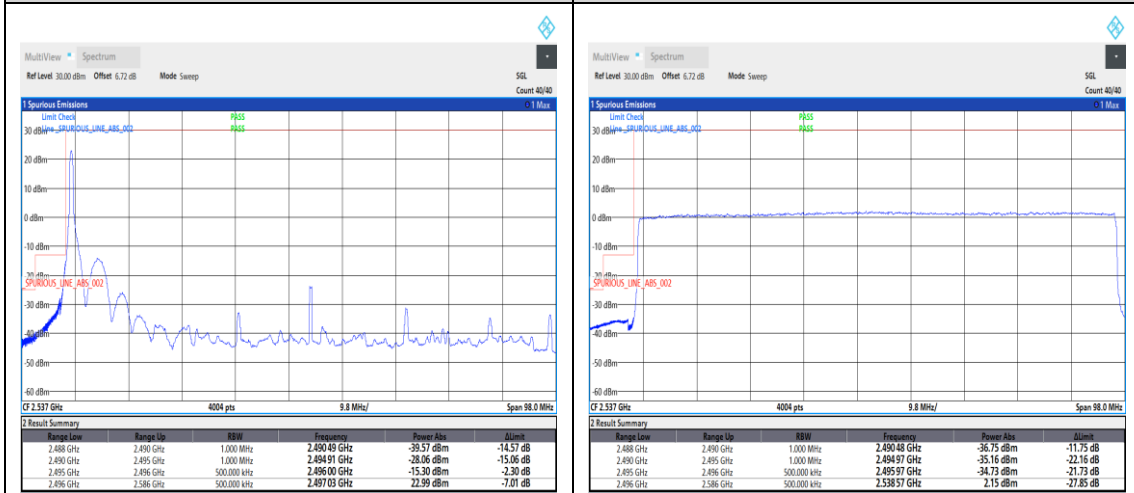
1-N41--30-80-H-2-DFT-PI2BPSK-Edge_1RB_Right-1@216-Ant1-1--PASS-see graph

1-N41--30-80-H-3-DFT-PI2BPSK-Outer_Full-216@0-Ant1-1--PASS-see graph



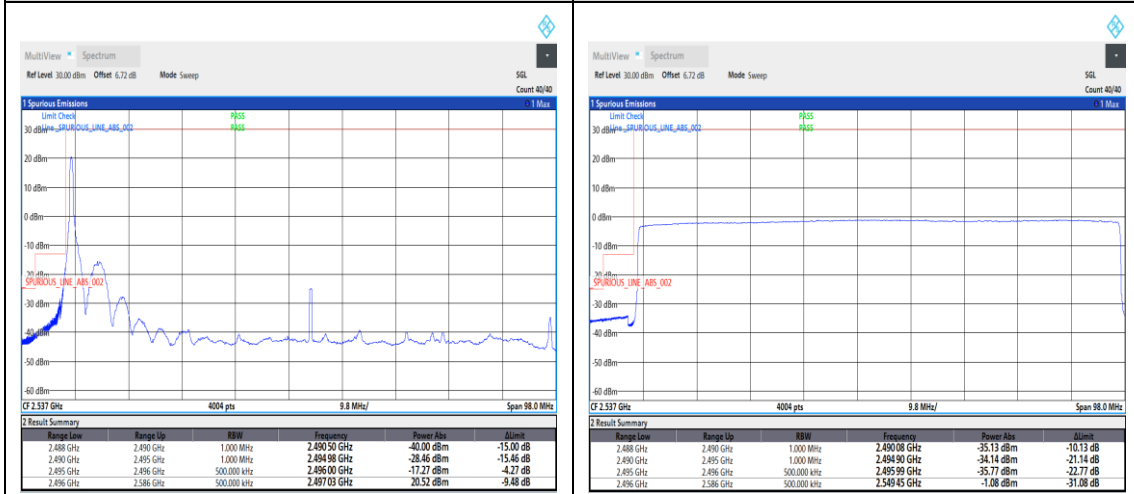
1-N41--30-80-H-5-CP-QPSK-Edge_1RB_Rig ht-1@216-Ant1-1--PASS-see graph

1-N41--30-80-H-6-CP-QPSK-Outer_Full-217 @0-Ant1-1--PASS-see graph



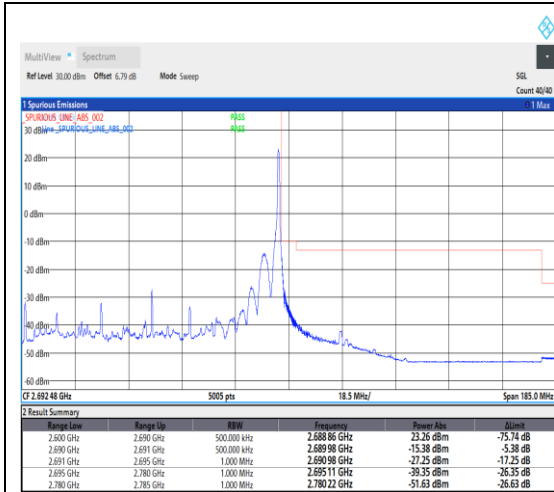
1-N41--30-90-L-1-DFT-PI2BPSK-Edge_1RB_ Left-1@0-Ant1-1--PASS-see graph

1-N41--30-90-L-3-DFT-PI2BPSK-Outer_Full-243@0-Ant1-1--PASS-see graph

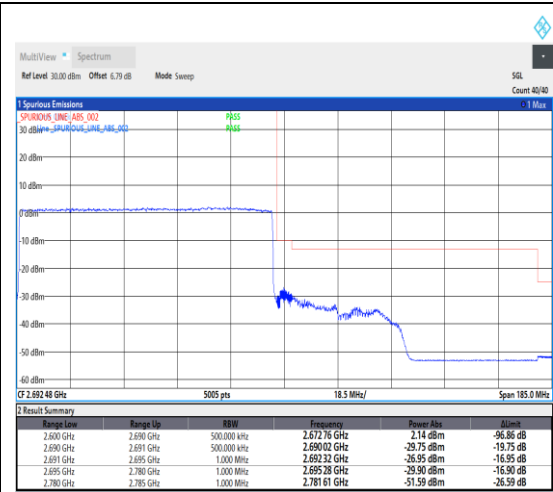


1-N41--30-90-L-4-CP-QPSK-Edge_1RB_Left -1@0-Ant1-1--PASS-see graph

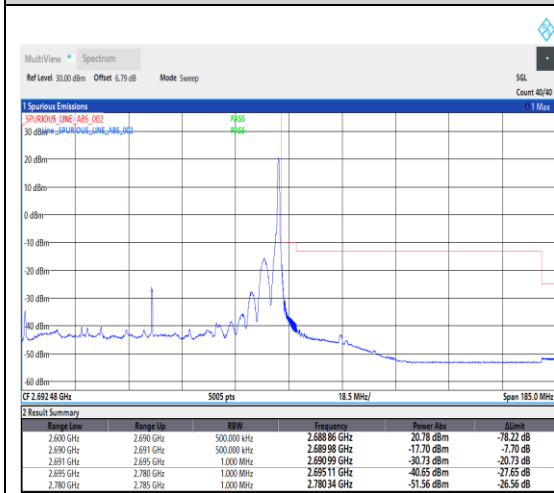
1-N41--30-90-L-6-CP-QPSK-Outer_Full-245 @0-Ant1-1--PASS-see graph



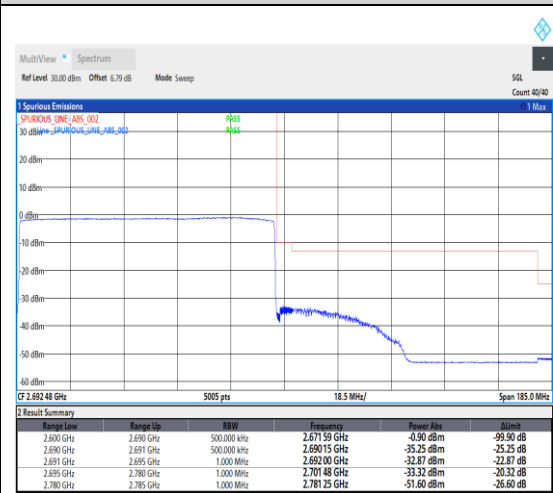
1-N41--30-90-H-2-DFT-PI2BPSK-Edge_1RB_Right-1@244-Ant1-1--PASS-see graph



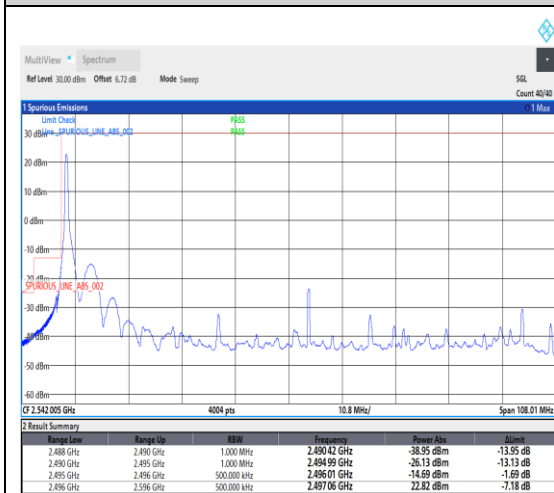
1-N41--30-90-H-3-DFT-PI2BPSK-Outer_Full-243@0-Ant1-1--PASS-see graph



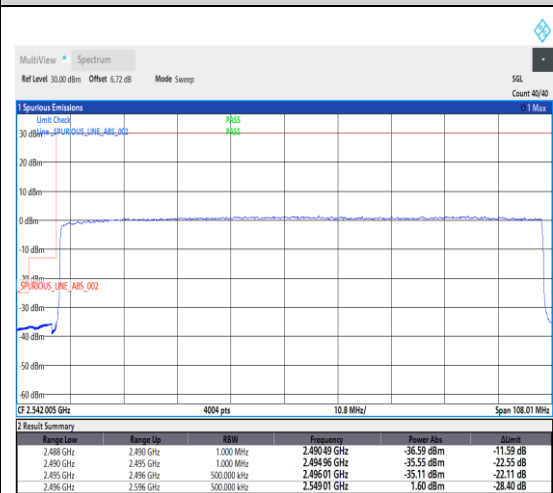
1-N41--30-90-H-5-CP-QPSK-Edge_1RB_Rig ht-1@244-Ant1-1--PASS-see graph



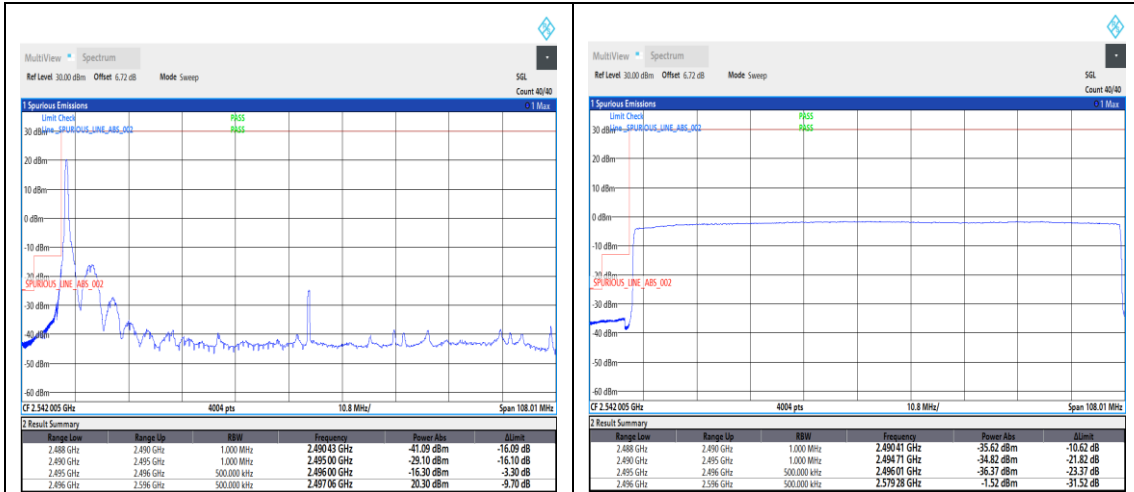
1-N41--30-90-H-6-CP-QPSK-Outer_Full-245 @0-Ant1-1--PASS-see graph



1-N41--30-100-L-1-DFT-PI2BPSK-Edge_1RB _Left-1@0-Ant1-1--PASS-see graph

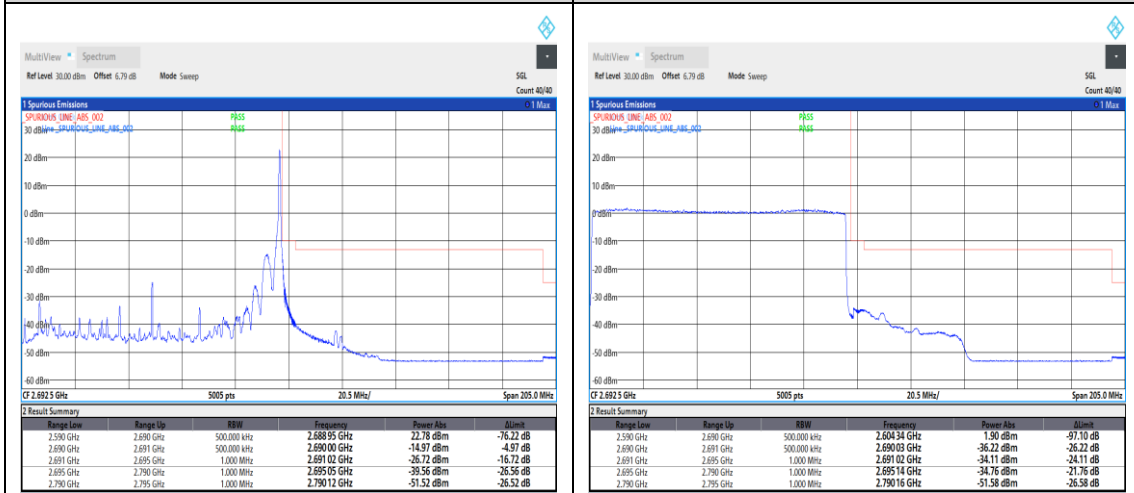


1-N41--30-100-L-3-DFT-PI2BPSK-Outer_Full -270@0-Ant1-1--PASS-see graph



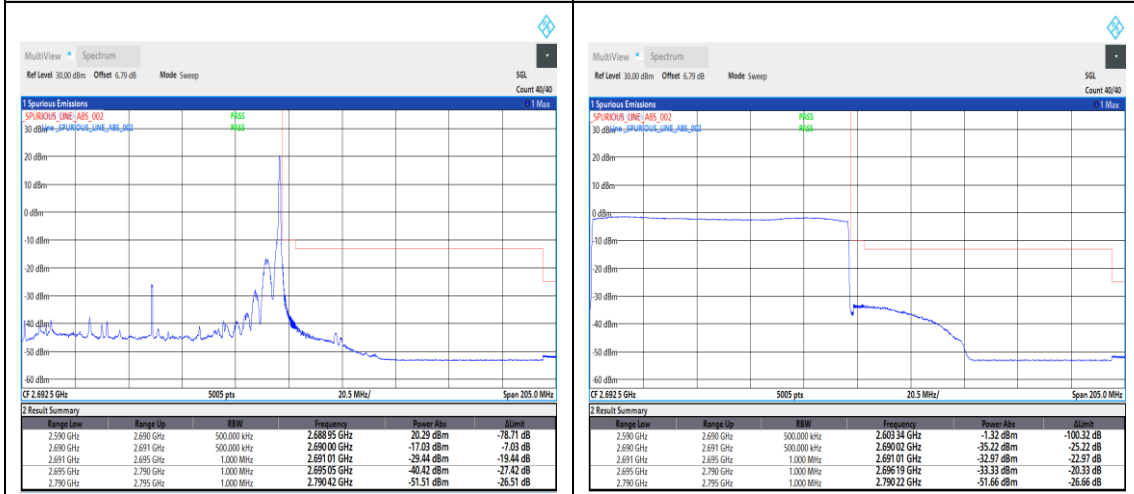
1-N41--30-100-L-4-CP-QPSK-Edge_1RB_Lef t-1@0-Ant1-1--PASS-see graph

1-N41--30-100-L-6-CP-QPSK-Outer_Full-273 @0-Ant1-1--PASS-see graph



1-N41--30-100-H-2-DFT-PI2BPSK-Edge_1RB_B_Right-1@272-Ant1-1--PASS-see graph

1-N41--30-100-H-3-DFT-PI2BPSK-Outer_Full-270@0-Ant1-1--PASS-see graph

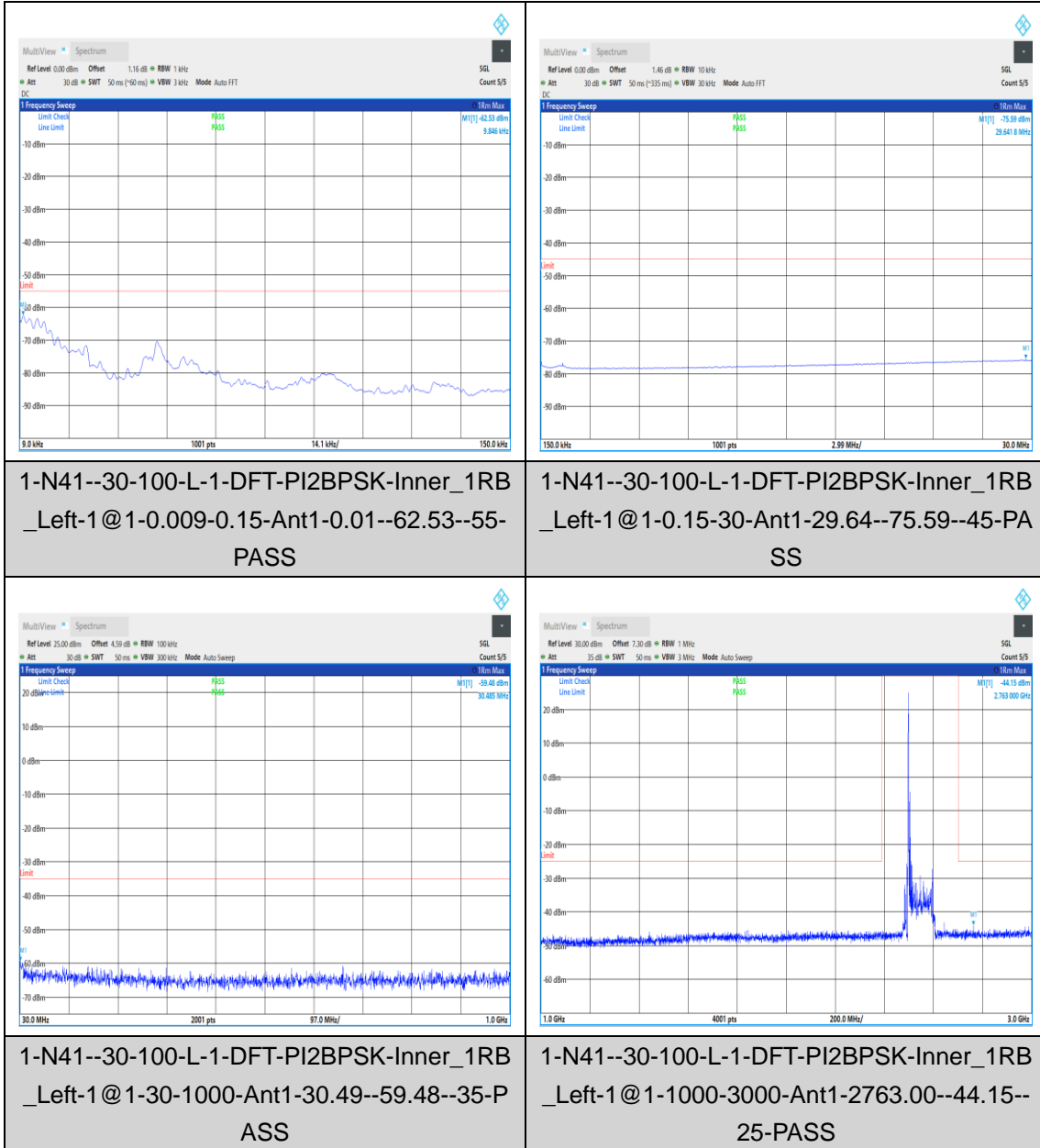


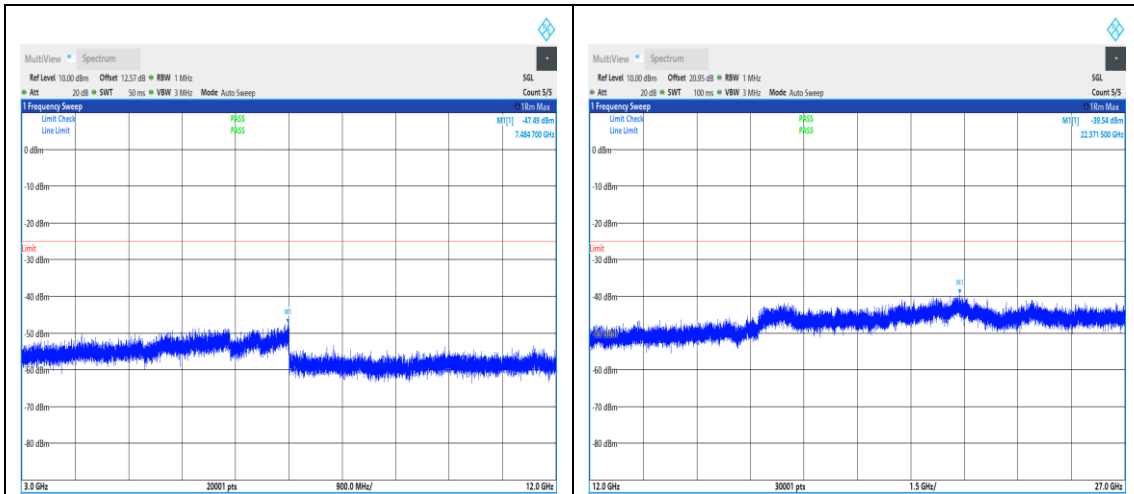
1-N41--30-100-H-5-CP-QPSK-Edge_1RB_Ri ght-1@272-Ant1-1--PASS-see graph

1-N41--30-100-H-6-CP-QPSK-Outer_Full-273 @0-Ant1-1--PASS-see graph

5. Conducted Spurious Emission for SA

Test Graphs



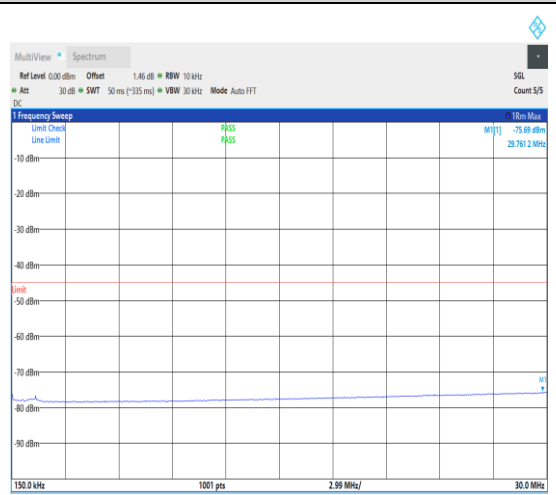


1-N41--30-100-L-1-DFT-PI2BPSK-Inner_1RB
_Left-1@1-3000-12000-Ant1-7484.70--47.49-
-25-PASS

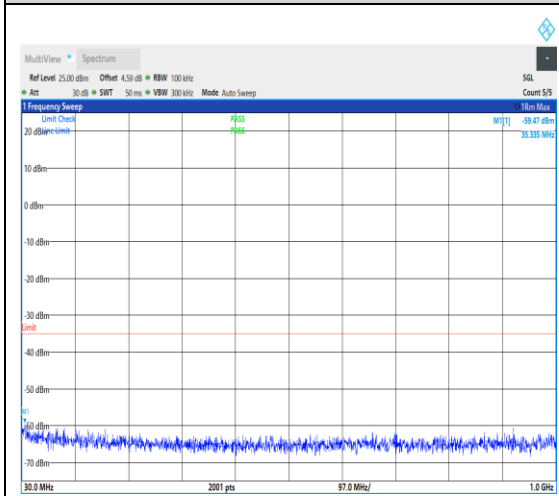
1-N41--30-100-L-1-DFT-PI2BPSK-Inner_1RB
_Left-1@1-12000-27000-Ant1-22371.50--39.
54--25-PASS



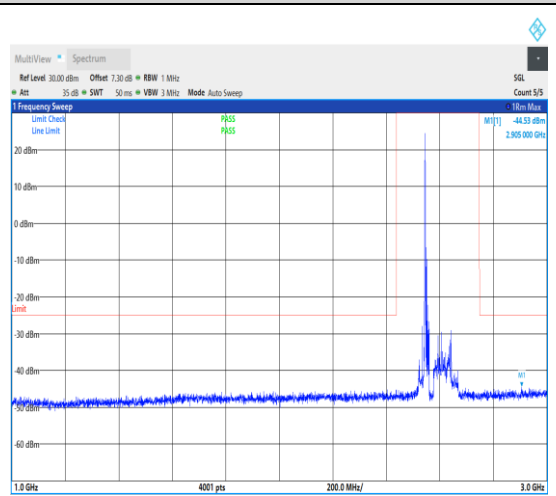
1-N41--30-100-M-1-DFT-PI2BPSK-Inner_1R
B_Left-1@1-0.009-0.15-Ant1-0.01--62.21--55
-PASS



1-N41--30-100-M-1-DFT-PI2BPSK-Inner_1R
B_Left-1@1-0.15-30-Ant1-29.76--75.69--45-P
ASS

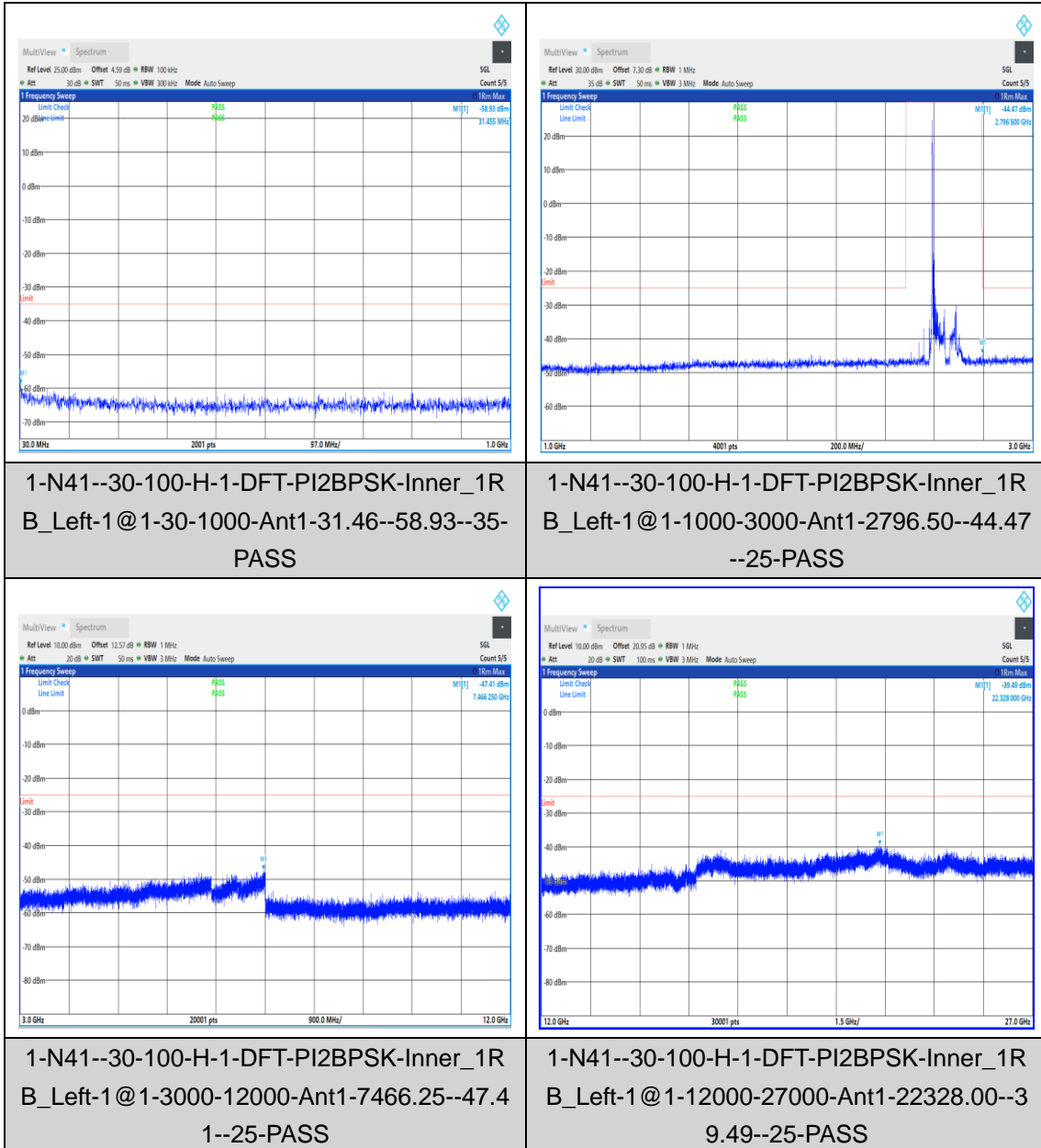


1-N41--30-100-M-1-DFT-PI2BPSK-Inner_1R



1-N41--30-100-M-1-DFT-PI2BPSK-Inner_1R

<p>B_Left-1 @ 1-30-1000-Ant1-35.34--59.47--35-PASS</p>	<p>B_Left-1 @ 1-1000-3000-Ant1-2905.00--44.53--25-PASS</p>
<p>1-N41--30-100-M-1-DFT-PI2BPSK-Inner_1R B_Left-1 @ 1-3000-12000-Ant1-7485.60--47.13--25-PASS</p>	<p>1-N41--30-100-M-1-DFT-PI2BPSK-Inner_1R B_Left-1 @ 1-12000-27000-Ant1-22362.00--39.28--25-PASS</p>
<p>1-N41--30-100-H-1-DFT-PI2BPSK-Inner_1R B_Left-1 @ 1-0.009-0.15-Ant1-0.01--62.14--55-PASS</p>	<p>1-N41--30-100-H-1-DFT-PI2BPSK-Inner_1R B_Left-1 @ 1-0.15-30-Ant1-29.73--75.75--45-PASS</p>



6.Frequency Stability for SA

Test Result

Frequency Error VS. Voltage

Voltage										
Band	SCS	Bandwidth	Modulation	Channel	RB Config	Voltage	Temperature	Deviation(Hz)	Deviation (ppm)	Verdict
N41	30	100	DFT-PI2BPSK	M	Outer_Full	VH	NT	0.200000	0.000077	PASS
N41	30	100	DFT-PI2BPSK	M	Outer_Full	VN	NT	-4.400000	-0.001697	PASS
N41	30	100	DFT-PI2BPSK	M	Outer_Full	VL	NT	-0.800000	-0.000309	PASS
N41	30	100	CP-QPSK	M	Outer_Full	VH	NT	0.200000	0.000077	PASS
N41	30	100	CP-QPSK	M	Outer_Full	VN	NT	4.400000	0.001697	PASS
N41	30	100	CP-QPSK	M	Outer_Full	VL	NT	-4.600000	-0.001774	PASS

Frequency Error VS. Temperature

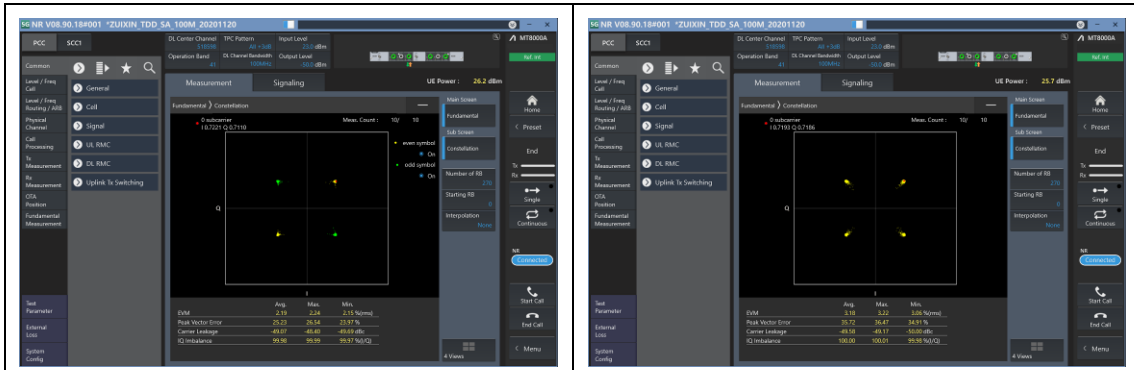
Voltage										
Band	SCS	Bandwidth	Modulation	Channel	RB Config	Voltage	Temperature	Deviation(Hz)	Deviation (ppm)	Verdict
N41	30	100	DFT-PI2BPSK	M	Outer_Full	NV	-30	-3.200000	-0.001234	PASS
N41	30	100	DFT-PI2BPSK	M	Outer_Full	NV	-20	-1.000000	-0.000386	PASS
N41	30	100	DFT-PI2BPSK	M	Outer_Full	NV	-10	-3.900000	-0.001504	PASS
N41	30	100	DFT-PI2BPSK	M	Outer_Full	NV	0	-2.700000	-0.001041	PASS
N41	30	100	DFT-PI2BPSK	M	Outer_Full	NV	10	-3.000000	-0.001157	PASS
N41	30	100	DFT-PI2BPSK	M	Outer_Full	NV	20	-2.100000	-0.000810	PASS
N41	30	100	DFT-PI2BPSK	M	Outer_Full	NV	30	-2.500000	-0.000964	PASS
N41	30	100	DFT-PI2BPSK	M	Outer_Full	NV	40	-1.600000	-0.000617	PASS
N41	30	100	DFT-PI2BPSK	M	Outer_Full	NV	50	-1.800000	-0.000694	PASS
N41	30	100	CP-QPSK	M	Outer_Full	NV	-30	2.400000	0.000926	PASS
N41	30	100	CP-QPSK	M	Outer_Full	NV	-20	-5.400000	-0.002083	PASS
N41	30	100	CP-QPSK	M	Outer_Full	NV	-10	-1.300000	-0.000501	PASS
N41	30	100	CP-QPSK	M	Outer_Full	NV	0	-1.600000	-0.000617	PASS
N41	30	100	CP-QPSK	M	Outer_Full	NV	10	-2.400000	-0.000926	PASS
N41	30	100	CP-QPSK	M	Outer_Full	NV	20	-2.100000	-0.000810	PASS
N41	30	100	CP-QPSK	M	Outer_Full	NV	30	1.600000	0.000617	PASS
N41	30	100	CP-QPSK	M	Outer_Full	NV	40	0.300000	0.000116	PASS
N41	30	100	CP-QPSK	M	Outer_Full	NV	50	-1.800000	-0.000694	PASS

7.Modulation characteristics for SA

Test Result

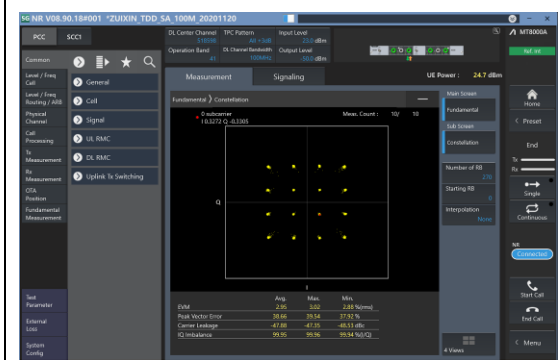
Band	SCS	Bandwidth	Modulation	Channel	RB Config	Result	Verdict
N41	30	100	DFT-PI2BPSK	M	Outer_Full	see graph	PASS
N41	30	100	DFT-QPSK	M	Outer_Full	see graph	PASS
N41	30	100	DFT-16QAM	M	Outer_Full	see graph	PASS
N41	30	100	DFT-64QAM	M	Outer_Full	see graph	PASS
N41	30	100	DFT-256QAM	M	Outer_Full	see graph	PASS
N41	30	100	CP-QPSK	M	Outer_Full	see graph	PASS
N41	30	100	CP-16QAM	M	Outer_Full	see graph	PASS
N41	30	100	CP-64QAM	M	Outer_Full	see graph	PASS
N41	30	100	CP-256QAM	M	Outer_Full	see graph	PASS

Test Graphs

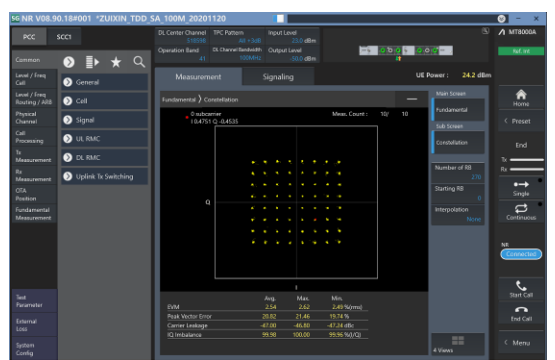


1-N41--30-100-M-1-DFT-PI2BPSK-Outer_Full-I-270@0-Ant1-see graph-PASS

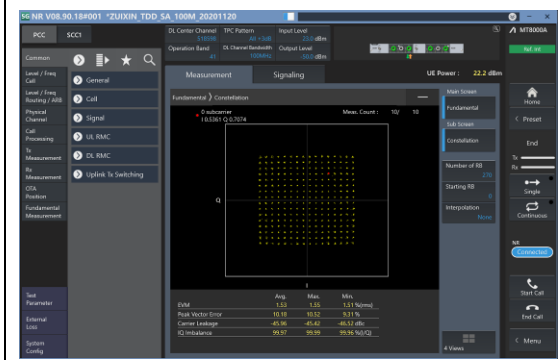
1-N41--30-100-M-2-DFT-QPSK-Outer_Full-70@0-Ant1-see graph-PASS



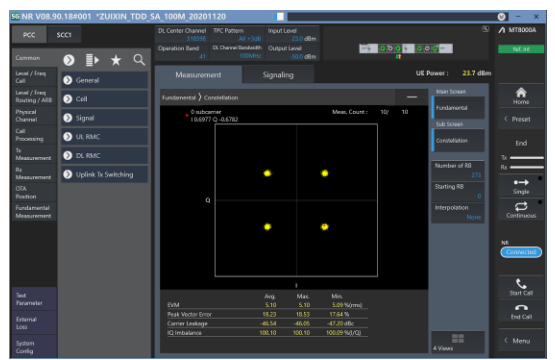
1-N41--30-100-M-3-DFT-16QAM-Outer_Full-270@0-Ant1-see graph-PASS



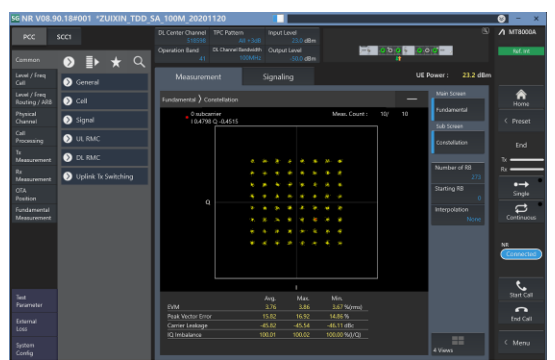
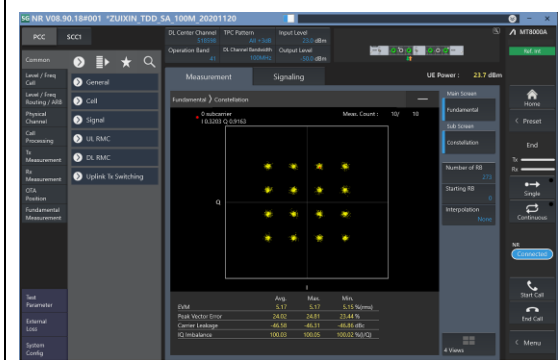
1-N41--30-100-M-4-DFT-64QAM-Outer_Full-270@0-Ant1-see graph-PASS



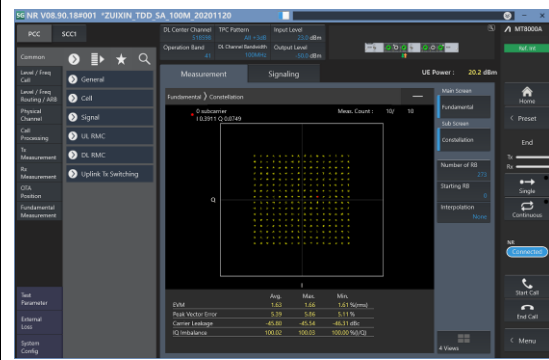
1-N41--30-100-M-5-DFT-256QAM-Outer_Full-270@0-Ant1-see graph-PASS



1-N41--30-100-M-6-CP-QPSK-Outer_Full-27@0-Ant1-see graph-PASS



1-N41--30-100-M-7-CP-16QAM-Outer_Full-2
73@0-Ant1-see graph-PASS



1-N41--30-100-M-9-CP-256QAM-Outer_Full-
273@0-Ant1-see graph-PASS