

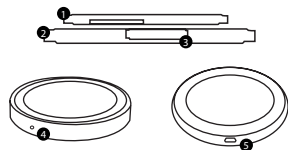
165MM

Quake Wireless Charging Pad

Instruction Manual

Item: 7141-11

Model: AB0009



1. A smartphone
2. Wireless Charging Pad
3. Built-in Wireless Charger
4. Power Indicator
5. Charging Input Port

What's Included:

- 1 x Wireless Charging Pad
- 1 x USB to Micro-USB charging cable
- 1 x Instruction Manual

Tech Specifications

- Input power: DC 5V/1500 mA
- Output power: 5W
- Product size: 69 x 9 mm
- 30cm standard white color Micro-USB cable

Instructions:

1. Use a certified USB adapter, connect the provided Micro-USB cable to the USB adapter.
2. Use Micro-USB tip to connect to the input port on the charging pad.

Charging mobile devices:

- a. Check your phone or tablet supporting with wireless charging, it will be listed in the manufacturer's specifications.
- b. Simply place the enabled device atop the wireless charging pad. Your device should show the charging indication.
- c. When completely charged, remove the device from the charging pad.

* Note: In order to charge devices, use only the accessory cable or the cable included with your own device by the manufacturer.

SAFETY PRECAUTIONS:

1. **WARNING**—When using this product, basic precautions should always be followed, including the following:
2. Read all the instructions before using the product.
3. To reduce the risk of injury, close supervision is necessary when the product is used near children.
4. Do not expose the device to moisture.
5. Do not use the device in excess of its output rating. Overload outputs above rating may result in a risk of fire or injury.
6. Do not use the device if damaged or modified.
7. Damaged or modified batteries may exhibit unpredictable behavior resulting in fire, explosion or risk of injury.

8. Do not disassemble the device. Take it to a qualified service person when service or repair is required. Incorrect reassembly may result in a risk of fire or injury.
9. Do not expose the device to fire or excessive temperature. Exposure to fire or temperatures above 212°F may cause explosion.
10. Have servicing performed by a qualified repair person using only identical replacement parts.
11. This will ensure that the safety of the product is maintained.
12. Do not overcharge phone. Unit may get hot with excessive use. Remove phone when it is fully charged. Never charge for more than 7 hours at a time.
13. Attachments on the back of your phone can impede the effectiveness of the wireless charger, and lead to overheating. Please remove attachments from the phone before charging on this device.

FCC Warning Statement: Changes or modifications to this unit not expressly approved by the party responsible for compliance could void the user's authority to operate the equipment. This equipment has been tested and found to comply with the limits for a Class B digital device, pursuant to Part 15 of the FCC Rules. These limits are designed to provide reasonable protection against harmful interference in a residential installation. This equipment generates, uses and can radiate radio frequency energy and, if not installed and used in accordance with the instructions, may cause harmful interference to radio communications. However, there is no guarantee that interference will not occur in a particular installation. If this equipment does cause harmful interference to radio or television reception, which can be determined by turning the equipment off and on, the user is encouraged to try to correct the interference by one or more of the following measures:

- Reorient or relocate the receiving antenna.
- Increase the separation between the equipment and receiver.
- Connect the equipment into an outlet on a circuit different from that to which the receiver is connected.
- Consult the dealer or an experienced radio/TV technician for help.

FCC Radiation Exposure Statement


The antennas used for this transmitter must be installed to provide a separation distance of at least 20 cm from all persons and must not be co-located for operating in conjunction with any other antenna or transmitter.

FCC Statements

This device complies with part 15 of the FCC rules. Operation is subject to the following two conditions


- (1) this device may not cause harmful interference, and
- (2) this device must accept any interference received, including interference that may cause undesired operation.

FCC ID: XXXXX
Made in China



20MM

31.2MM



2.7MM FSC

89MM