

1. TEST SETUP PHOTOGRAPHS

Photo of Radiated Emissions Measurement




Fig. 1




Fig. 2

Photo of Conducted Emission Measurement




Fig. 3