



Appendix D

RF Test Data for 5.3GWIFI (Conducted Measurement)

Product Name: Sample Demo CART 2D/S

Test Model: CART 2D/S

Environmental Conditions

| | |
|--------------------|-----------|
| Temperature: | 23.8° C |
| Relative Humidity: | 52.1% |
| ATM Pressure: | 100.0 kPa |
| Test Engineer: | Ling Zhu |
| Supervised by: | Li Huan |



Shenzhen LCS Compliance Testing Laboratory Ltd.
 Add: 101, 201 Bldg A & 301 Bldg C, Juji Industrial Park Yabianxueziwei, Shajing Street, Baoan District, Shenzhen, 518000, China
 Tel: +(86) 0755-82591330 | E-mail: webmaster@lcs-cert.com | Web: www.lcs-cert.com
 Scan code to check authenticity



D.1 -26dB Bandwidth

| Condition | Mode | Frequency (MHz) | Antenna | -26 dB Bandwidth (MHz) | Limit -26 dB Bandwidth (MHz) | Verdict |
|-----------|------|-----------------|---------|------------------------|------------------------------|---------|
| NVNT | a | 5260 | Ant1 | 19.957 | >=0.5 | Pass |
| NVNT | a | 5300 | Ant1 | 20.029 | >=0.5 | Pass |
| NVNT | a | 5320 | Ant1 | 20.059 | >=0.5 | Pass |
| NVNT | n20 | 5260 | Ant1 | 20.176 | >=0.5 | Pass |
| NVNT | n20 | 5300 | Ant1 | 20.473 | >=0.5 | Pass |
| NVNT | n20 | 5320 | Ant1 | 20.218 | >=0.5 | Pass |
| NVNT | n40 | 5270 | Ant1 | 39.445 | >=0.5 | Pass |
| NVNT | n40 | 5310 | Ant1 | 40.18 | >=0.5 | Pass |
| NVNT | ac20 | 5260 | Ant1 | 20.347 | >=0.5 | Pass |
| NVNT | ac20 | 5300 | Ant1 | 20.256 | >=0.5 | Pass |
| NVNT | ac20 | 5320 | Ant1 | 20.378 | >=0.5 | Pass |
| NVNT | ac40 | 5270 | Ant1 | 39.358 | >=0.5 | Pass |
| NVNT | ac40 | 5310 | Ant1 | 39.639 | >=0.5 | Pass |
| NVNT | ac80 | 5290 | Ant1 | 79.014 | >=0.5 | Pass |

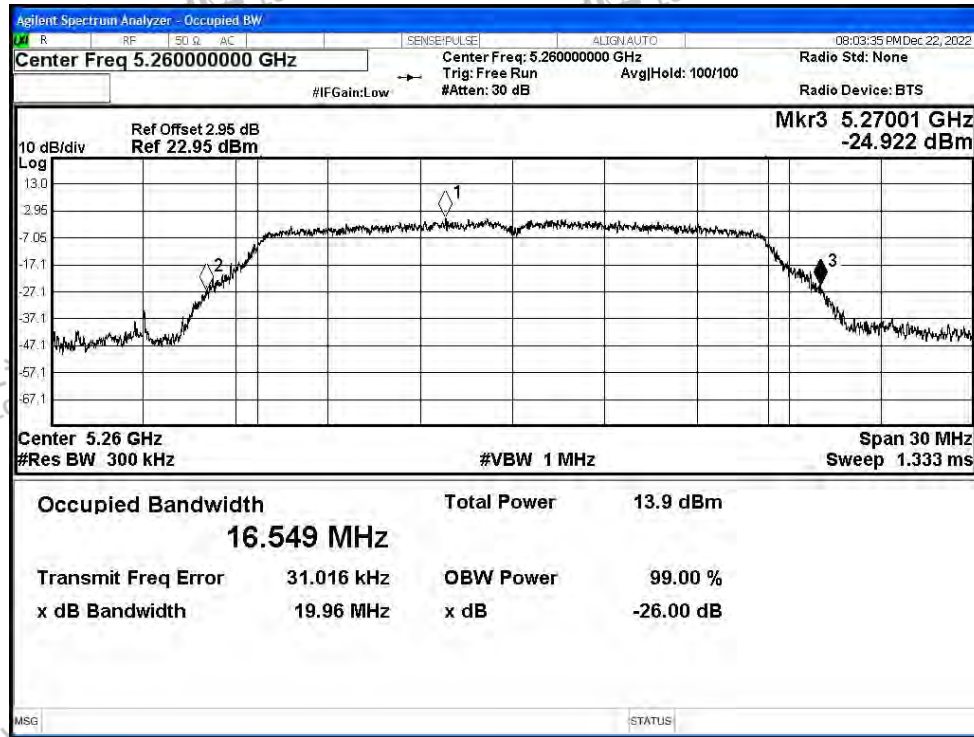


Shenzhen LCS Compliance Testing Laboratory Ltd.
 Add: 101, 201 Bldg A & 301 Bldg C, Juji Industrial Park Yabianxueziwei, Shajing Street, Baoan District, Shenzhen, 518000, China
 Tel: +(86) 0755-82591330 | E-mail: webmaster@lcs-cert.com | Web: www.lcs-cert.com
 Scan code to check authenticity

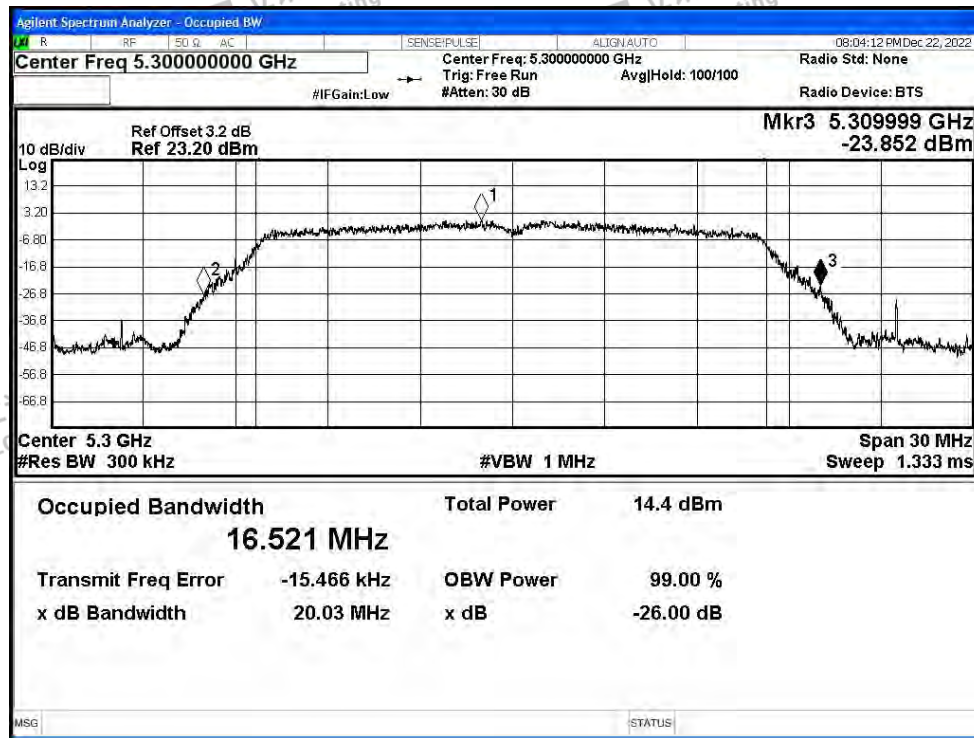


Test Graphs

-26dB Bandwidth NVNT a 5260MHz Ant1

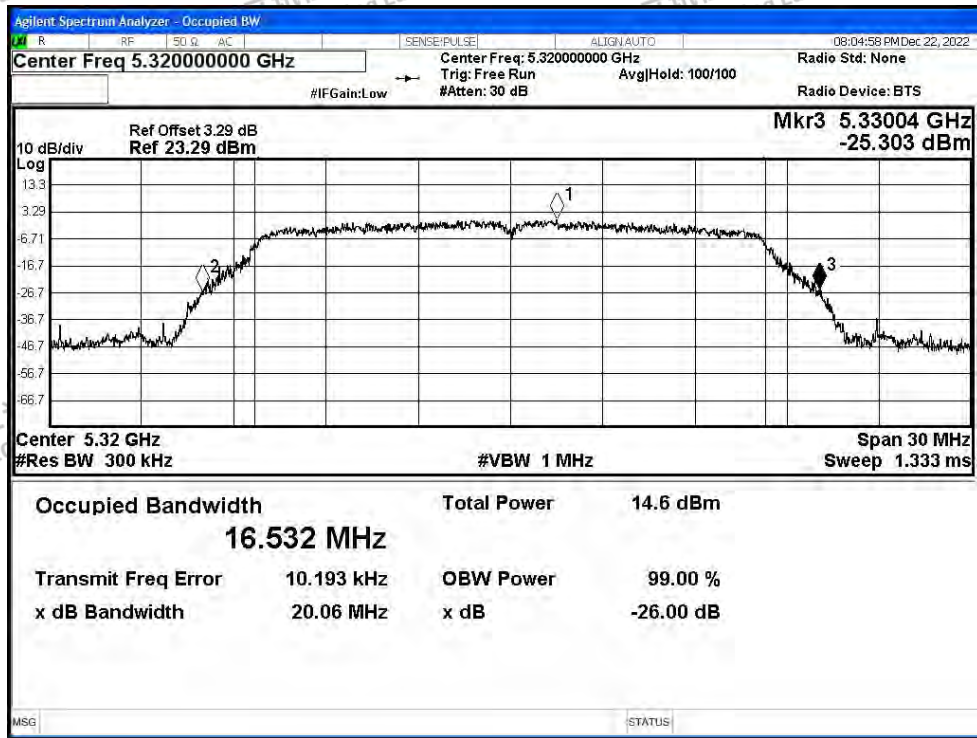


-26dB Bandwidth NVNT a 5300MHz Ant1

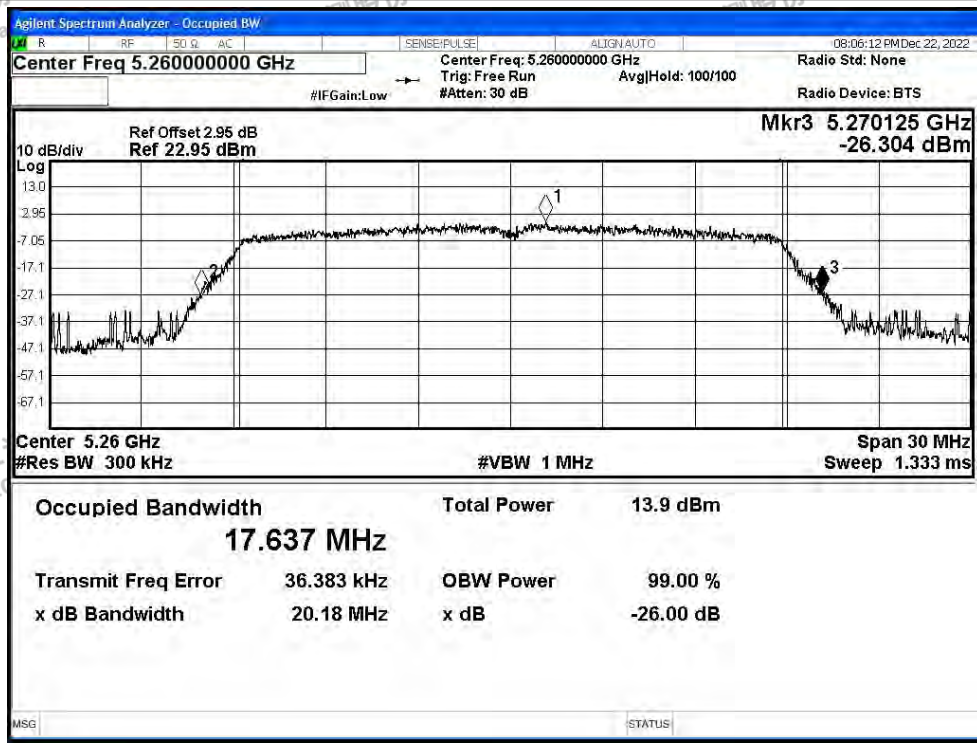




-26dB Bandwidth NVNT a 5320MHz Ant1

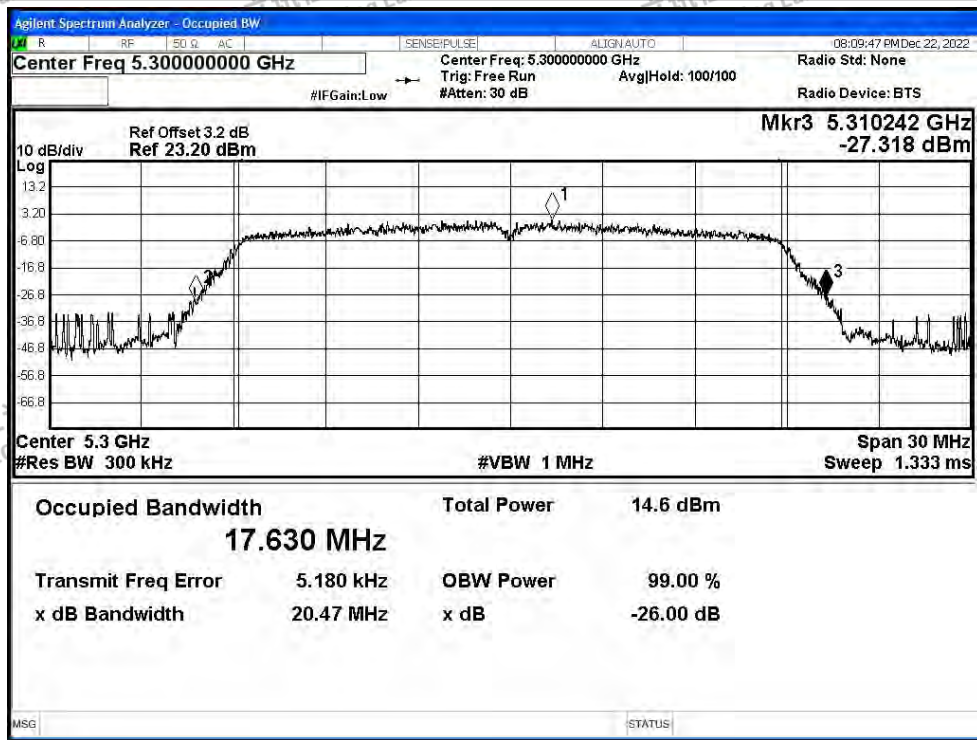


-26dB Bandwidth NVNT n20 5260MHz Ant1

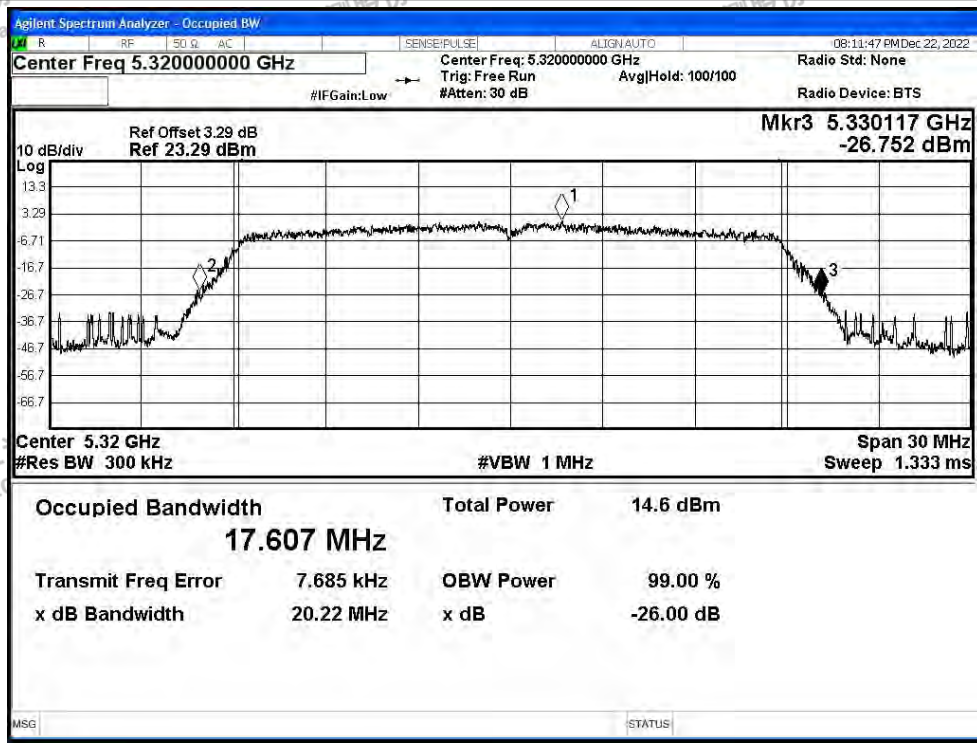




-26dB Bandwidth NVNT n20 5300MHz Ant1

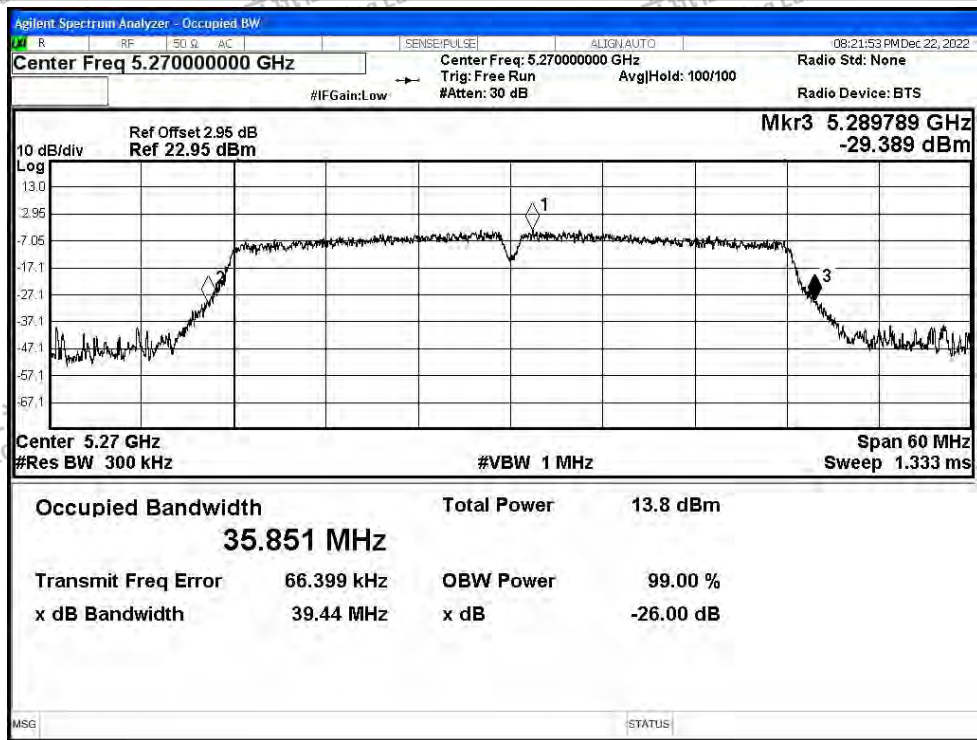


-26dB Bandwidth NVNT n20 5320MHz Ant1

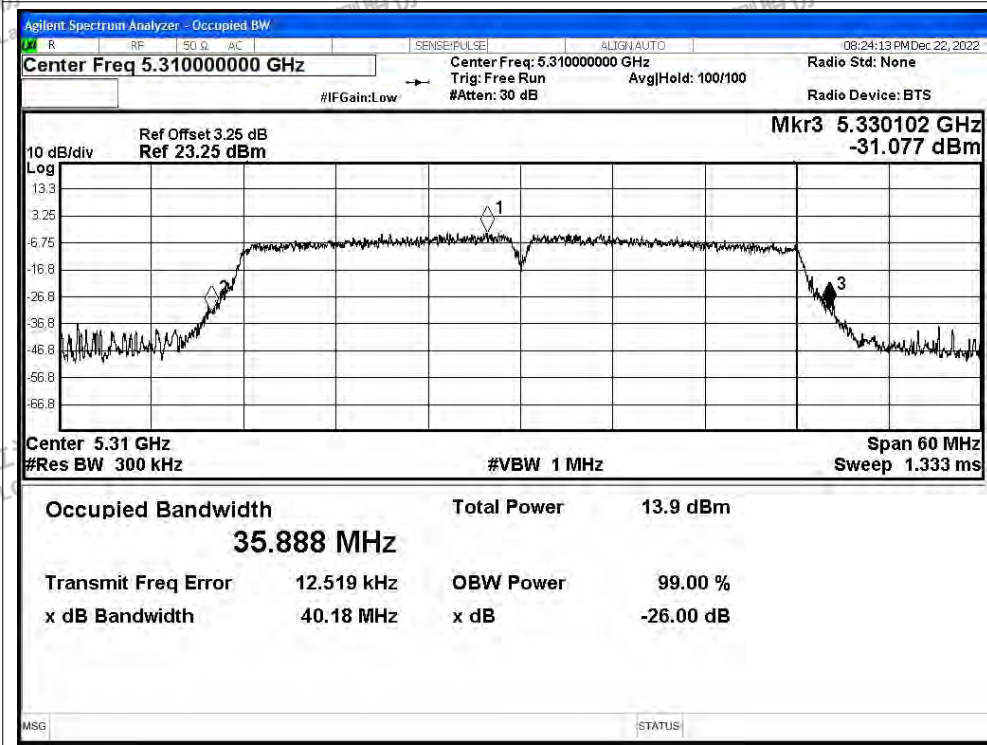




-26dB Bandwidth NVNT n40 5270MHz Ant1

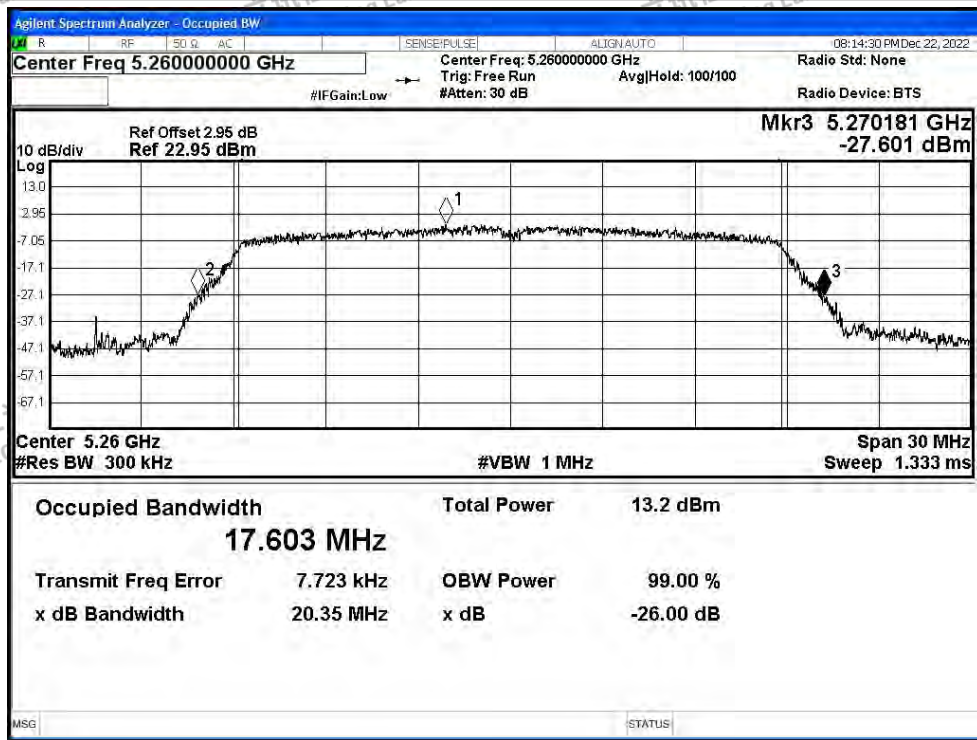


-26dB Bandwidth NVNT n40 5310MHz Ant1

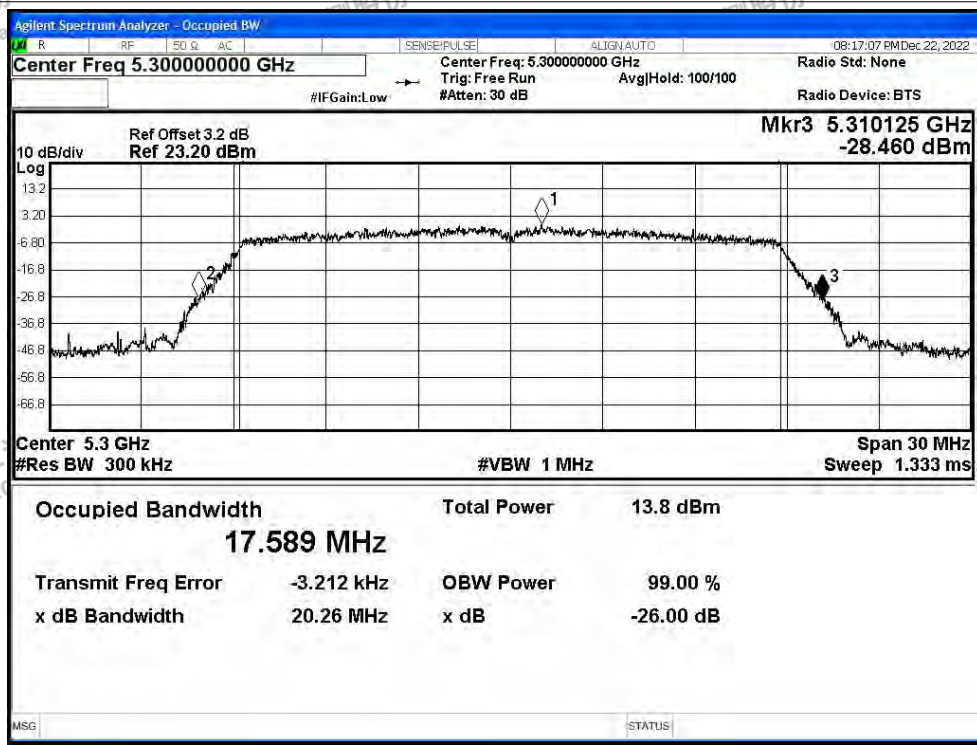




-26dB Bandwidth NVNT ac20 5260MHz Ant1

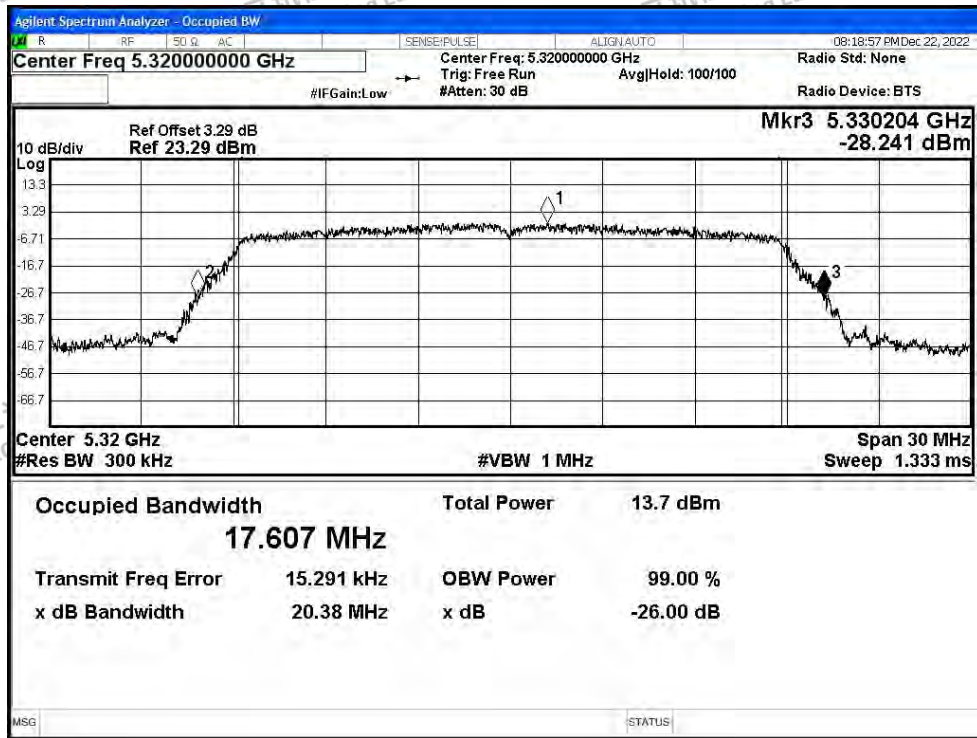


-26dB Bandwidth NVNT ac20 5300MHz Ant1

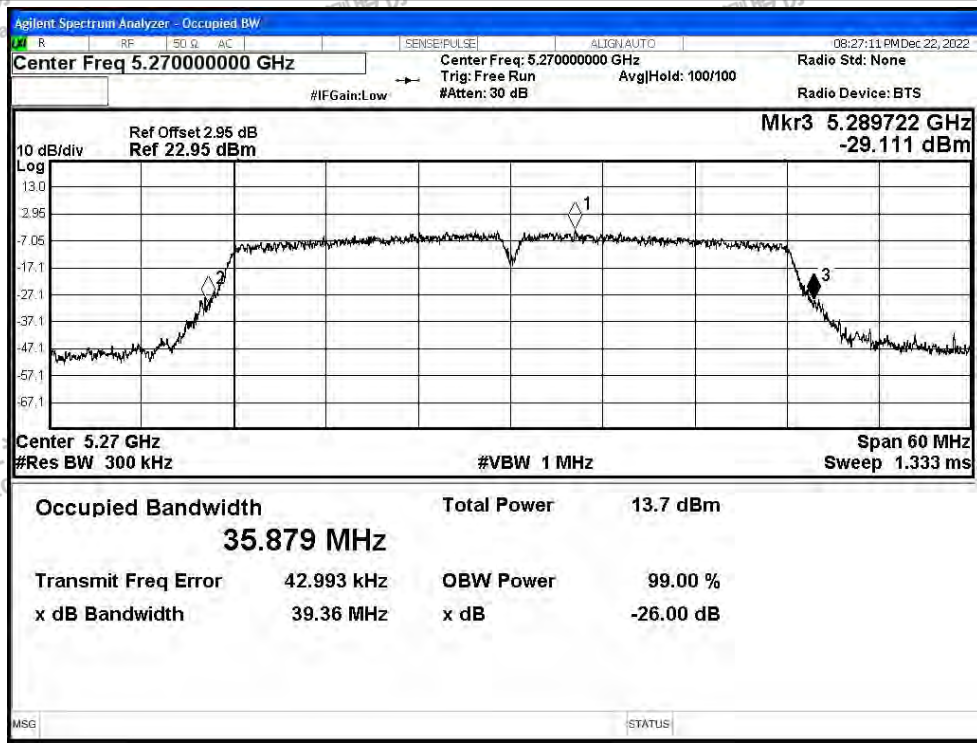




-26dB Bandwidth NVNT ac20 5320MHz Ant1

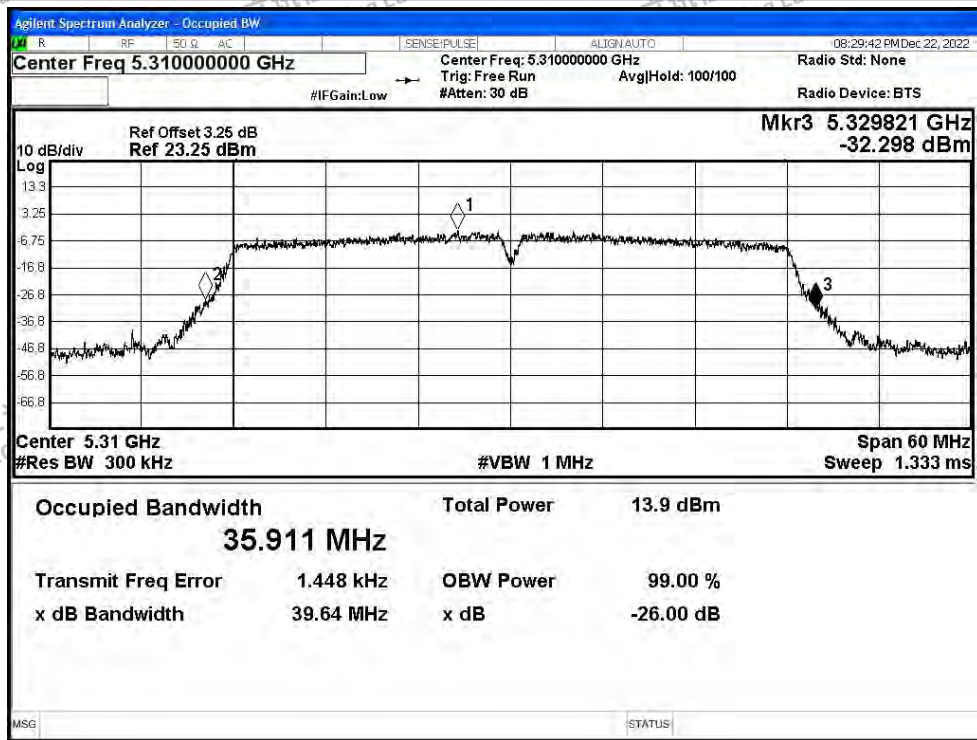


-26dB Bandwidth NVNT ac40 5270MHz Ant1

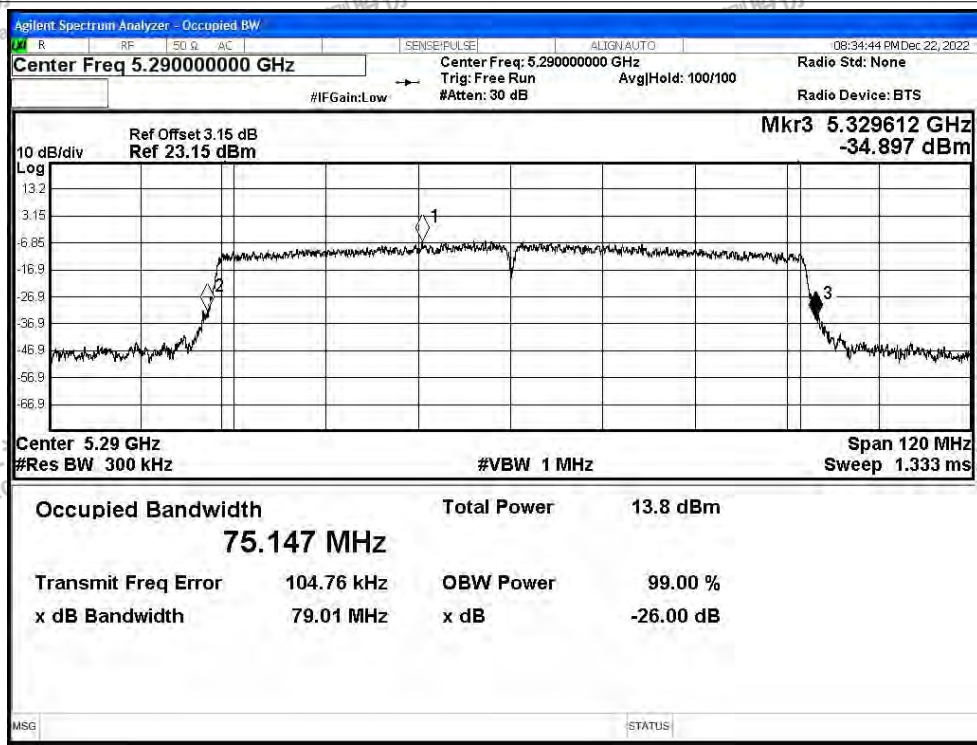




-26dB Bandwidth NVNT ac40 5310MHz Ant1



-26dB Bandwidth NVNT ac80 5290MHz Ant1





D.2 Maximum Conducted Output Power

| Condition | Mode | Frequency (MHz) | Antenna | Conducted Power (dBm) | Duty Factor (dB) | Total Power (dBm) | Limit (dBm) | Verdict |
|-----------|------|-----------------|---------|-----------------------|------------------|-------------------|-------------|---------|
| NVNT | a | 5260 | Ant1 | 6.32 | 0.14 | 6.46 | 24 | Pass |
| NVNT | a | 5300 | Ant1 | 6.59 | 0.15 | 6.74 | 24 | Pass |
| NVNT | a | 5320 | Ant1 | 6.64 | 0.15 | 6.79 | 24 | Pass |
| NVNT | n20 | 5260 | Ant1 | 6.66 | 0.15 | 6.81 | 24 | Pass |
| NVNT | n20 | 5300 | Ant1 | 6.46 | 0.15 | 6.61 | 24 | Pass |
| NVNT | n20 | 5320 | Ant1 | 6.44 | 0.15 | 6.59 | 24 | Pass |
| NVNT | n40 | 5270 | Ant1 | 6.55 | 0.28 | 6.83 | 24 | Pass |
| NVNT | n40 | 5310 | Ant1 | 6.56 | 0.28 | 6.84 | 24 | Pass |
| NVNT | ac20 | 5260 | Ant1 | 6.62 | 0.14 | 6.76 | 24 | Pass |
| NVNT | ac20 | 5300 | Ant1 | 6.43 | 0.14 | 6.57 | 24 | Pass |
| NVNT | ac20 | 5320 | Ant1 | 6.61 | 0.15 | 6.76 | 24 | Pass |
| NVNT | ac40 | 5270 | Ant1 | 6.32 | 0.28 | 6.60 | 24 | Pass |
| NVNT | ac40 | 5310 | Ant1 | 6.51 | 0.28 | 6.79 | 24 | Pass |
| NVNT | ac80 | 5290 | Ant1 | 6.31 | 0.55 | 6.86 | 24 | Pass |





D.3 Maximum Power Spectral Density Level

| Condition | Mode | Frequency (MHz) | Antenna | Conducted PSD (dBm) | Duty Factor (dB) | Total PSD (dBm) | Limit (dBm) | Verdict |
|-----------|------|-----------------|---------|---------------------|------------------|-----------------|-------------|---------|
| NVNT | a | 5260 | Ant1 | -3.82 | 0.14 | -3.68 | 11 | Pass |
| NVNT | a | 5300 | Ant1 | -3.25 | 0.15 | -3.10 | 11 | Pass |
| NVNT | a | 5320 | Ant1 | -3.41 | 0.15 | -3.26 | 11 | Pass |
| NVNT | n20 | 5260 | Ant1 | -4.36 | 0.15 | -4.21 | 11 | Pass |
| NVNT | n20 | 5300 | Ant1 | -3.05 | 0.15 | -2.90 | 11 | Pass |
| NVNT | n20 | 5320 | Ant1 | -3.56 | 0.15 | -3.41 | 11 | Pass |
| NVNT | n40 | 5270 | Ant1 | -7.76 | 0.28 | -7.48 | 11 | Pass |
| NVNT | n40 | 5310 | Ant1 | -8.86 | 0.28 | -8.58 | 11 | Pass |
| NVNT | ac20 | 5260 | Ant1 | -4.72 | 0.14 | -4.58 | 11 | Pass |
| NVNT | ac20 | 5300 | Ant1 | -4.11 | 0.14 | -3.97 | 11 | Pass |
| NVNT | ac20 | 5320 | Ant1 | -3.78 | 0.15 | -3.63 | 11 | Pass |
| NVNT | ac40 | 5270 | Ant1 | -8.53 | 0.28 | -8.25 | 11 | Pass |
| NVNT | ac40 | 5310 | Ant1 | -8.27 | 0.28 | -7.99 | 11 | Pass |
| NVNT | ac80 | 5290 | Ant1 | -14.55 | 0.55 | -14.00 | 11 | Pass |

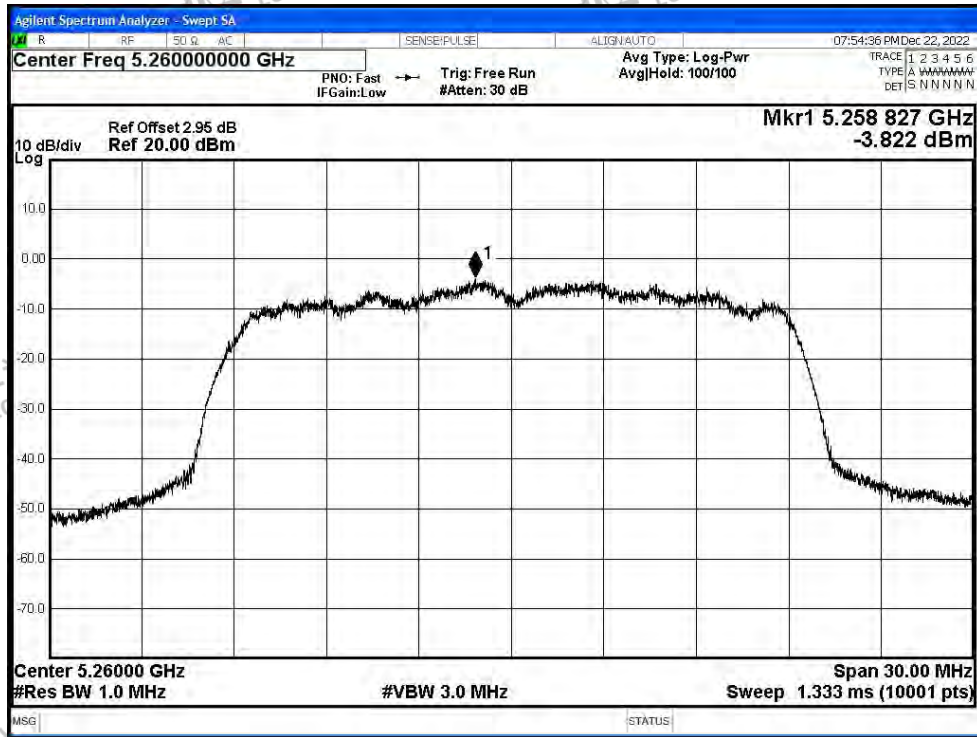


Shenzhen LCS Compliance Testing Laboratory Ltd.
 Add: 101, 201 Bldg A & 301 Bldg C, Juji Industrial Park Yabianxueziwei, Shajing Street, Baoan District, Shenzhen, 518000, China
 Tel: +(86) 0755-82591330 | E-mail: webmaster@lcs-cert.com | Web: www.lcs-cert.com
 Scan code to check authenticity

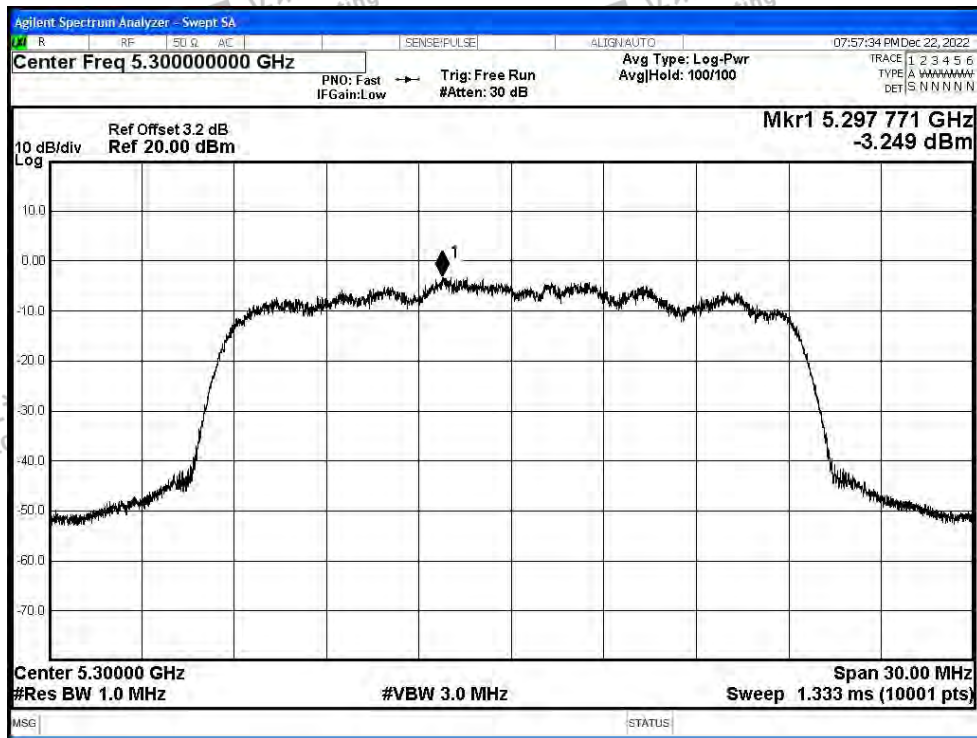


Test Graphs

PSD NVNT a 5260MHz Ant1

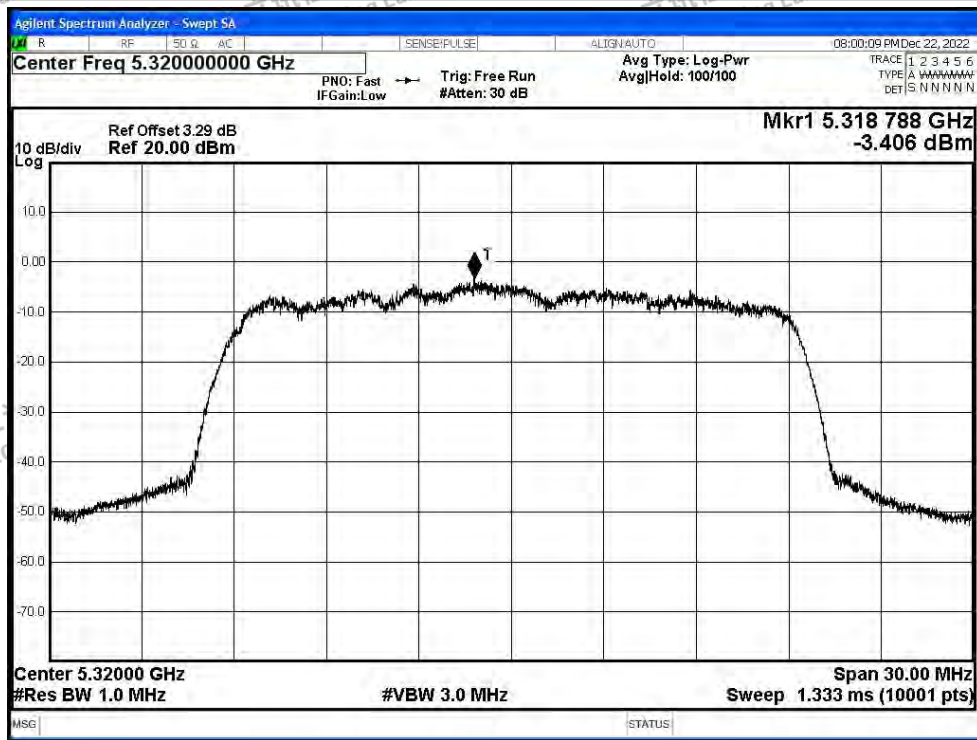


PSD NVNT a 5300MHz Ant1

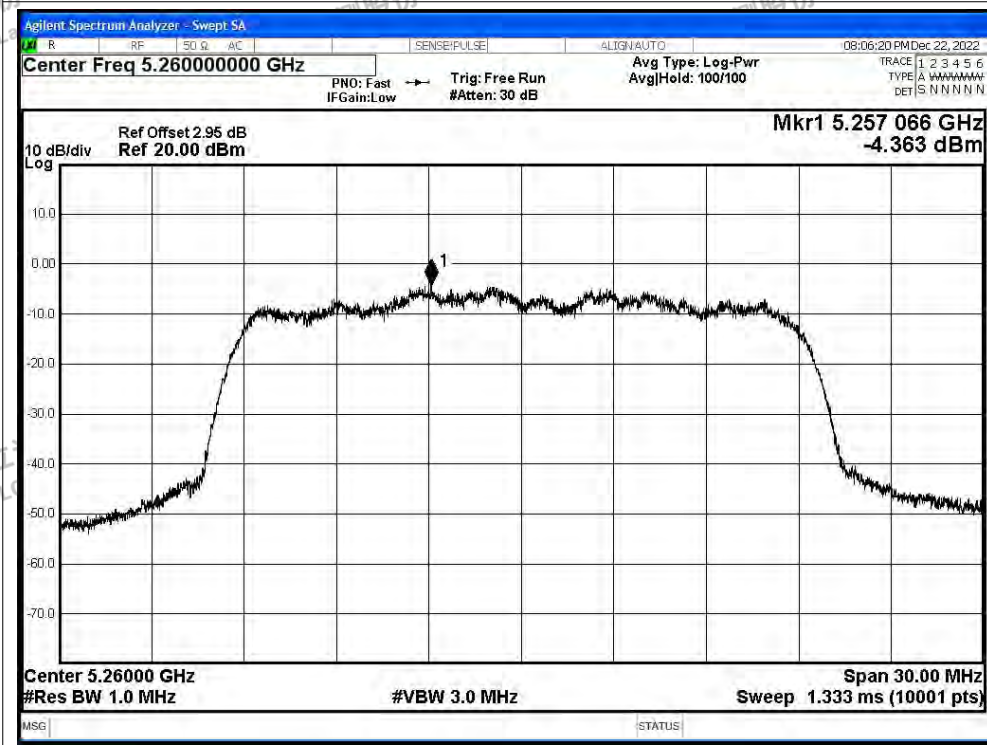




PSD NVNT a 5320MHz Ant1

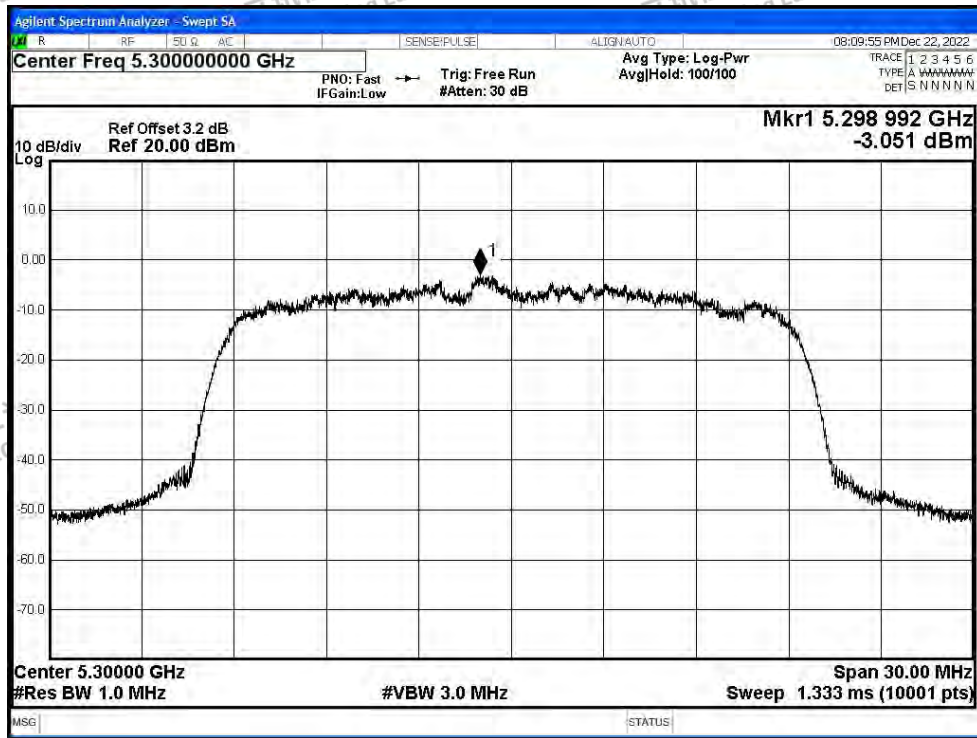


PSD NVNT n20 5260MHz Ant1

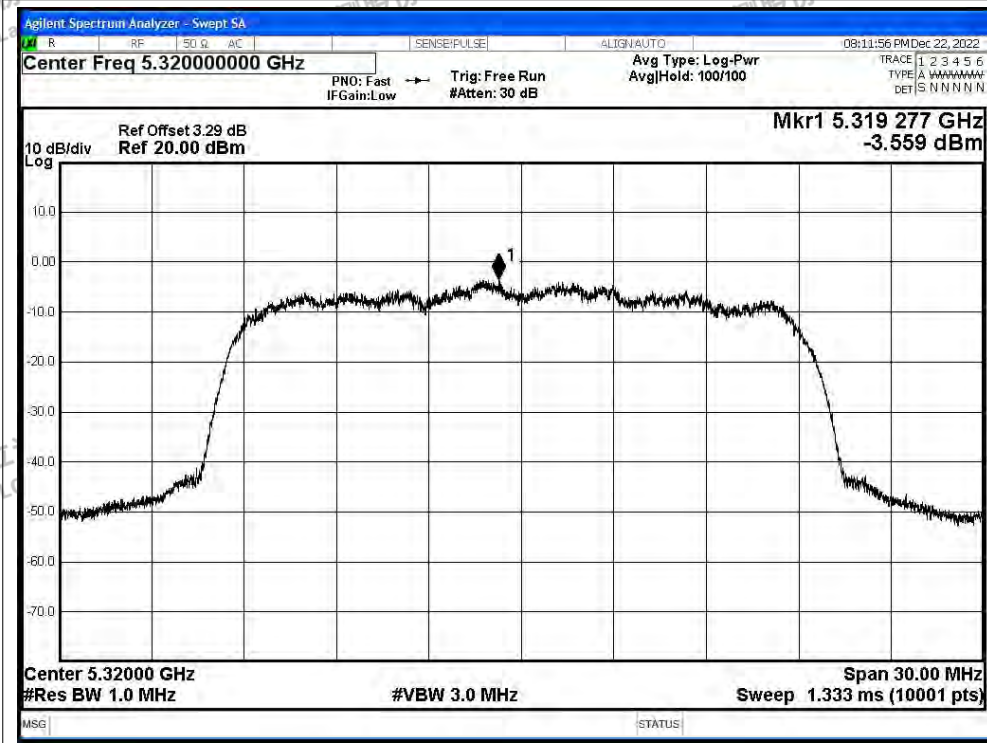




PSD NVNT n20 5300MHz Ant1

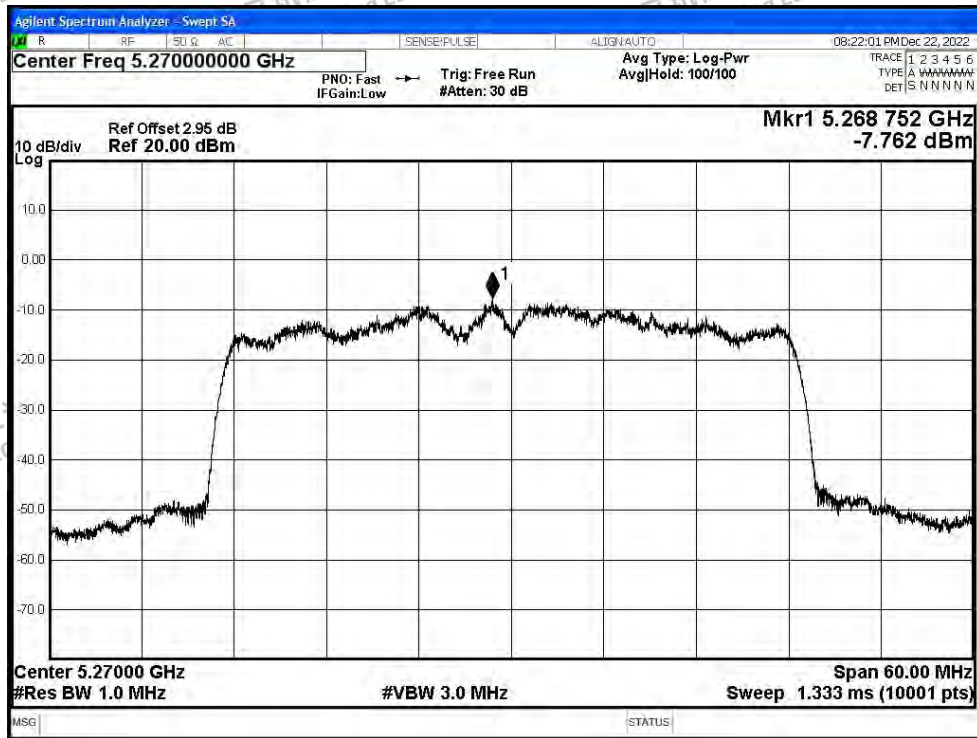


PSD NVNT n20 5320MHz Ant1

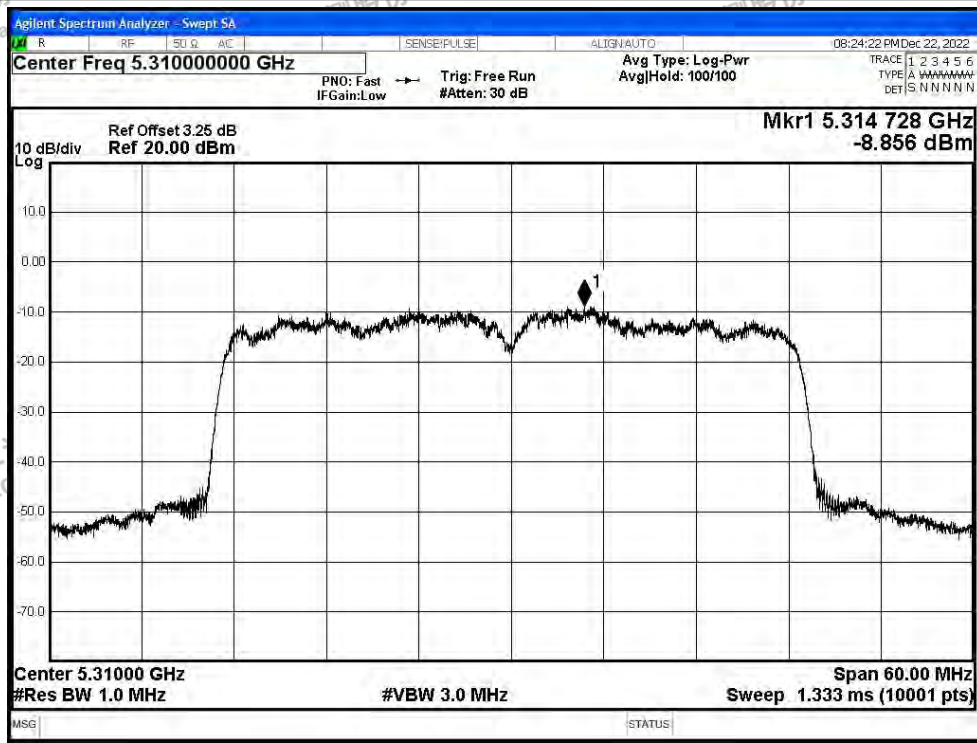


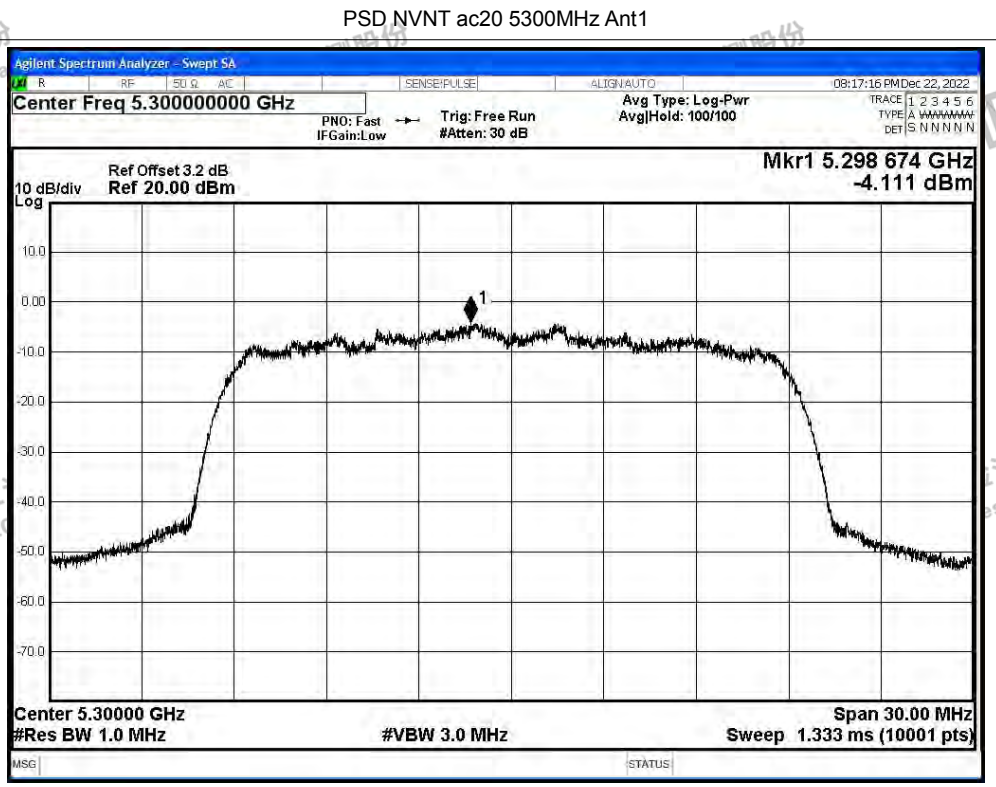
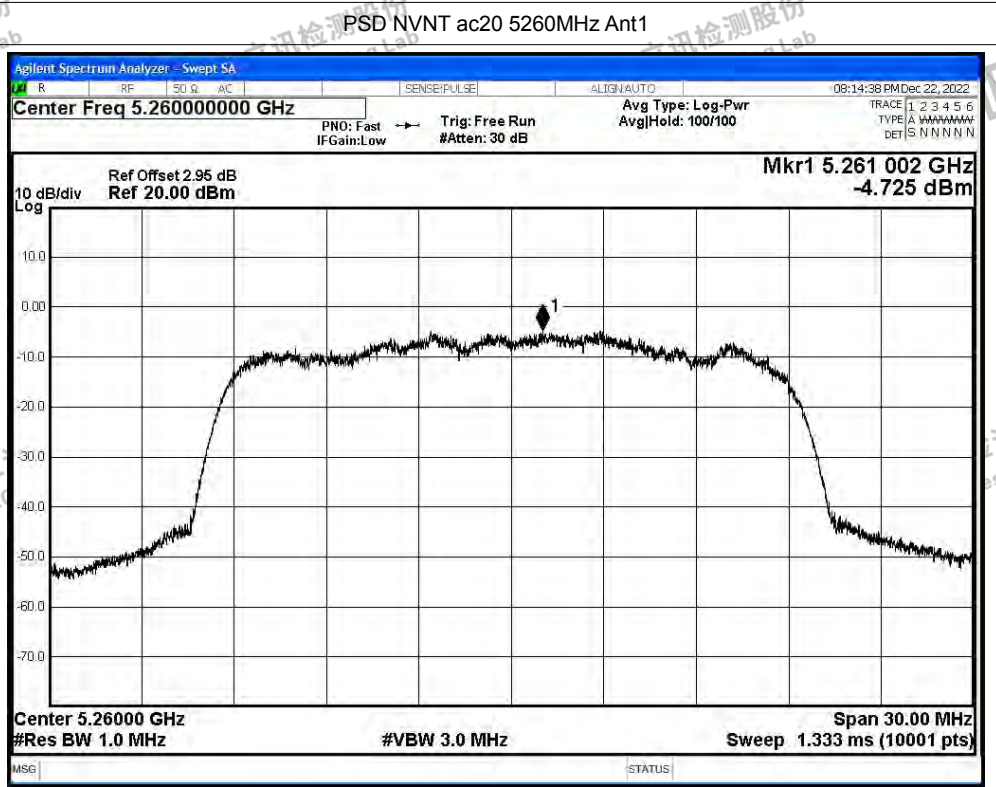


PSD NVNT n40 5270MHz Ant1



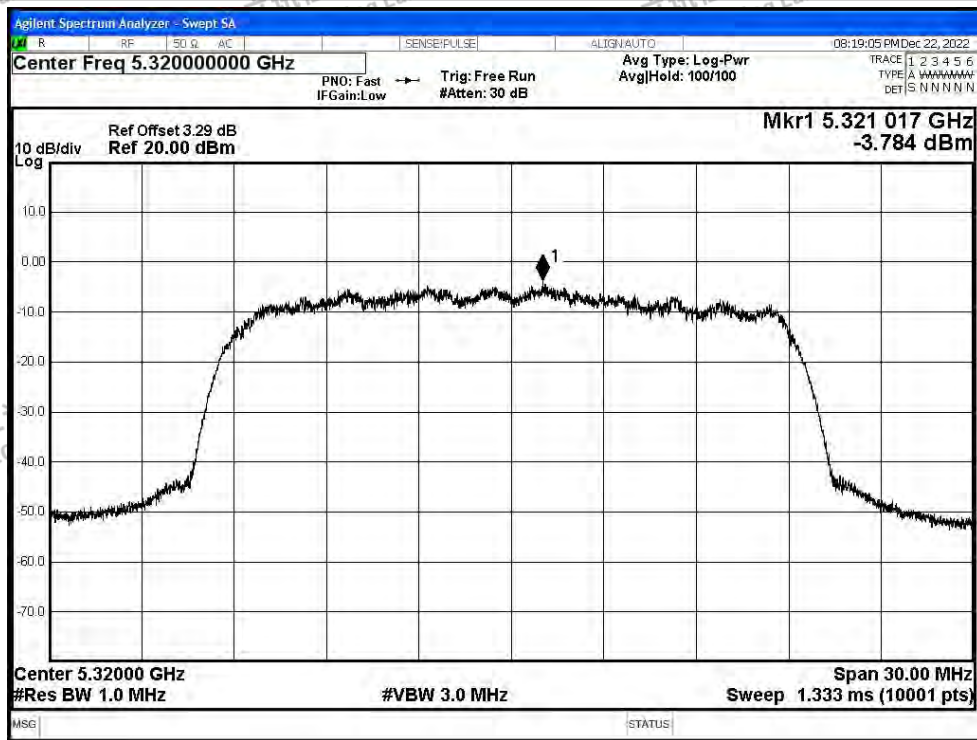
PSD NVNT n40 5310MHz Ant1



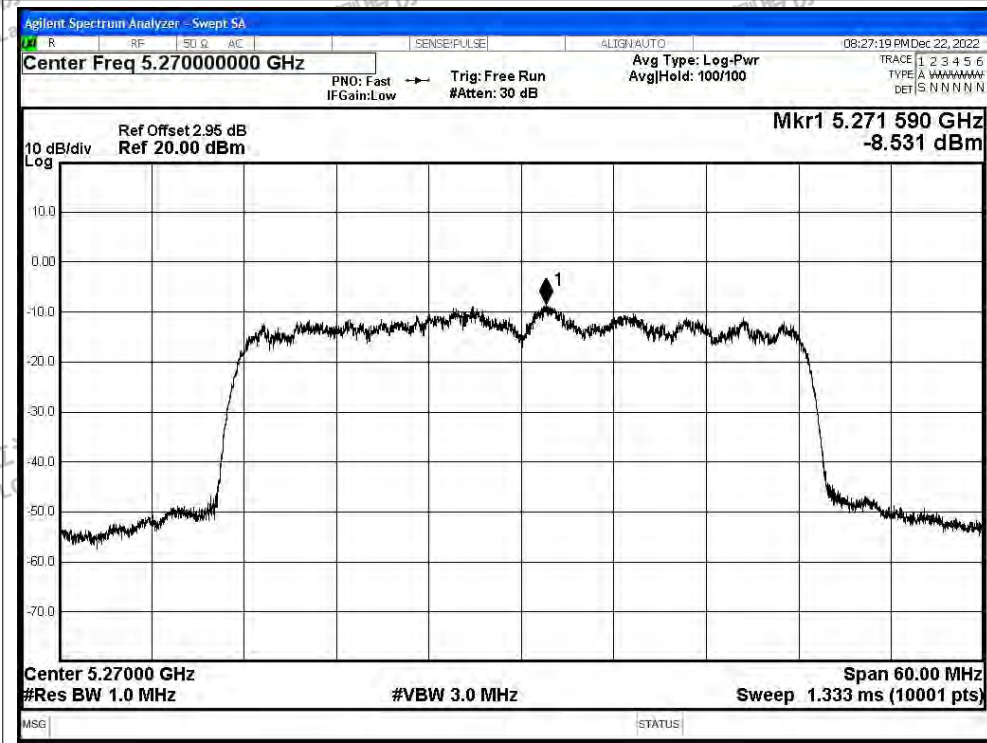




PSD NVNT ac20 5320MHz Ant1

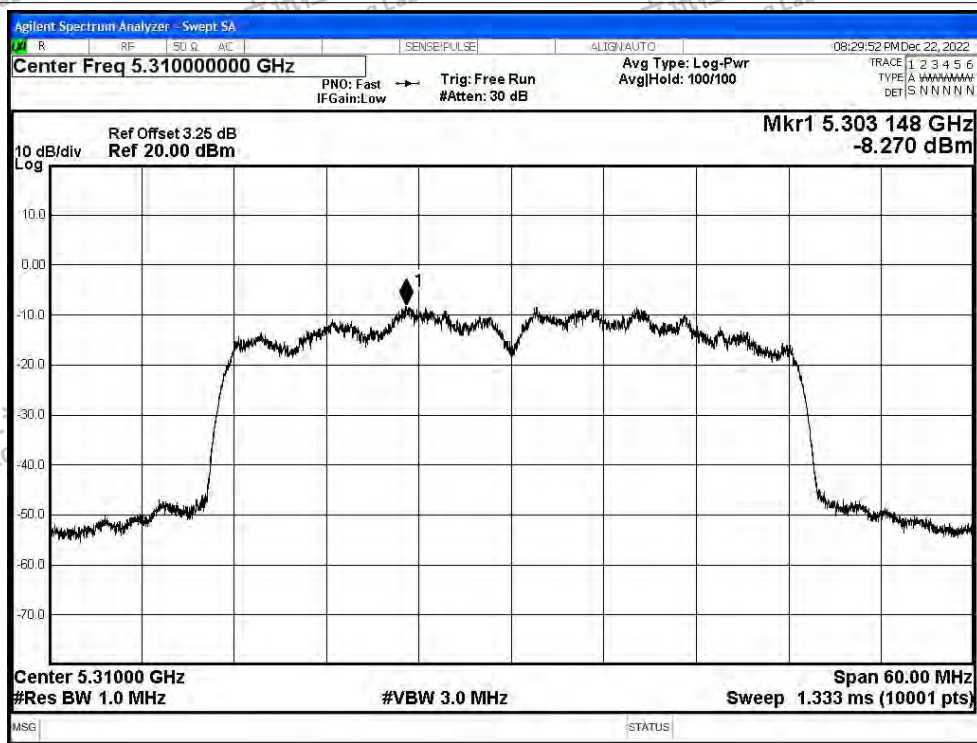


PSD NVNT ac40 5270MHz Ant1

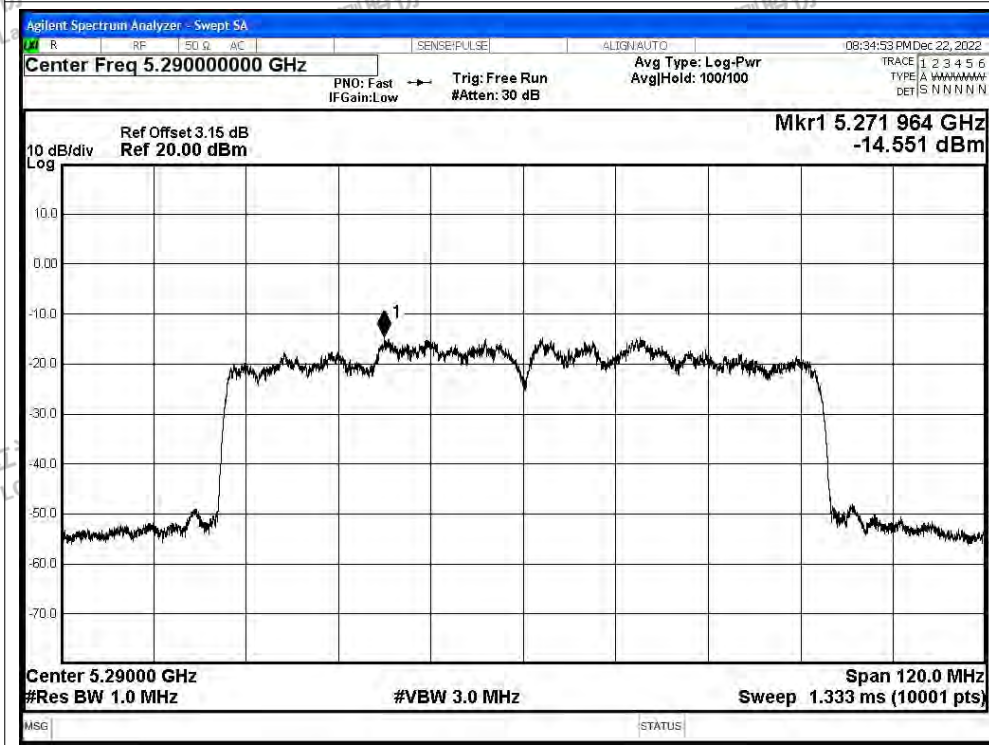




PSD NVNT ac40 5310MHz Ant1



PSD NVNT ac80 5290MHz Ant1





D.4 Restrict Band

| Condition | Mode | Frequency (MHz) | Antenna | Spur Freq (MHz) | Power (dBm) | Gain (dBi) | E (dBuV/m) | Detector | Limit (dBuV/m) | Verdict |
|-----------|------|-----------------|---------|-----------------|-------------|------------|------------|----------|----------------|---------|
| NVNT | a | 5260 | Ant1 | 4500 | -50.96 | 4.4 | 48.70 | Peak | 68.2 | Pass |
| NVNT | a | 5260 | Ant1 | 4500 | -58.15 | 4.4 | 41.51 | Average | 54 | Pass |
| NVNT | a | 5260 | Ant1 | 4958.64 | -47.09 | 4.4 | 52.57 | Peak | 68.2 | Pass |
| NVNT | a | 5260 | Ant1 | 5102.94 | -56.1 | 4.4 | 43.56 | Average | 54 | Pass |
| NVNT | a | 5260 | Ant1 | 5150 | -49.86 | 4.4 | 49.80 | Peak | 68.2 | Pass |
| NVNT | a | 5260 | Ant1 | 5150 | -56.39 | 4.4 | 43.27 | Average | 54 | Pass |
| NVNT | a | 5320 | Ant1 | 5350 | -49.35 | 4.4 | 50.31 | Peak | 68.2 | Pass |
| NVNT | a | 5320 | Ant1 | 5350 | -56.51 | 4.4 | 43.15 | Average | 54 | Pass |
| NVNT | a | 5320 | Ant1 | 5459.2 | -46.84 | 4.4 | 52.82 | Peak | 68.2 | Pass |
| NVNT | a | 5320 | Ant1 | 5350.4 | -56.36 | 4.4 | 43.30 | Average | 54 | Pass |
| NVNT | a | 5320 | Ant1 | 5460 | -49.75 | 4.4 | 49.91 | Peak | 68.2 | Pass |
| NVNT | a | 5320 | Ant1 | 5460 | -56.94 | 4.4 | 42.72 | Average | 54 | Pass |
| NVNT | n20 | 5260 | Ant1 | 4500 | -49.33 | 4.4 | 50.33 | Peak | 68.2 | Pass |
| NVNT | n20 | 5260 | Ant1 | 4500 | -58.08 | 4.4 | 41.58 | Average | 54 | Pass |
| NVNT | n20 | 5260 | Ant1 | 5115.42 | -46.75 | 4.4 | 52.91 | Peak | 68.2 | Pass |
| NVNT | n20 | 5260 | Ant1 | 5113.08 | -55.99 | 4.4 | 43.67 | Average | 54 | Pass |
| NVNT | n20 | 5260 | Ant1 | 5150 | -49.27 | 4.4 | 50.39 | Peak | 68.2 | Pass |
| NVNT | n20 | 5260 | Ant1 | 5150 | -56.22 | 4.4 | 43.44 | Average | 54 | Pass |
| NVNT | n20 | 5320 | Ant1 | 5350 | -49.34 | 4.4 | 50.32 | Peak | 68.2 | Pass |
| NVNT | n20 | 5320 | Ant1 | 5350 | -56.47 | 4.4 | 43.19 | Average | 54 | Pass |
| NVNT | n20 | 5320 | Ant1 | 5405.6 | -45.2 | 4.4 | 54.46 | Peak | 68.2 | Pass |
| NVNT | n20 | 5320 | Ant1 | 5351.8 | -56.34 | 4.4 | 43.32 | Average | 54 | Pass |
| NVNT | n20 | 5320 | Ant1 | 5460 | -50.84 | 4.4 | 48.82 | Peak | 68.2 | Pass |
| NVNT | n20 | 5320 | Ant1 | 5460 | -56.75 | 4.4 | 42.91 | Average | 54 | Pass |
| NVNT | n40 | 5270 | Ant1 | 4500 | -51.36 | 4.4 | 48.30 | Peak | 68.2 | Pass |
| NVNT | n40 | 5270 | Ant1 | 4500 | -57.95 | 4.4 | 41.71 | Average | 54 | Pass |
| NVNT | n40 | 5270 | Ant1 | 5031.36 | -47.27 | 4.4 | 52.39 | Peak | 68.2 | Pass |
| NVNT | n40 | 5270 | Ant1 | 5141.52 | -55.84 | 4.4 | 43.82 | Average | 54 | Pass |
| NVNT | n40 | 5270 | Ant1 | 5150 | -48.95 | 4.4 | 50.71 | Peak | 68.2 | Pass |
| NVNT | n40 | 5270 | Ant1 | 5150 | -56.15 | 4.4 | 43.51 | Average | 54 | Pass |
| NVNT | n40 | 5310 | Ant1 | 5350 | -50.02 | 4.4 | 49.64 | Peak | 68.2 | Pass |
| NVNT | n40 | 5310 | Ant1 | 5350 | -55.87 | 4.4 | 43.79 | Average | 54 | Pass |
| NVNT | n40 | 5310 | Ant1 | 5354.6 | -46.21 | 4.4 | 53.45 | Peak | 68.2 | Pass |
| NVNT | n40 | 5310 | Ant1 | 5351 | -55.83 | 4.4 | 43.83 | Average | 54 | Pass |
| NVNT | n40 | 5310 | Ant1 | 5460 | -48.82 | 4.4 | 50.84 | Peak | 68.2 | Pass |
| NVNT | n40 | 5310 | Ant1 | 5460 | -56.68 | 4.4 | 42.98 | Average | 54 | Pass |
| NVNT | ac20 | 5260 | Ant1 | 4500 | -51.29 | 4.4 | 48.37 | Peak | 68.2 | Pass |



Shenzhen LCS Compliance Testing Laboratory Ltd.
 Add: 101, 201 Bldg A & 301 Bldg C, Juji Industrial Park Yabianxueziwei, Shajing Street, Baoan District, Shenzhen, 518000, China
 Tel: +(86) 0755-82591330 | E-mail: webmaster@lcs-cert.com | Web: www.lcs-cert.com
 Scan code to check authenticity



| | | | | | | | | | | |
|------|------|------|------|---------|--------|-----|-------|---------|------|------|
| NVNT | ac20 | 5260 | Ant1 | 4500 | -58.1 | 4.4 | 41.56 | Average | 54 | Pass |
| NVNT | ac20 | 5260 | Ant1 | 5047.56 | -46.18 | 4.4 | 53.48 | Peak | 68.2 | Pass |
| NVNT | ac20 | 5260 | Ant1 | 5096.7 | -56.01 | 4.4 | 43.65 | Average | 54 | Pass |
| NVNT | ac20 | 5260 | Ant1 | 5150 | -48.75 | 4.4 | 50.91 | Peak | 68.2 | Pass |
| NVNT | ac20 | 5260 | Ant1 | 5150 | -56.24 | 4.4 | 43.42 | Average | 54 | Pass |
| NVNT | ac20 | 5320 | Ant1 | 5350 | -50.56 | 4.4 | 49.10 | Peak | 68.2 | Pass |
| NVNT | ac20 | 5320 | Ant1 | 5350 | -56.56 | 4.4 | 43.10 | Average | 54 | Pass |
| NVNT | ac20 | 5320 | Ant1 | 5351 | -46.63 | 4.4 | 53.03 | Peak | 68.2 | Pass |
| NVNT | ac20 | 5320 | Ant1 | 5355 | -56.34 | 4.4 | 43.32 | Average | 54 | Pass |
| NVNT | ac20 | 5320 | Ant1 | 5460 | -48.92 | 4.4 | 50.74 | Peak | 68.2 | Pass |
| NVNT | ac20 | 5320 | Ant1 | 5460 | -56.77 | 4.4 | 42.89 | Average | 54 | Pass |
| NVNT | ac40 | 5270 | Ant1 | 4500 | -50.65 | 4.4 | 49.01 | Peak | 68.2 | Pass |
| NVNT | ac40 | 5270 | Ant1 | 4500 | -57.88 | 4.4 | 41.78 | Average | 54 | Pass |
| NVNT | ac40 | 5270 | Ant1 | 5088.87 | -46.58 | 4.4 | 53.08 | Peak | 68.2 | Pass |
| NVNT | ac40 | 5270 | Ant1 | 5122.89 | -55.71 | 4.4 | 43.95 | Average | 54 | Pass |
| NVNT | ac40 | 5270 | Ant1 | 5150 | -49.13 | 4.4 | 50.53 | Peak | 68.2 | Pass |
| NVNT | ac40 | 5270 | Ant1 | 5150 | -56.06 | 4.4 | 43.60 | Average | 54 | Pass |
| NVNT | ac40 | 5310 | Ant1 | 5350 | -48.37 | 4.4 | 51.29 | Peak | 68.2 | Pass |
| NVNT | ac40 | 5310 | Ant1 | 5350 | -56.43 | 4.4 | 43.23 | Average | 54 | Pass |
| NVNT | ac40 | 5310 | Ant1 | 5442.2 | -47.06 | 4.4 | 52.60 | Peak | 68.2 | Pass |
| NVNT | ac40 | 5310 | Ant1 | 5362.4 | -56.15 | 4.4 | 43.51 | Average | 54 | Pass |
| NVNT | ac40 | 5310 | Ant1 | 5460 | -49.73 | 4.4 | 49.93 | Peak | 68.2 | Pass |
| NVNT | ac40 | 5310 | Ant1 | 5460 | -56.93 | 4.4 | 42.73 | Average | 54 | Pass |
| NVNT | ac80 | 5290 | Ant1 | 4500 | -51.33 | 4.4 | 48.33 | Peak | 68.2 | Pass |
| NVNT | ac80 | 5290 | Ant1 | 4500 | -57.42 | 4.4 | 42.24 | Average | 54 | Pass |
| NVNT | ac80 | 5290 | Ant1 | 4958.49 | -46.62 | 4.4 | 53.04 | Peak | 68.2 | Pass |
| NVNT | ac80 | 5290 | Ant1 | 5106.39 | -55.16 | 4.4 | 44.50 | Average | 54 | Pass |
| NVNT | ac80 | 5290 | Ant1 | 5150 | -49.85 | 4.4 | 49.81 | Peak | 68.2 | Pass |
| NVNT | ac80 | 5290 | Ant1 | 5150 | -55.53 | 4.4 | 44.13 | Average | 54 | Pass |
| NVNT | ac80 | 5290 | Ant1 | 5350 | -49.32 | 4.4 | 50.34 | Peak | 68.2 | Pass |
| NVNT | ac80 | 5290 | Ant1 | 5350 | -54.37 | 4.4 | 45.29 | Average | 54 | Pass |
| NVNT | ac80 | 5290 | Ant1 | 5366.75 | -45.93 | 4.4 | 53.73 | Peak | 68.2 | Pass |
| NVNT | ac80 | 5290 | Ant1 | 5460 | -50.57 | 4.4 | 49.09 | Peak | 68.2 | Pass |
| NVNT | ac80 | 5290 | Ant1 | 5460 | -56.5 | 4.4 | 43.16 | Average | 54 | Pass |

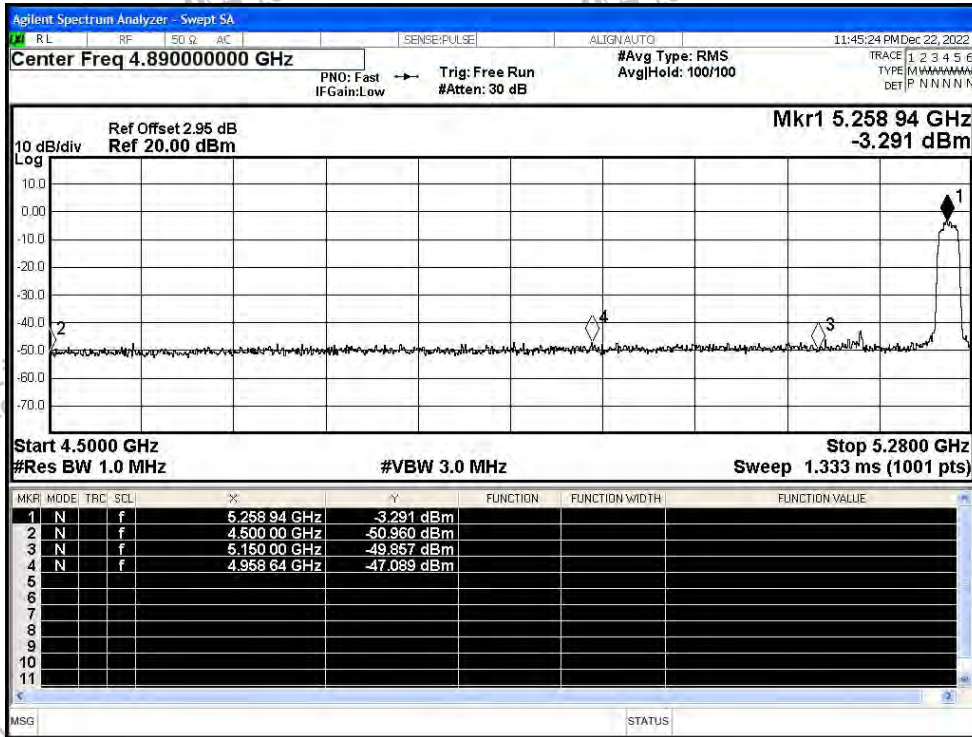


Shenzhen LCS Compliance Testing Laboratory Ltd.
 Add: 101, 201 Bldg A & 301 Bldg C, Juji Industrial Park Yabianxueziwei, Shajing Street, Baoan District, Shenzhen, 518000, China
 Tel: +(86) 0755-82591330 | E-mail: webmaster@lcs-cert.com | Web: www.lcs-cert.com
 Scan code to check authenticity

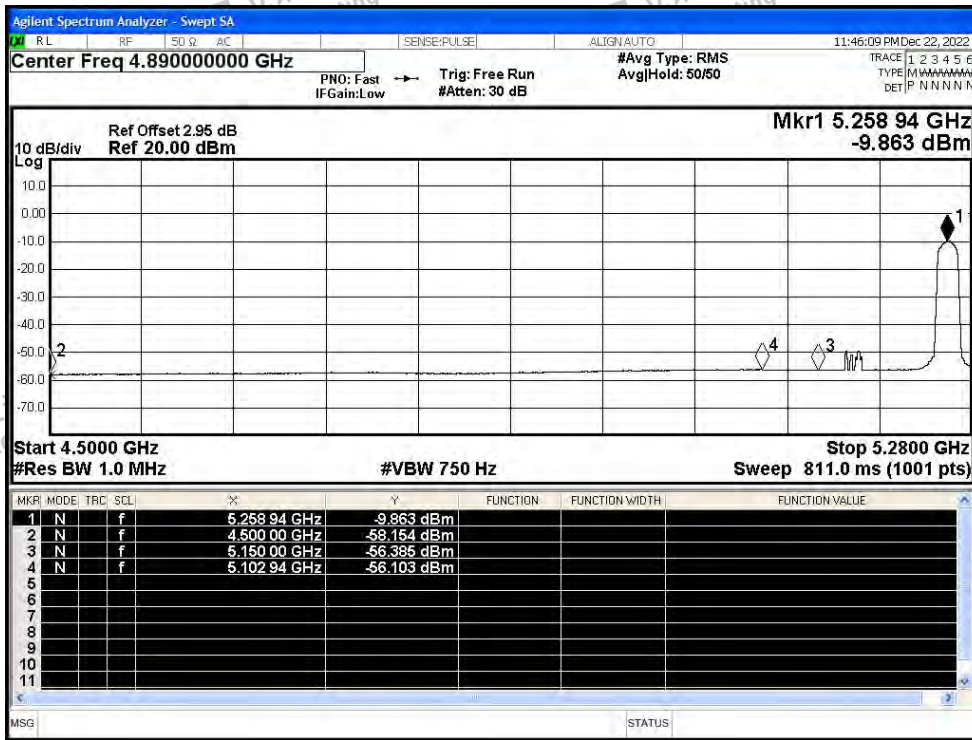


Test Graphs

Restrict Band NVNT a 5260MHz Ant1 Peak

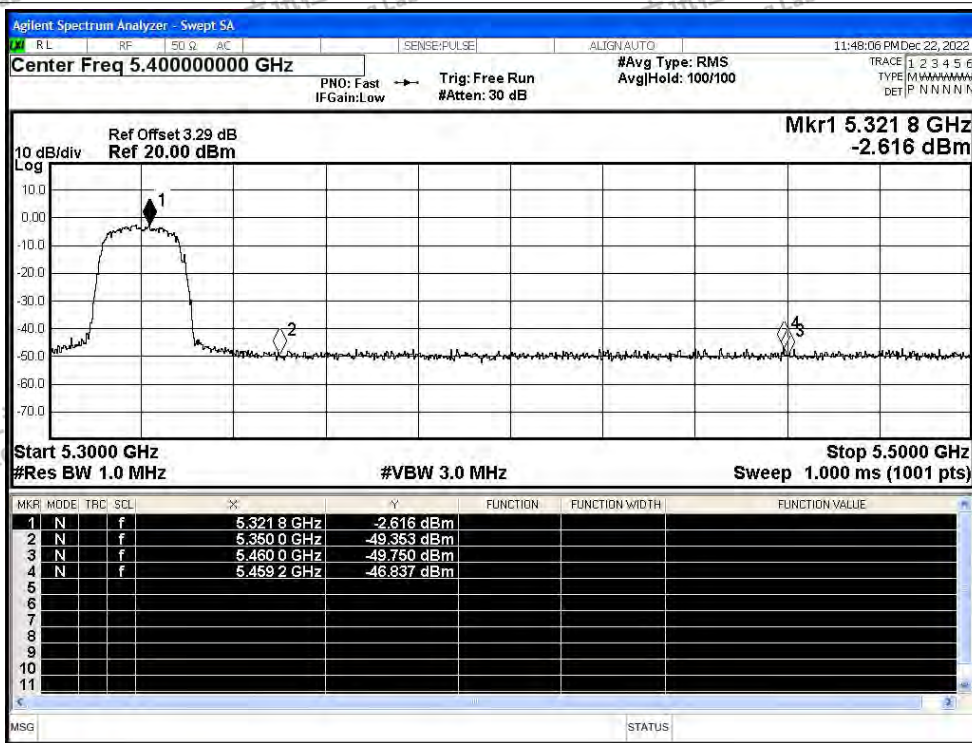


Restrict Band NVNT a 5260MHz Ant1 Average

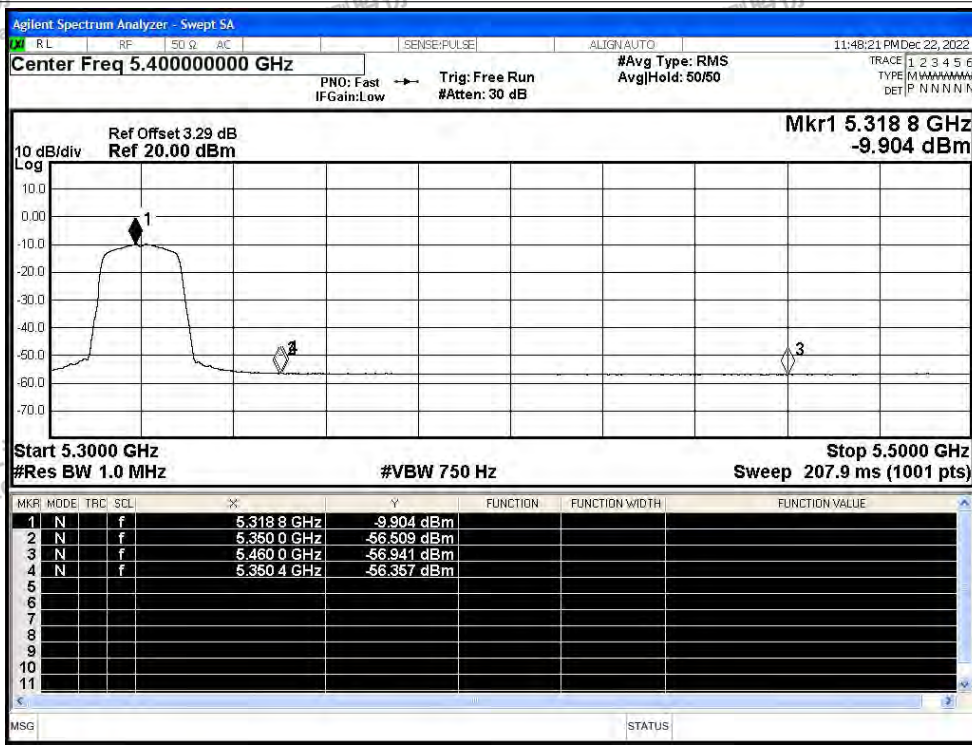




Restrict Band NVNT a 5320MHz Ant1 Peak

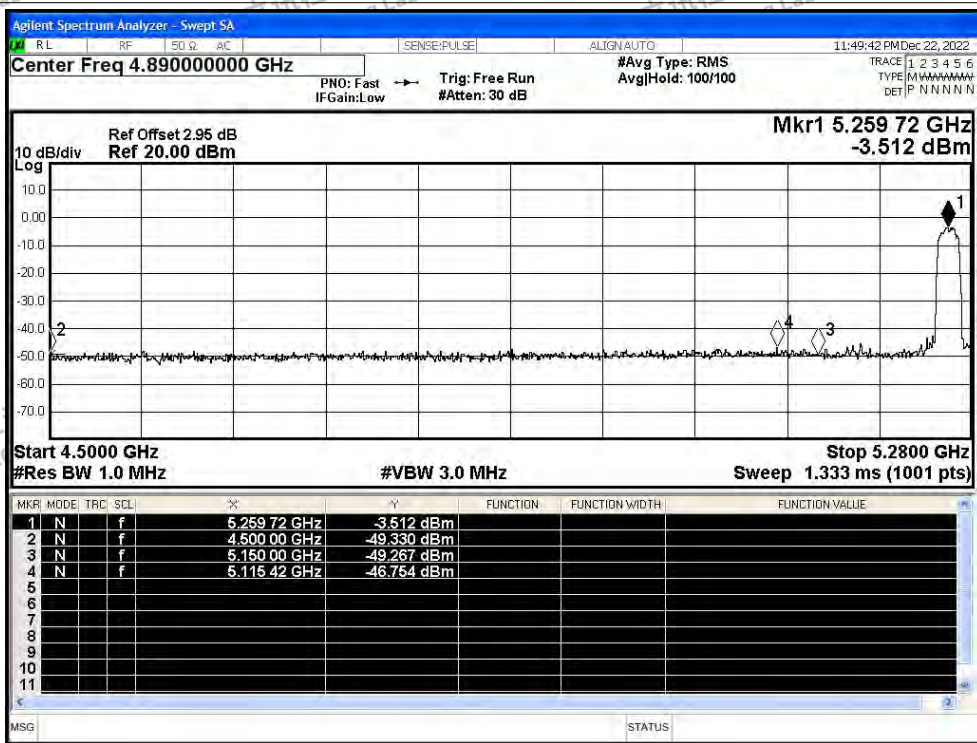


Restrict Band NVNT a 5320MHz Ant1 Average

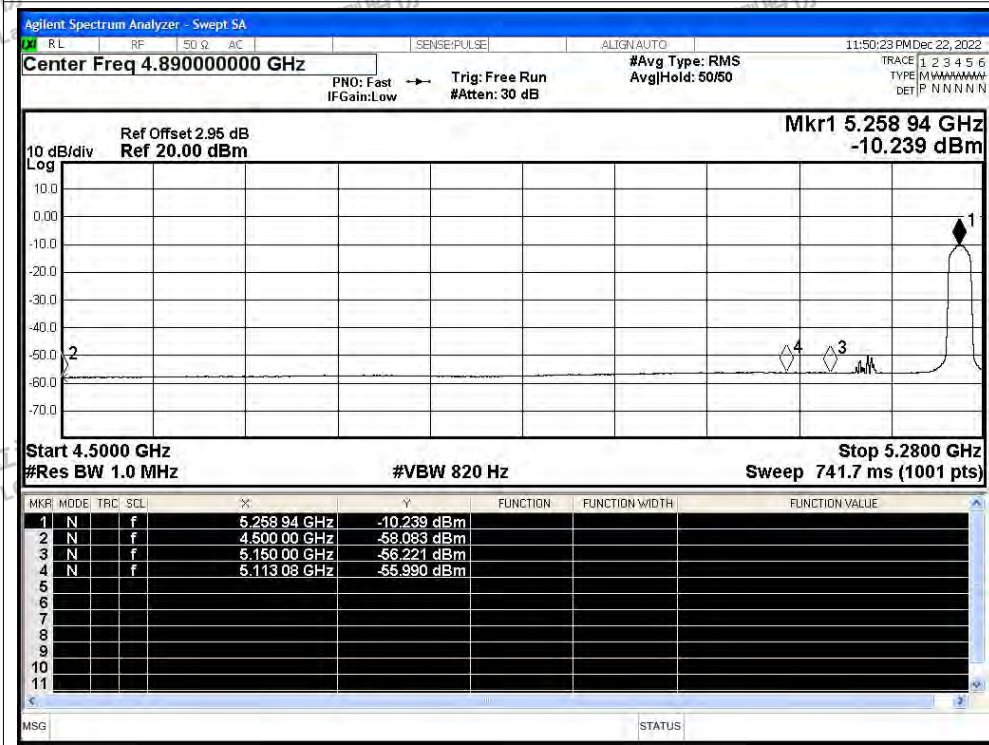




Restrict Band NVNT n20 5260MHz Ant1 Peak

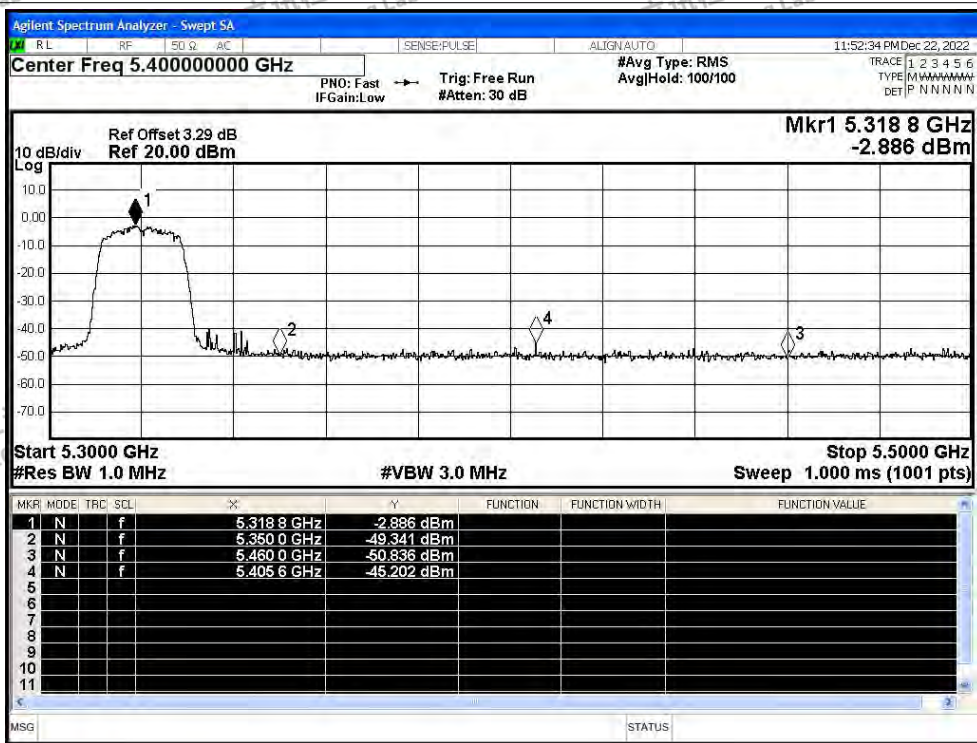


Restrict Band NVNT n20 5260MHz Ant1 Average

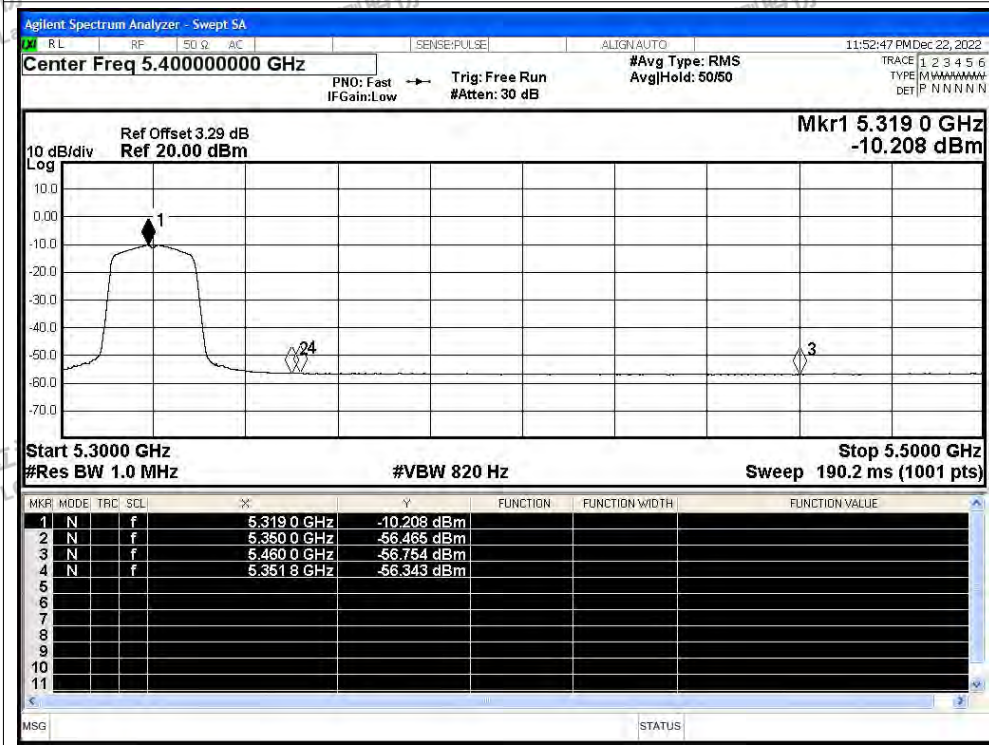




Restrict Band NVNT n20 5320MHz Ant1 Peak

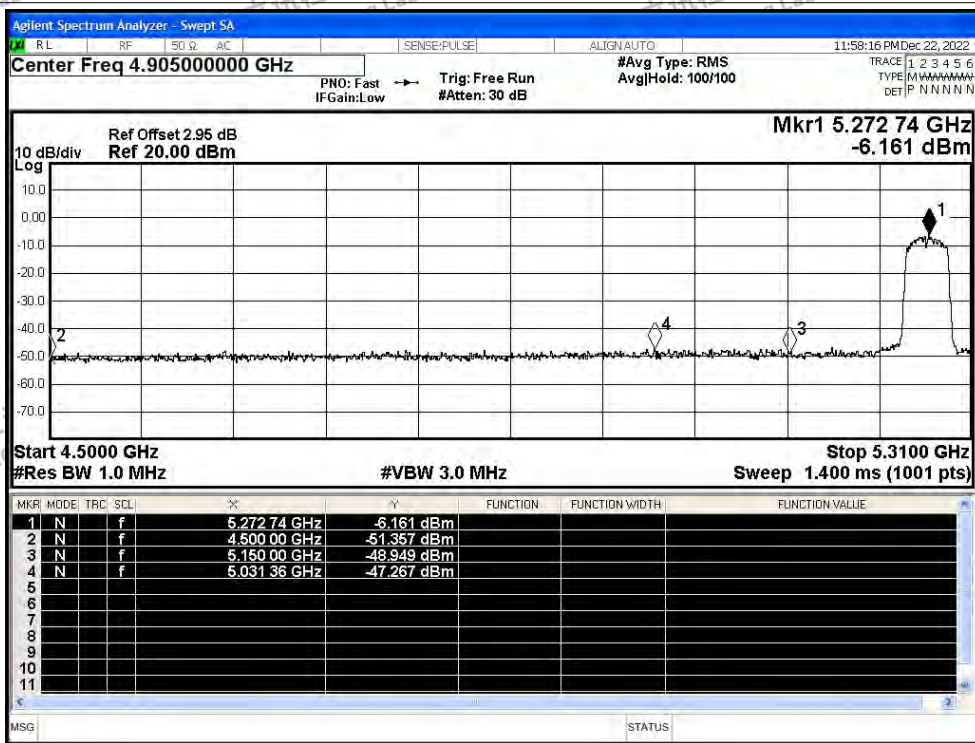


Restrict Band NVNT n20 5320MHz Ant1 Average

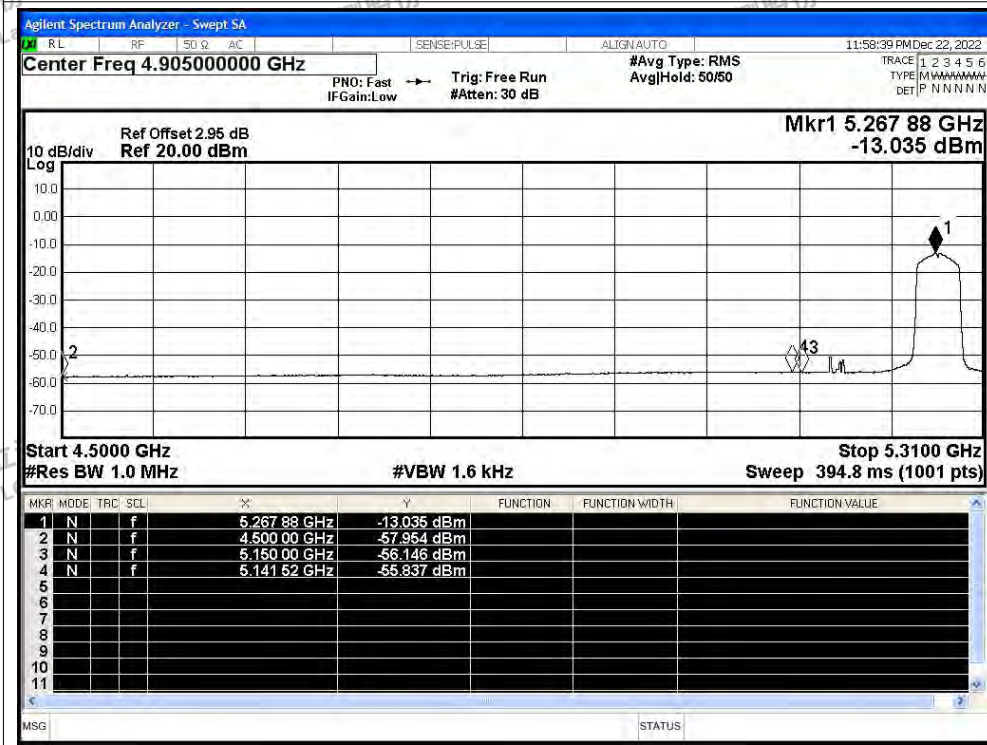




Restrict Band NVNT n40 5270MHz Ant1 Peak

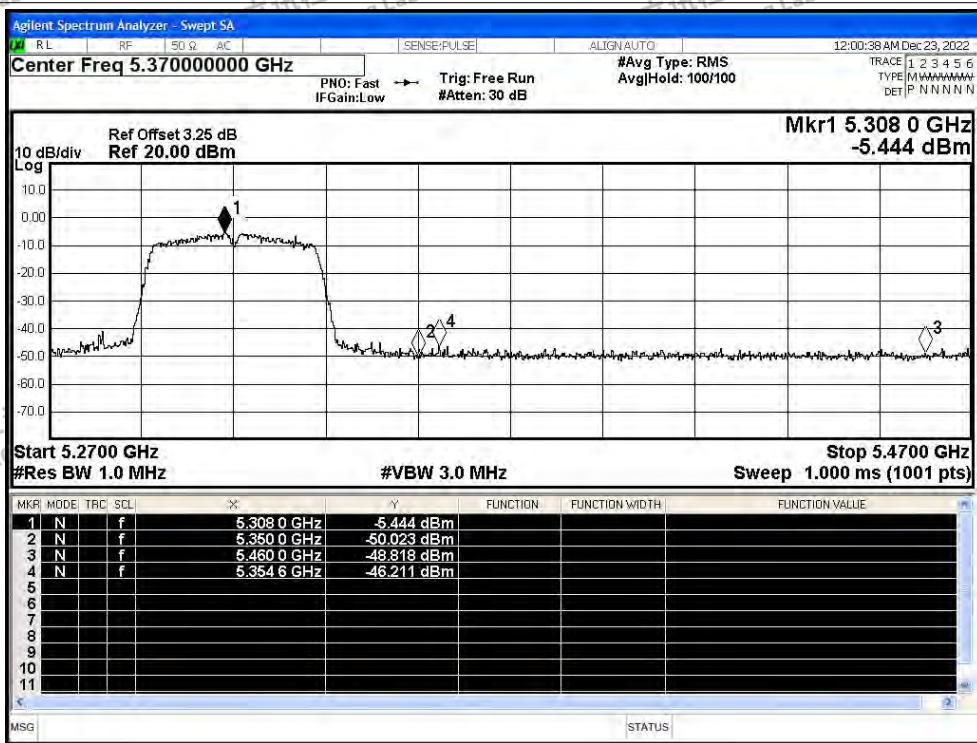


Restrict Band NVNT n40 5270MHz Ant1 Average

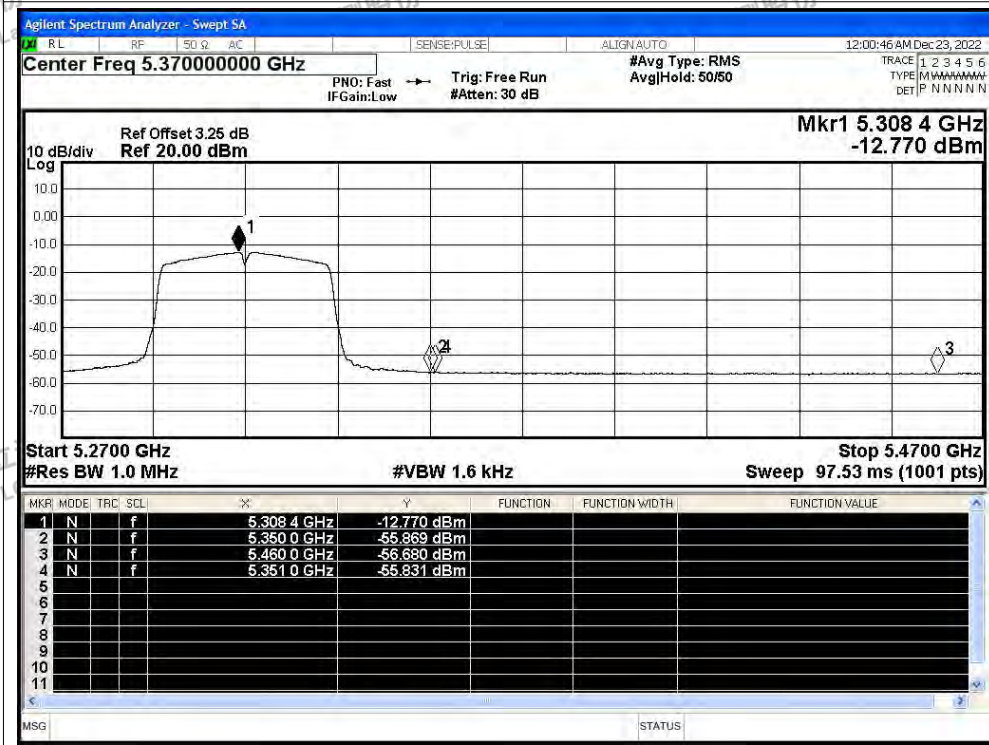




Restrict Band NVNT n40 5310MHz Ant1 Peak

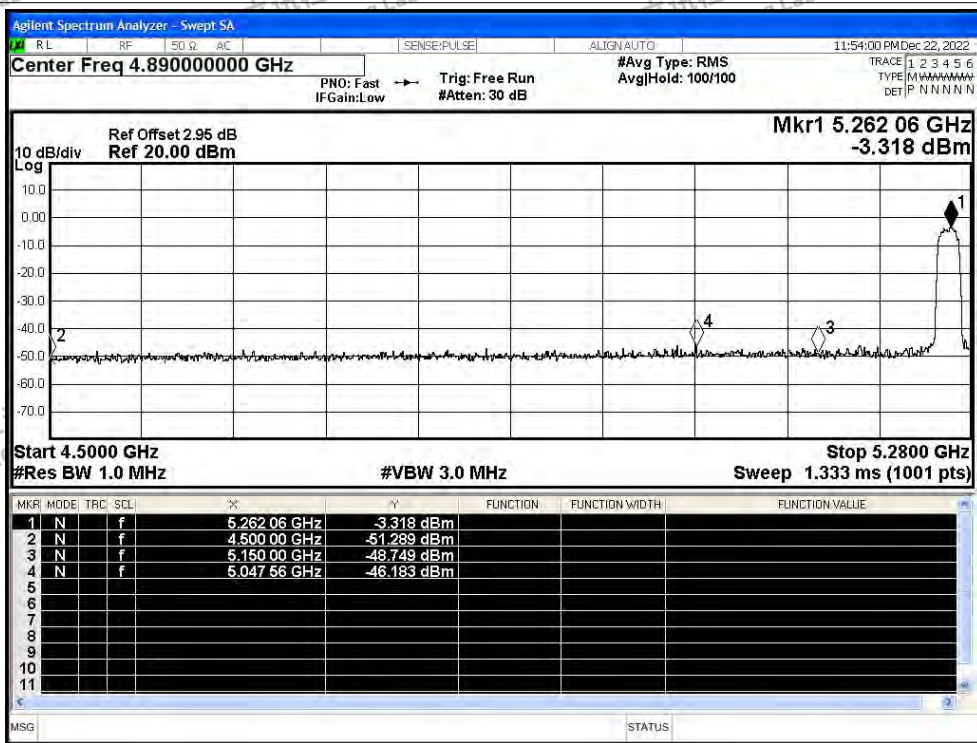


Restrict Band NVNT n40 5310MHz Ant1 Average

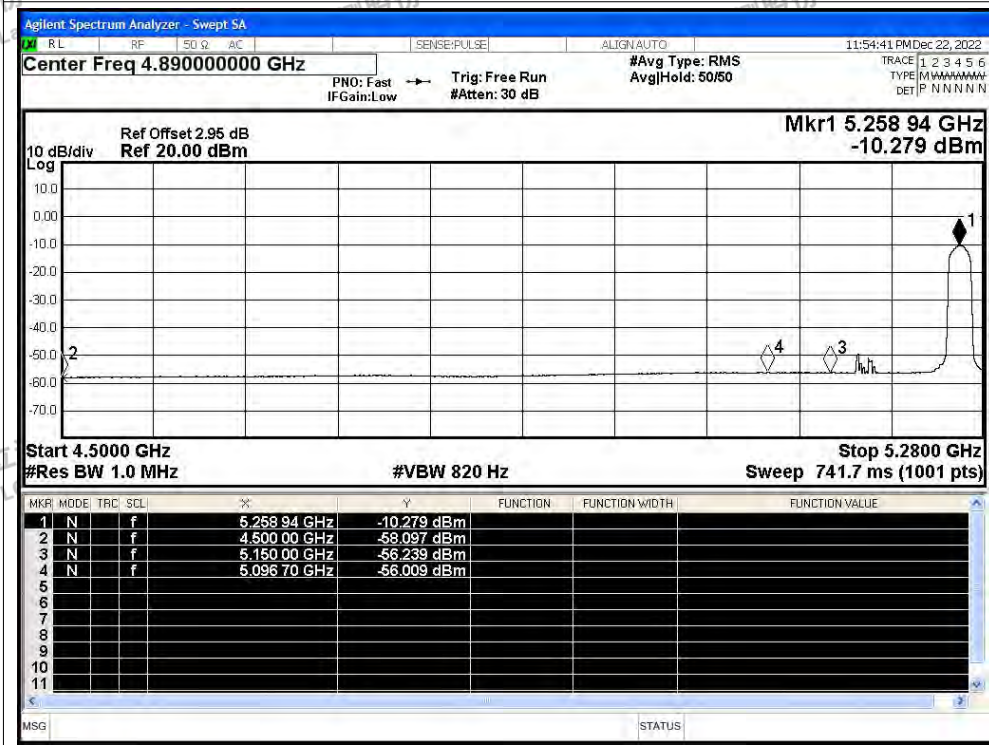




Restrict Band NVNT ac20 5260MHz Ant1 Peak

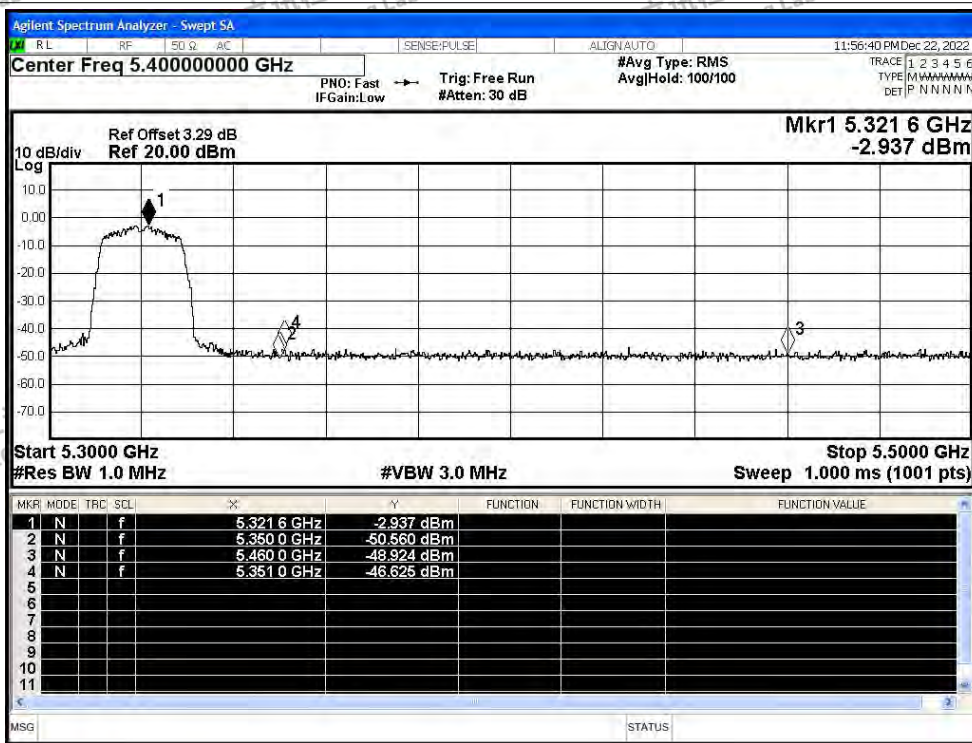


Restrict Band NVNT ac20 5260MHz Ant1 Average

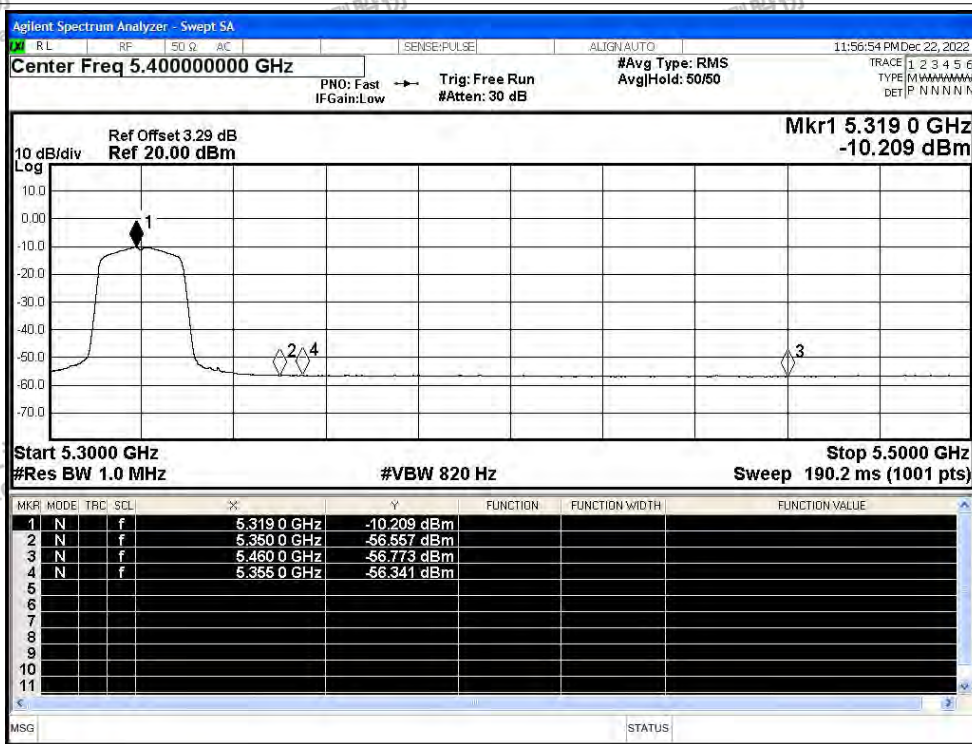




Restrict Band NVNT ac20 5320MHz Ant1 Peak

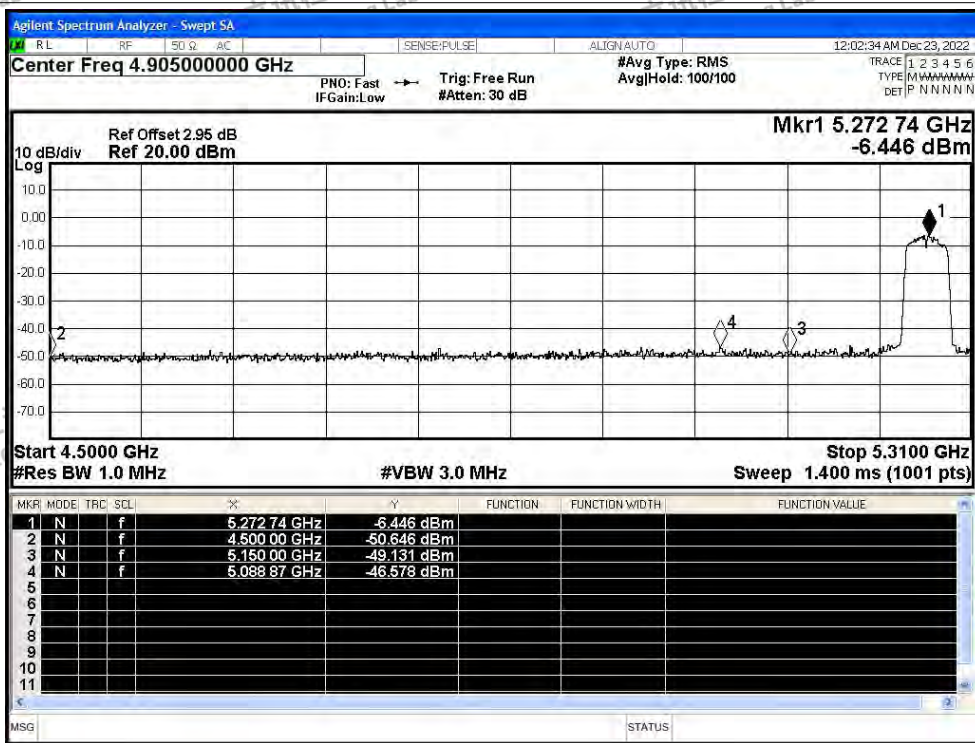


Restrict Band NVNT ac20 5320MHz Ant1 Average

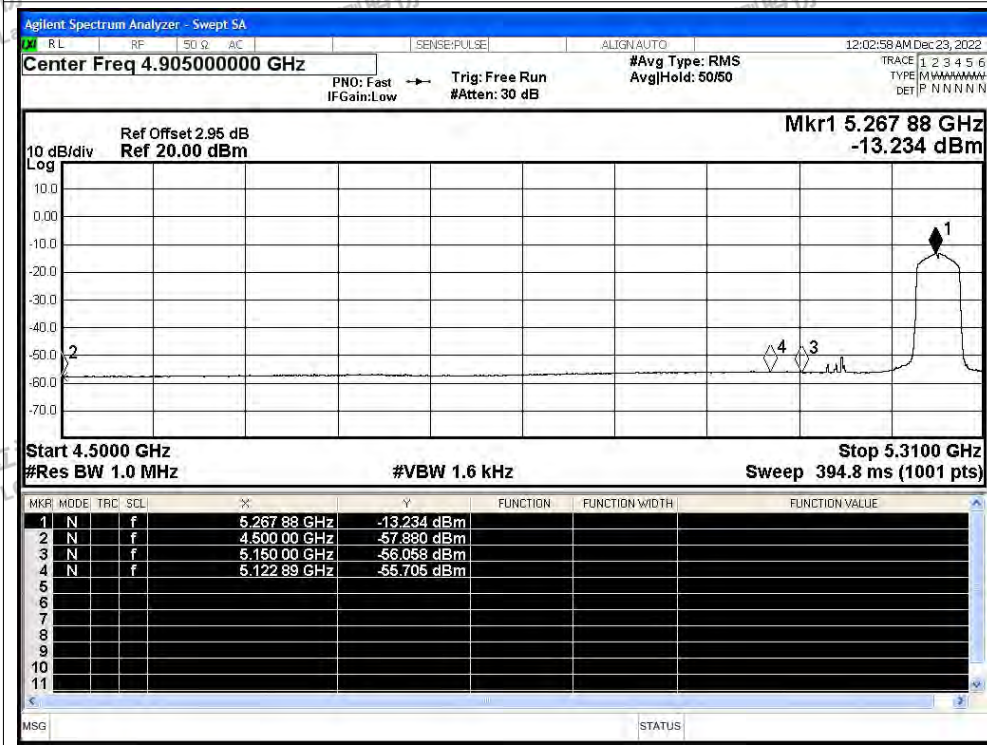




Restrict Band NVNT ac40 5270MHz Ant1 Peak

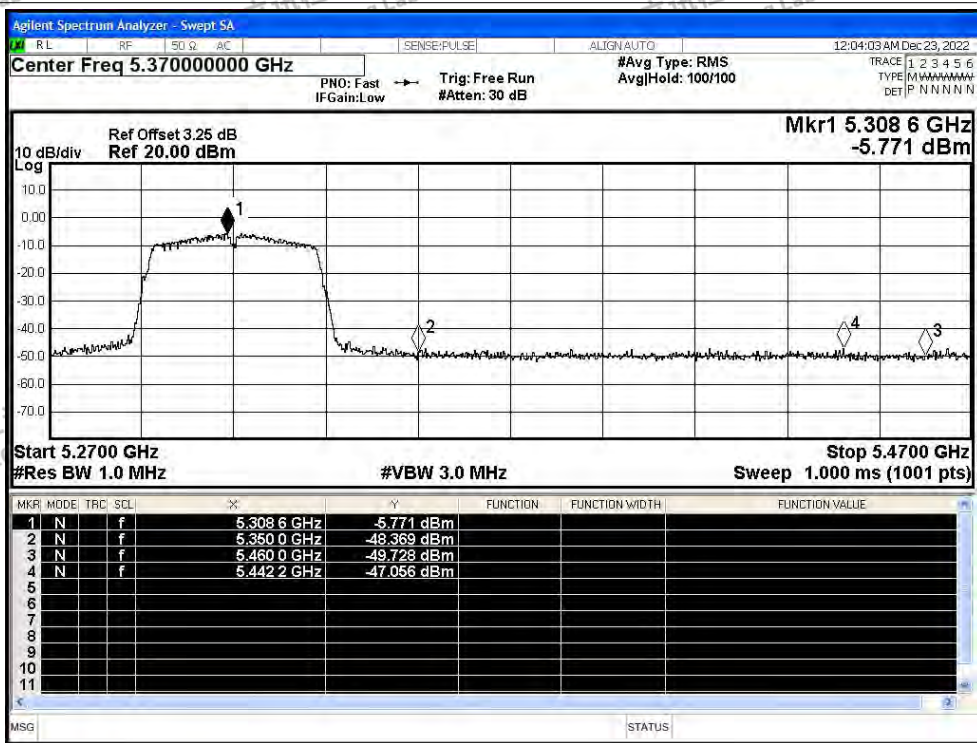


Restrict Band NVNT ac40 5270MHz Ant1 Average

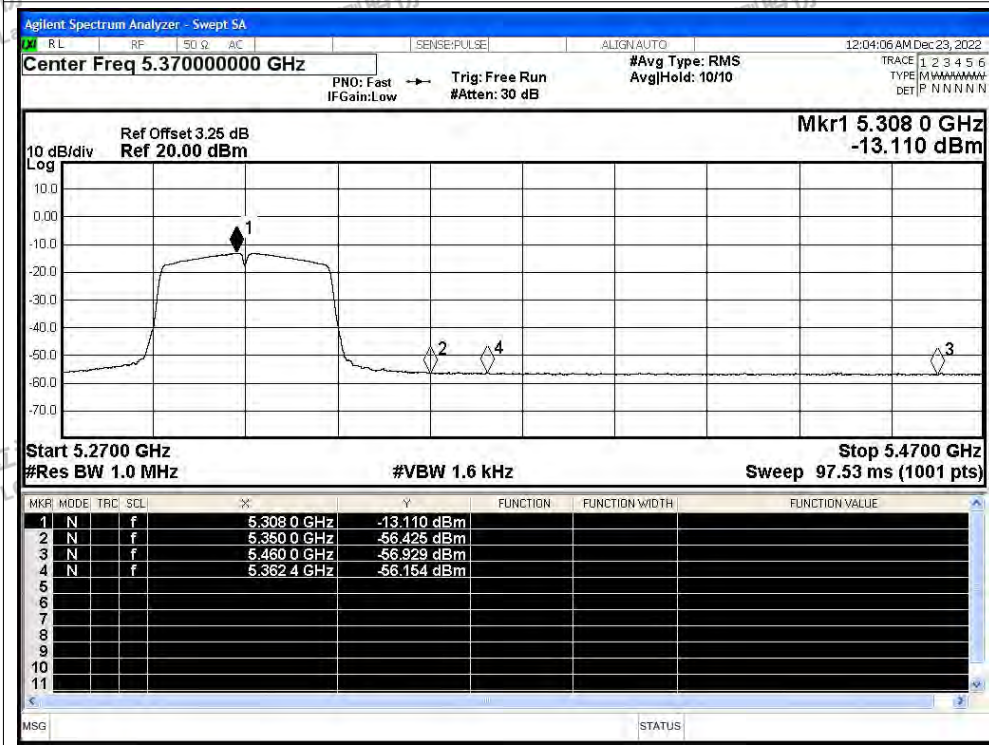




Restrict Band NVNT ac40 5310MHz Ant1 Peak

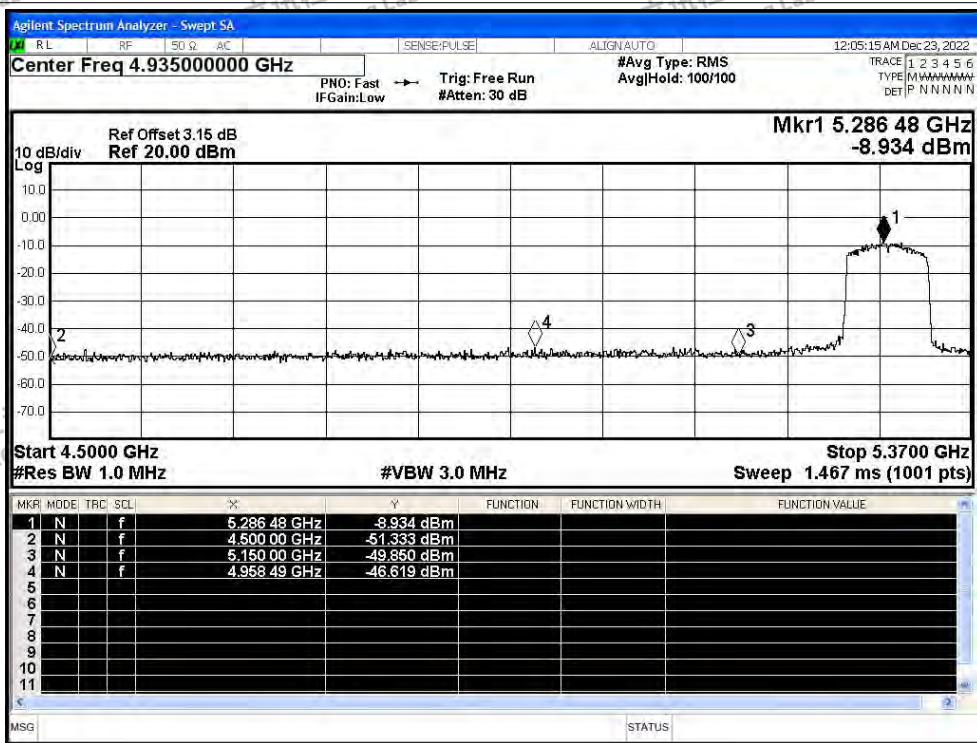


Restrict Band NVNT ac40 5310MHz Ant1 Average

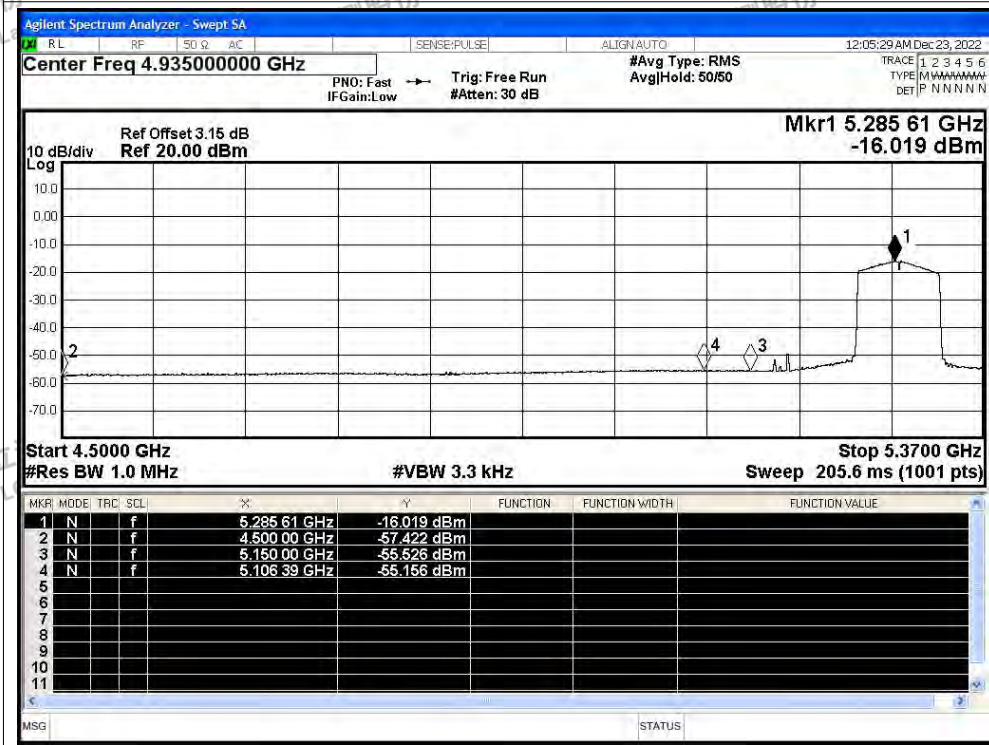




Restrict Band NVNT ac80 5290MHz Ant1 Peak

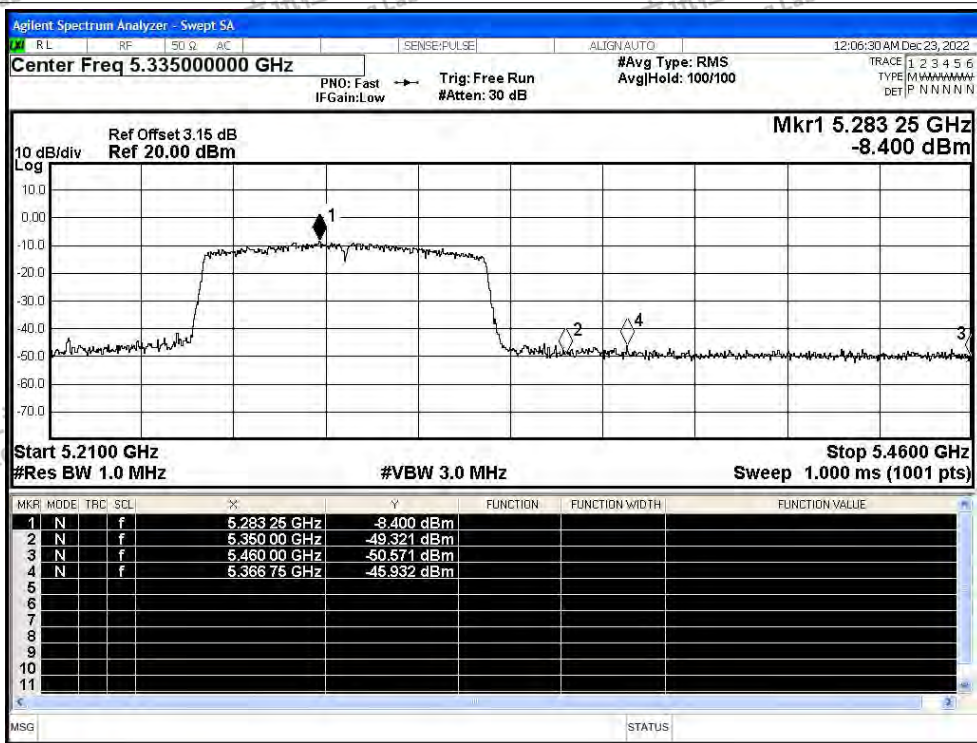


Restrict Band NVNT ac80 5290MHz Ant1 Average

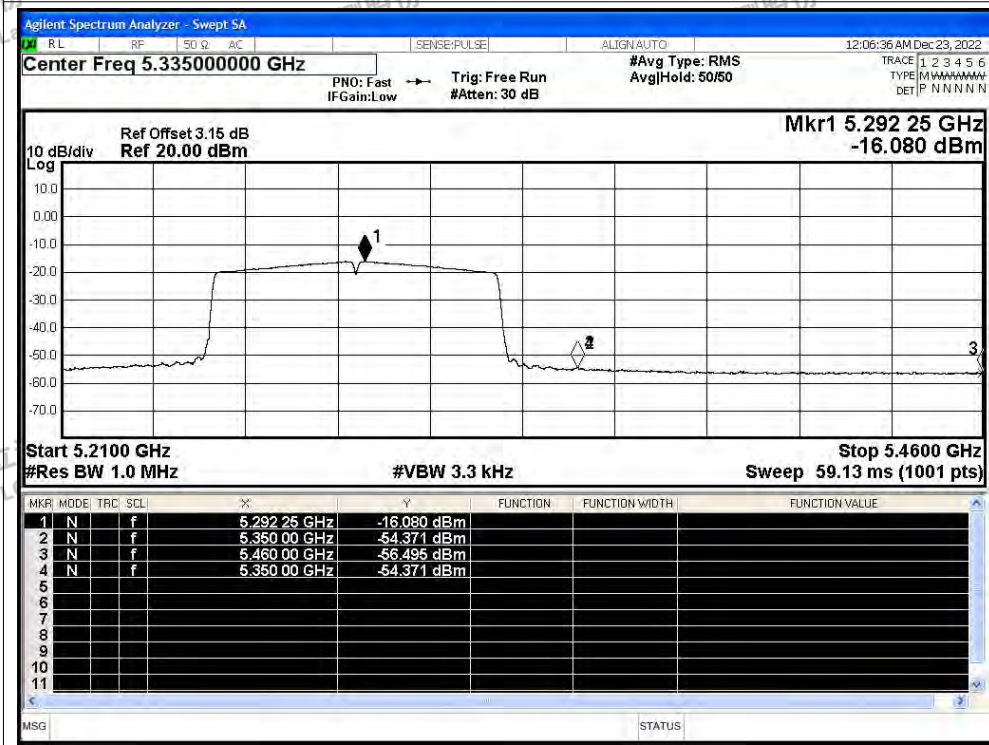




Restrict Band NVNT ac80 5290MHz Ant1 Peak



Restrict Band NVNT ac80 5290MHz Ant1 Average





D.5 Frequency Stability

| Condition | Mode | Frequency (MHz) | Antenna | Measured Frequency (MHz) | Frequency Error (Hz) | Deviation (ppm) | Limit (ppm) | Verdict |
|-----------|------|-----------------|---------|--------------------------|----------------------|-----------------|-------------|---------|
| NVNT | ac20 | 5260 | Ant1 | 5260 | 0 | 0 | 25 | Pass |
| NVNT | ac20 | 5300 | Ant1 | 5300 | 0 | 0 | 25 | Pass |
| NVNT | ac20 | 5320 | Ant1 | 5320 | 0 | 0 | 25 | Pass |
| NVNT | ac40 | 5270 | Ant1 | 5269.96 | -40000 | -7.59 | 25 | Pass |
| NVNT | ac40 | 5310 | Ant1 | 5310 | 0 | 0 | 25 | Pass |
| NVNT | ac80 | 5290 | Ant1 | 5290.08 | 80000 | 15.12 | 25 | Pass |

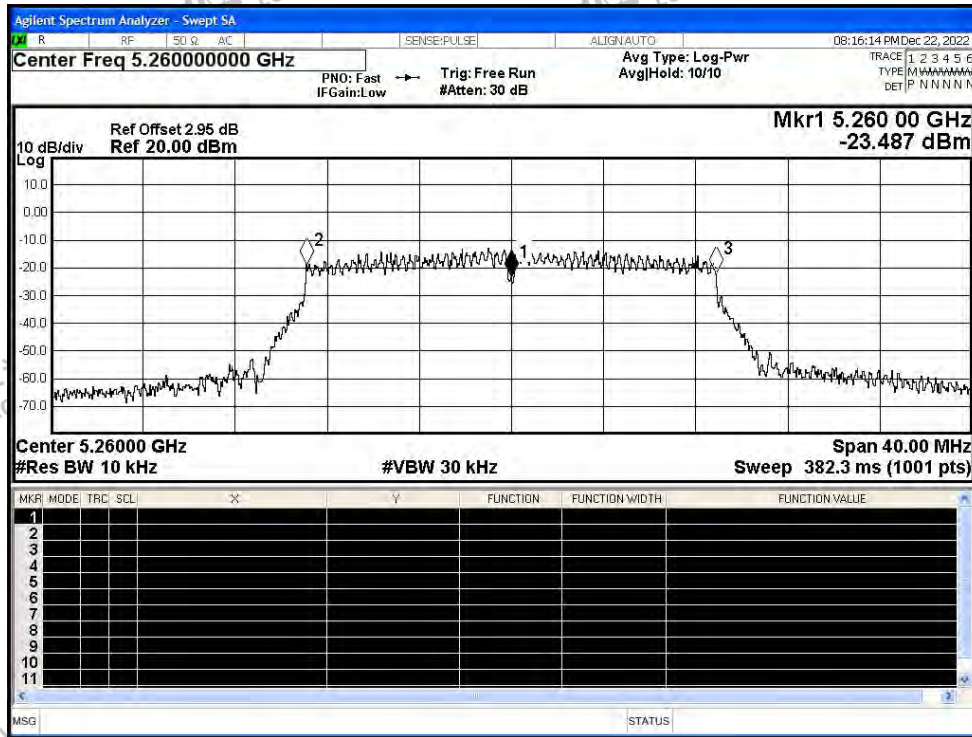


Shenzhen LCS Compliance Testing Laboratory Ltd.
 Add: 101, 201 Bldg A & 301 Bldg C, Juji Industrial Park Yabianxueziwei, Shajing Street, Baoan District, Shenzhen, 518000, China
 Tel: +(86) 0755-82591330 | E-mail: webmaster@lcs-cert.com | Web: www.lcs-cert.com
 Scan code to check authenticity

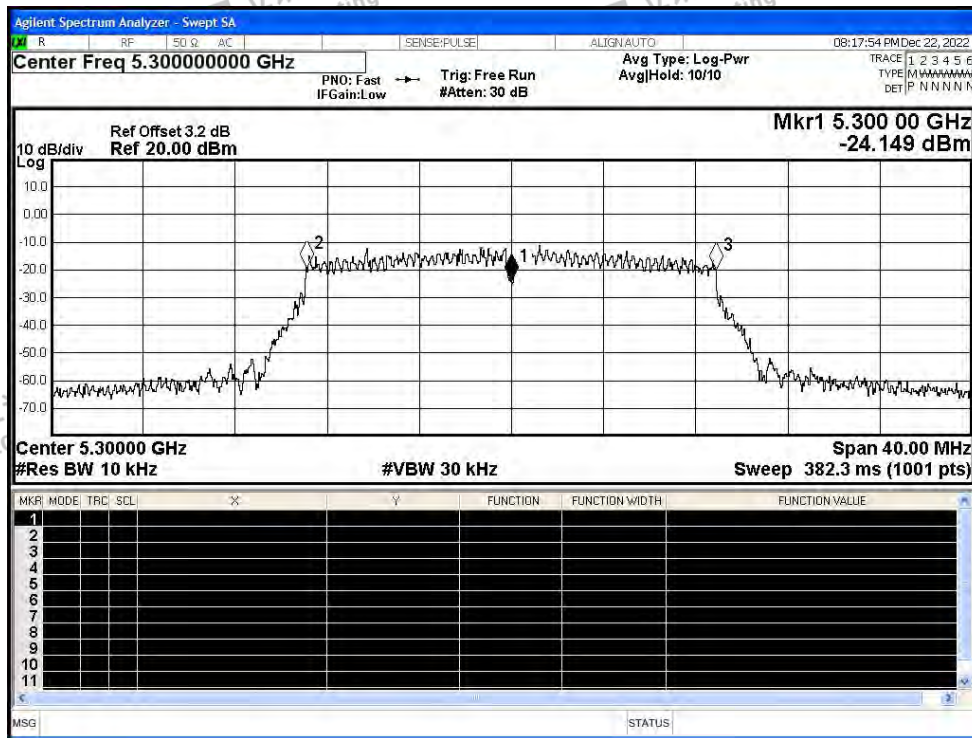


Test Graphs

Freq. Stability NVNT ac20 5260MHz Ant1

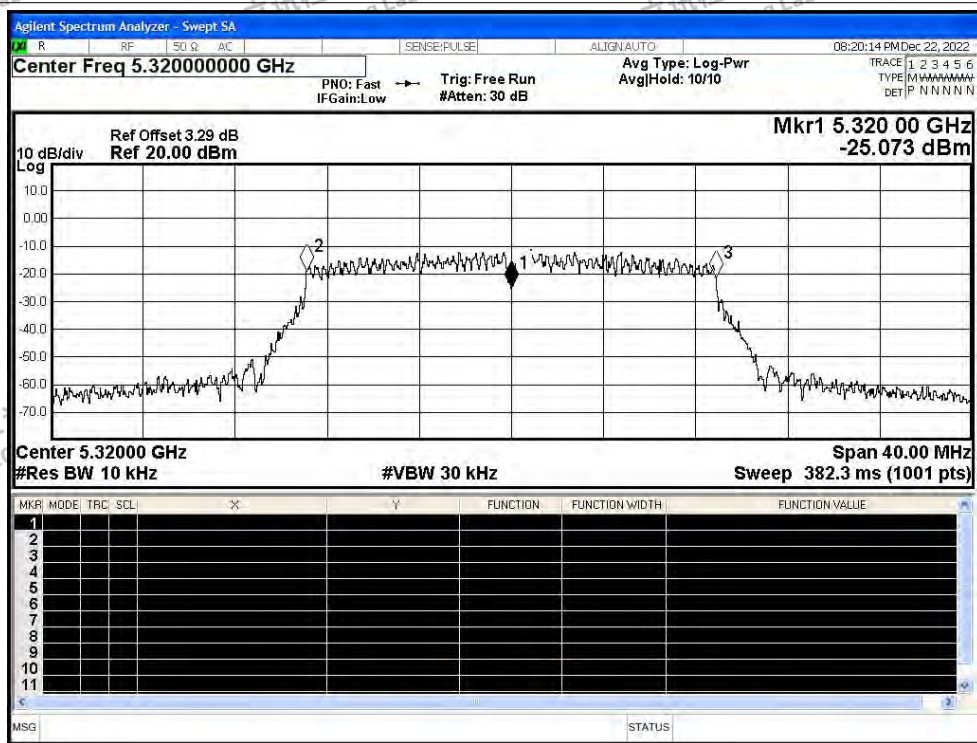


Freq. Stability NVNT ac20 5300MHz Ant1

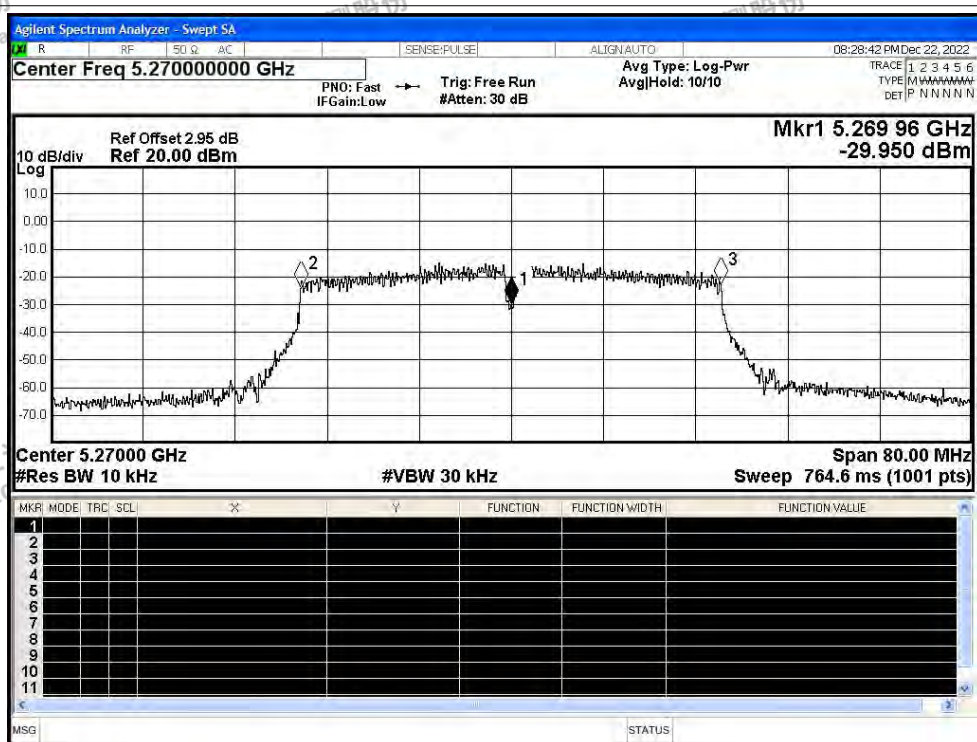




Freq. Stability NVNT ac20 5320MHz Ant1

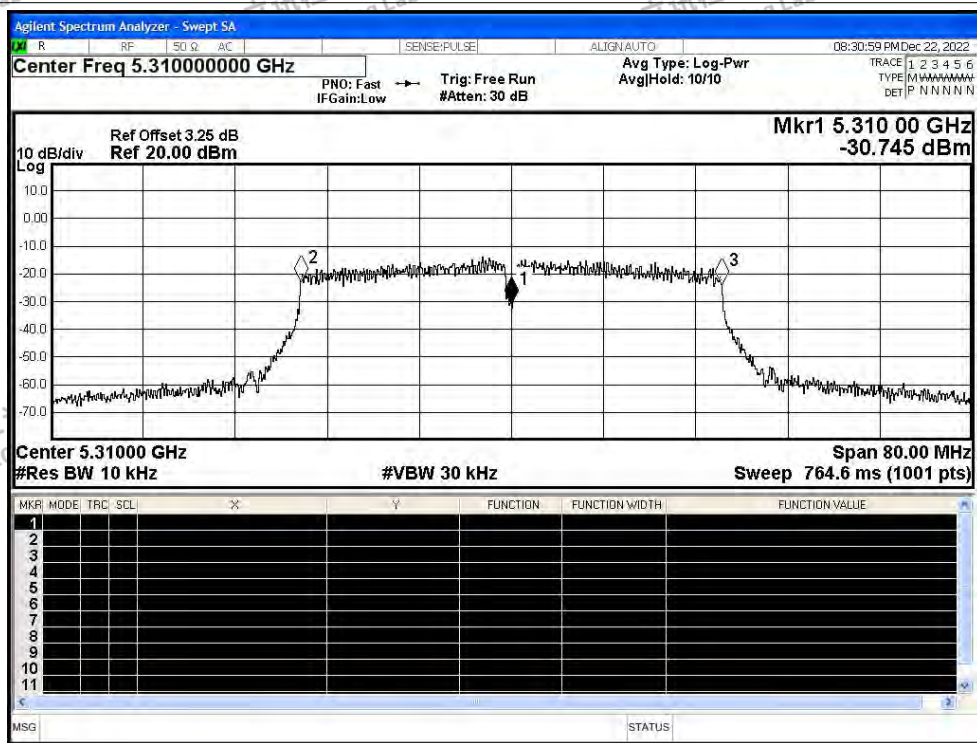


Freq. Stability NVNT ac40 5270MHz Ant1

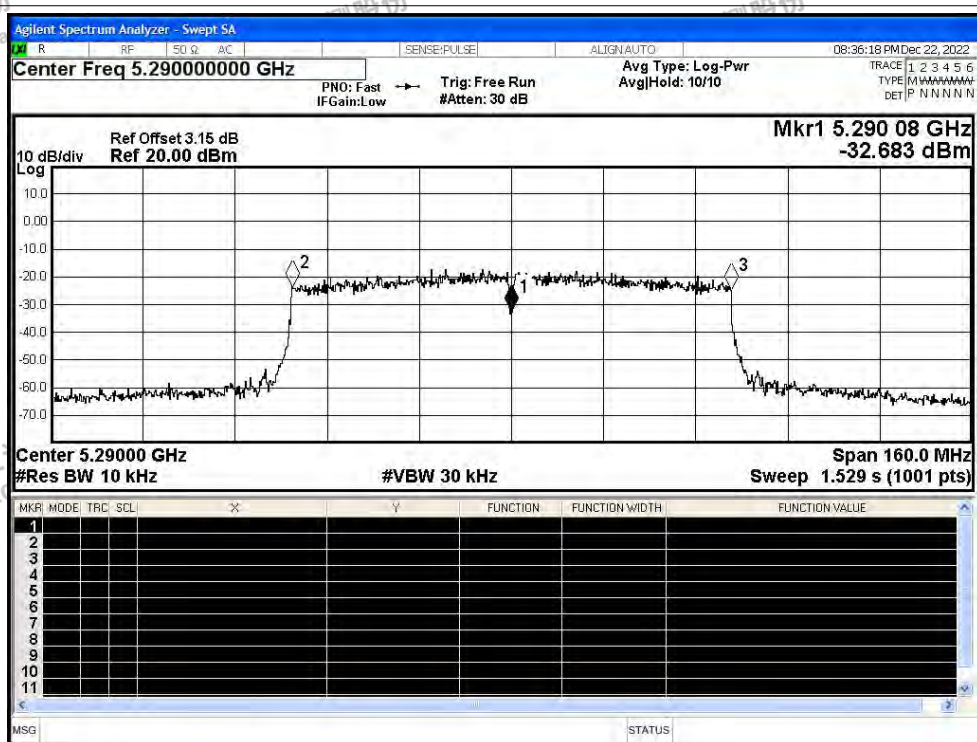




Freq. Stability NVNT ac40 5310MHz Ant1



Freq. Stability NVNT ac80 5290MHz Ant1





D.6 Duty Cycle

| Condition | Mode | Frequency (MHz) | Antenna | Duty Cycle (%) | Correction Factor (dB) | 1/T (kHz) |
|-----------|------|-----------------|---------|----------------|------------------------|-----------|
| NVNT | a | 5260 | Ant1 | 96.76 | 0.14 | 0.76 |
| NVNT | a | 5300 | Ant1 | 96.68 | 0.15 | 0.76 |
| NVNT | a | 5320 | Ant1 | 96.68 | 0.15 | 0.76 |
| NVNT | n20 | 5260 | Ant1 | 96.7 | 0.15 | 0.78 |
| NVNT | n20 | 5300 | Ant1 | 96.7 | 0.15 | 0.78 |
| NVNT | n20 | 5320 | Ant1 | 96.7 | 0.15 | 0.78 |
| NVNT | n40 | 5270 | Ant1 | 93.68 | 0.28 | 1.57 |
| NVNT | n40 | 5310 | Ant1 | 93.68 | 0.28 | 1.57 |
| NVNT | ac20 | 5260 | Ant1 | 96.76 | 0.14 | 0.76 |
| NVNT | ac20 | 5300 | Ant1 | 96.76 | 0.14 | 0.76 |
| NVNT | ac20 | 5320 | Ant1 | 96.68 | 0.15 | 0.76 |
| NVNT | ac40 | 5270 | Ant1 | 93.68 | 0.28 | 1.53 |
| NVNT | ac40 | 5310 | Ant1 | 93.82 | 0.28 | 1.53 |
| NVNT | ac80 | 5290 | Ant1 | 88.04 | 0.55 | 3.09 |

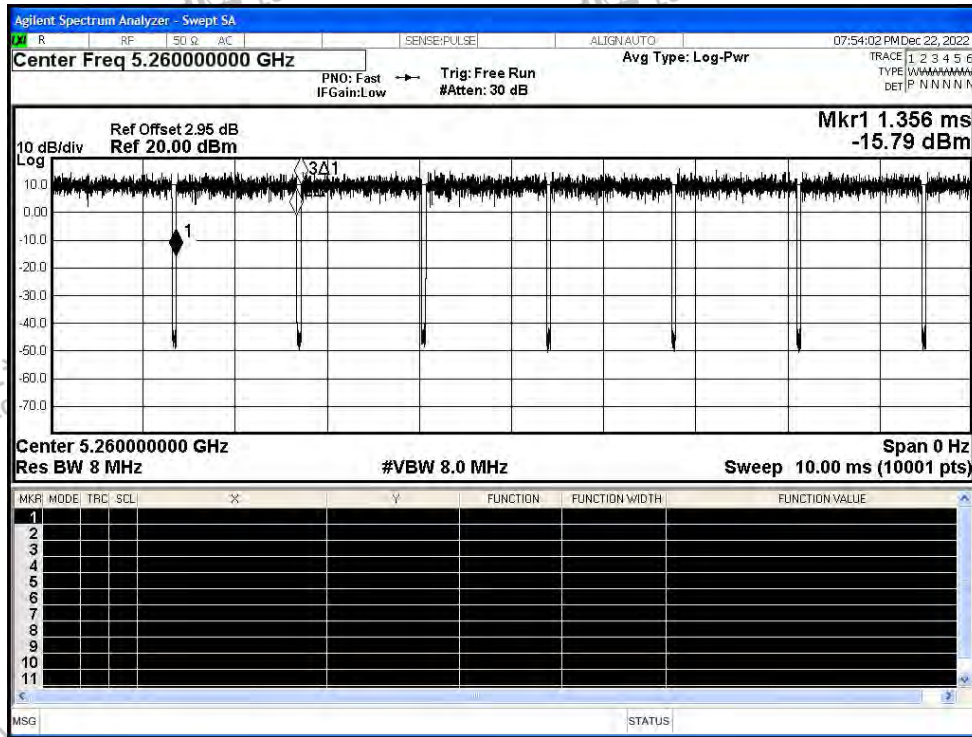


Shenzhen LCS Compliance Testing Laboratory Ltd.
 Add: 101, 201 Bldg A & 301 Bldg C, Juji Industrial Park Yabianxueziwei, Shajing Street, Baoan District, Shenzhen, 518000, China
 Tel: +(86) 0755-82591330 | E-mail: webmaster@lcs-cert.com | Web: www.lcs-cert.com
 Scan code to check authenticity

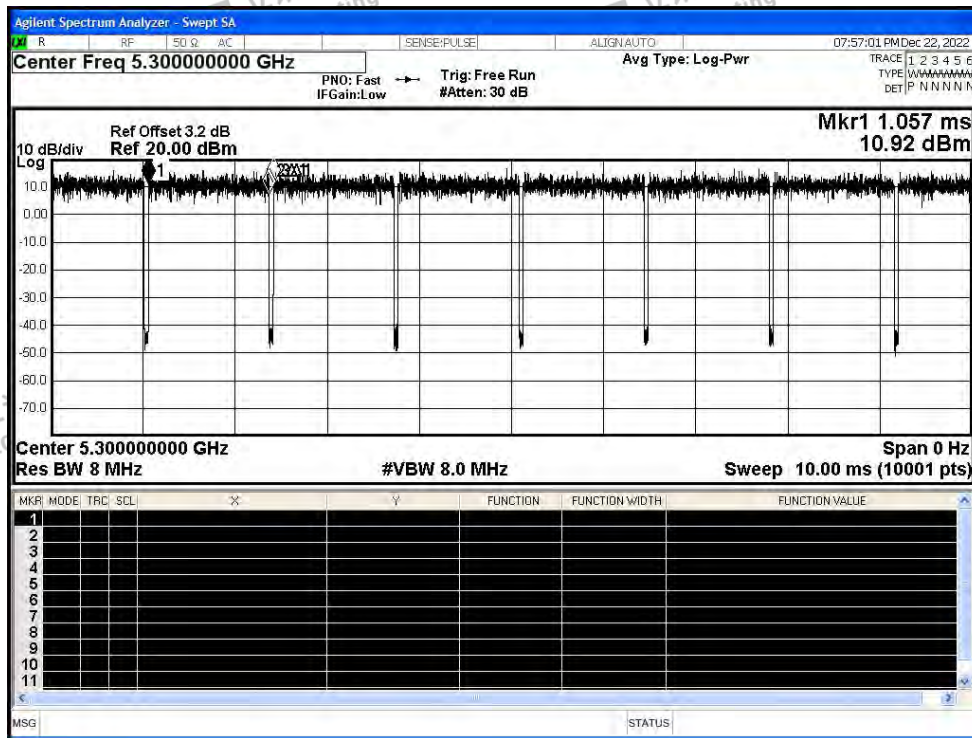


Test Graphs

Duty Cycle NVNT a 5260MHz Ant1

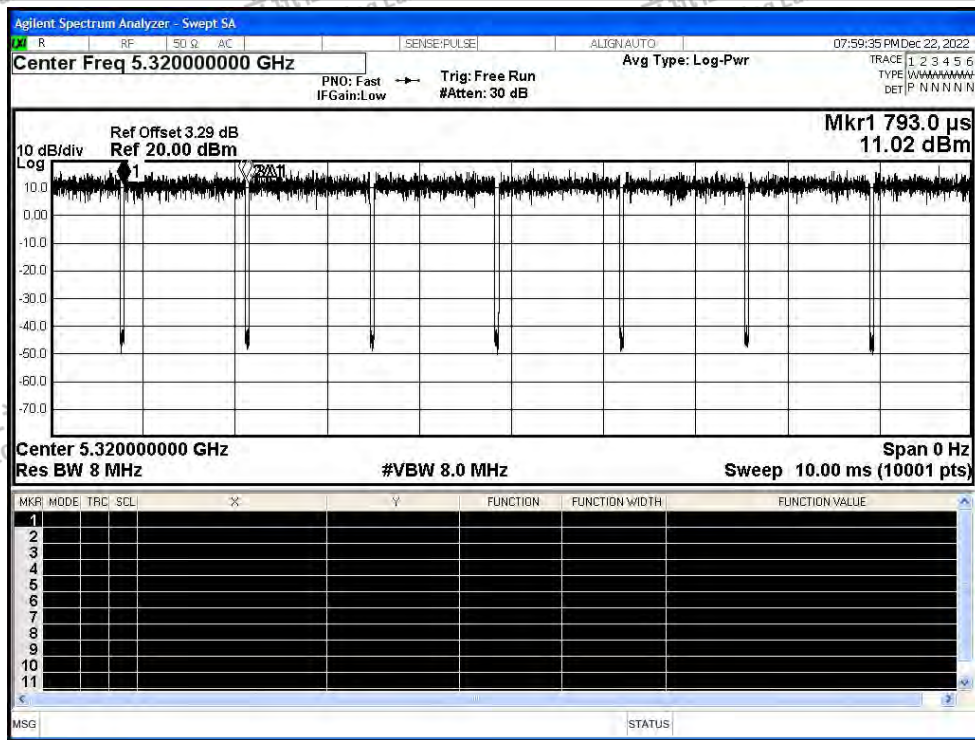


Duty Cycle NVNT a 5300MHz Ant1

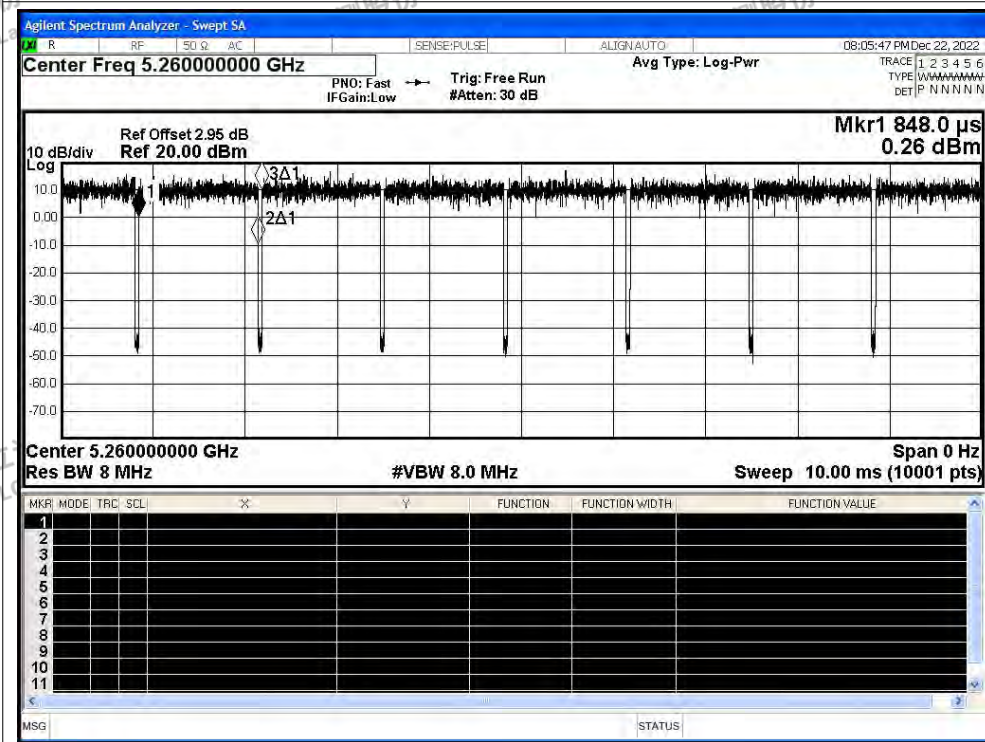




Duty Cycle NVNT a 5320MHz Ant1

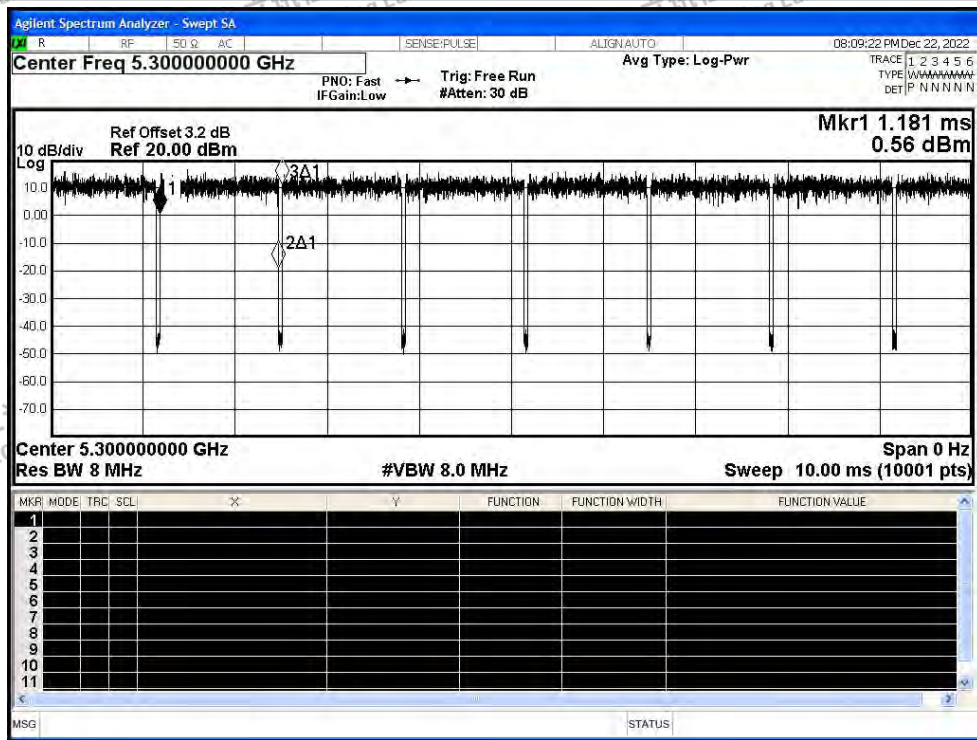


Duty Cycle NVNT n20 5260MHz Ant1

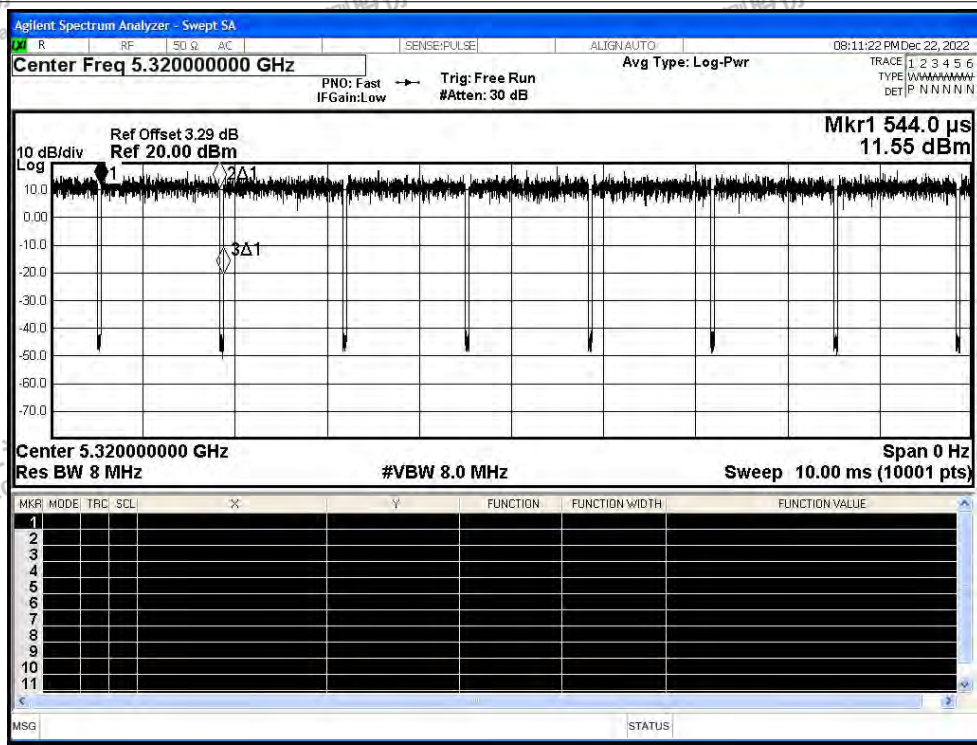




Duty Cycle NVNT n20 5300MHz Ant1

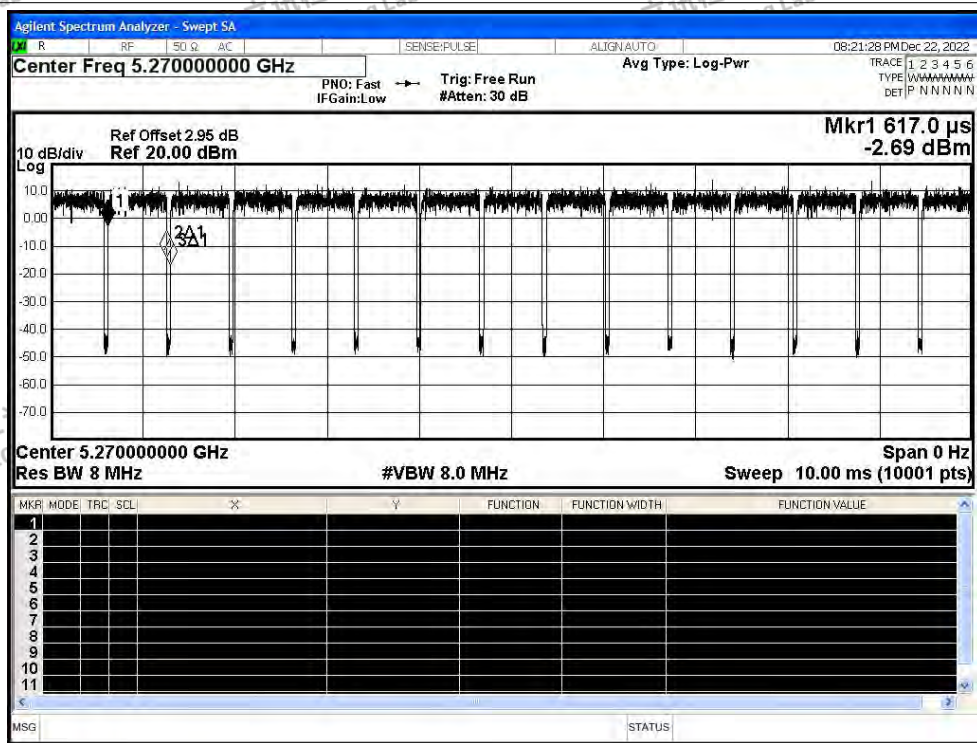


Duty Cycle NVNT n20 5320MHz Ant1

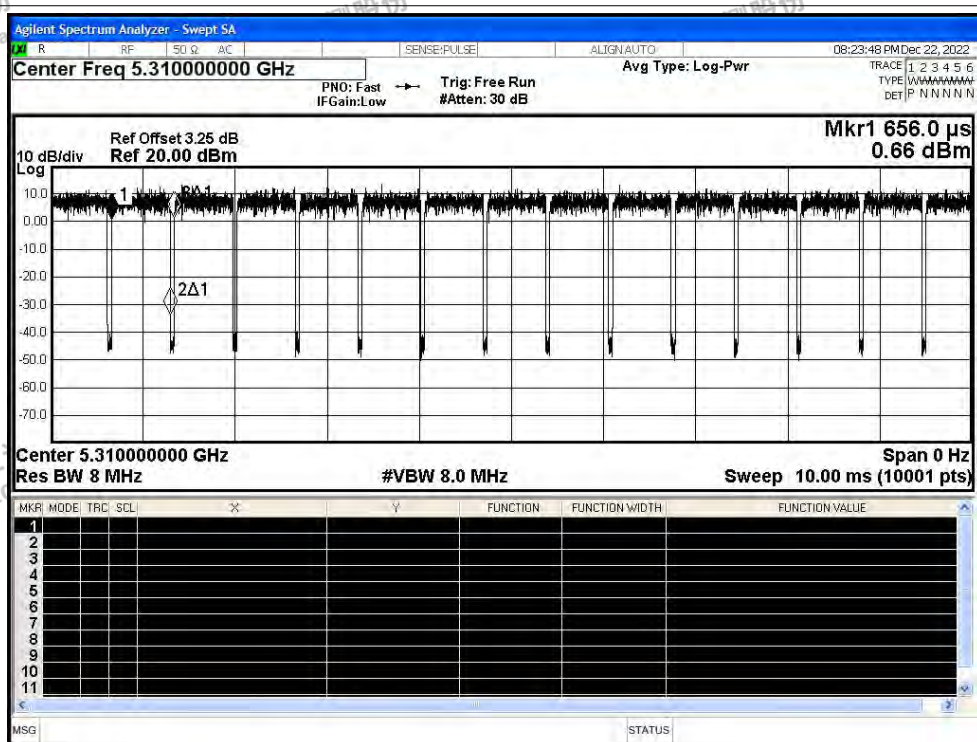




Duty Cycle NVNT n40 5270MHz Ant1

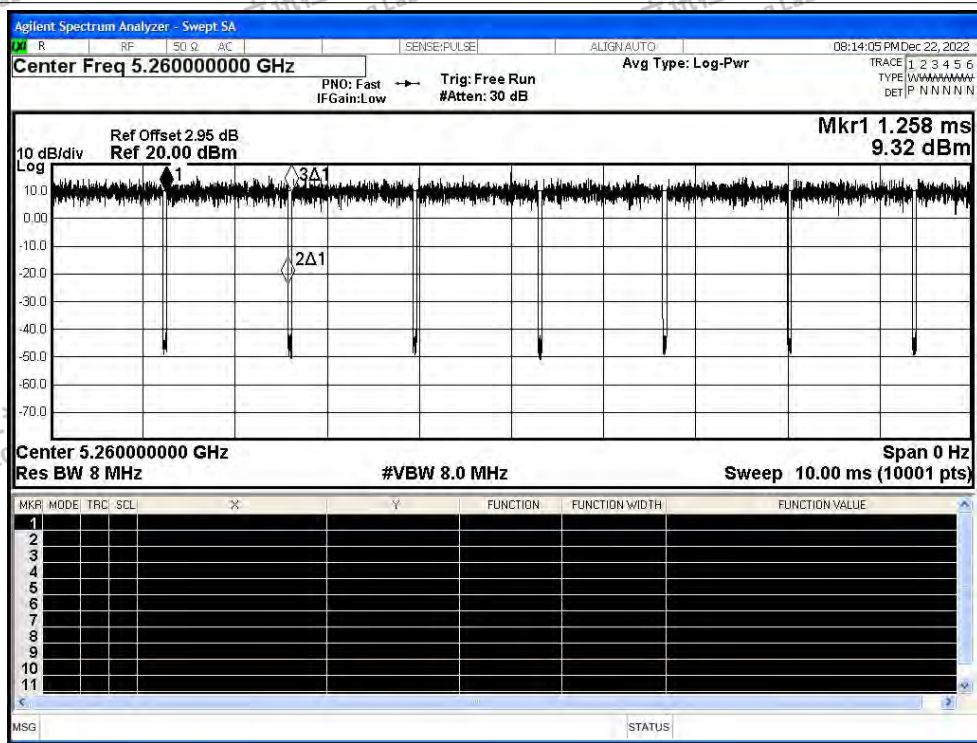


Duty Cycle NVNT n40 5310MHz Ant1

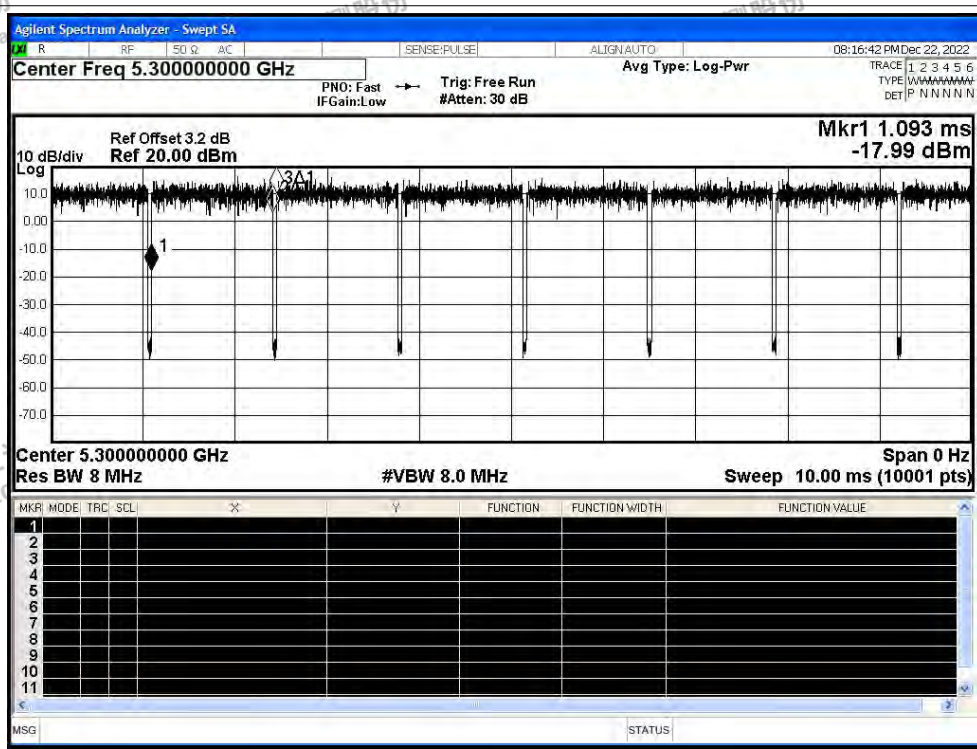




Duty Cycle NVNT ac20 5260MHz Ant1

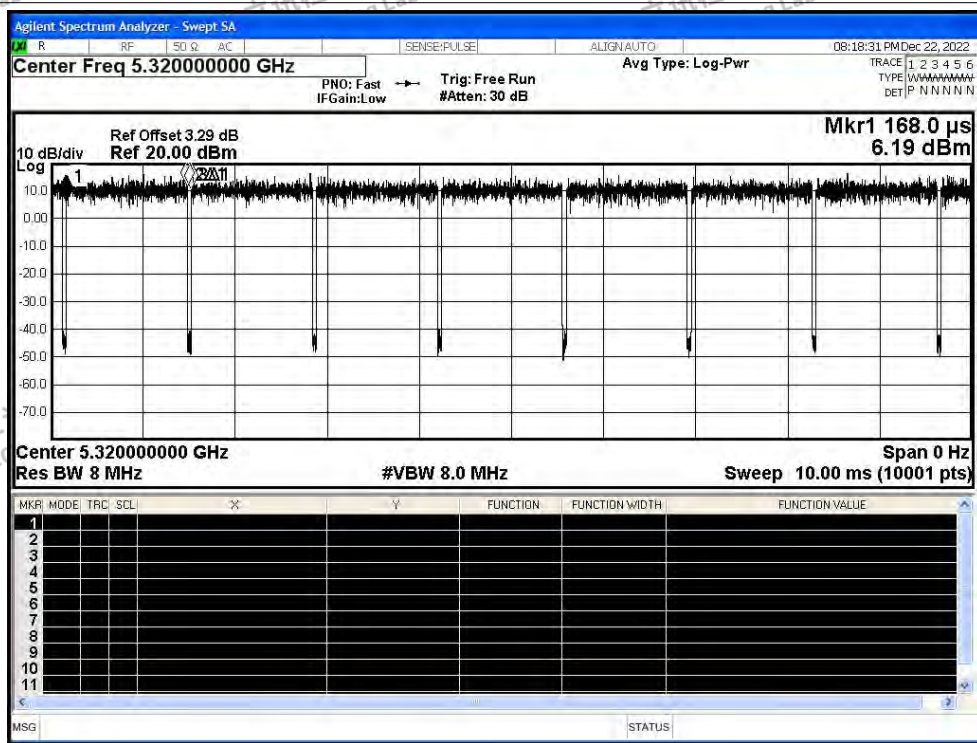


Duty Cycle NVNT ac20 5300MHz Ant1

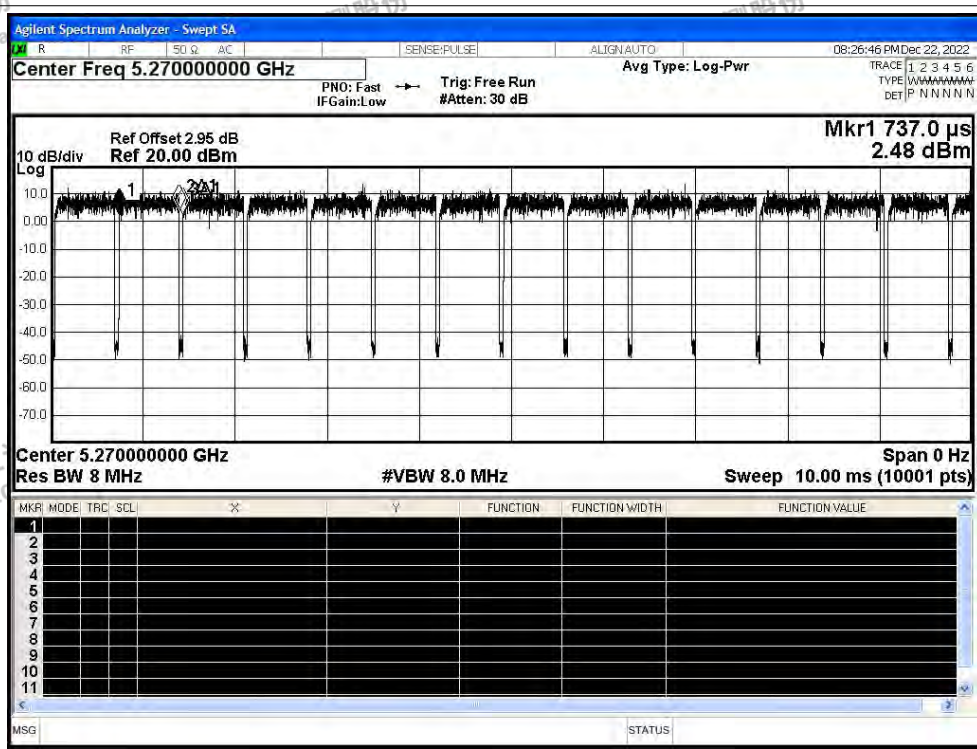




Duty Cycle NVNT ac20 5320MHz Ant1

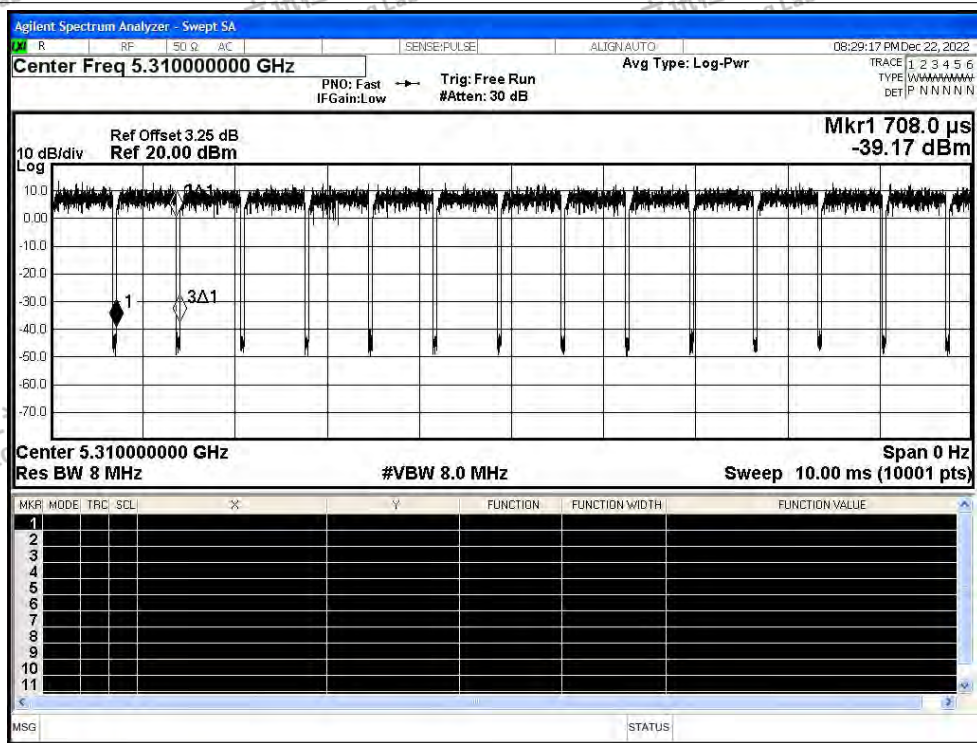


Duty Cycle NVNT ac40 5270MHz Ant1





Duty Cycle NVNT ac40 5310MHz Ant1



Duty Cycle NVNT ac80 5290MHz Ant1

