

Appendix F: Conducted Spurious Emission

Test Result

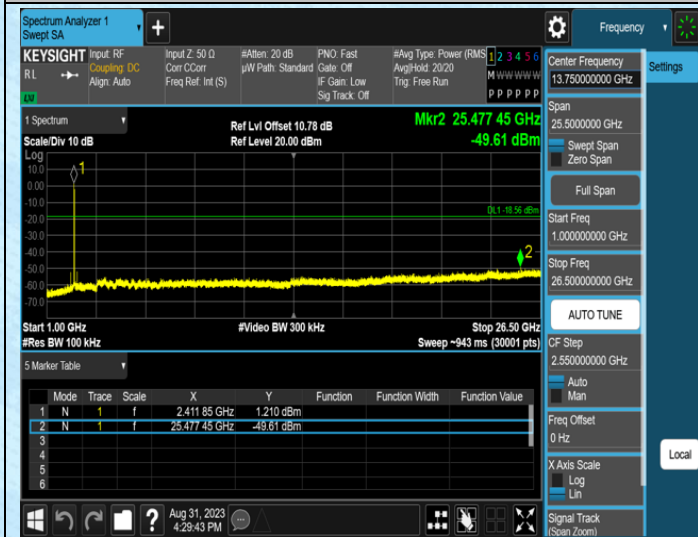
Test Mode	Antenna	Frequency[MHz]	Rate	FreqRange [Mhz]	RefLevel [dBm]	Result [dBm]	Limit [dBm]	Verdict
11B	Ant1	2412	1Mbps	0~Reference	1.44	1.44	---	PASS
11B	Ant1	2412	1Mbps	30~1000	1.44	-61.16	≤-18.56	PASS
11B	Ant1	2412	1Mbps	1000~26500	1.44	-49.61	≤-18.56	PASS
11B	Ant1	2437	1Mbps	0~Reference	0.20	0.20	---	PASS
11B	Ant1	2437	1Mbps	30~1000	0.20	-61.84	≤-19.8	PASS
11B	Ant1	2437	1Mbps	1000~26500	0.20	-49.88	≤-19.8	PASS
11B	Ant1	2462	1Mbps	0~Reference	0.22	0.22	---	PASS
11B	Ant1	2462	1Mbps	30~1000	0.22	-61.89	≤-19.78	PASS
11B	Ant1	2462	1Mbps	1000~26500	0.22	-45.11	≤-19.78	PASS
11G	Ant1	2412	6Mbps	0~Reference	-6.44	-6.44	---	PASS
11G	Ant1	2412	6Mbps	30~1000	-6.44	-62.01	≤-26.44	PASS
11G	Ant1	2412	6Mbps	1000~26500	-6.44	-43.07	≤-26.44	PASS
11G	Ant1	2437	6Mbps	0~Reference	-6.44	-6.44	---	PASS
11G	Ant1	2437	6Mbps	30~1000	-6.44	-62.19	≤-26.44	PASS
11G	Ant1	2437	6Mbps	1000~26500	-6.44	-49.47	≤-26.44	PASS
11G	Ant1	2462	6Mbps	0~Reference	-6.01	-6.01	---	PASS
11G	Ant1	2462	6Mbps	30~1000	-6.01	-56.82	≤-26.01	PASS
11G	Ant1	2462	6Mbps	1000~26500	-6.01	-47.02	≤-26.01	PASS
11N20SISO	Ant1	2412	MCS0	0~Reference	-3.33	-3.33	---	PASS
11N20SISO	Ant1	2412	MCS0	30~1000	-3.33	-62.1	≤-23.33	PASS
11N20SISO	Ant1	2412	MCS0	1000~26500	-3.33	-49.97	≤-23.33	PASS
11N20SISO	Ant1	2437	MCS0	0~Reference	-5.75	-5.75	---	PASS
11N20SISO	Ant1	2437	MCS0	30~1000	-5.75	-61.48	≤-25.75	PASS
11N20SISO	Ant1	2437	MCS0	1000~26500	-5.75	-43.31	≤-25.75	PASS
11N20SISO	Ant1	2462	MCS0	0~Reference	-4.93	-4.93	---	PASS
11N20SISO	Ant1	2462	MCS0	30~1000	-4.93	-61.6	≤-24.93	PASS
11N20SISO	Ant1	2462	MCS0	1000~26500	-4.93	-49.68	≤-24.93	PASS
11N40SISO	Ant1	2422	MCS0	0~Reference	-7.26	-7.26	---	PASS
11N40SISO	Ant1	2422	MCS0	30~1000	-7.26	-61.74	≤-27.26	PASS
11N40SISO	Ant1	2422	MCS0	1000~26500	-7.26	-48.23	≤-27.26	PASS
11N40SISO	Ant1	2437	MCS0	0~Reference	-5.44	-5.44	---	PASS
11N40SISO	Ant1	2437	MCS0	30~1000	-5.44	-61.99	≤-25.44	PASS
11N40SISO	Ant1	2437	MCS0	1000~26500	-5.44	-47.76	≤-25.44	PASS
11N40SISO	Ant1	2452	MCS0	0~Reference	-7.88	-7.88	---	PASS
11N40SISO	Ant1	2452	MCS0	30~1000	-7.88	-62.27	≤-27.88	PASS
11N40SISO	Ant1	2452	MCS0	1000~26500	-7.88	-43.36	≤-27.88	PASS

Test Graphs



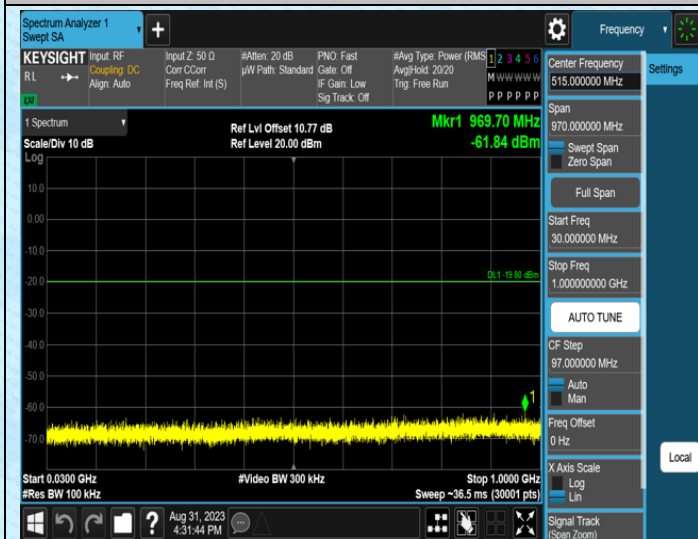
11B-Ant1-2412-0~Reference

11B-Ant1-2412-30~1000



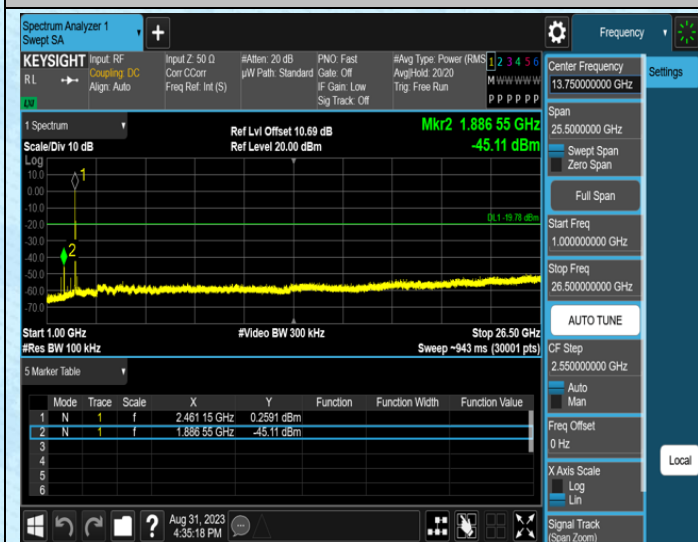
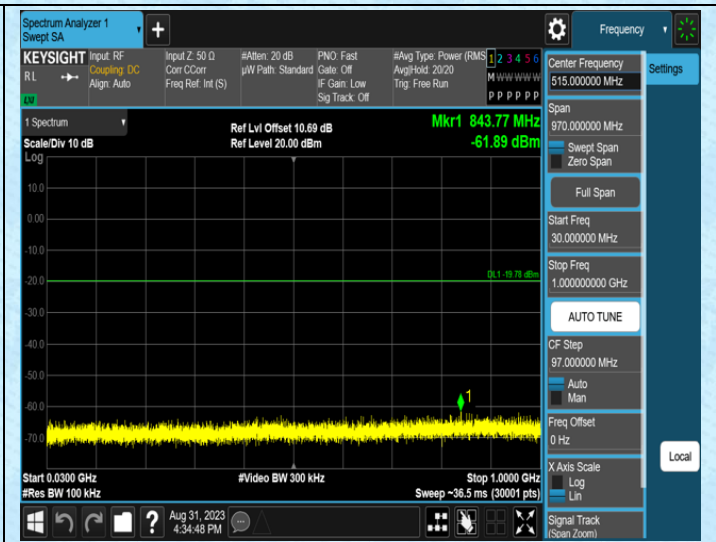
11B-Ant1-2412-1000~26500

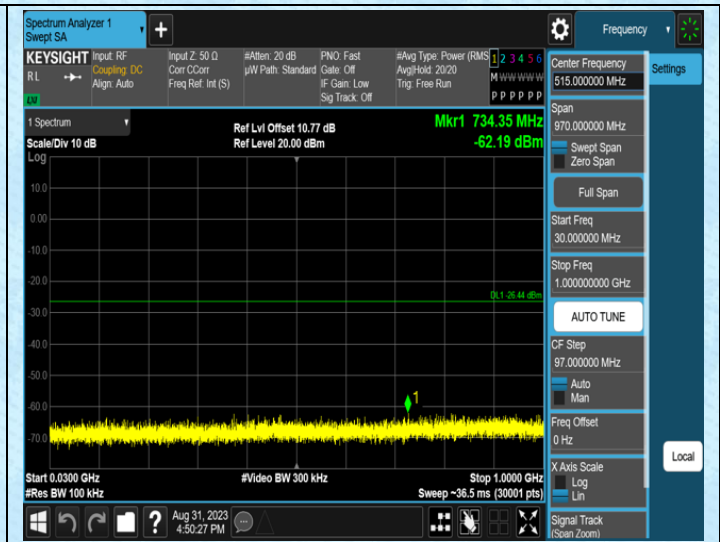
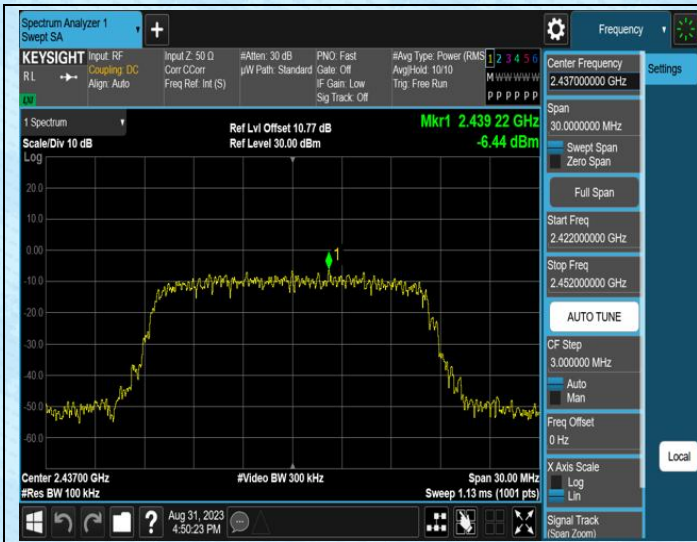
11B-Ant1-2437-0~Reference

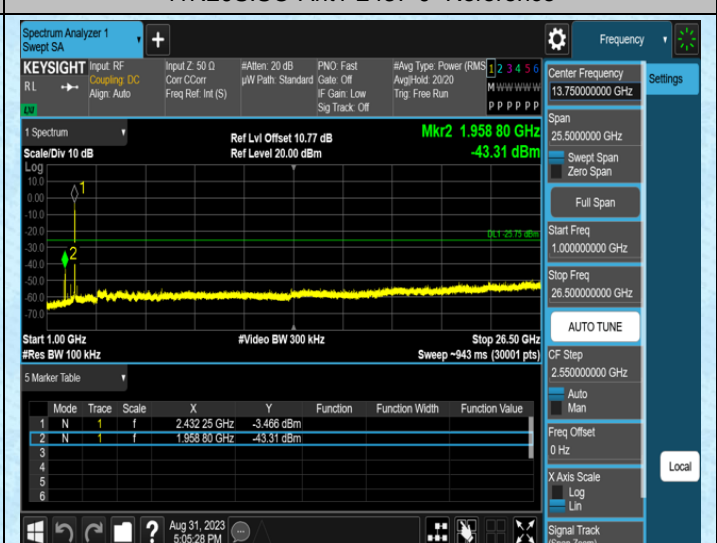
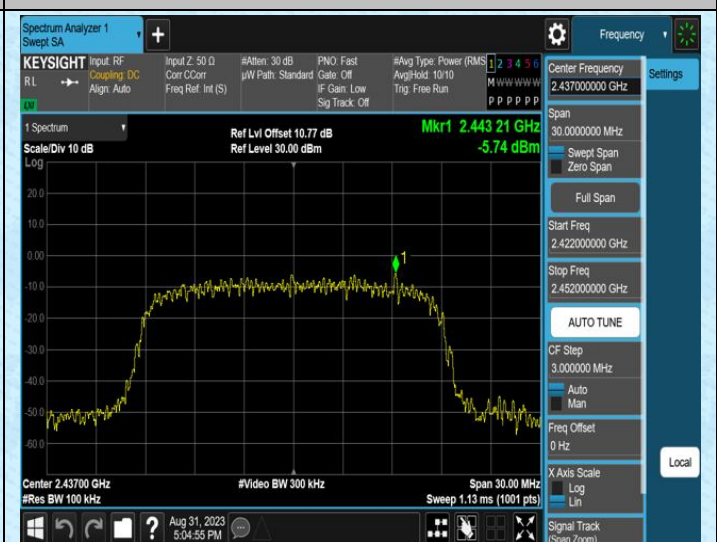
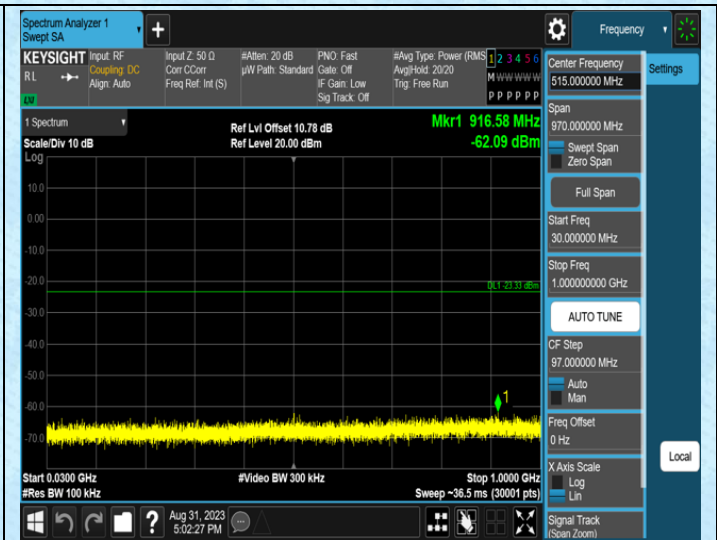


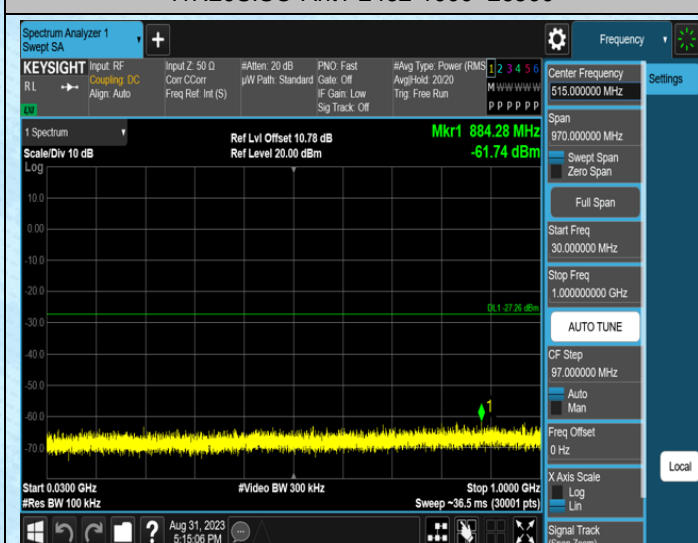
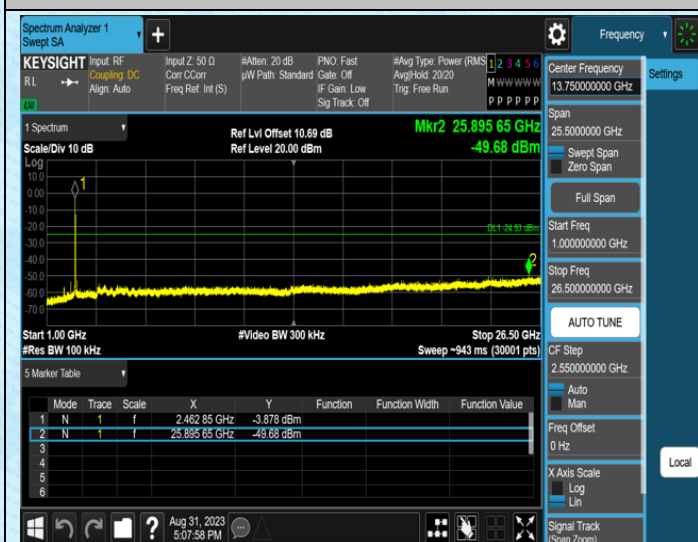
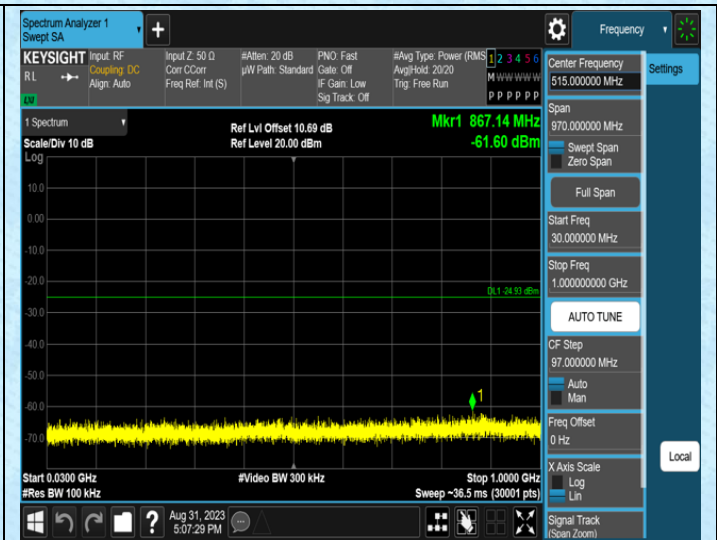
11B-Ant1-2437-30~1000

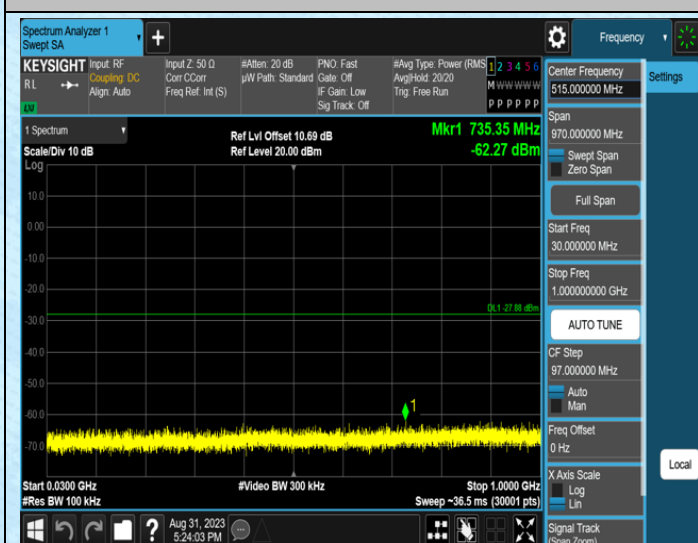
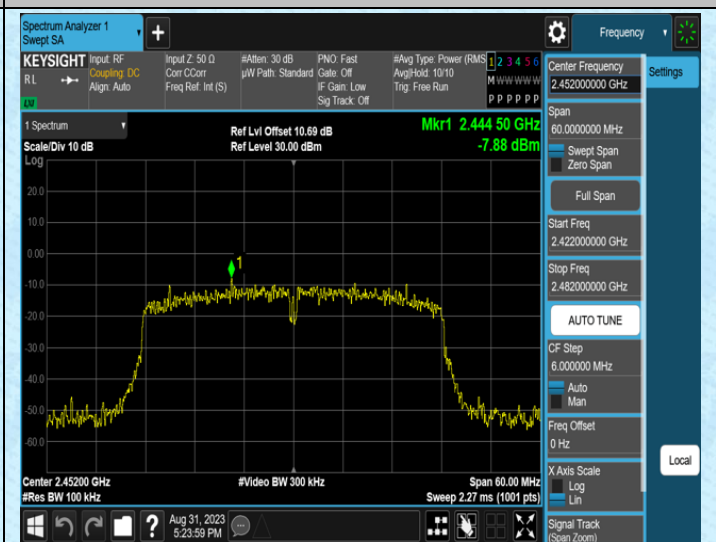
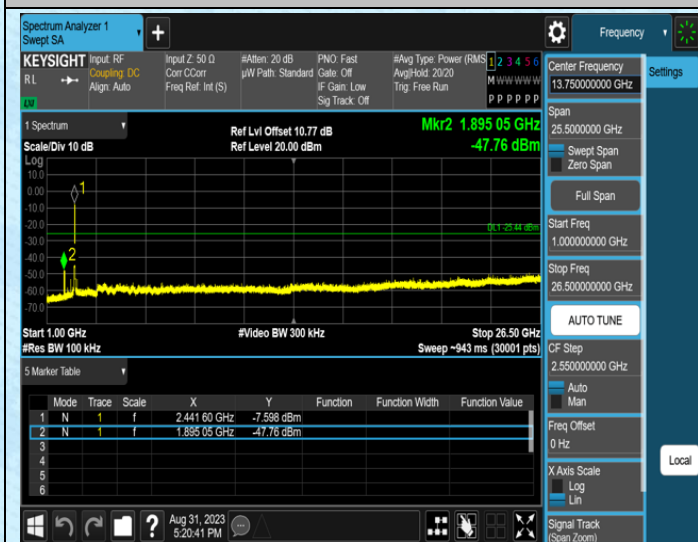
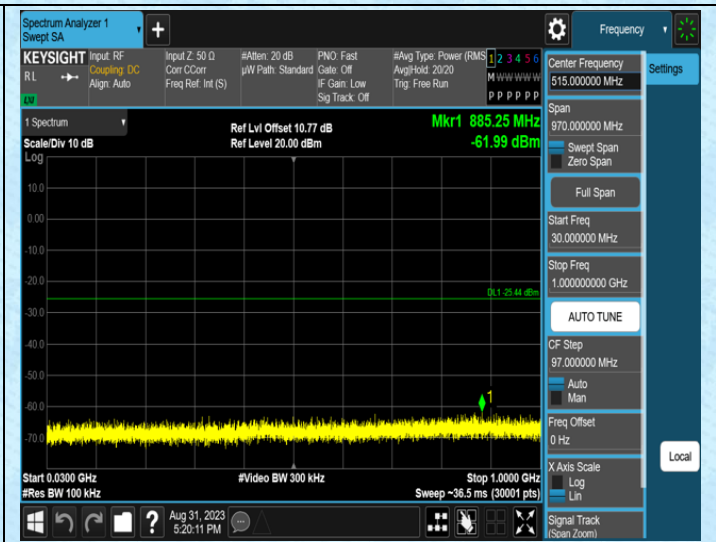
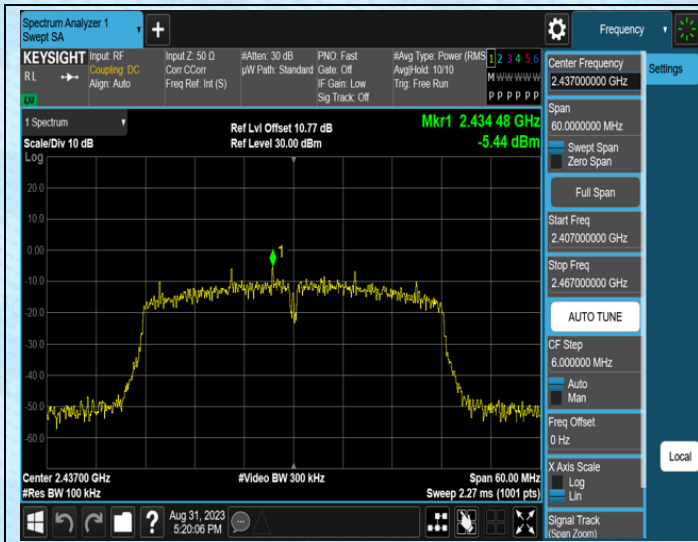
11B-Ant1-2437-1000~26500









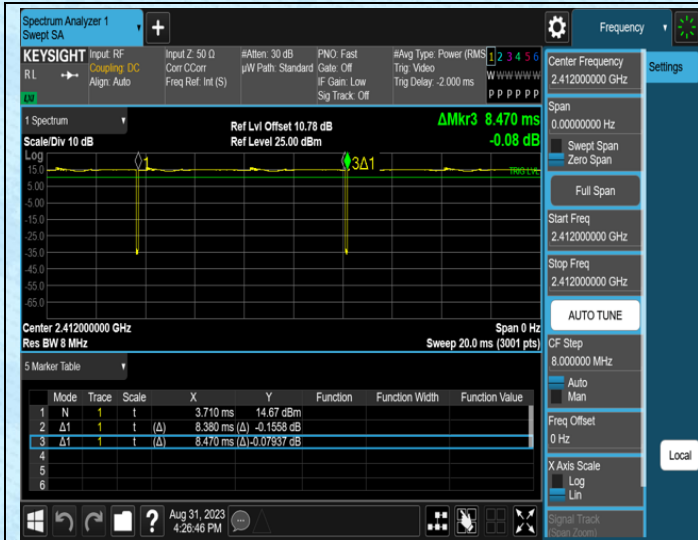


AppendixG: Duty Cycle

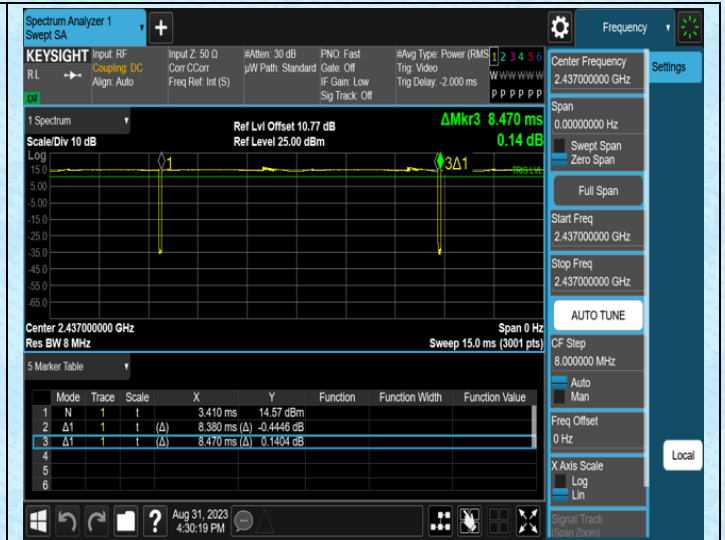
Test Result

Test Mode	Antenna	Frequency[MHz]	Rate	Transmission Duration [ms]	Transmission Period [ms]	Duty Cycle [%]	Factor
11B	Ant1	2412	1Mbps	8.38	8.47	98.94	0.05
11B	Ant1	2437	1Mbps	8.38	8.47	98.94	0.05
11B	Ant1	2462	1Mbps	8.38	8.47	98.94	0.05
11G	Ant1	2412	6Mbps	1.39	1.41	98.58	0.06
11G	Ant1	2437	6Mbps	1.39	1.41	98.58	0.06
11G	Ant1	2462	6Mbps	1.39	1.41	98.58	0.06
11N20SISO	Ant1	2412	MCS0	1.30	1.32	98.48	0.07
11N20SISO	Ant1	2437	MCS0	1.30	1.32	98.48	0.07
11N20SISO	Ant1	2462	MCS0	1.30	1.32	98.48	0.07
11N40SISO	Ant1	2422	MCS0	0.65	0.66	98.48	0.07
11N40SISO	Ant1	2437	MCS0	0.64	0.65	98.46	0.07
11N40SISO	Ant1	2452	MCS0	0.65	0.66	98.48	0.07

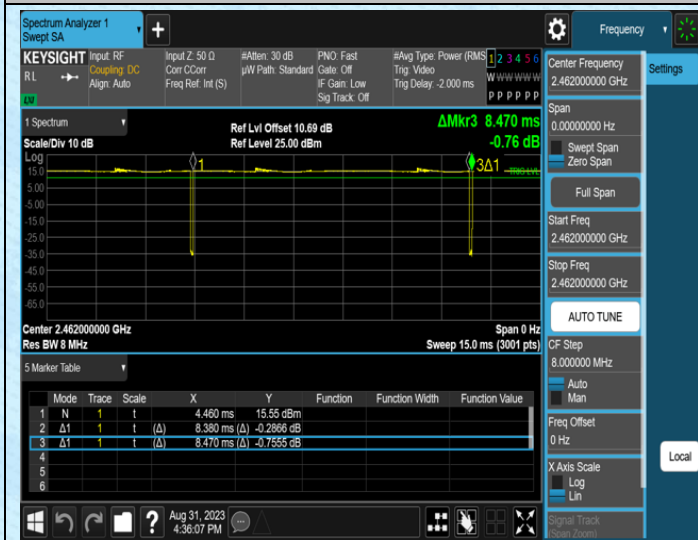
Test Graphs



NTNV-11B-Ant1-2412



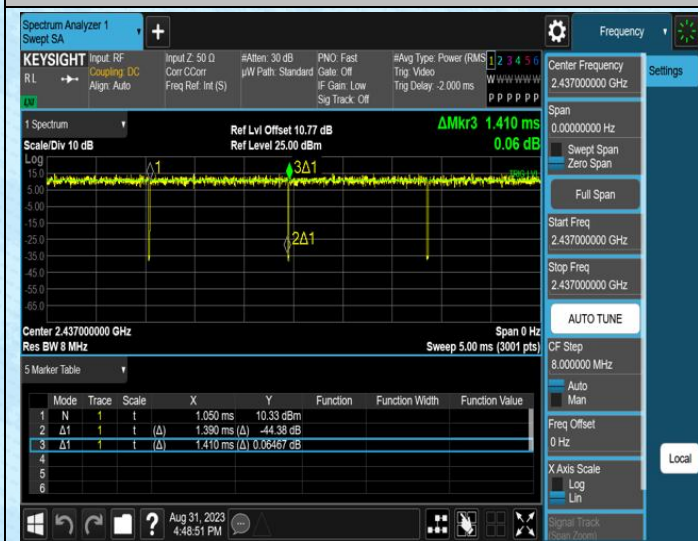
NTNV-11B-Ant1-2437



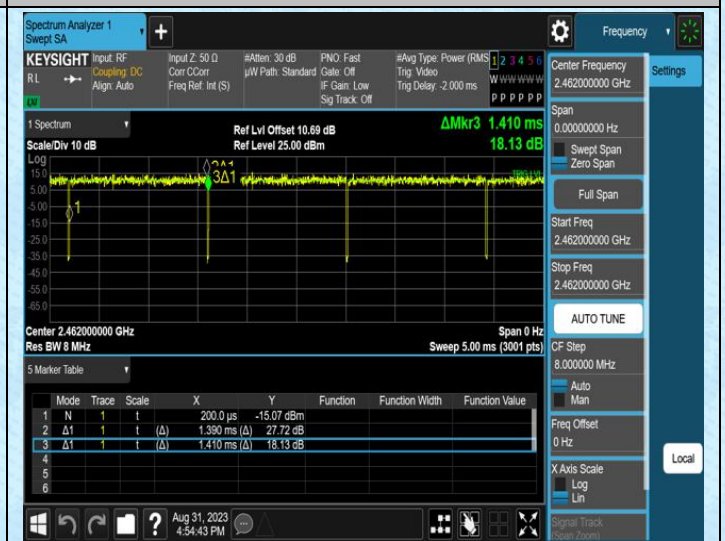
NTNV-11B-Ant1-2462



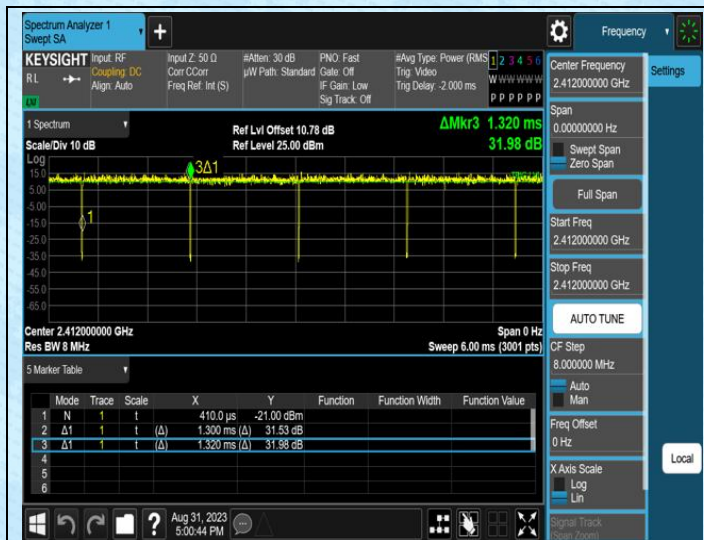
NTNV-11G-Ant1-2412



NTNV-11G-Ant1-2437



NTNV-11G-Ant1-2462



NTNV-11N20SISO-Ant1-2412



NTNV-11N20SISO-Ant1-2437



NTNV-11N20SISO-Ant1-2462



NTNV-11N40SISO-Ant1-2422



NTNV-11N40SISO-Ant1-2437



NTNV-11N40SISO-Ant1-2452

-----End-----