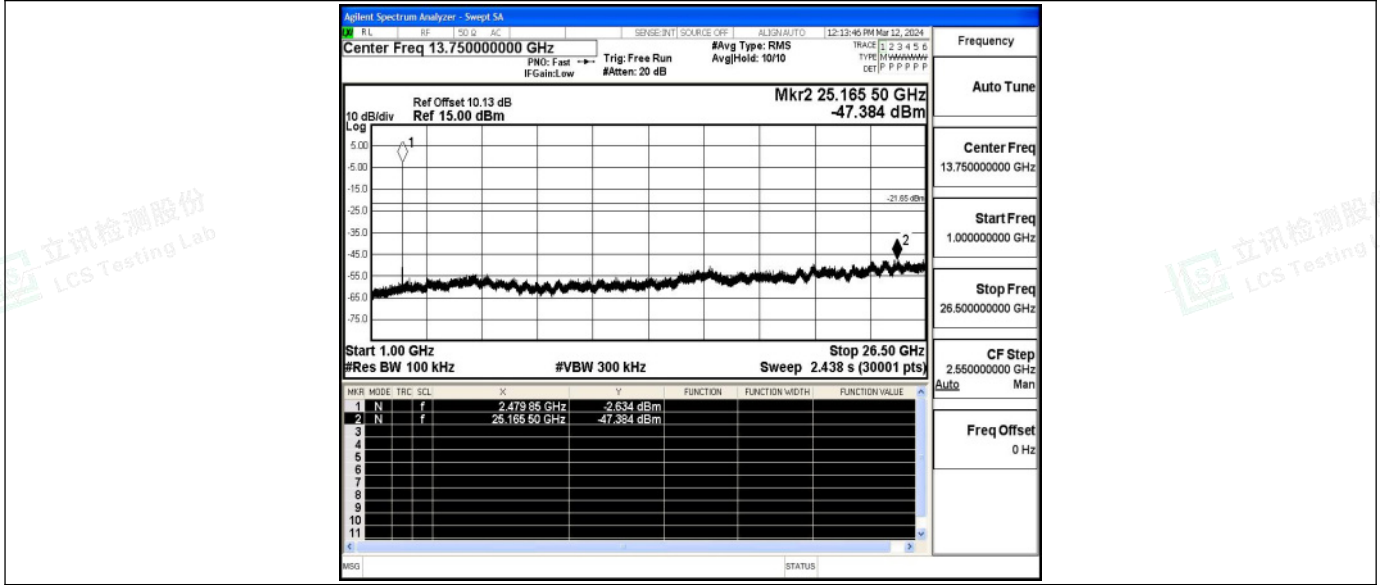
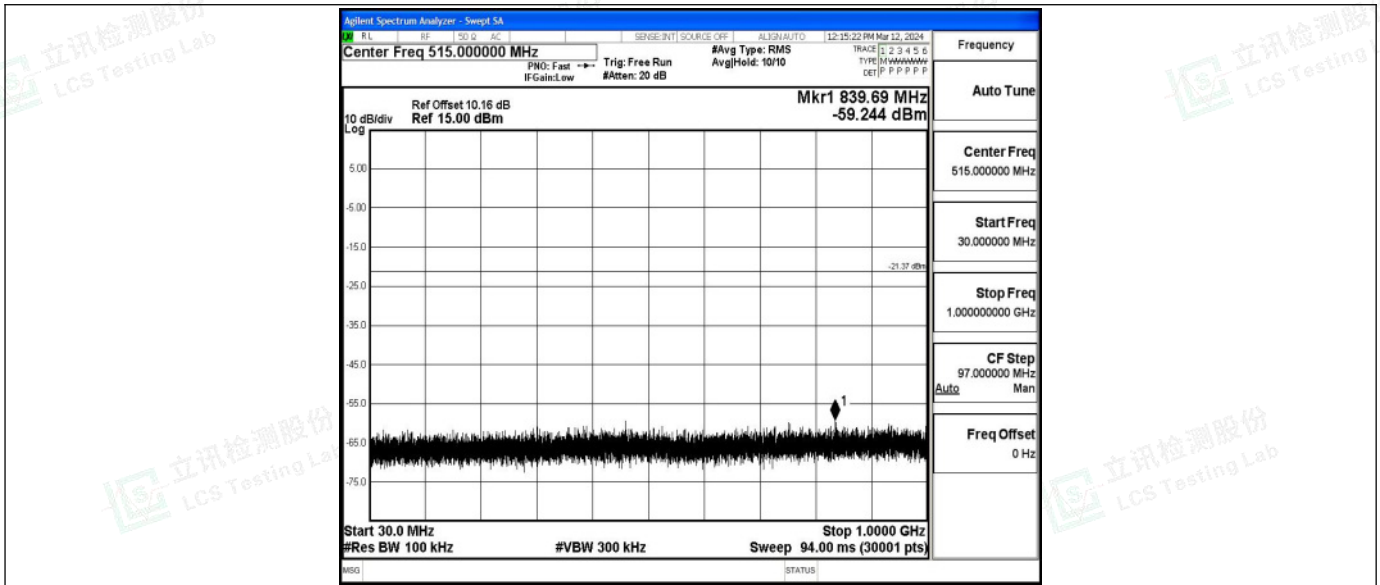


2DH5_Ant1_2480_1000~26500

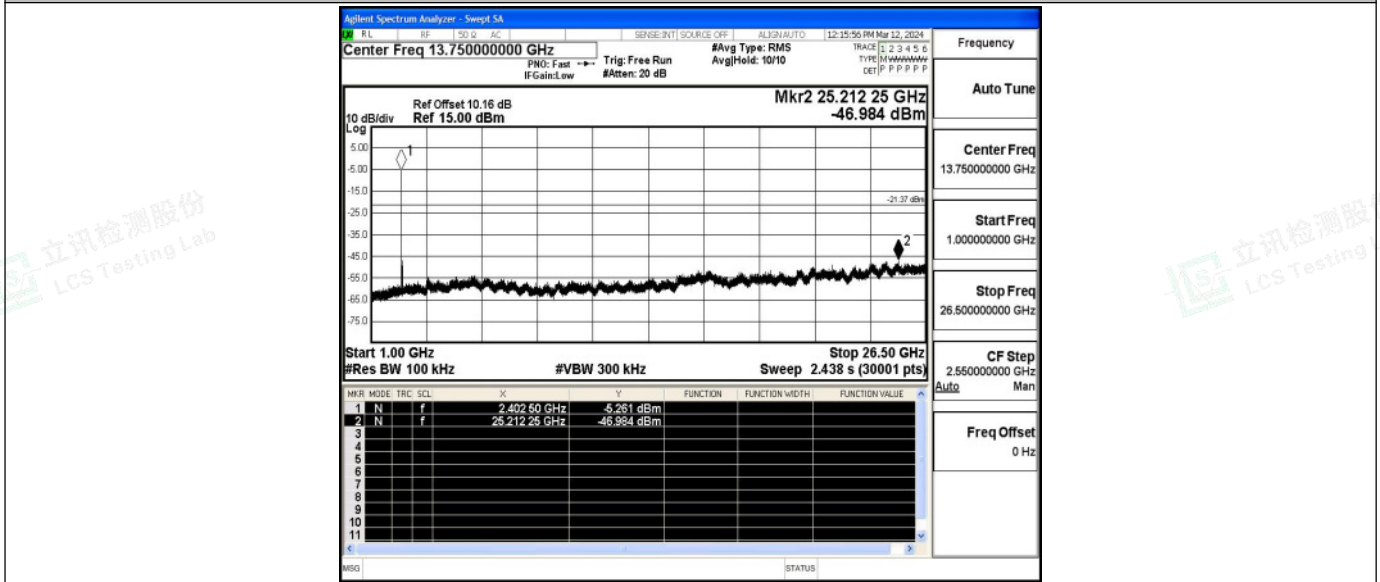


3DH5_Ant1_2402_30~1000



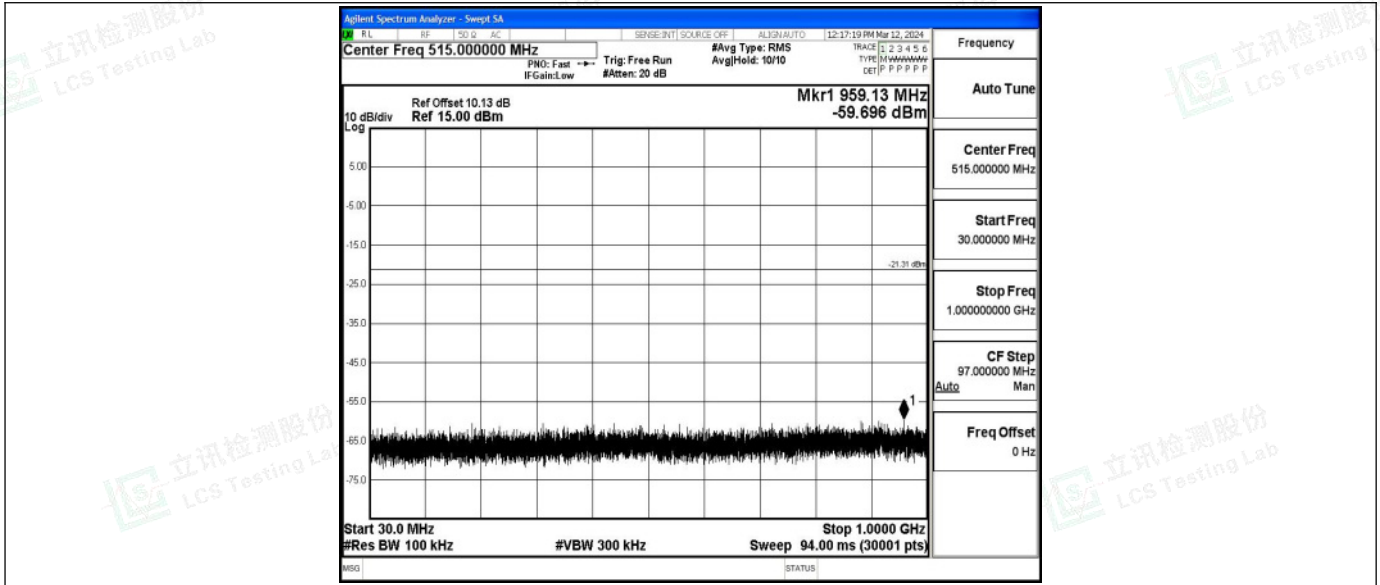


3DH5_Ant1_2402_1000~26500

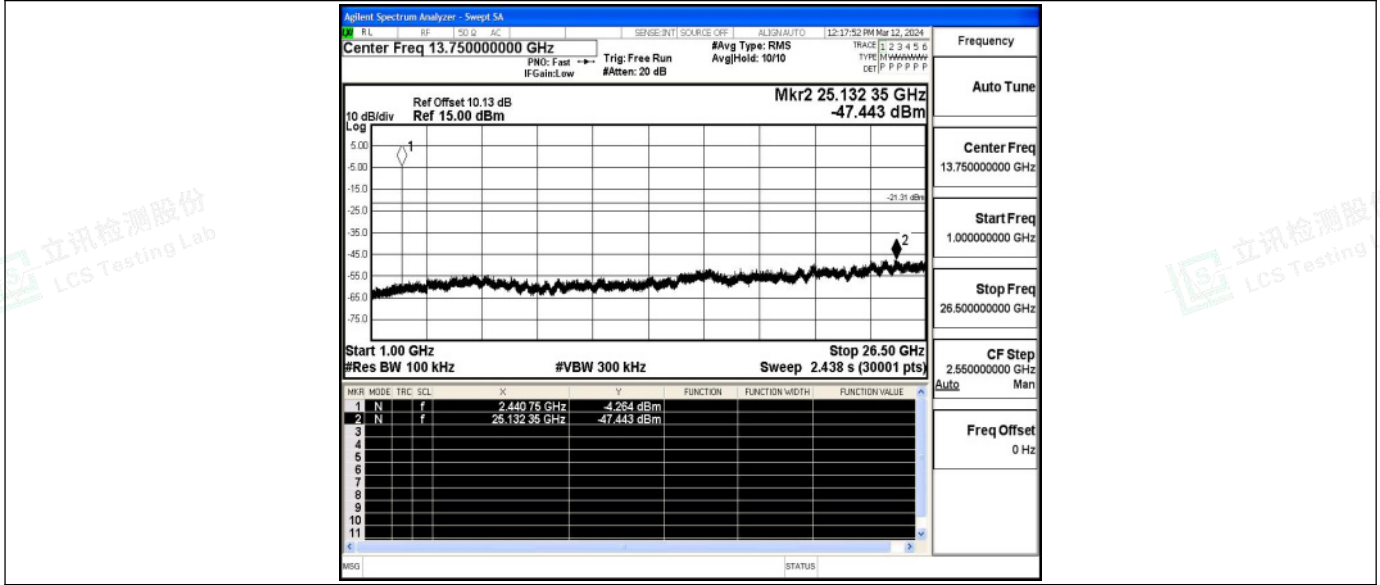


3DH5_Ant1_2441_30~1000



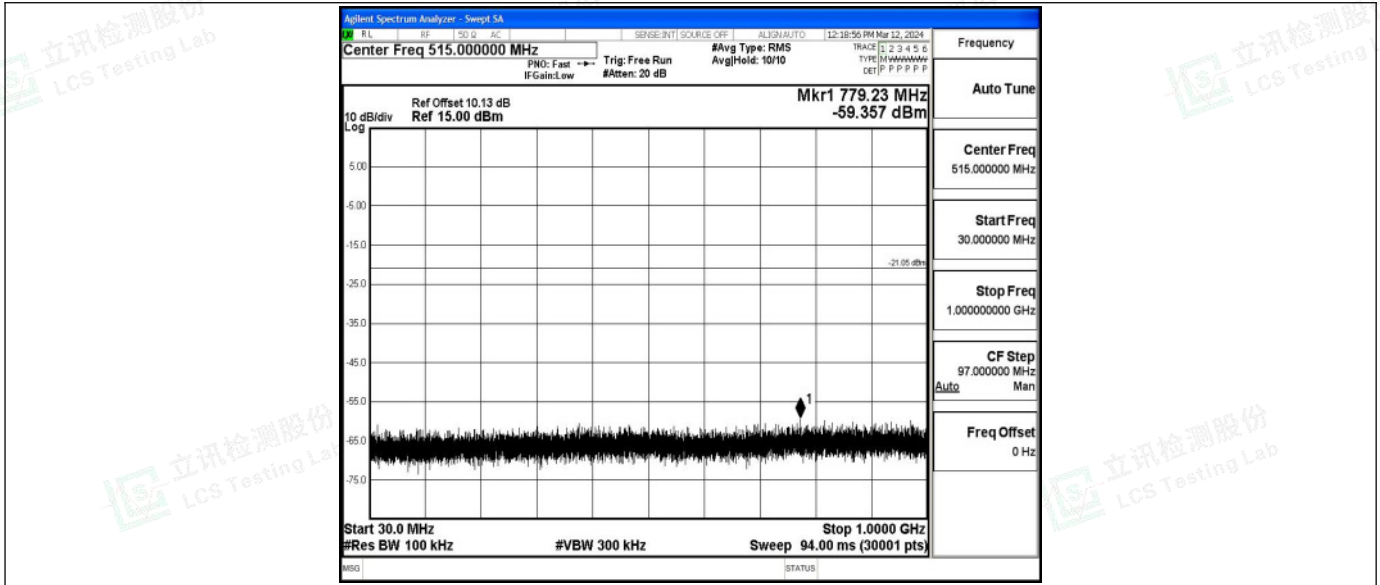


3DH5_Ant1_2441_1000~26500

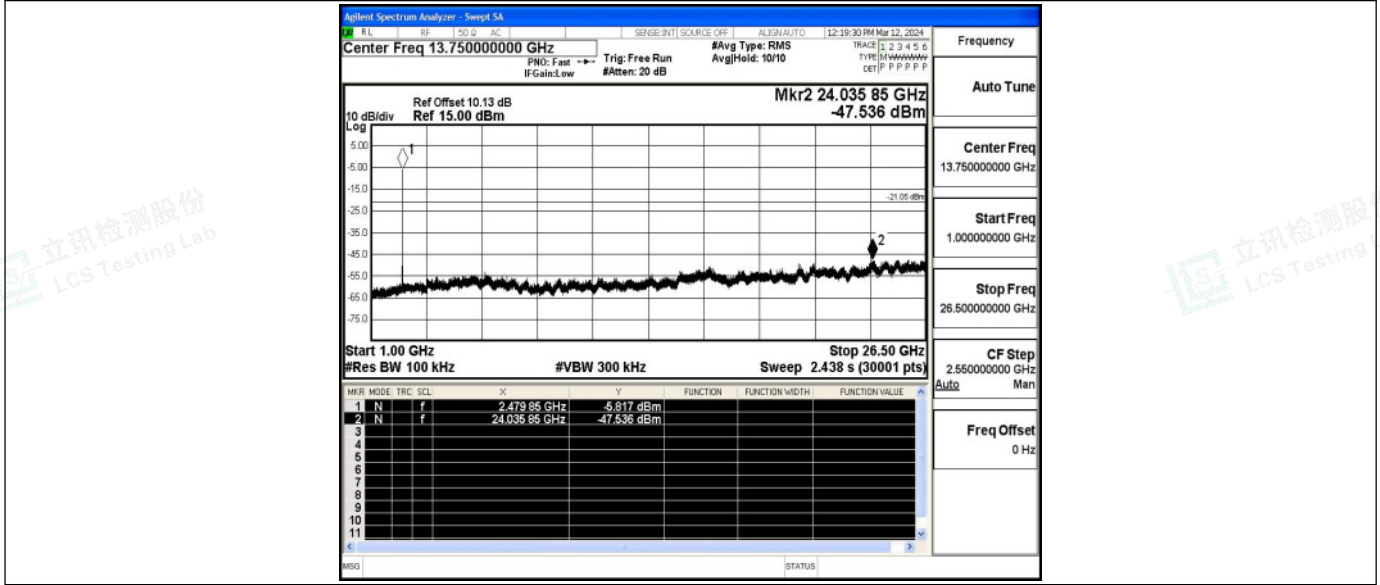


3DH5_Ant1_2480_30~1000





3DH5_Ant1_2480_1000~26500





Appendix G: Reference Level

Test Result

TestMode	Antenna	ChName	Frequency[MHz]	Result [dBm]	Limit [dBm]	Verdict
DH5	Ant1	2402	2402.14	-0.06	---	PASS
		2441	2441.03	-0.33	---	PASS
		2480	2479.99	-0.15	---	PASS
2DH5	Ant1	2402	2402.16	-1.74	---	PASS
		2441	2441.14	-1.39	---	PASS
		2480	2480.14	-1.65	---	PASS
3DH5	Ant1	2402	2402.16	-1.37	---	PASS
		2441	2441.13	-1.31	---	PASS
		2480	2479.83	-1.05	---	PASS



Shenzhen LCS Compliance Testing Laboratory Ltd.

Add: 101, 201 Bldg A & 301 Bldg C, Juji Industrial Park Yabianxueziwei, Shajing Street, Baoan District, Shenzhen, 518000, China

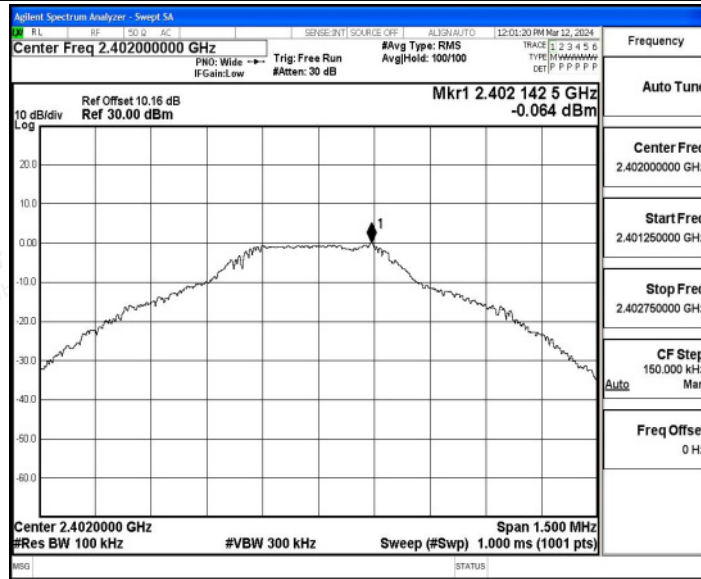
Tel: +(86) 0755-82591330 | E-mail: webmaster@lcs-cert.com | Web: www.lcs-cert.com

Scan code to check authenticity

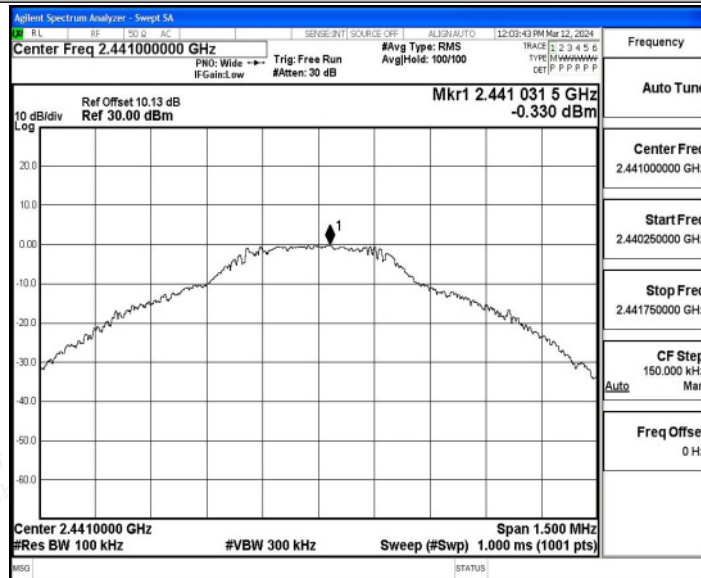


Test Graphs

DH5_Ant1_2402



DH5_Ant1_2441



DH5_Ant1_2480

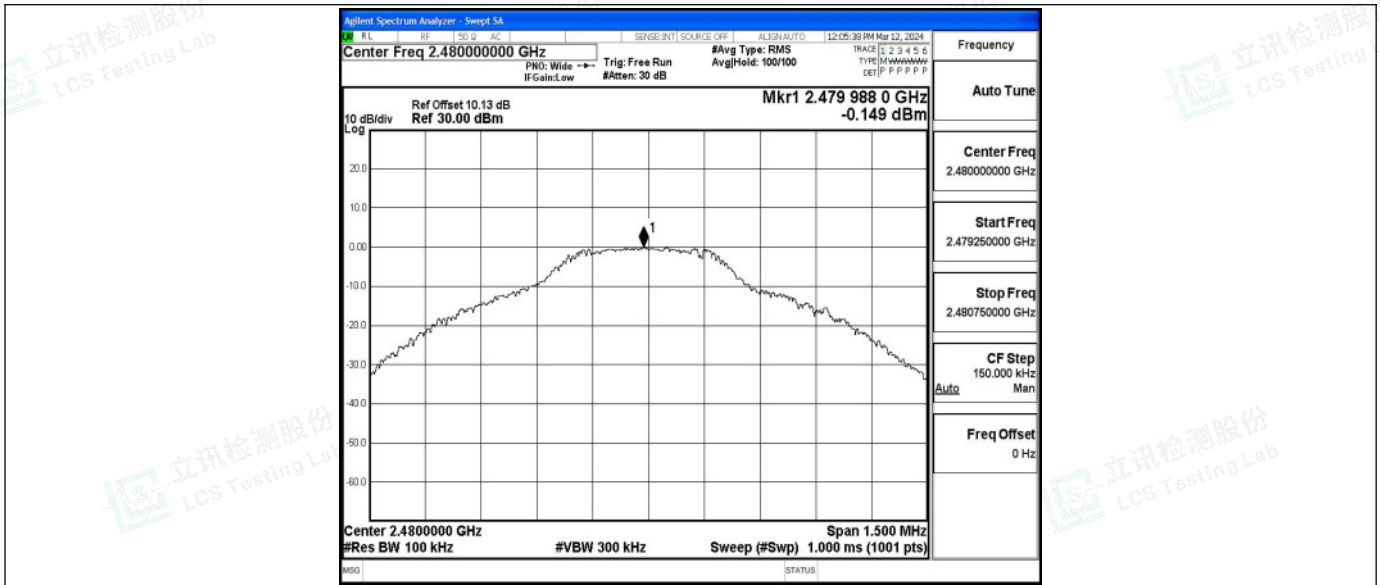


Shenzhen LCS Compliance Testing Laboratory Ltd.

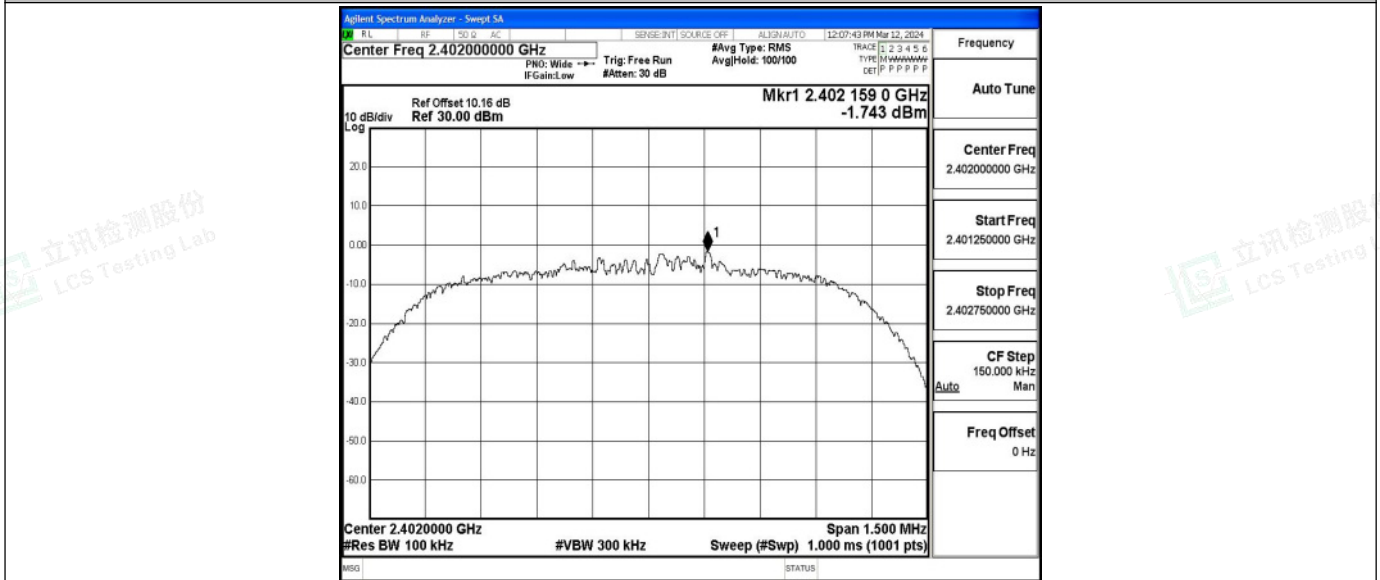
Add: 101, 201 Bldg A & 301 Bldg C, Juji Industrial Park Yabianxueziwei, Shajing Street, Baoan District, Shenzhen, 518000, China

Tel: +(86) 0755-82591330 | E-mail: webmaster@lcs-cert.com | Web: www.lcs-cert.com

Scan code to check authenticity

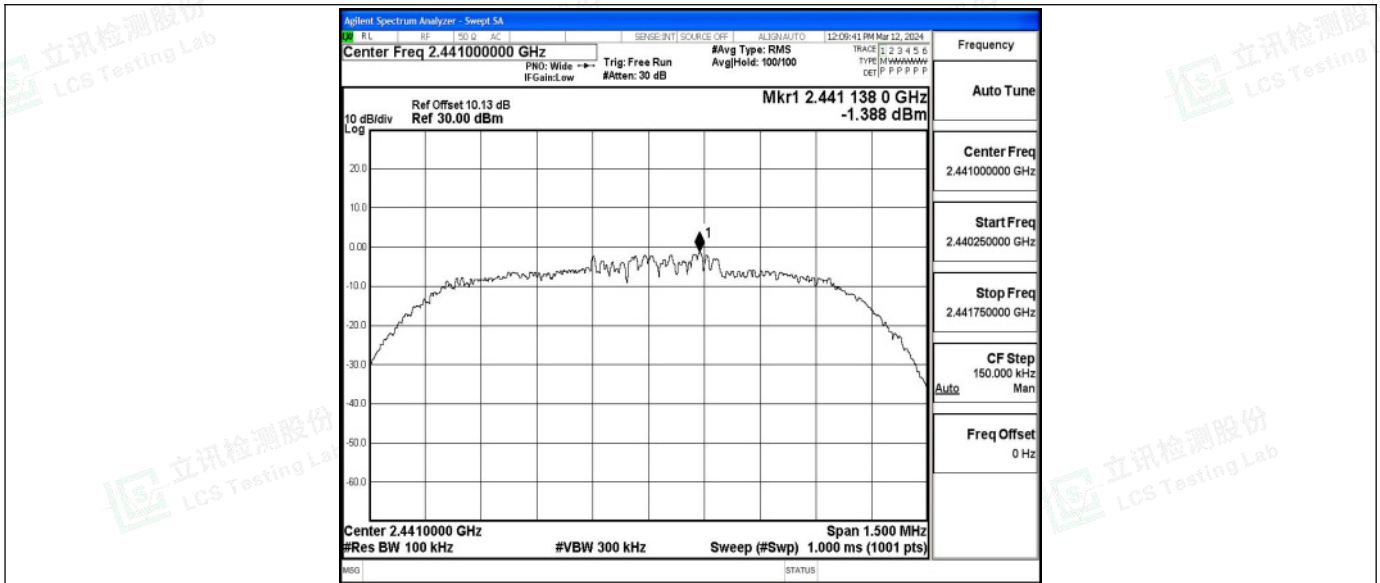


2DH5_Ant1_2402

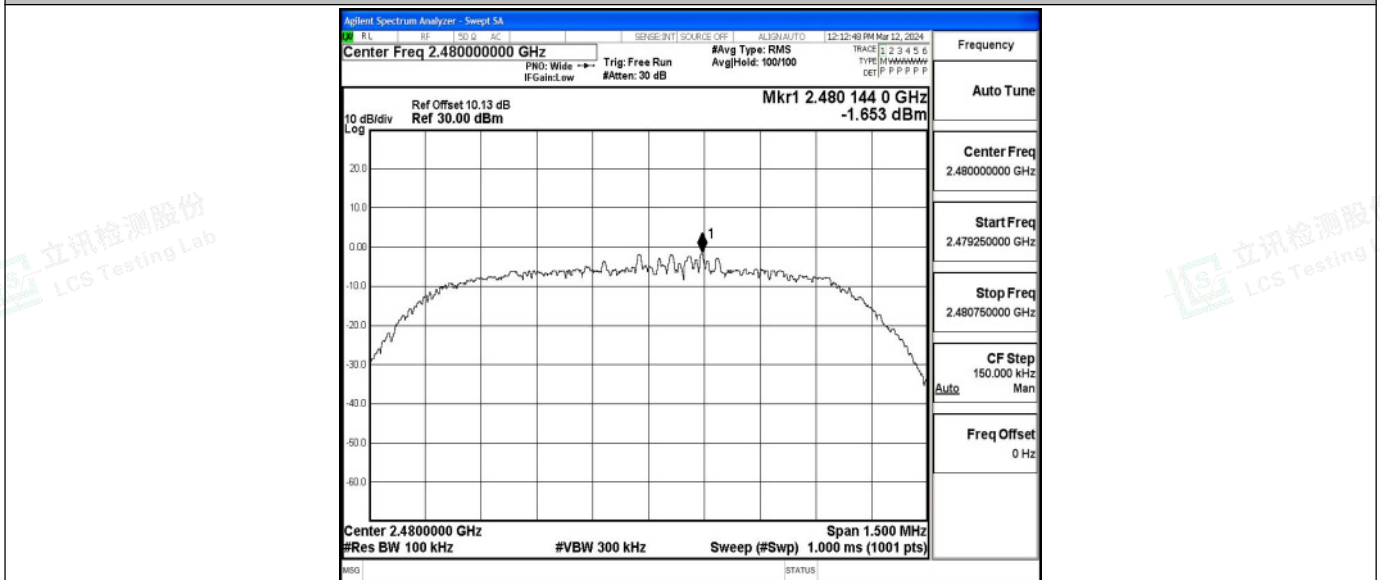


2DH5_Ant1_2441



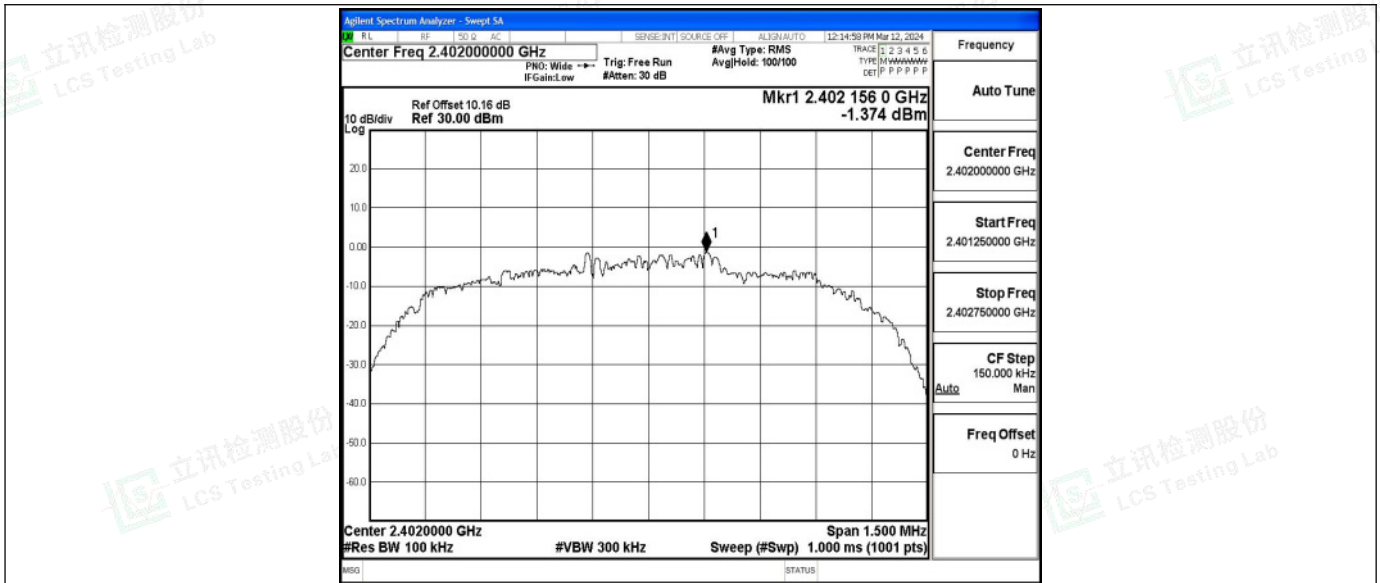


2DH5_Ant1_2480

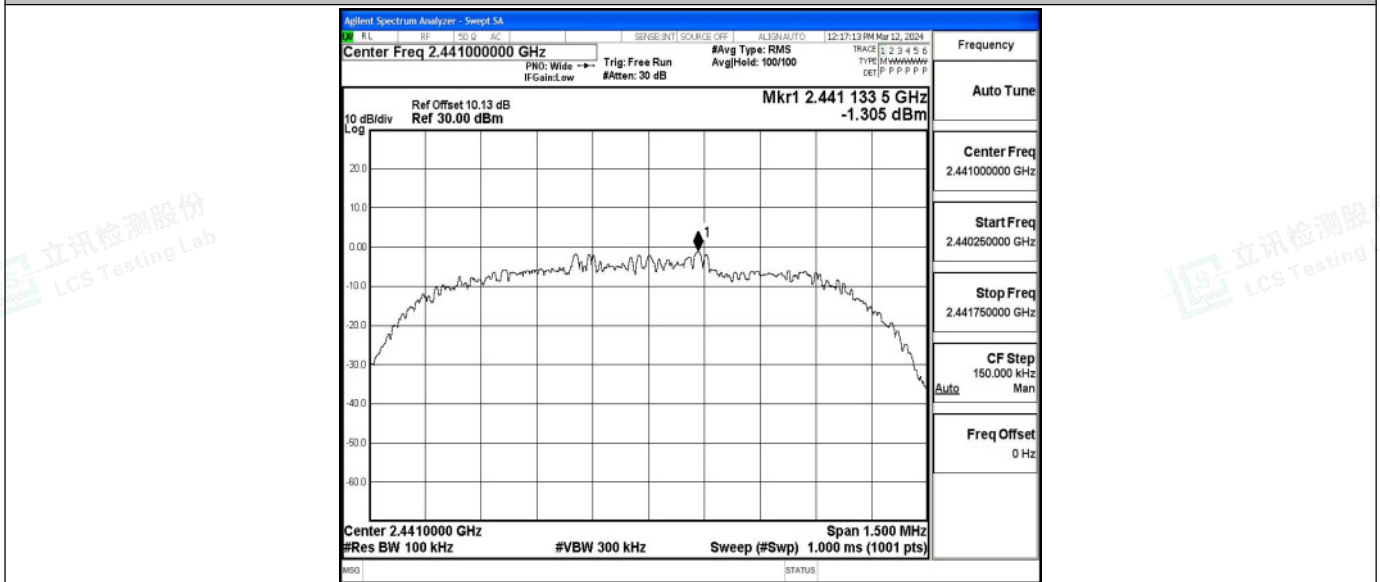


3DH5_Ant1_2402



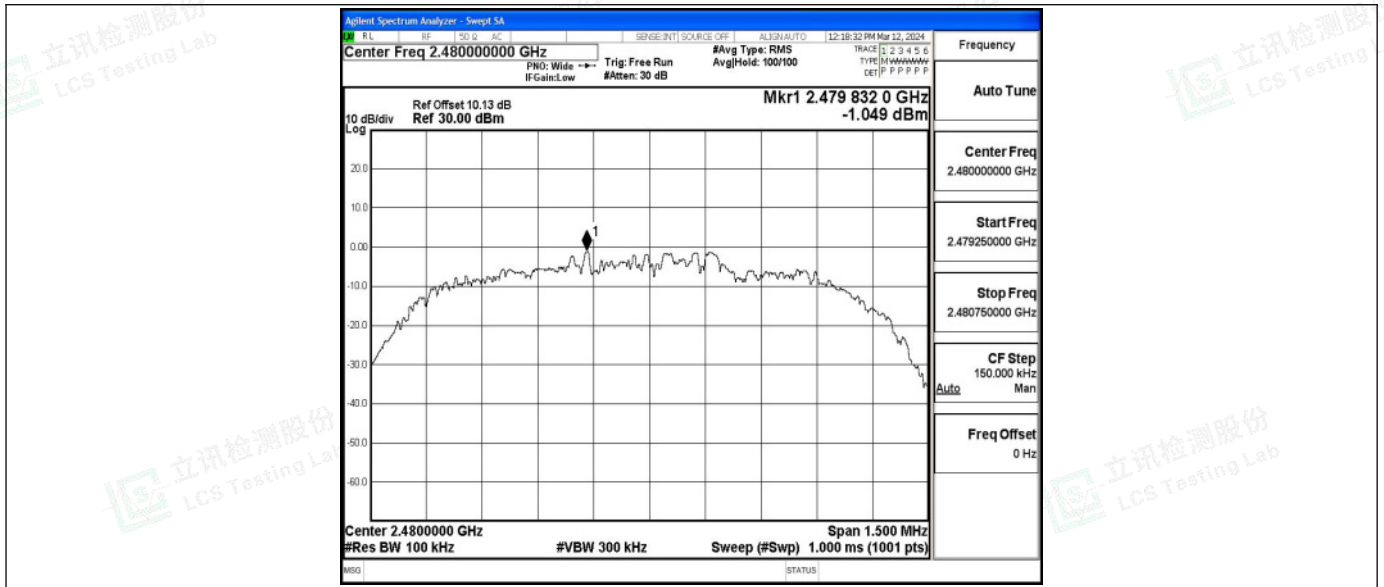


3DH5_Ant1_2441



3DH5_Ant1_2480







A.8 Duty Cycle

Test Result

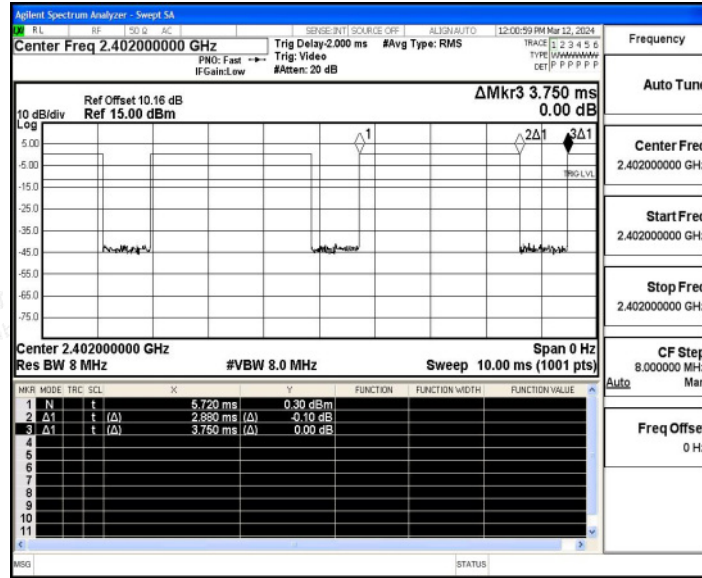
TestMode	Antenna	Frequency[MHz]	ON Time [ms]	Period [ms]	Duty Cycle [%]	Duty Cycle Factor[dB]	1/T Factor[kHz]
DH5	Ant1	2402	2.88	3.75	76.80	1.15	0.35
		2441	2.88	3.75	76.80	1.15	0.35
		2480	2.88	3.75	76.80	1.15	0.35
2DH5	Ant1	2402	2.89	3.75	77.07	1.13	0.35
		2441	2.88	3.75	76.80	1.15	0.35
		2480	2.89	3.75	77.07	1.13	0.35
3DH5	Ant1	2402	2.88	3.75	76.80	1.15	0.35
		2441	2.88	3.75	76.80	1.15	0.35
		2480	2.88	3.75	76.80	1.15	0.35



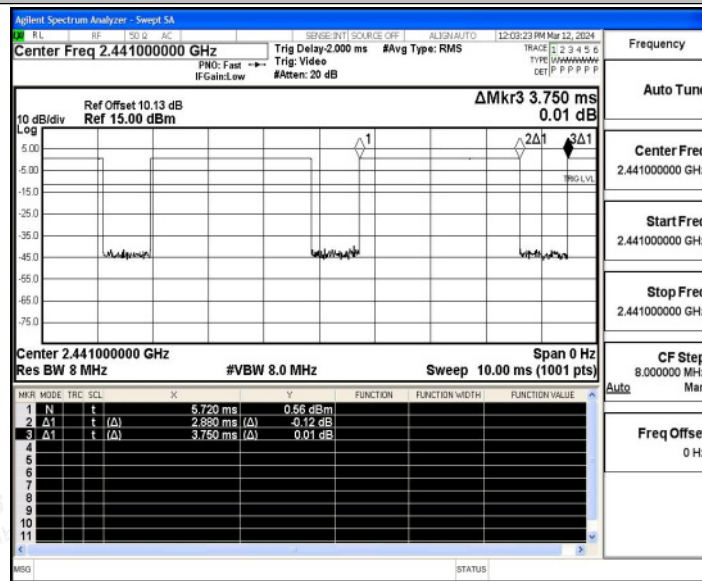


Test Graphs

DH5_Ant1_2402



DH5_Ant1_2441



DH5_Ant1_2480

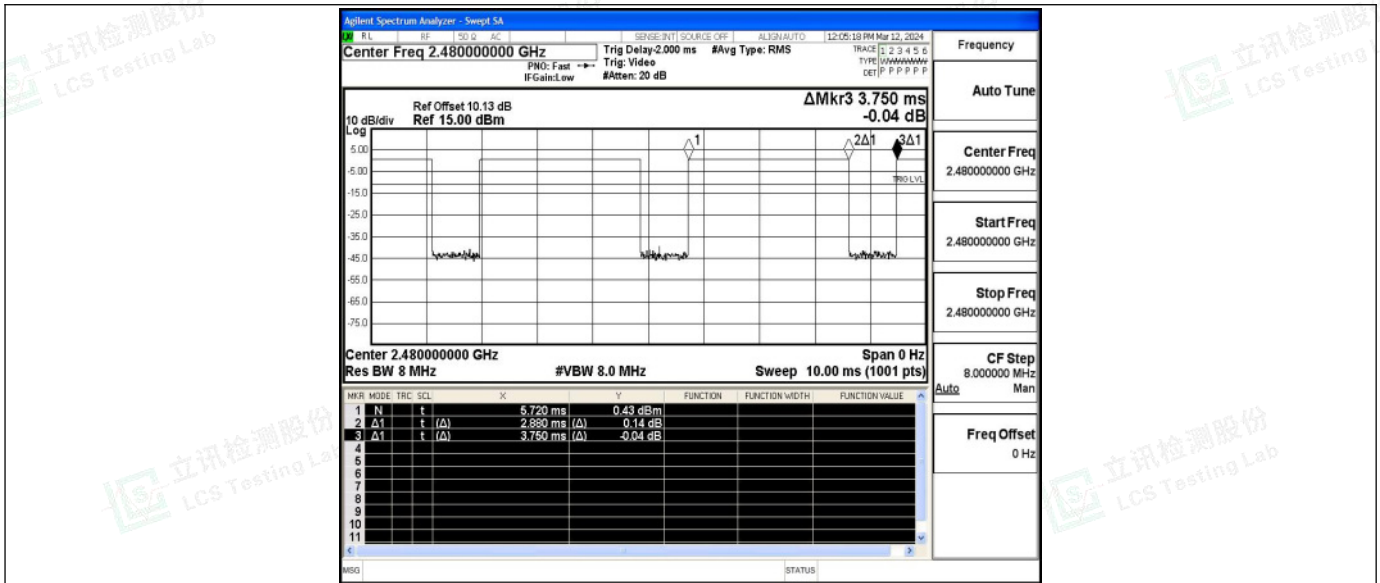


Shenzhen LCS Compliance Testing Laboratory Ltd.

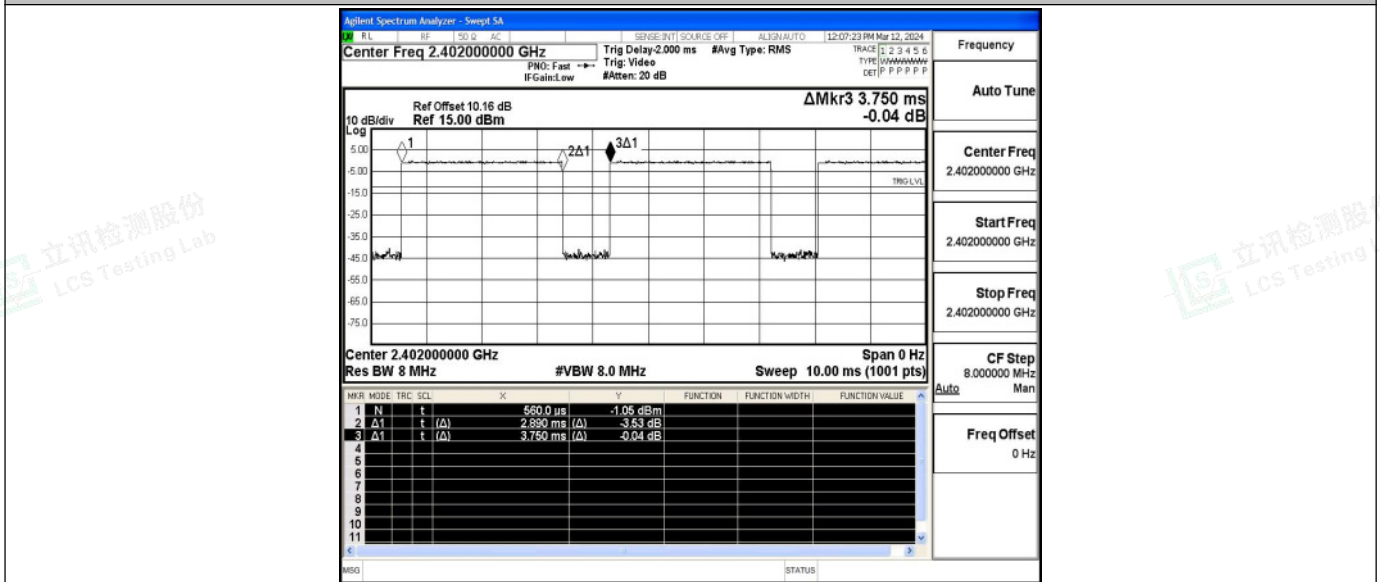
Add: 101, 201 Bldg A & 301 Bldg C, Juji Industrial Park Yabianxueziwei, Shajing Street, Baoan District, Shenzhen, 518000, China

Tel: +(86) 0755-82591330 | E-mail: webmaster@lcs-cert.com | Web: www.lcs-cert.com

Scan code to check authenticity

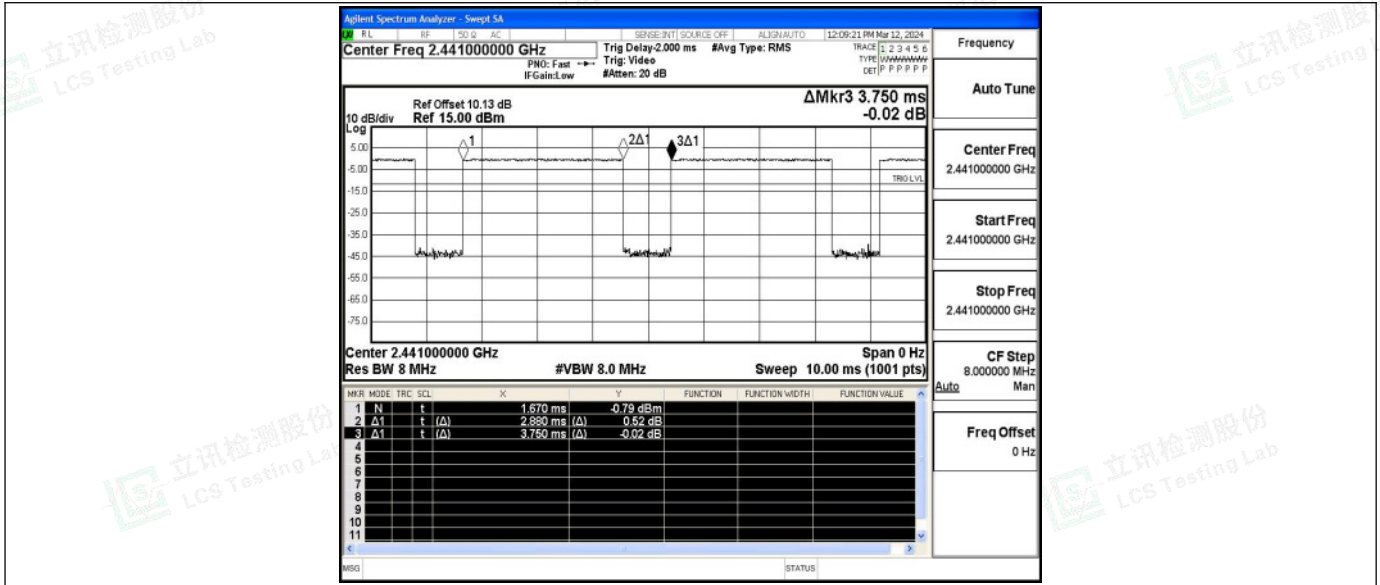


2DH5_Ant1_2402

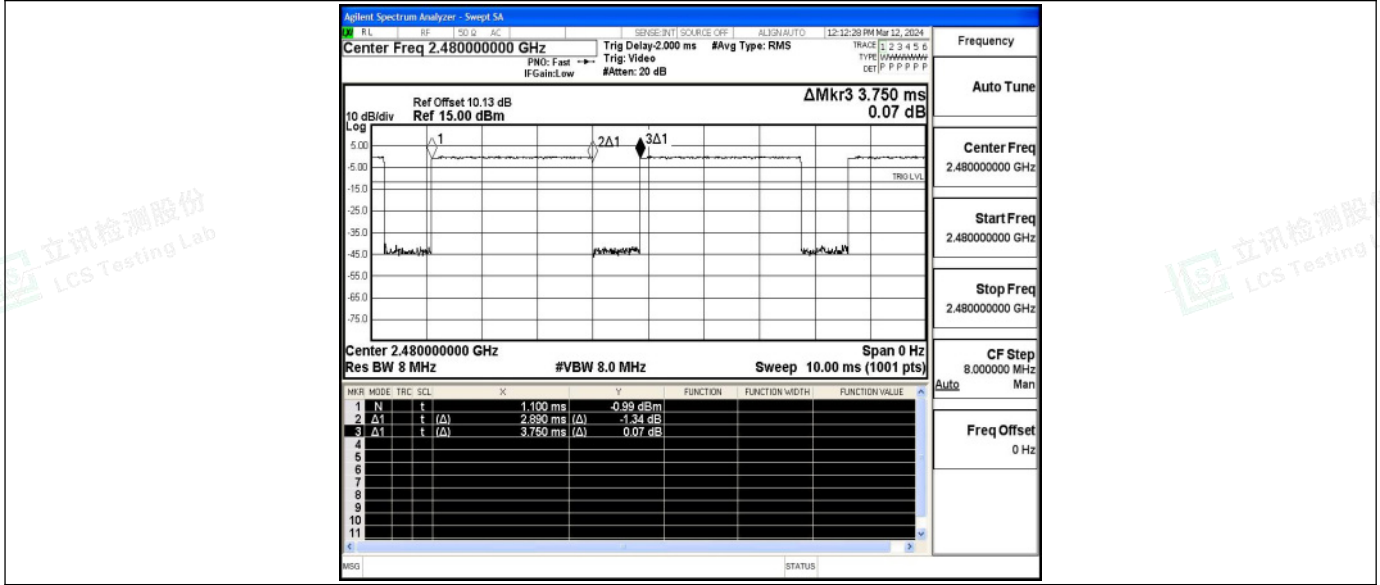


2DH5_Ant1_2441



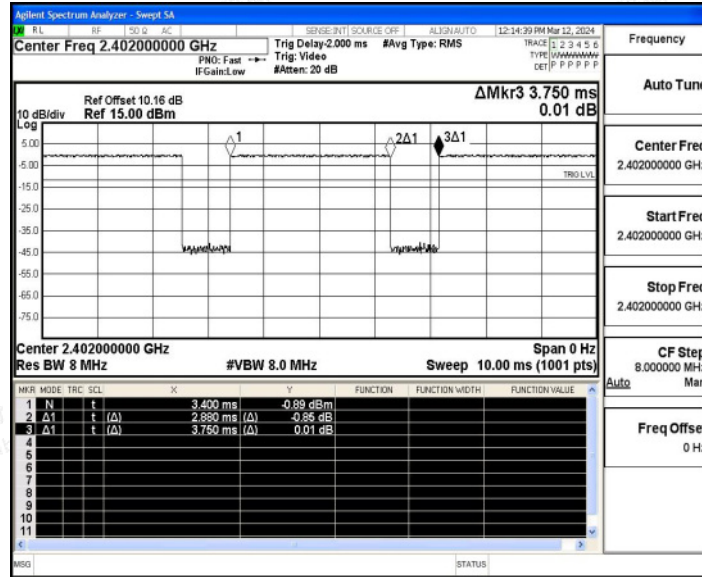


2DH5_Ant1_2480

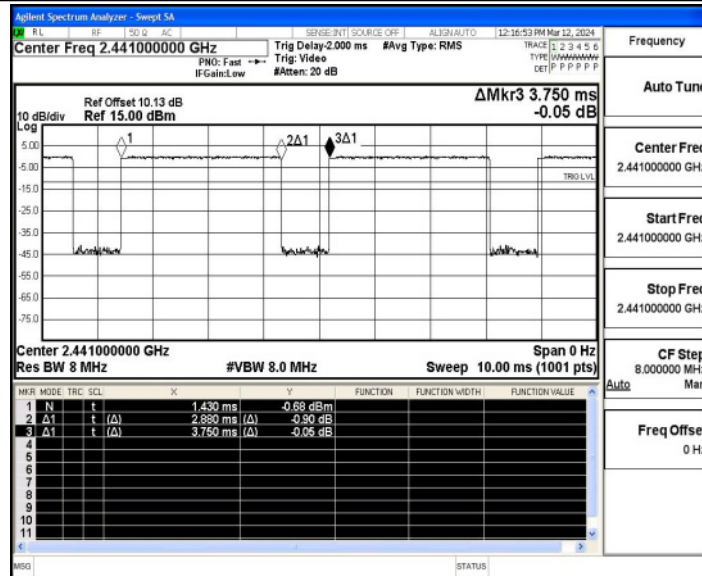


3DH5_Ant1_2402





3DH5_Ant1_2441



3DH5_Ant1_2480

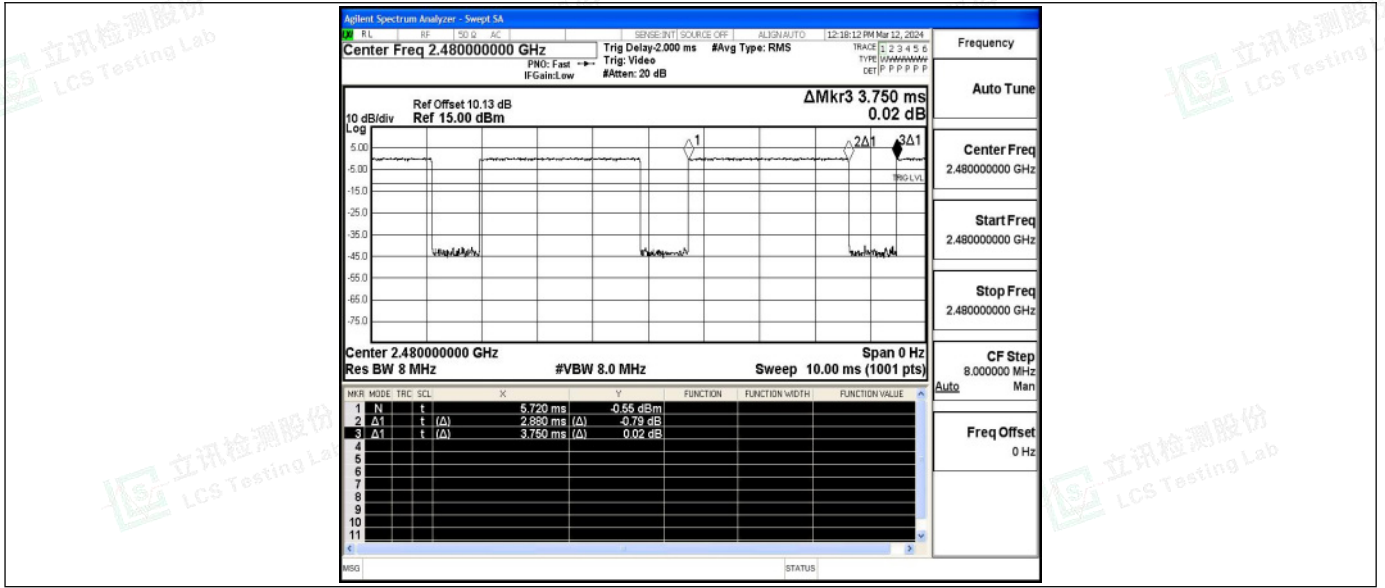


Shenzhen LCS Compliance Testing Laboratory Ltd.

Add: 101, 201 Bldg A & 301 Bldg C, Juji Industrial Park Yabianxueziwei, Shajing Street, Baoan District, Shenzhen, 518000, China

Tel: +(86) 0755-82591330 | E-mail: webmaster@lcs-cert.com | Web: www.lcs-cert.com

Scan code to check authenticity





A.9 Emissions in Restricted Bands

Test Result

TestMode	Antenna	ChName	Frequency[MHz]	Detector	Freq [MHz]	Result [dBm]	Limit [dBm]	Result [dBuV/m]	Limit [dBuV/m]	Verdict
DH5	Ant1	Low	2402	AV	2310.000	-47.03	≤-41.20	48.17	≤54	PASS
				AV	2359.745	-45.66	≤-41.20	49.54	≤54	PASS
				AV	2390.000	-46.88	≤-41.20	48.32	≤54	PASS
				Peak	2310.000	-39.89	≤-21.20	55.31	≤74	PASS
				Peak	2374.550	-36.78	≤-21.20	58.42	≤74	PASS
				Peak	2390.000	-39.66	≤-21.20	55.54	≤74	PASS
		High	2480	AV	2483.500	-46.53	≤-41.20	48.67	≤54	PASS
				AV	2496.880	-45.71	≤-41.20	49.49	≤54	PASS
				AV	2500.000	-46.64	≤-41.20	48.56	≤54	PASS
				Peak	2483.500	-38.71	≤-21.20	56.49	≤74	PASS
				Peak	2487.840	-37.17	≤-21.20	58.03	≤74	PASS
				Peak	2500.000	-38.59	≤-21.20	56.61	≤74	PASS
		Low	Hop_2402	Peak	2310.000	-40.69	≤-21.20	54.51	≤74	PASS
				Peak	2389.775	-36.52	≤-21.20	58.68	≤74	PASS
				Peak	2390.000	-40.04	≤-21.20	55.16	≤74	PASS
		High	Hop_2480	Peak	2483.500	-40.01	≤-21.20	55.19	≤74	PASS
				Peak	2491.520	-37.32	≤-21.20	57.88	≤74	PASS
				Peak	2500.000	-40.52	≤-21.20	54.68	≤74	PASS
2DH5	Ant1	Low	2402	AV	2310.000	-46.96	≤-41.20	48.24	≤54	PASS
				AV	2354.390	-45.83	≤-41.20	49.37	≤54	PASS
				AV	2390.000	-46.85	≤-41.20	48.35	≤54	PASS
				Peak	2310.000	-40.52	≤-21.20	54.68	≤74	PASS
				Peak	2321.000	-36.5	≤-21.20	58.70	≤74	PASS
				Peak	2390.000	-38.99	≤-21.20	56.21	≤74	PASS
		High	2480	AV	2483.500	-46.33	≤-41.20	48.87	≤54	PASS
				AV	2485.600	-45.61	≤-41.20	49.59	≤54	PASS
				AV	2500.000	-46.22	≤-41.20	48.98	≤54	PASS
				Peak	2483.500	-40.22	≤-21.20	54.98	≤74	PASS
				Peak	2485.840	-36.69	≤-21.20	58.51	≤74	PASS
				Peak	2500.000	-39.32	≤-21.20	55.88	≤74	PASS
		Low	Hop_2402	Peak	2310.000	-40.74	≤-21.20	54.46	≤74	PASS
				Peak	2346.935	-37.69	≤-21.20	57.51	≤74	PASS
				Peak	2390.000	-40.19	≤-21.20	55.01	≤74	PASS
		High	Hop_2480	Peak	2483.500	-40.23	≤-21.20	54.97	≤74	PASS
				Peak	2484.160	-36.8	≤-21.20	58.40	≤74	PASS



Shenzhen LCS Compliance Testing Laboratory Ltd.

Add: 101, 201 Bldg A & 301 Bldg C, Juji Industrial Park Yabianxueziwei, Shajing Street, Baoan District, Shenzhen, 518000, China

Tel: +(86) 0755-82591330 | E-mail: webmaster@lcs-cert.com | Web: www.lcs-cert.com

Scan code to check authenticity



3DH5	Ant1	Low	2402	Peak	2500.000	-39.44	≤-21.20	55.76	≤74	PASS
				AV	2310.000	-46.72	≤-41.20	48.48	≤54	PASS
				AV	2377.595	-45.82	≤-41.20	49.38	≤54	PASS
				AV	2390.000	-46.74	≤-41.20	48.46	≤54	PASS
				Peak	2310.000	-39.66	≤-21.20	55.54	≤74	PASS
				Peak	2382.635	-36.53	≤-21.20	58.67	≤74	PASS
		High	2480	AV	2483.500	-46.87	≤-41.20	48.33	≤54	PASS
				AV	2494.160	-45.76	≤-41.20	49.44	≤54	PASS
				AV	2500.000	-46.99	≤-41.20	48.21	≤54	PASS
				Peak	2483.500	-39.11	≤-21.20	56.09	≤74	PASS
				Peak	2484.160	-36.85	≤-21.20	58.35	≤74	PASS
				Peak	2500.000	-40.16	≤-21.20	55.04	≤74	PASS
		Low	Hop_2402	Peak	2310.000	-40.42	≤-21.20	54.78	≤74	PASS
				Peak	2385.050	-36.84	≤-21.20	58.36	≤74	PASS
				Peak	2390.000	-39.88	≤-21.20	55.32	≤74	PASS
		High	Hop_2480	Peak	2483.500	-40.18	≤-21.20	55.02	≤74	PASS
				Peak	2497.840	-36.33	≤-21.20	58.87	≤74	PASS
				Peak	2500.000	-39.47	≤-21.20	55.73	≤74	PASS

Note:

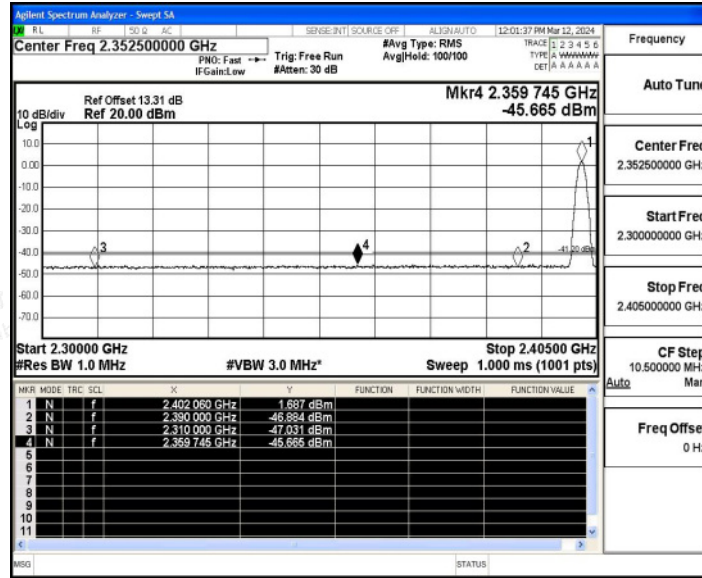
1. The Antenna Gain is compensated in the graph. The Correction Factor is compensated in the graph.
2. The limit in dBm for average detector is conversion from 54dBuV/m, according to 15.209(a). The limit in dBm for peak detector is 20dB above the limit of average detector in dBm.



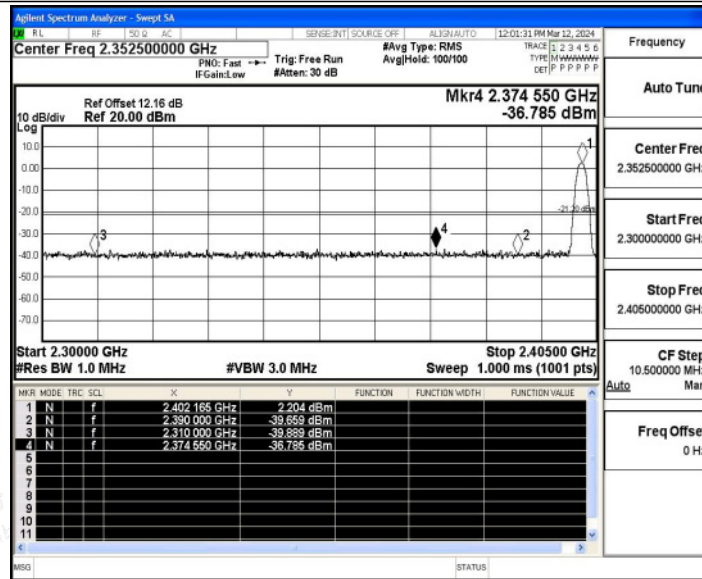


Test Graphs

DH5_Ant1_Low_2402_AV

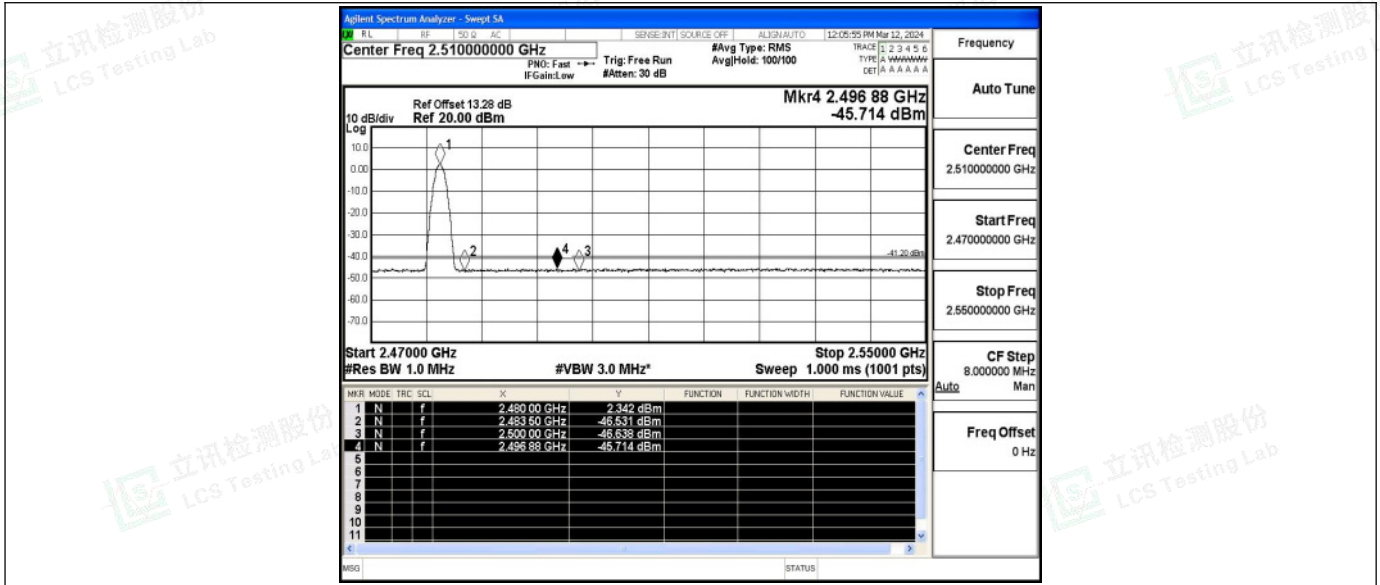


DH5_Ant1_Low_2402_Peak

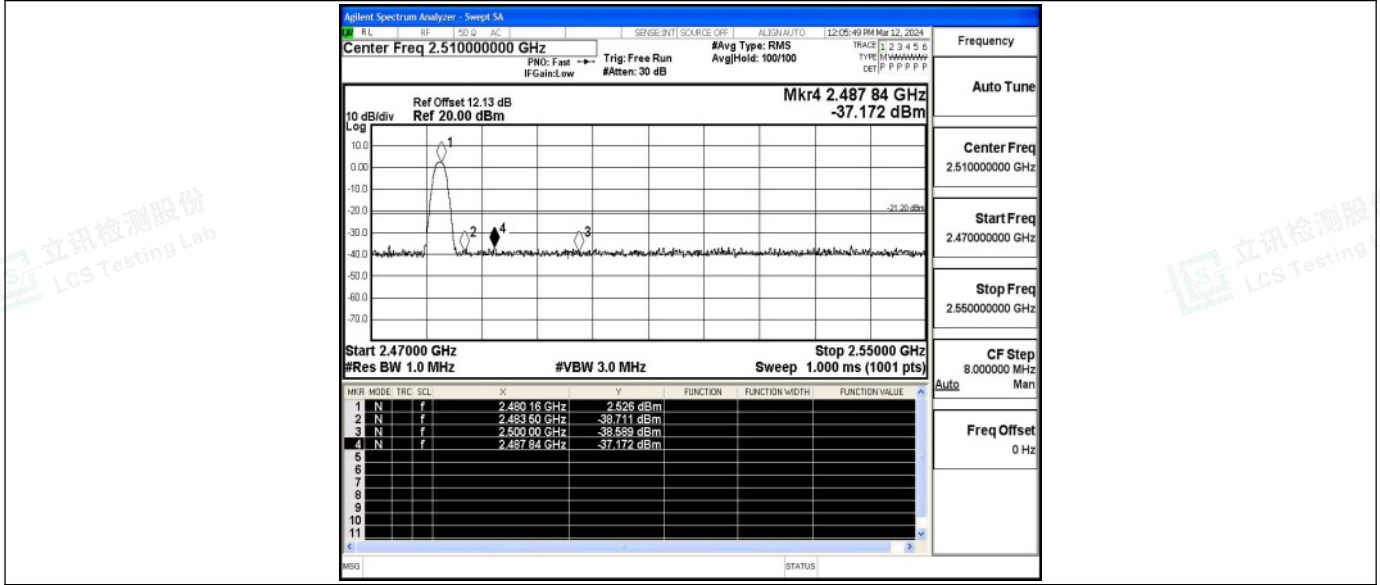


DH5_Ant1_High_2480_AV



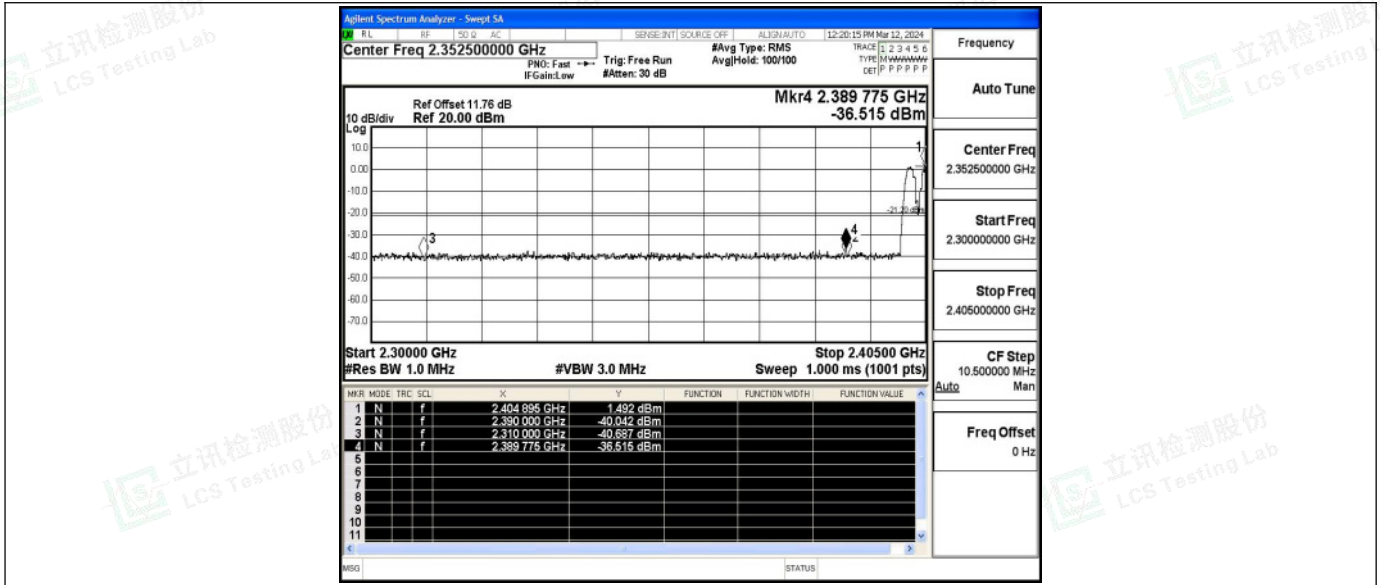


DH5_Ant1_High_2480_Peak

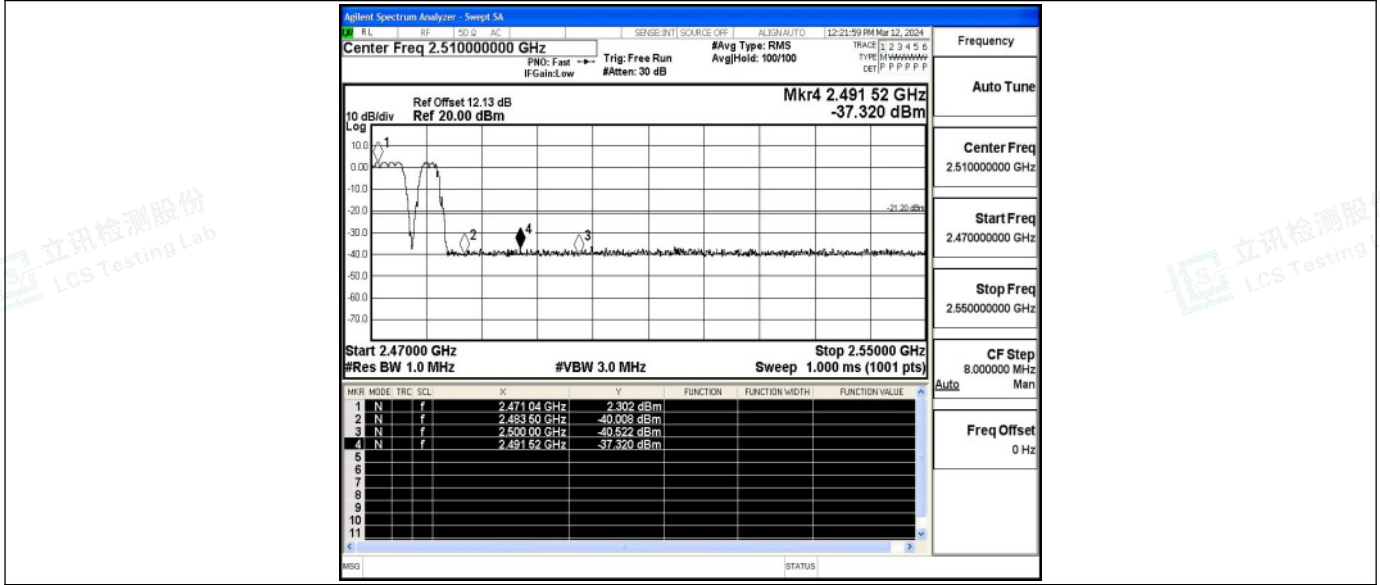


DH5_Ant1_Low_Hop_2402_Peak



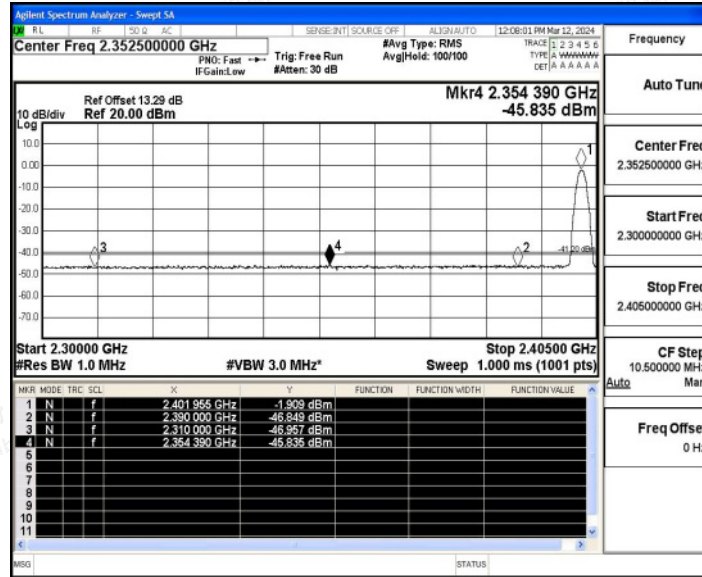


DH5_Ant1_High_Hop_2480_Peak

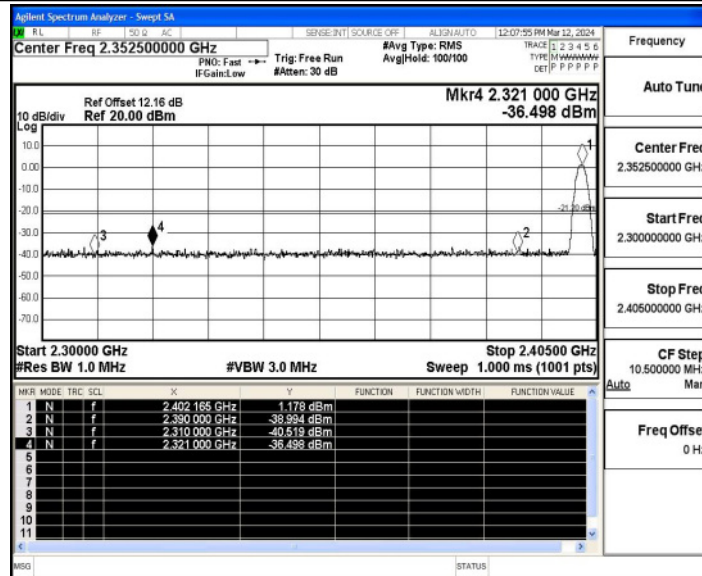


2DH5_Ant1_Low_2402_AV





2DH5_Ant1_Low_2402_Peak



2DH5_Ant1_High_2480_AV



Shenzhen LCS Compliance Testing Laboratory Ltd.

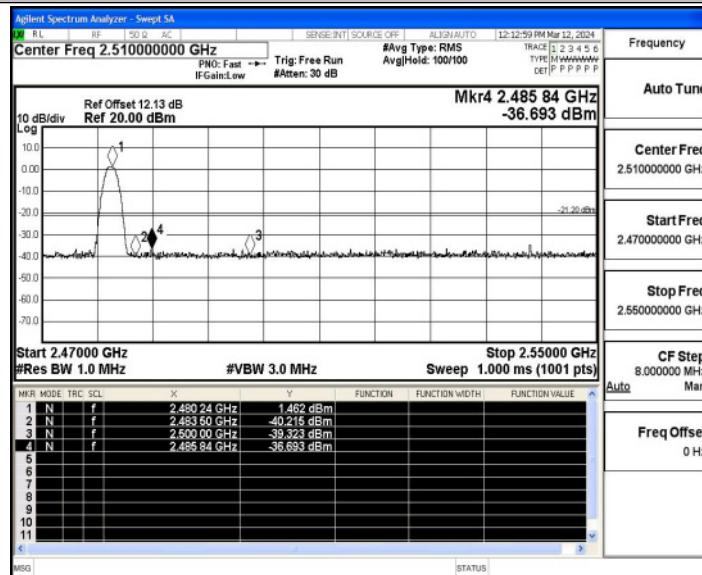
Add: 101, 201 Bldg A & 301 Bldg C, Juji Industrial Park Yabianxueziwei, Shajing Street, Baoan District, Shenzhen, 518000, China

Tel: +(86) 0755-82591330 | E-mail: webmaster@lcs-cert.com | Web: www.lcs-cert.com

Scan code to check authenticity

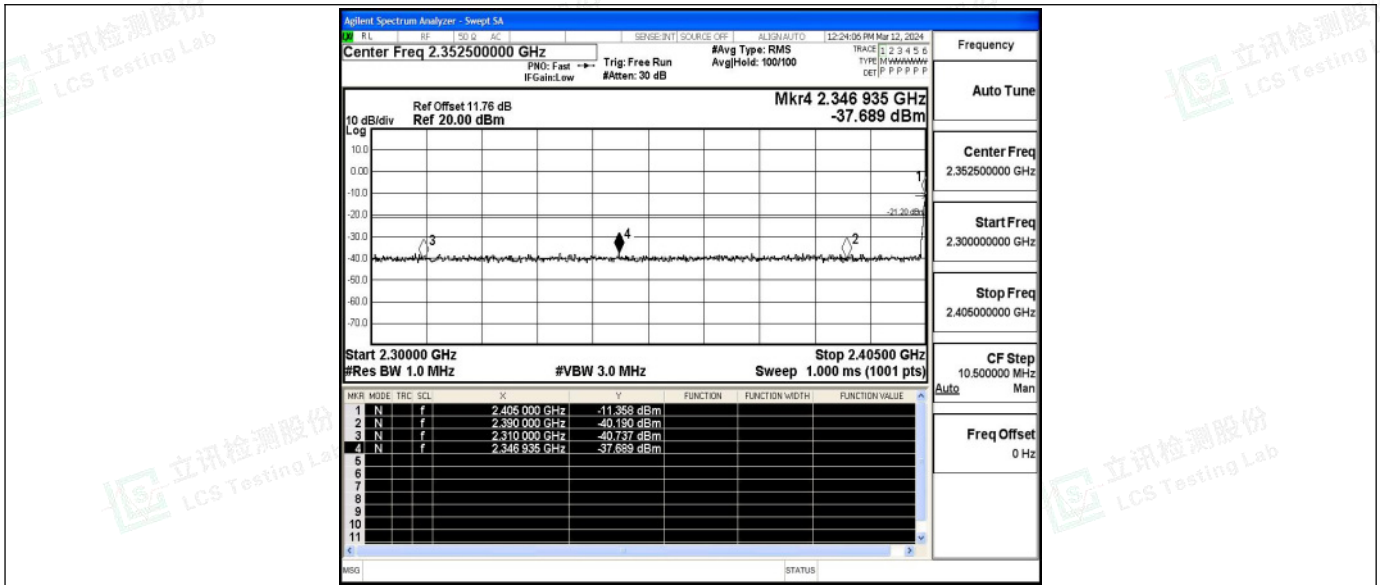


2DH5_Ant1_High_2480_Peak

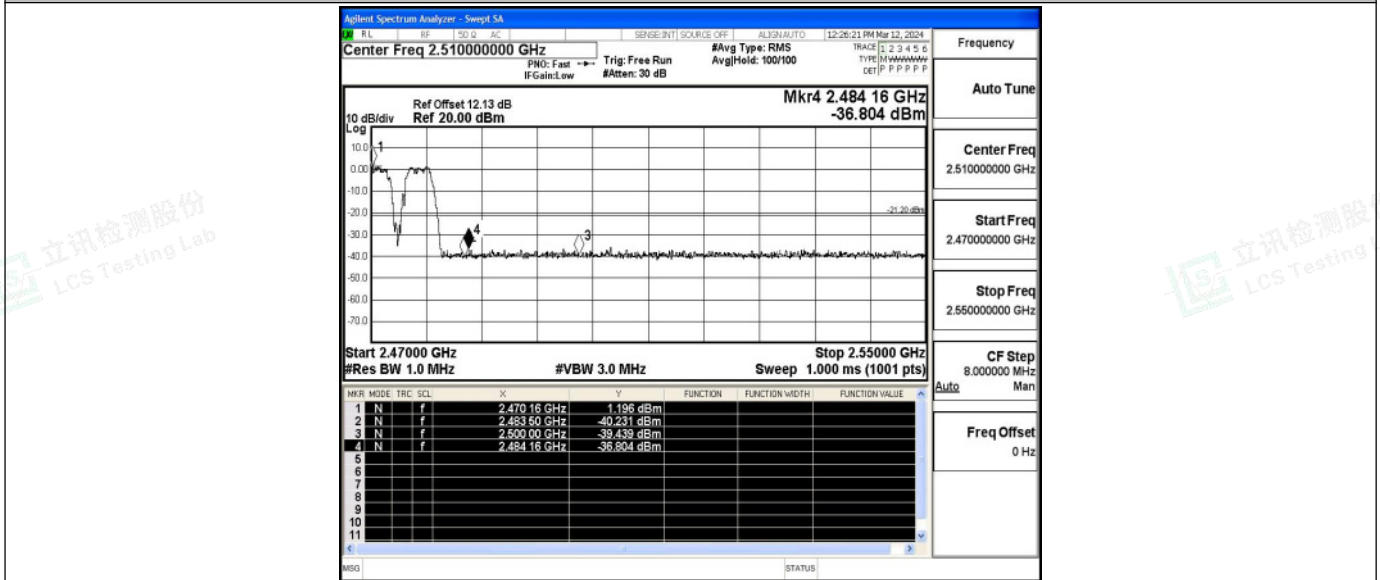


2DH5_Ant1_Low_Hop_2402_Peak



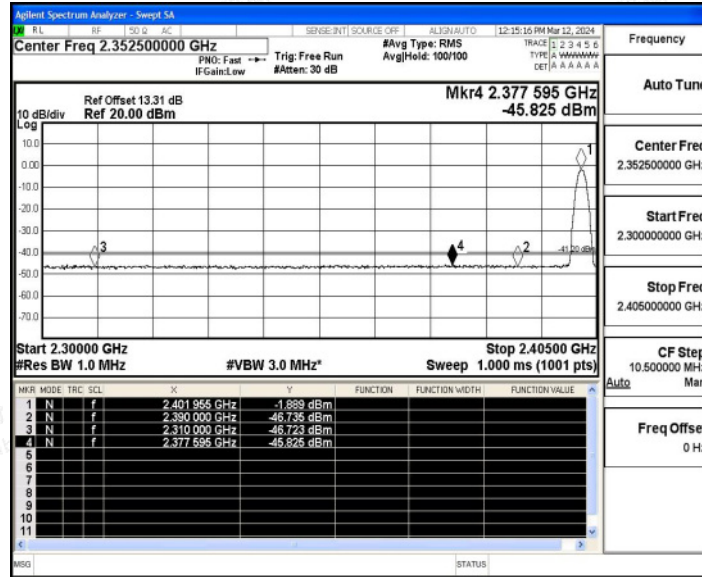


2DH5_Ant1_High_Hop_2480_Peak

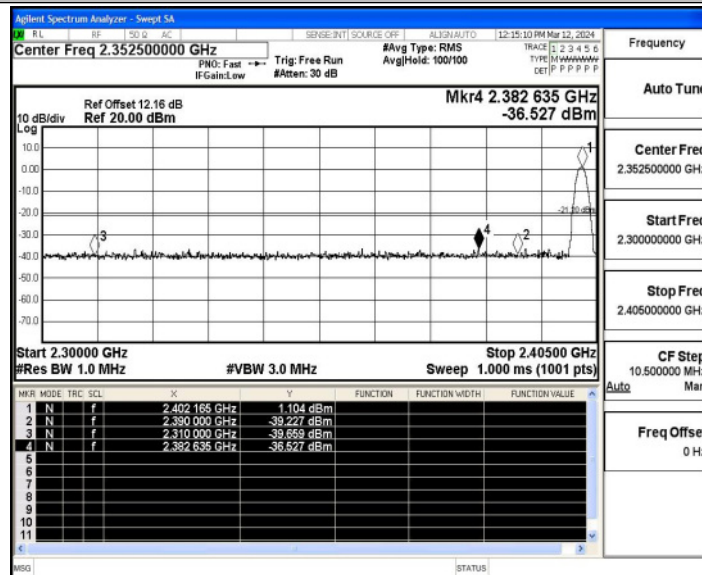


3DH5_Ant1_Low_2402_AV





3DH5_Ant1_Low_2402_Peak



3DH5_Ant1_High_2480_AV

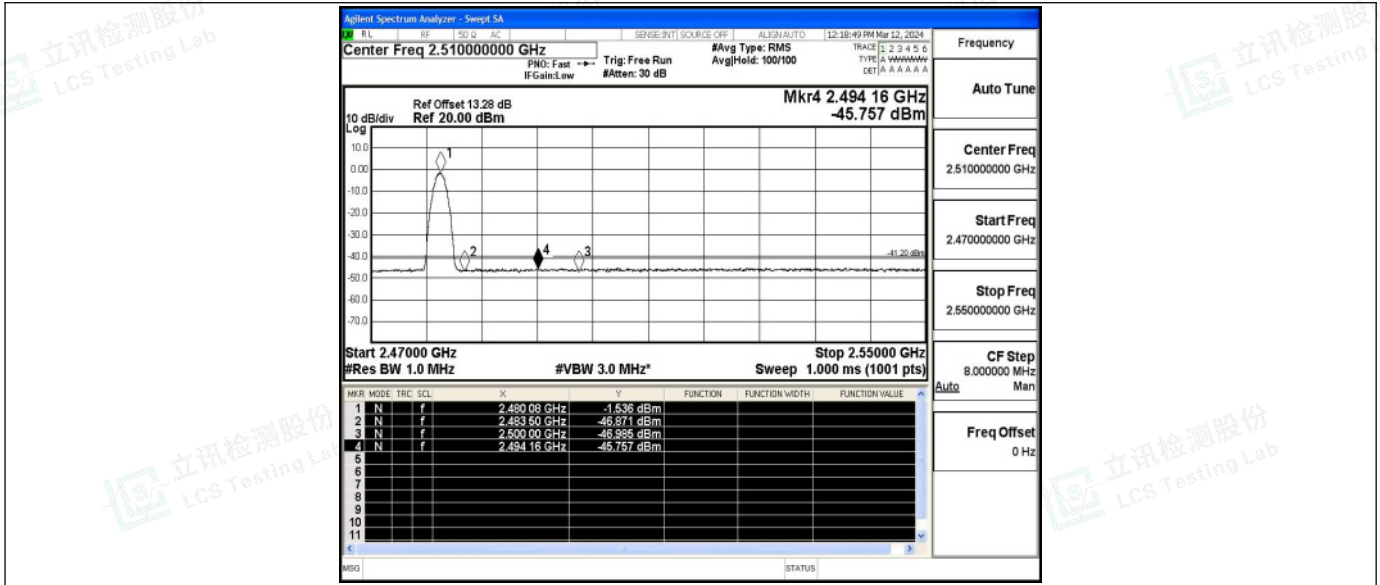


Shenzhen LCS Compliance Testing Laboratory Ltd.

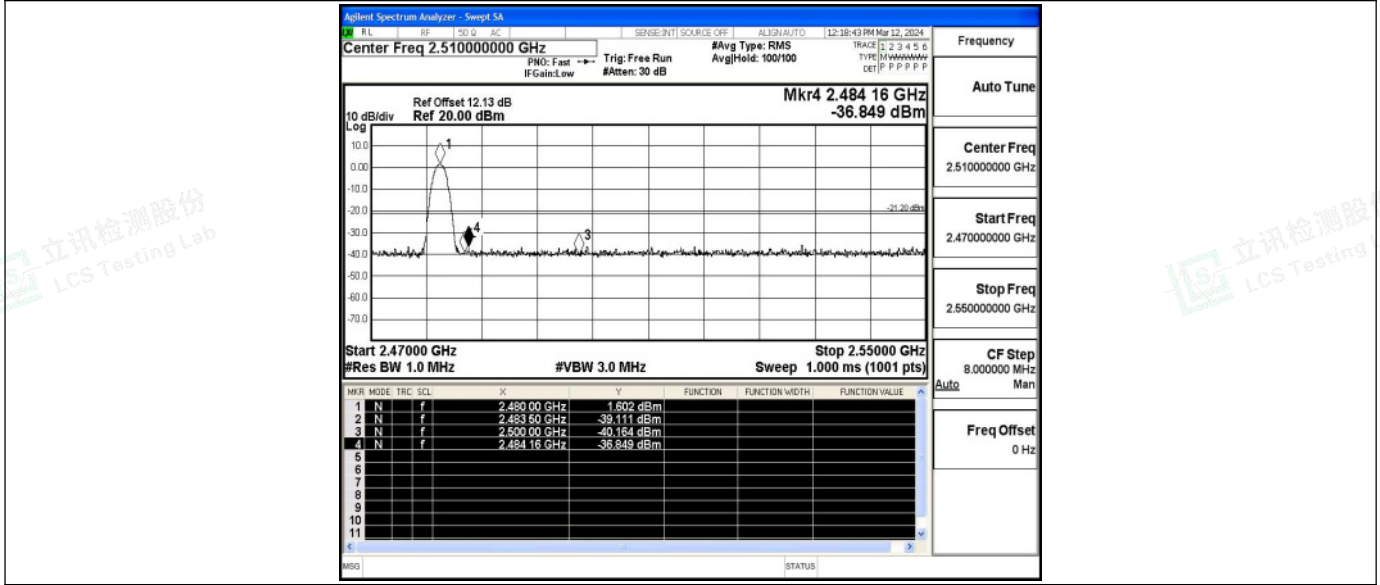
Add: 101, 201 Bldg A & 301 Bldg C, Juji Industrial Park Yabianxueziwei, Shajing Street, Baoan District, Shenzhen, 518000, China

Tel: +(86) 0755-82591330 | E-mail: webmaster@lcs-cert.com | Web: www.lcs-cert.com

Scan code to check authenticity

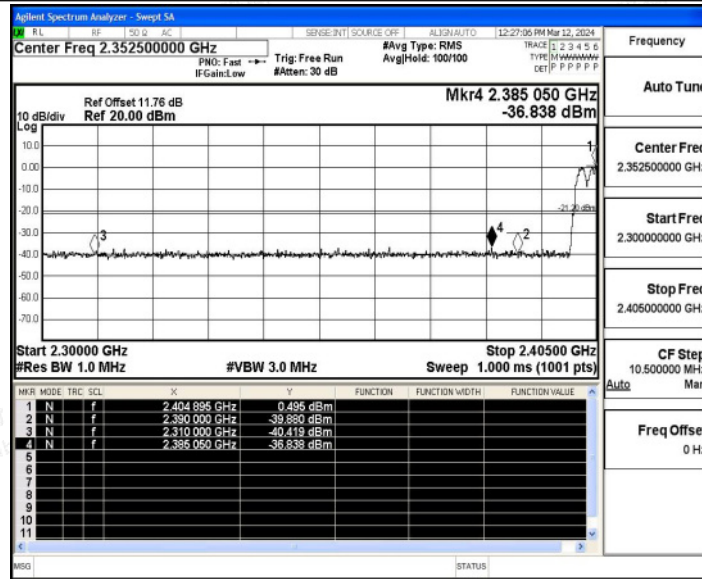


3DH5_Ant1_High_2480_Peak



3DH5_Ant1_Low_Hop_2402_Peak





3DH5_Ant1_High_Hop_2480_Peak

