


11. SETUP PHOTOS

ANTENNA PORT CONDUCTED RF MEASUREMENT SETUP




FRONT PHOTO

FREQUENCY TOLERANCE OVER EXTREME CONDITIONS




FRONT PHOTO

RADIATED RF MEASUREMENT SETUP




ABOVE 1GHz (FRONT PHOTO)




ABOVE 1GHz (BACK PHOTO)


ANTENNA ORIENTATION




Outward



Upright



270 degree



90 degree

END OF REPORT