

E22 Smart Watch

Quick Start Guide

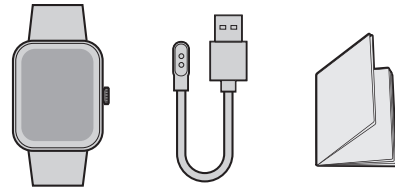


This quick start guide will support you getting started using your smart watch.

If you're looking for a more detailed user manual, please open the Letsfit App, go to the "more" page and tap "help".

All pictures in this guide are for illustration purposes only. Actual product may vary due to product firmware and app upgrades.

PACKAGE CONTENTS

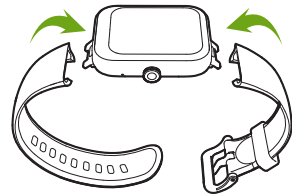


- Smart watch with bands
- Charging cable
- Quick start guide

USING YOUR WATCH

Assemble 1


Push the bands in following the direction of the arrow.



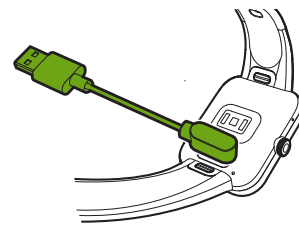
Charging 2

Please fully charge your watch before initial use.

- 1 Insert the USB plug of the charging cable into a USB charger.



- 2 Attach the other end to the charging contacts on the back of the watch.



Install the Letsfit App 3

You can download Letsfit App from Apple Store / Google Play or scan the QR codes below to download.



iOS 12.0 & above



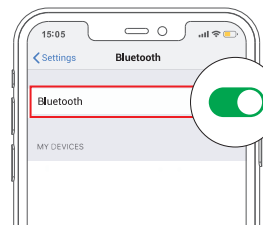
Letsfit



Android 6.0 & above


Note: The App is only compatible with smartphones, not tablets or PCs.

Pair the Watch with Your Phone 4



- 1 Turn on the Bluetooth of your phone.

- 2 Open the Letsfit App. Go to the "Device" page and tap "Pair device".



Controls 5

Function Button



- Wake the screen
- Return to the home screen
- Go to the Function List
- Pause / resume the sport

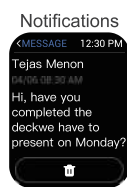
- Power on / off the watch

Touch Screen



- Swipe to go to different interfaces
- Tap to enter the function
- Swipe the screen to the right to return to the previous interface

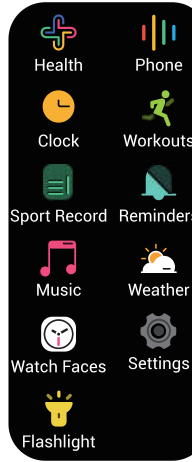
Watch Interfaces 6



Note: Only when your watch is connected to the Letsfit App, the App is running on your phone, and "Notification Alerts" is enabled in the App, will messages be notified.



Function List



About BT Calling Feature: To use the BT calling feature in the watch, please keep your phone connected to the watch with Bluetooth.

Notes: • This feature will reduce the watch's battery life. • When the Do Not Disturb function is enabled in the app ("Device" page -> "Do Not Disturb") or on the watch (Quick settings bar -> "Do Not Disturb"), calls will not be notified on the watch during the DND period.

Important Safety Instructions

- The device contains electrical equipment that may cause injury if not used properly. For example, prolonged contact may contribute to skin allergies for some users. To reduce irritation, please read the safety guidelines on the following pages to ensure proper use and care.
- Do not expose your device to liquid, moisture, humidity or rain while charging; do not charge your device when it is wet, as this may result in electrical shock and injury.
 - Consult your doctor before use if you have any preexisting conditions that might be affected by using this device.
 - Do not expose your watch to extremely high or low temperatures.
 - Do not leave your watch near open flames such as cooking stoves, candles, or fireplaces.
 - This product is NOT a toy - never allow children or pets to play with this product. Always store the product out of the reach of children. The devices themselves or the many small parts they contain may cause choking if ingested.
 - Never try to abuse, crush, open, repair or disassemble this device. Doing so will void the warranty and can result in a safety hazard.
 - If any parts of your product require replacement for any reason, including normal wear and tear or breakage, please contact us.
 - Do not use your device in a sauna or steam room.
 - Dispose of this device, the device's battery and its package in accordance with local regulations.
 - Do not check any notifications, GPS, or any information on your device's display while driving or in other situations where distractions could cause injury or hazard. Always be aware of your surroundings while exercising.

- Battery Warnings**
- A lithium-ion battery is used in this device. If these guidelines are not followed, batteries may experience a shortened life span or may cause fire, chemical burn, electrolyte leakage, and/or injury.
- Do NOT disassemble, modify, remanufacture, puncture or damage the device or batteries.
 - Do NOT remove or attempt to remove the non-user-replaceable battery.
 - Do NOT expose the device or batteries to fire, explosion, or other hazards.

- Health Warnings**
- If you have a pacemaker or other internal electronic device, consult your physician before using a heart rate monitor.
 - The optical wrist heart rate monitor emits green light and flashes occasionally. Consult your physician if you have epilepsy or are sensitive to flashing lights.
 - Always consult your physician before beginning or modifying any exercise program.
 - The device, accessories, heart rate monitor, blood oxygen level measurement and related data are intended to be used only for recreational purposes and not for medical purposes and are not intended to diagnose, monitor, treat, cure, or prevent any disease or condition.

- The heart rate and blood oxygen level responsibility is accepted for the consequence.
- While the optical wrist heart rate monitor best estimate of a user's heart rate, the technology that may cause some of the under certain circumstances, including t of the device, and type and intensity of a
- The smart watch relies on sensors that metrics. The data and information provi be a close estimation of your activity an completely accurate, including step, sle stress and calorie data.

FCC ID: 2BAS2-E22

NOTE: This equipment has been tested in accordance with the limits for Class B digital devices, in accordance with FCC Rules. These limits are designed to protect against harmful interference in a residential environment. This equipment may generate, use, and radiate radio frequency energy and, if not installed and used in accordance with the instructions, may cause harmful interference to radio communications. It is the user's responsibility to correct the following measures:

- Reorient or relocate the receiving antenna.
- Increase the separation between the equipment and the receiver.
- Connect the equipment into an outlet on a circuit different from that of the receiver.
- Consult the dealer or an experienced technician for help.

This device complies with Part 15 of the FCC Rules. Changes or modifications not expressly approved by the manufacturer void the user's authority to use the equipment.

- (1) this device may not cause harmful interference.
- (2) this device must accept any interference that may cause undesired operation.

202-02-SH-E22-V3