


Shenzhen cape deep communication technology co., LTD

test report



Laboratory test environment and equipment



Test item	Test equipment
S11、S12、VSWR、LOSS	Network analyzer E5071B、E5062A
Efficiency、Gain 3D Radiation Pattern	Satimo SG16 darkroom, GP7*4*3 darkroom、E5071B
TRP、TIS	Satimo SG16 darkroom, GP7*4*3 darkroom、8960、 CMW500、MT8820C、E4438C、

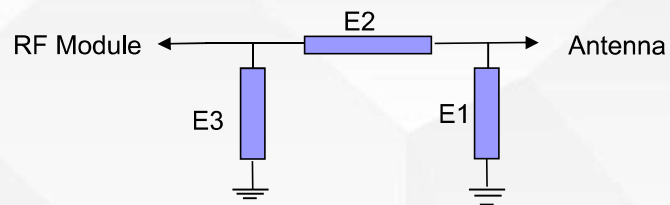


Brief description of the project

Machine type	watch		
	Frequency band information		
Antenna type and frequency band information	antenna BLE/BT	2400-2480MHZ	
Antenna material	lead		



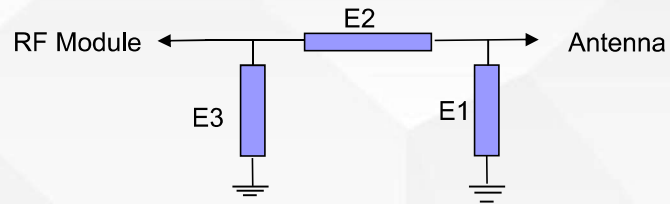
BT cable distribution circuit



	Element	Value	
watch	E1(0201)		
	E2(0201)		
	E3(0201)		



BLE antenna matching distribution circuit

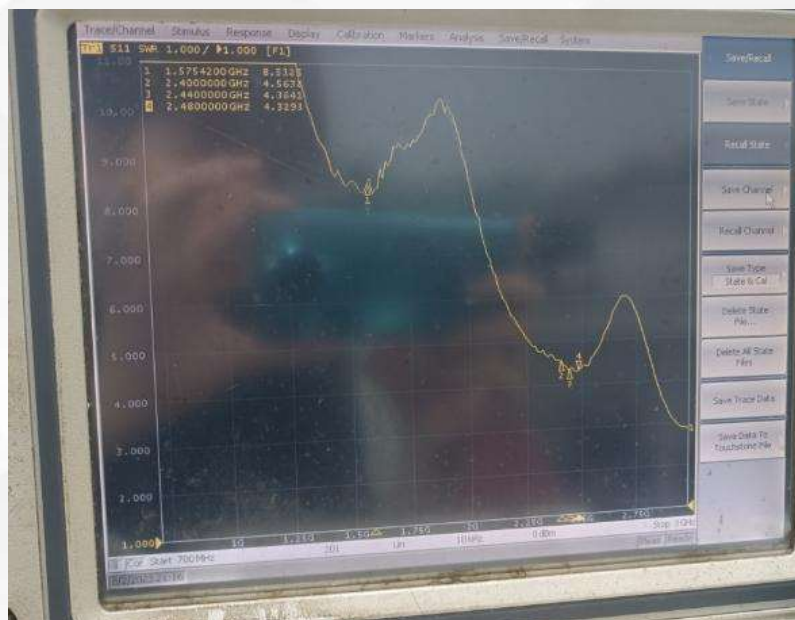


	Element	Value	
watch	E1(0201)		
	E2(0201)		
	E3(0201)		



Antenna passive standing wave diagram

BLE





Antenna passive standing wave diagram

BT



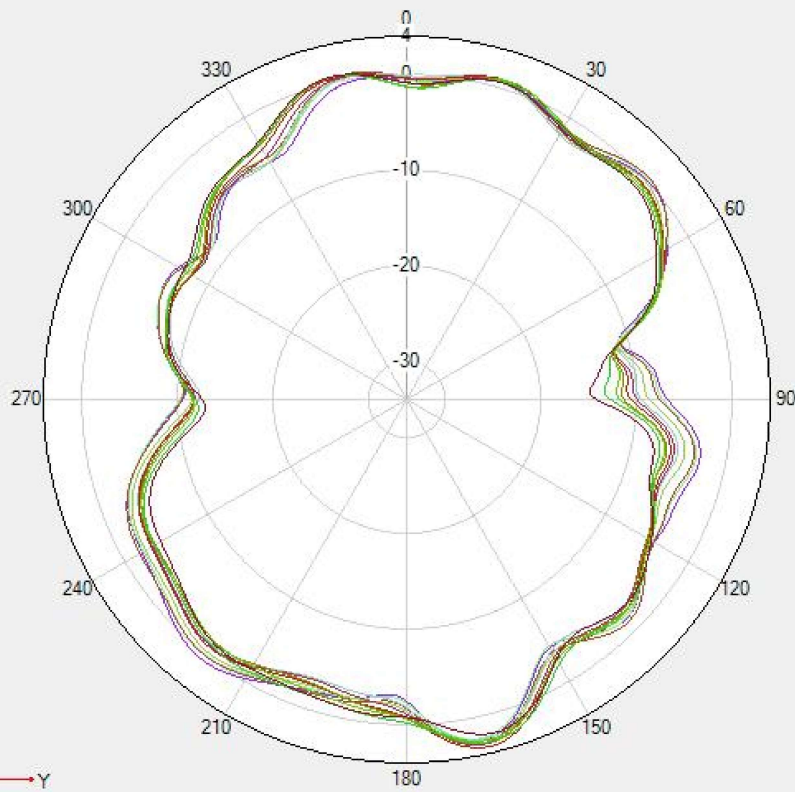


Passive efficiency data graph

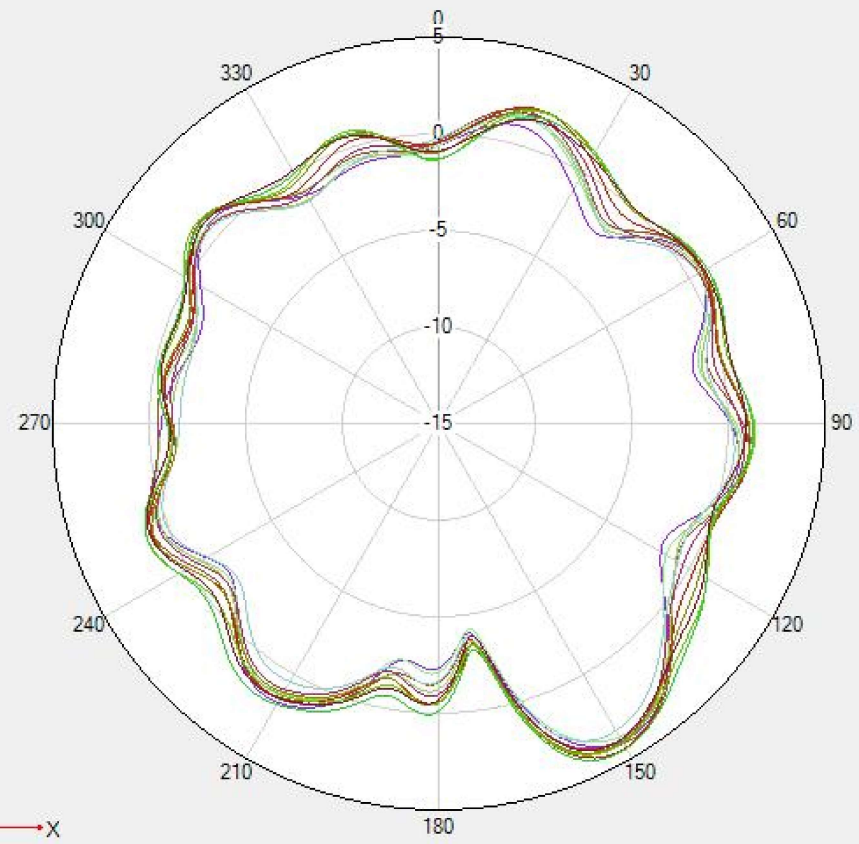
BT

Freq (MHz)	Effi (%)	Effi (dB)	Gain (dBi)
2400	6.85	-11.64	-7.44
2410	7.36	-11.33	-6.84
2420	8.04	-10.95	-6.1
2430	8.21	-10.86	-6.03
2440	8.29	-10.82	-5.7
2450	8.1	-10.92	-5.28
2460	7.77	-11.1	-5.67
2470	7.12	-11.47	-5.89
2480	6.68	-11.75	-6.45
2490	5.61	-12.51	-6.93
2500	5.08	-12.94	-7.4

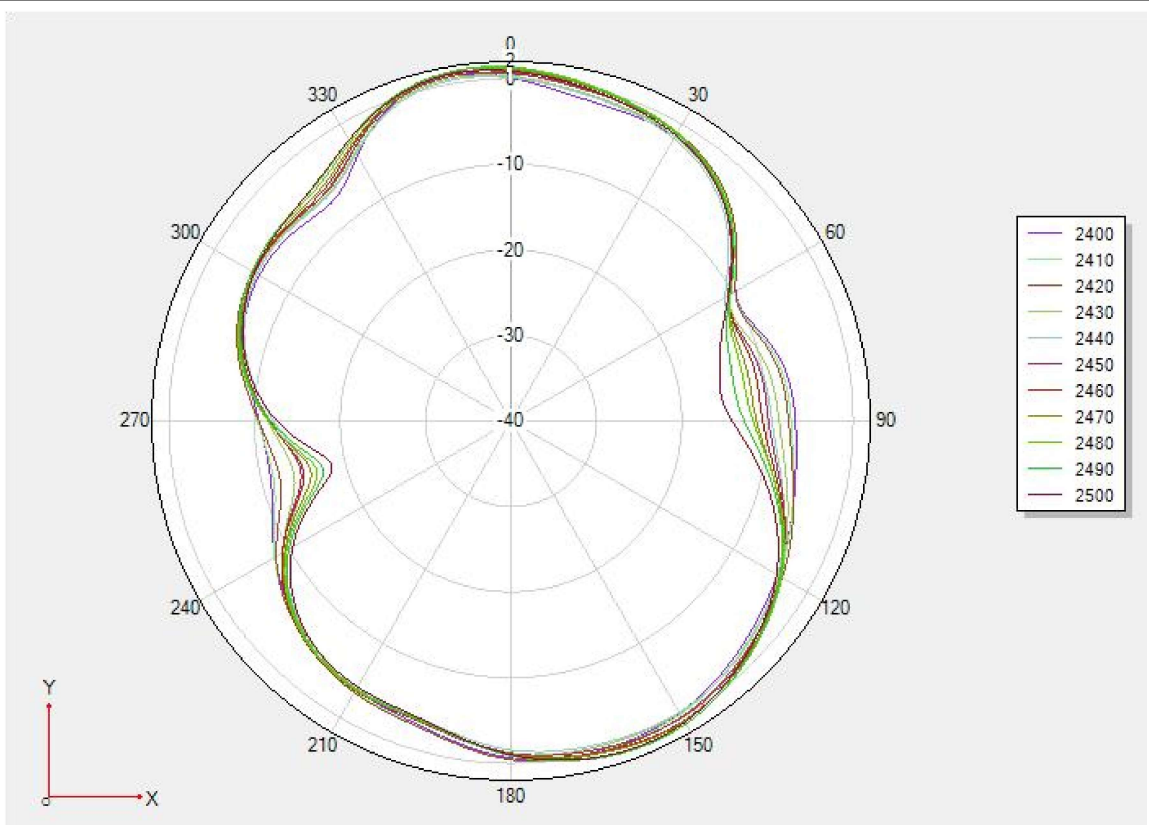




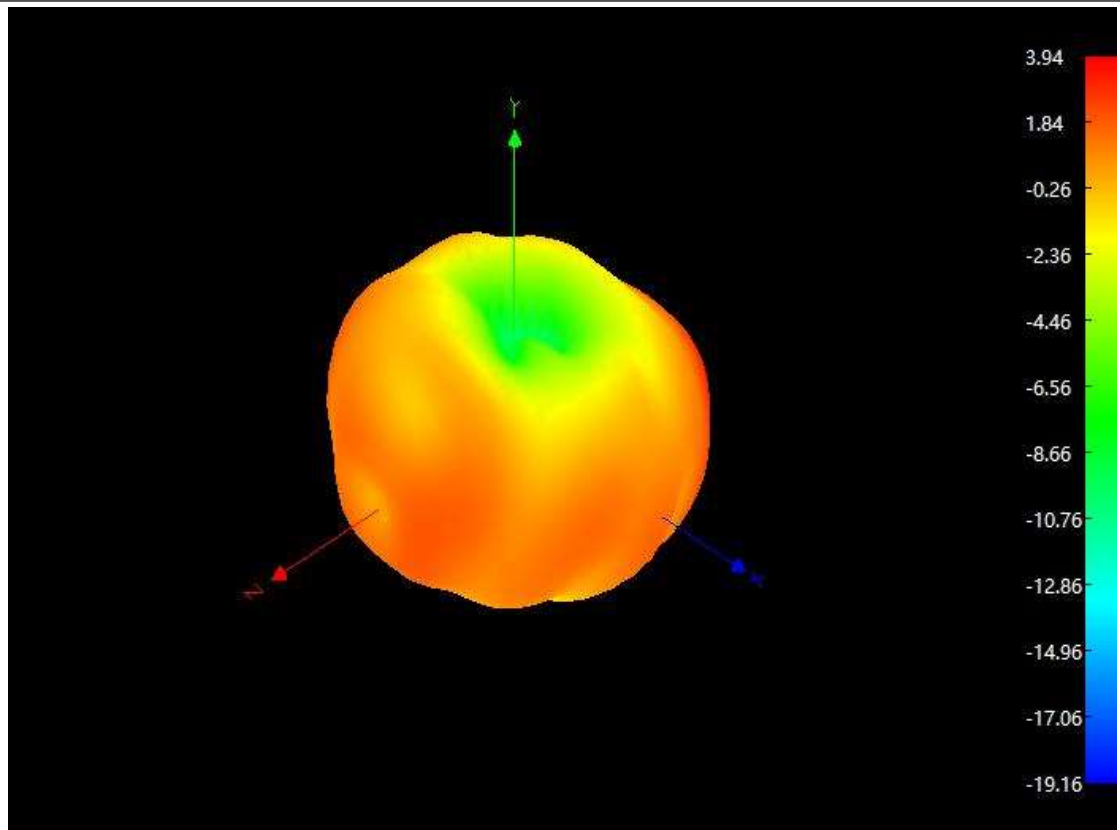
- 2400
- 2410
- 2420
- 2430
- 2440
- 2450
- 2460
- 2470
- 2480
- 2490
- 2500



- 2400
- 2410
- 2420
- 2430
- 2440
- 2450
- 2460
- 2470
- 2480
- 2490
- 2500



(3D
Pattern)





THE END