

TF-Y11说明书

尺寸：60x84mm

材质：128g铜版纸覆哑膜风琴折

Warranty card

Dear user, this warranty card is a proof of your future warranty application. Please cooperate with the seller to fill it out and keep it properly for future use!

User information

User Name	E-mail
Telephone	Postal Code
mail address	

Products

product name	Model
Product barcode/number/batch number	

Seller information

User Name	
Address	
Telephone	Postal Code
Sale date	Invoice number
Remarks	

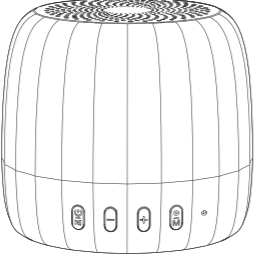
Certificate of Approval

Product No. _____

Production Time: _____

QC: _____




TRANSFORMERS



TF-Y11 BT speaker

- User Manual -

Packing list

	Speaker x 1		Type-C Charging cable x 1
	Instruction manual & certificate of conformity x 1		


Tips


- Unless otherwise indicated in the manual, do not attempt to disassemble or replace any parts inside the product.
- Do not put the product into water or any other liquid, as this product is not designed to be waterproof.
- If any liquid accidentally enters the product, please immediately disconnect and remove the product.
- To avoid electric shock, please ensure that your hands are not wet when installing or uninstalling the product.
- Do not place this product near a heat source or directly expose it to a fire source.
- Do not place this product in an environment with strong electromagnetic force, otherwise it may cause product malfunction.


Product specifications


BT version: V5.2
 Transmission distance: ≥ 10m
 Battery capacity: 500mAh
 Rated input: 5V = 500mA
 Charging time: about 1 hour
 Music playback time: about 3 hours (70% volume)
 Speaker specification: 52mm 4 Ω 3W
 Frequency response: 100Hz-180KHz


Keys and functions




 --- Short press to play/pause, long press to turn on/off

 --- Short press to decrease volume, long press to previous track

 --- Short press to increase volume, long press to next track

 --- Click on light switch, long press mode switch (requires TF card insertion, maximum capacity 64GB)


M --- *Double click the M button on any two speakers of the same model while they are turned on, wait for about 5 seconds, and a beep will sound to complete TWS pairing. Double click the M button again to disconnect.

Shutdown: When not using the speaker, press and hold the  button to shut down to prevent power loss.

Low battery alarm and automatic shutdown function: When the battery level is below 10%, the speaker will emit a warning sound. At this time, the speaker should be charged in a timely manner. When the battery level is below 3%, the machine will automatically shut down.

Product operation instructions

1. BT usage method

- Press and hold the  button for about 3 seconds to turn on the device. The sound system will sound and the blue light will flash quickly.
- Open the BT device settings, search for the BT connection name "TF-Y11", click on "Connect", and if the BT connection is successful, the sound will sound and the blue light will remain on; When using this speaker again, turning on BT between the speaker and the smart device will automatically reconnect.
- BT automatic connection function: After a successful BT connection, it will automatically disconnect when it exceeds the effective distance. After returning to the effective distance, the BT speaker and smart device will automatically connect again.

2. Indicator light status

- BT mode: Connected, the blue light remains on, and the blue light flashes slowly when playing music.
- Pairing status: The blue indicator light flashes rapidly.
- Charging indicator: The charging red light is on, and the fully charged red light is off.
- TWS status: Connected, the main and auxiliary lights are synchronized to stay on for a long time, and playing music is slow flashing.

Common problems and solutions


Fault	Solution
Multiple unsuccessful pairing attempts	Turn off the speaker and restart it, or turn off BT on the phone and then turn it on again
Music playback breaks	Is the connection distance outside the range or is there an obstacle between the speaker and the phone
Music playback breaks	Check if the speaker has a minimum sound level
Unable to power on	Is the built-in battery of the speaker charged
The power light is not on	Check if the charging interface is properly plugged in

Names and contents of hazardous substances in products

Part Name	Harmful substance					
	Pb	Hg	Cd	Cr (VI)	PBB	PBDE
Printed circuit assembly	○	○	○	○	○	○
Small structural parts such as housings	○	○	○	○	○	○

This table is prepared according to the provisions of SJ/T11364.
 ○: Indicates that the content of the hazardous substance in all homogeneous materials of the component is below the limit requirements specified in GB/T26572.
 X: Indicates that the content of the hazardous substance in at least one homogeneous material of the component exceeds the limit requirements specified in GB26572.
 Parts marked with "X" in the table cannot be substituted for hazardous substances due to the limitations of global technological development.

This form is prepared in accordance with the provisions of SJ/T11364 Printed Circuit Board Components*. Includes printed circuit boards and their parts, electronic components, and so on.
 Depending on the product model, the product you purchase may not contain all of the above components.

 Electrical and electronic products sold in the People's Republic of China must be marked with this symbol, and the number inside the symbol represents the environmental protection use period of the product under normal use.

Warranty Statement

DISCLAIMER
 No warranty, representation of position or other implication of any kind is made in this manual. The products, specifications and information mentioned in this manual are for reference only and are subject to change without notice.

Warranty Statement
 The products attached hereto are warranted as follows: If the product is damaged due to defects in quality under normal use within twelve (12) months from the date of purchase, the product will be repaired free of charge if it can be repaired, or replaced free of charge if it cannot be repaired as confirmed by the manufacturer, and the product will continue to be covered by the warranty for the remainder of the warranty period (a minimum of not less than 30 days) after the product is repaired or replaced. After repair or replacement, the product will continue to enjoy the warranty during the remaining warranty period (at least 30 days).

The date of purchase is based on the date of the sales invoice. If the date of purchase cannot be determined, the warranty period will be calculated on the basis of thirteen (13) months from the date of manufacture of the product.
 For warranty claims, please call the product service hotline first and follow our instructions. To claim the warranty, you will need to provide a valid sales invoice that is accurate, complete and legibly filled out. The above warranty does not apply to the following:

- Exceeding the validity period of the three packages;
- Altered warranty card, product code does not match the product body
- Failure or damage caused by misuse, abuse or improper transportation, use, maintenance or storage
- Failure or damage caused by force majeure (e.g. earthquake, war, fire, etc.) or accidents
- Damage to zippers, towers, or buckles due to excessive force
- Unraveling or tearing due to overloading
- Any damage caused by sharp objects
- Products that show signs of burns or flooding
- Damage caused by unauthorized modification
- Aging, discoloration, wear and tear, cracks and other wear and tear that occurs during normal use of the product.
- This warranty will be void if the original labeling of the product is altered or destroyed. The product and the accompanying materials are complete and intact appearance is not the scope of the warranty; you should receive the product on-site inspection and any discrepancies to raise objections.

The above warranty is our entire warranty in respect of the product and applies only within mainland China.
 Nothing in this document affects the rights of consumers which cannot be excluded or restricted under the law.
 Service Supervision Hotline: 400-885-8808

TRANSFORMERS

FCC Warning:

This equipment has been tested and found to comply with the limits for a Class B digital device, pursuant to part 15 of the FCC Rules. These limits are designed to provide reasonable protection against harmful interference in a residential installation. This equipment generates, uses and can radiate radio frequency energy and, if not installed and used in accordance with the instructions, may cause harmful interference to radio communications. However, there is no guarantee that interference will not occur in a particular installation. If this equipment does cause harmful interference to radio or television reception, which can be determined by turning the equipment off and on, the user is encouraged to try to correct the interference by one or more of the following measures:

- Reorient or relocate the receiving antenna.
- Increase the separation between the equipment and receiver.
- Connect the equipment into an outlet on a circuit different from that to which the receiver is connected.
- Consult the dealer or an experienced radio/TV technician for help.

Caution: Any changes or modifications to this device not explicitly approved by manufacturer could void your authority to operate this equipment.

This device complies with part 15 of the FCC Rules. Operation is subject to the following two conditions:

(1) This device may not cause harmful interference, and (2) this device must accept any interference received, including interference that may cause undesired operation.

This equipment complies with FCC radiation exposure limits set forth for an uncontrolled environment. This equipment should be installed and operated with minimum distance 0cm between the radiator and your body.