
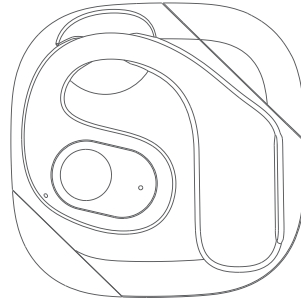


# TF-T18 说明书 成品尺寸: 66.5X95mm 128铜版纸 覆哑膜 钢琴折

虚线做  
易撕线

TF-T18 耳挂式蓝牙耳机  
使用说明书

**包装清单**

- 耳机 \*2
- Type-C充电线 \*1
- 充电仓 \*1
- 说明书与保修卡 \*1
- 挂绳 \*1

**耳机规格**

蓝牙版本: V5.4  
传输距离: ≥10m  
扬声器单元: φ14.8mm 32Ω  
灵敏度: 109±3dB @1kHz  
频响范围: 20-20kHz  
音乐播放时间: 约 5 小时  
充电时间: 1.5 小时  
电池容量: 40mAh 3.7V  
输入: 5V  $\Rightarrow$  40mA

**佩戴方法**

- 用一只手按住耳朵, 把耳机挂在耳朵上。
- 旋转调整耳机喇叭位置, 上下移动直到耳机完全贴合耳朵的轮廓。
- 注意区分L/R的佩戴位置, 如果拿反则佩戴不上去。

**触摸操作**

- 常规模式**
  - 语音助手: 长按左功能键2秒启动/关闭
  - 音量加: 单击右功能键
  - 音量减: 单击左功能键
- 音乐播放模式**
  - 播放/暂停: 双击任意耳机触摸键
  - 上一曲: 三击左耳机触摸键
  - 下一曲: 三击右耳机触摸键
- 通话模式**
  - 接听/挂断来电: 双击任意耳机触摸键
  - 拒接来电: 长按任意耳机触摸键2秒
- 游戏/音乐模式切换**
  - 音乐模式: 长按右耳机触摸键2秒 (语音提示音"music mode")
  - 游戏模式: 长按右耳机触摸键2秒 (语音提示音"game mode")

**产品中有有害物质名称及含量**

部件名称	有害物质					
	铅(Pb)	汞(Hg)	镉(Cd)	六价铬(Cr(VI))	多溴联苯(PBBs)	多溴二苯醚(PBDEs)
印刷电路组件	○	○	○	○	○	○
外壳等小结构件	○	○	○	○	○	○

指不含有6种有毒有害物质或含有但小于限量值, 字母 "e" 代表英文字母电子(electronic); 电子(electrical)和环境(environment)的首字母, 环绕的曲线箭头表示可回收利用。

**保修声明**

免责声明: 本使用手册没有任何形式的担保、立表达或其他暗示, 本使用手册所提到的产品、规格及信息仅供参考, 内容亦会随时更新于网页, 恕不另行通知。

保修声明: 就本文件附随的产品做如下保证: 如产品在您购买日起十二(12)个月("保修期")内, 在正常使用情况下因质量问题发生损坏、需修理的, 免费修理, 经厂家确认无法修理的, 免费更换; 修理或更换后的产品, 在剩余保修期(最少不少于30天)内继续享有保修。购买日期以发票日期为准, 如无法确定购买日期, 则保修期自产品生产日期起按十三(13)个月计算。

如申请保修, 请先致电产品服务热线, 并按我们指示的方式执行。申请保修时, 您需要提供: 完整和清晰填写的有效销售发票, 以上保证不适用于下列情况:

- 超过三包有效期的;
- 涂改保修卡, 产品编码与产品本体不符;
- 因误用、滥用或不适当的运输、使用、维护或保管而导致的故障或损坏;
- 因不可抗力(如地震、战争、火灾等)或意外导致的故障或损坏;
- 盗窃、损坏或人为力过大而损坏;
- 因承受过重造成的脱挂或断裂;
- 任何因尖锐物体造成的损坏;
- 有跌落或水浸迹象的产品;
- 因私自拆改导致的损坏;
- 产品在正常使用过程中发生的老化、褪色、磨损、破裂和其他损耗;
- 如产品原有标识标签被更改或损毁, 本保证将失效。
- 产品及随附材料的齐备和外观完好不属于保证范围, 您应在接收产品时当场检验并对任何不符提出异议。

以上保证是我们就产品做出的全部保证, 本文件的任何内容均不影响根据国家规定不能排除或限制的消费者权益。

服务监督热线: 400-885-8808

**保修卡**

尊敬的用户, 本保修卡是您将来申请保修的凭证, 请您配合销售商填写并妥善保管!

**用户信息**


用户姓名	电子邮箱
联系电话	邮政编码
通讯地址	

**产品信息**

产品名称	产品型号
产品条码/编号/批号	

**销售商信息**

名称	
地址	
联系电话	邮政编码
销售日期	发票号码
备注	



TF-T18 Ear mounted BT earphones  
Instruction manual

**合格证**

产品编号: \_\_\_\_\_  
生产日期: \_\_\_\_\_  
检验员: \_\_\_\_\_

**Warranty Service**

Dear user, this warranty card is the proof of your future warranty application, please cooperate with the seller to fill it out and keep it for future use!

**User info**

User name	Email
Contact number	Postal code
Mailing address	

**Product information**

Product name	Product number
Product barcode / Serial number / Batch number	

**Vendor information**

Name	
Address	
Contact number	Postal code
Sales date	Invoice number
Remark	

**包装清单**

- Headphones \*2
- Type-C Charging cable \*1
- Charging case \*1
- Instructions and Warranty card \*1
- sling \*1

**产品规格**

BT version: V5.4  
Transmission distance: ≥10m  
Speaker unit: φ14.8mm 32Ω  
Sensitivity: 109±3dB@1kHz  
Frequency response range: 20-20kHz  
Music playback time: About 5 hours  
Charging time: 1.5 hours  
Battery capacity: 40mAh 3.7V  
input: 5V  $\Rightarrow$  40mA

**佩戴方法**

- Hold the ear with one hand and hang the earphones over your ears.
- Rotate and adjust the horn position of the earphone, moving it up and down until the earphone completely fits the outline of the ear.
- Pay attention to distinguish the wearing position of L/R, if it is reversed, it cannot be worn up.

**触摸操作**

- General mode**
  - Voice Assistant: Press and hold the left function key for 2 seconds to start/stop
  - Volume Increase: Click the right function key
  - Volume Down: Click the left function button
- Music playback mode**
  - Play/Pause: Double click any headset touch button
  - Previous: Three hits left ear function key
  - Next: Three clicks right ear function key
- Call mode**
  - Answer/hang up a call: Double click any headset touch button
  - Reject incoming calls: Hold down any earphone touch button for 2 seconds
- Game/Music mode switch**
  - Music mode: Press and hold the touch button on your right ear for 2 seconds. (Prompt tone: "music mode")
  - Game mode: Long press the right ear touch button for 2 seconds. (Prompt tone: "game mode")

**产品中有有害物质名称及含量**

Part Names	Harmful Substances					
	Pb	Hg	Cd	Cr(VI)	PBB	PBDE
Printed circuit assembly	○	○	○	○	○	○
Small structural parts such as shell	○	○	○	○	○	○

This form is compiled in accordance with SJ/T 11364. ○ indicates that the content of the hazardous substance in all homogeneous materials of the part is in below the limit required by GB/T 26572. X indicates that the hazardous substance at least in a certain homogeneous material of the part exceeds the limit requirements specified in GB/T 26572. The parts marked with "X" on the form are all harmful due to the limitations of global technological development. Substitution of substances.

Printed circuit board components: Including printed circuit boards and their parts, electronic components, etc. and depending on the product model, the earbuds you purchased may not contain all the above components.

Does not contain 6 kinds of toxic and harmful substances or contains but is less than the limit value, the letter "e" stands for the English letter electronic. The initials of electrical and environment; The curved arrows around it indicate recyclability.

**保修声明**

Disclaimer: This user manual does not have any form of guarantee, position expression or other implication. The mentioned products, specifications and information are for reference only, and the content will also be updated on the web at any time without additional separate notice.

Warranty statement: The product attached to this document is guaranteed as follows: If the product is twelve (12) months from the date of purchase ("Warranty Period") under normal conditions of use due to quality defects, damaged, can be repaired. Free repair/free replacement if the manufacturer confirms that it cannot be repaired, repaired or replaced product. Continue to enjoy the warranty during the remaining warranty period (the shortest not less than 30 days). Purchased by sale the ticket date shall prevail if the purchase date cannot be determined, the warranty period shall be 13 (13) months. If you apply for a warranty, please call the product service hotline first and execute it in the manner instructed by us. When applying for warranty, you need to provide an accurate, complete and clearly filled out valid sales invoice.


The above guarantee does not apply to the following situations:

- Exceeding the validity period of the three packs;
- Altering the warranty card and product code does not match the product body;
- Causes caused by misuse, abuse or improper transportation, use, maintenance or storage obstacles or damage;
- Failure or damage caused by force majeure (such as earthquake, war, disaster, etc.) or accident loss;
- The zipper and lower buckle are damaged due to excessive force;
- Disconnection or tearing caused by excessive load;
- Any damage caused by sharp objects;
- Products with signs of burning or flooding;
- Damage caused by unauthorized disassembly;
- Aging, discoloration, abrasion, rupture and other losses that occur during the normal use of the product;
- If the original identification label of the product is changed or damaged, this guarantee will become invalid.

The completeness and appearance of the product and accompanying materials are not within the scope of the guarantee. You should check on the spot and raise objections to any discrepancies.

The above warranties are all warranties we make with respect to our products. Nothing in this document affects what cannot be done under law. Exclusion or limitation of consumer rights.

Service supervision hotline: 400-885-8808



TF-T18 Ear mounted BT earphones  
Instruction manual

**合格证**

Product No: \_\_\_\_\_  
Production Time: \_\_\_\_\_  
QC: \_\_\_\_\_

虚线做  
易撕线

FCC Warning:

This equipment has been tested and found to comply with the limits for a Class B digital device, pursuant to part 15 of the FCC Rules. These limits are designed to provide reasonable protection against harmful interference in a residential installation. This equipment generates, uses and can radiate radio frequency energy and, if not installed and used in accordance with the instructions, may cause harmful interference to radio communications. However, there is no guarantee that interference will not occur in a particular installation. If this equipment does cause harmful interference to radio or television reception, which can be determined by turning the equipment off and on, the user is encouraged to try to correct the interference by one or more of the following measures:

- Reorient or relocate the receiving antenna.
- Increase the separation between the equipment and receiver.
- Connect the equipment into an outlet on a circuit different from that to which the receiver is connected.
- Consult the dealer or an experienced radio/TV technician for help.

Caution: Any changes or modifications to this device not explicitly approved by manufacturer could void your authority to operate this equipment.

This device complies with part 15 of the FCC Rules. Operation is subject to the following two conditions:

(1) This device may not cause harmful interference, and (2) this device must accept any interference received, including interference that may cause undesired operation.

This equipment complies with FCC radiation exposure limits set forth for an uncontrolled environment. This equipment should be installed and operated with minimum distance 0cm between the radiator and your body.