


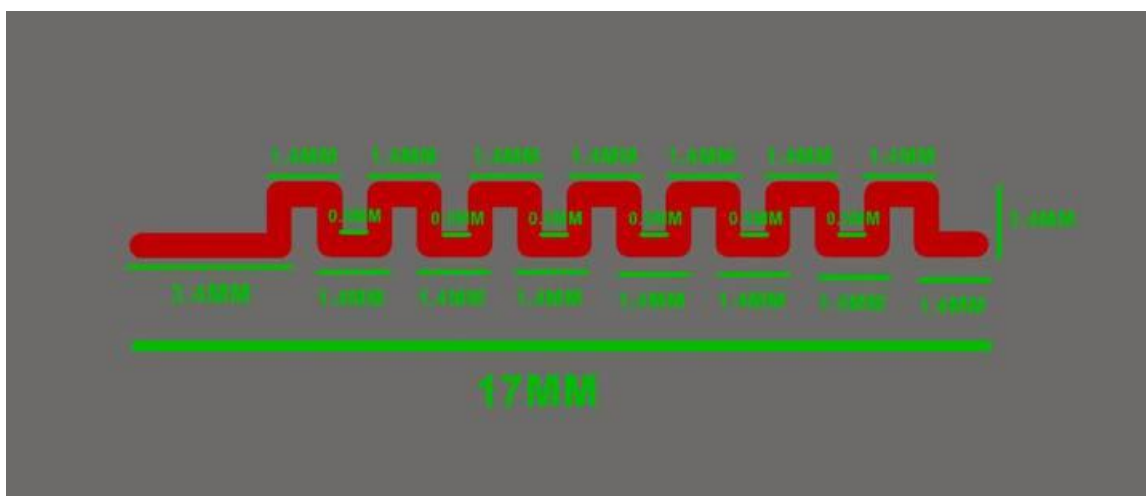
## 科普豪 2.4G-2.48G 频段板载 PIFA 天线测试报告

SPECIFICATIONS	
Frequency (MHz)	2400-2480
Peak Gain (dBi)	-3.6
Average Gain (dBi)	> -11
VSWR	< 6.8
Impedance ( $\Omega$ )	50 $\Omega$
Antenna Type	Plannar Inverted F Antenna on board
Polarization	Linear

测试环境：中科国技暗室测试系统



天线实物及物理尺寸



天线无源 S 参数:

驻波比 (VSWR)、回波损耗 (Return Loss) 及史密斯圆图



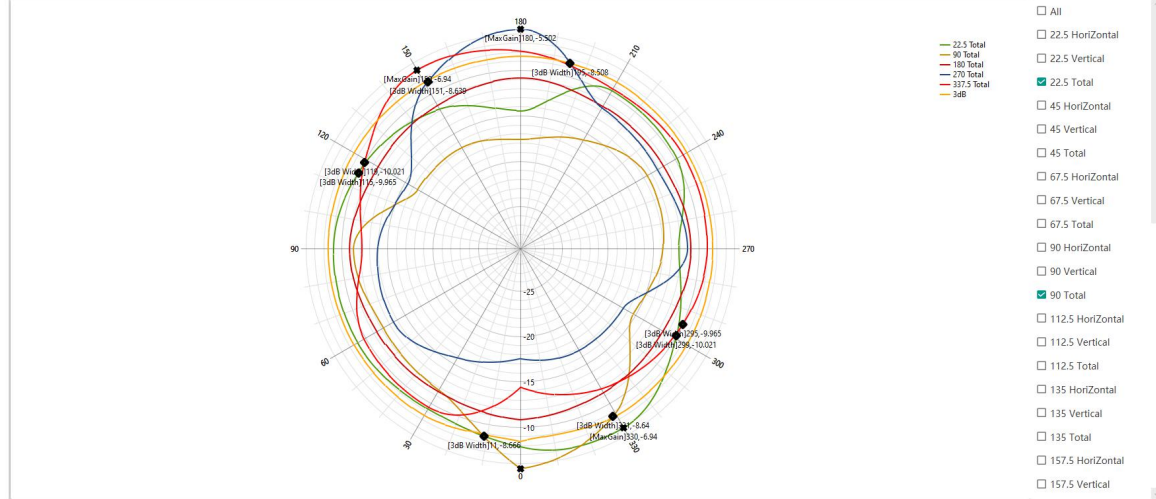
天线效率及增益

Frequency (MHz)	Gain (dBi)	Efficiency (%)	AverageGain (dBi)	Efficiency (dB)
2400	-4.188	0.09626	-11.067	-10.165
2410	-4.597	9.17%	-11.43	-10.376
2420	-4.164	9.96%	-10.807	-10.019
2430	-4.956	9.06%	-11.193	-10.43
2440	-5.502	8.26%	-11.679	-10.832
2450	-4.937	9.18%	-11.032	-10.371
2460	-5.025	9.20%	-11.079	-10.36
2470	-4.582	10.07%	-10.566	-9.972
2480	-3.615	12.83%	-9.506	-8.916
Average	-4.6184444444	9.71%	-10.92877778	-10.16011111
Peak	-3.615	12.83%	-9.506	-8.916

# 天线 2440MHz 2D-Theta Pattern

Parameters [Graph](#) [Table](#)

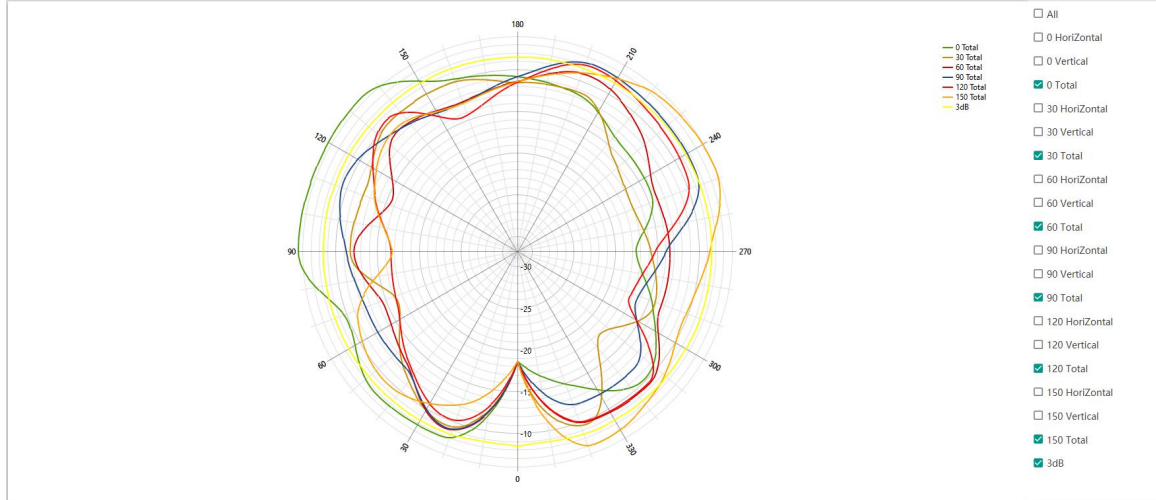
[2D-Theta](#) [2D-Line-Theta](#) [2D-Phi](#) [2D-Line-Phi](#) [DataLine](#) [HeatMap](#) [3D](#)



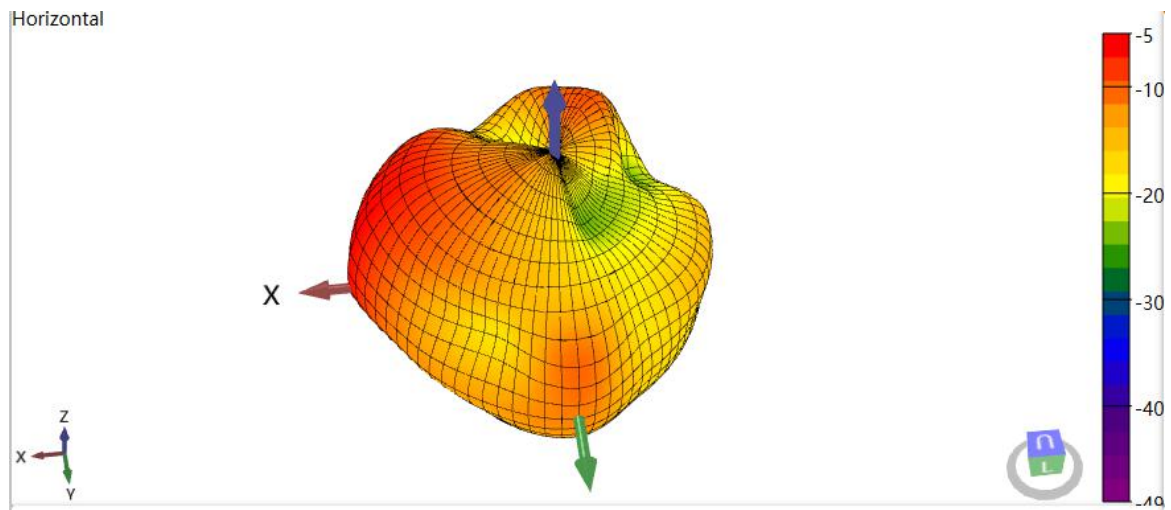
# 天线 2440MHz 2D-Phi Pattern

Parameters [Graph](#) [Table](#)

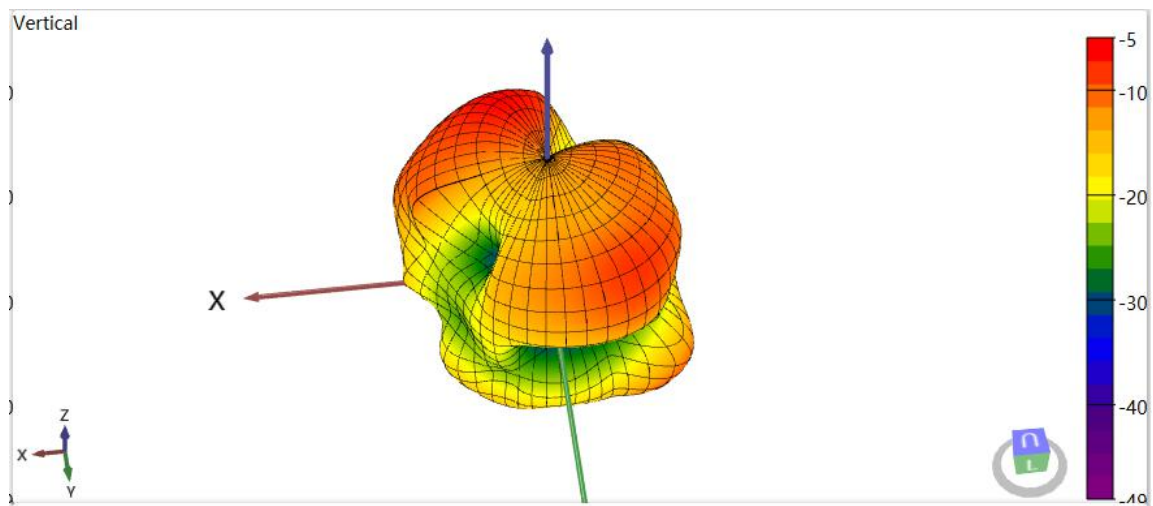
[2D-Theta](#) [2D-Line-Theta](#) [2D-Phi](#) [2D-Line-Phi](#) [DataLine](#) [HeatMap](#) [3D](#)



### 天线 2440MHz 3D-Horizontal Pattern



### 天线 2440MHz 3D-Vertical Pattern



# 2440MHz 3D-Total Pattern

