

Case No. : <u>GTS20230628010-1-3</u>
Ambient Condition: <u>23</u> °C, <u>48</u> %RH, Atmos100.1Kpa,
Test Date: <u>2023.7.10</u> Test Engineer: <u>Jenny zeng</u>

Appendix C.1: DTS Bandwidth

Test Result

Test Mode	Antenna	Frequency[MHz]	DTS BW [MHz]	FL[MHz]	FH[MHz]	Limit[MHz]	Verdict
11B	Ant2	2412	10.080	2406.960	2417.040	0.5	PASS
		2437	9.560	2431.960	2441.520	0.5	PASS
		2462	9.600	2457.440	2467.040	0.5	PASS
11G	Ant2	2412	13.760	2404.480	2418.240	0.5	PASS
		2437	15.280	2429.480	2444.760	0.5	PASS
		2462	15.880	2454.240	2470.120	0.5	PASS
11N20SISO	Ant2	2412	15.600	2404.800	2420.400	0.5	PASS
		2437	11.040	2431.360	2442.400	0.5	PASS
		2462	13.120	2456.400	2469.520	0.5	PASS
11N40SISO	Ant2	2422	35.040	2404.480	2439.520	0.5	PASS
		2437	33.840	2419.480	2453.320	0.5	PASS
		2452	34.960	2434.480	2469.440	0.5	PASS

Test Graphs



11B_Ant2_2412



11B_Ant2_2437



11B_Ant2_2462



11G_Ant2_2412



11G_Ant2_2437



11G_Ant2_2462



11N20SISO_Ant2_2412



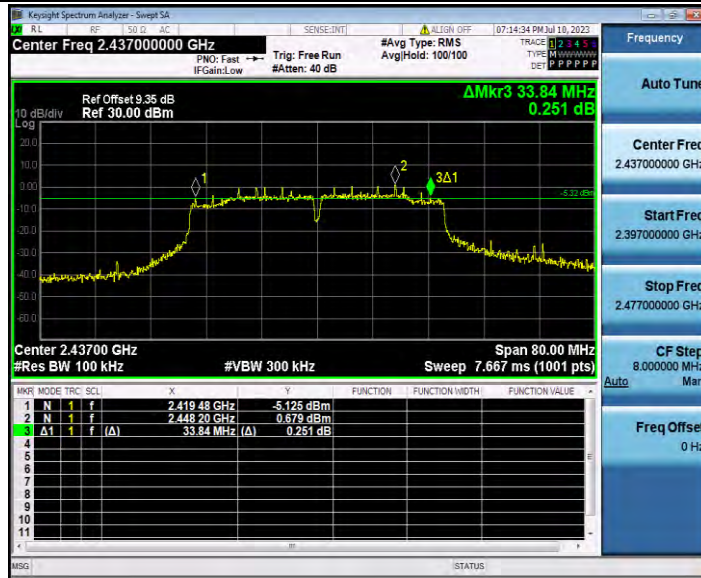
11N20SISO_Ant2_2437



11N20SISO_Ant2_2462



11N40SISO_Ant2_2422



11N40SISO_Ant2_2437



11N40SISO_Ant2_2452

Appendix C.2: Occupied Channel Bandwidth

Test Result

Test Mode	Antenna	Channel Frequency[MHz]	OCB [MHz]	FL[MHz]	FH[MHz]	Limit[MHz]	Verdict
11B	Ant2	2412	12.908	2405.583	2418.491	---	---
		2437	13.433	2430.417	2443.850	---	---
		2462	13.172	2455.470	2468.642	---	---
11G	Ant2	2412	16.930	2403.626	2420.556	---	---
		2437	16.969	2428.587	2445.556	---	---
		2462	16.862	2453.563	2470.425	---	---
11N20SISO	Ant2	2412	18.005	2403.064	2421.069	---	---
		2437	18.098	2428.102	2446.200	---	---
		2462	17.979	2453.064	2471.043	---	---
11N40SISO	Ant2	2422	36.197	2404.047	2440.244	---	---
		2437	36.227	2419.038	2455.265	---	---
		2452	36.179	2434.038	2470.217	---	---

Test Graphs



11B_Ant2_2412



11B_Ant2_2437



11B_Ant2_2462



11G_Ant2_2412



11G_Ant2_2437



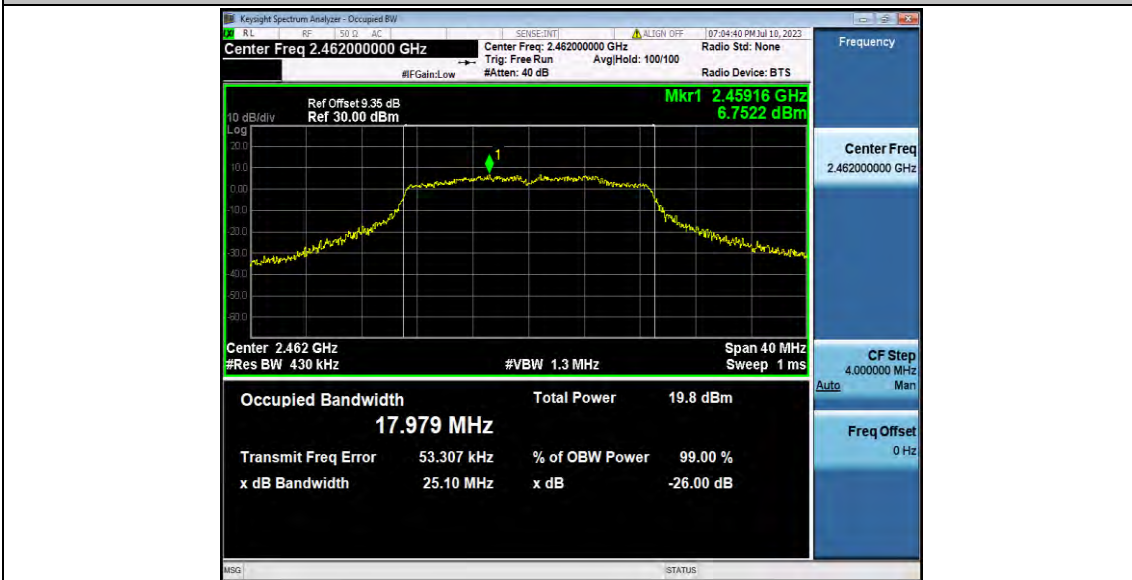
11G_Ant2_2462



11N20SISO_Ant2_2412



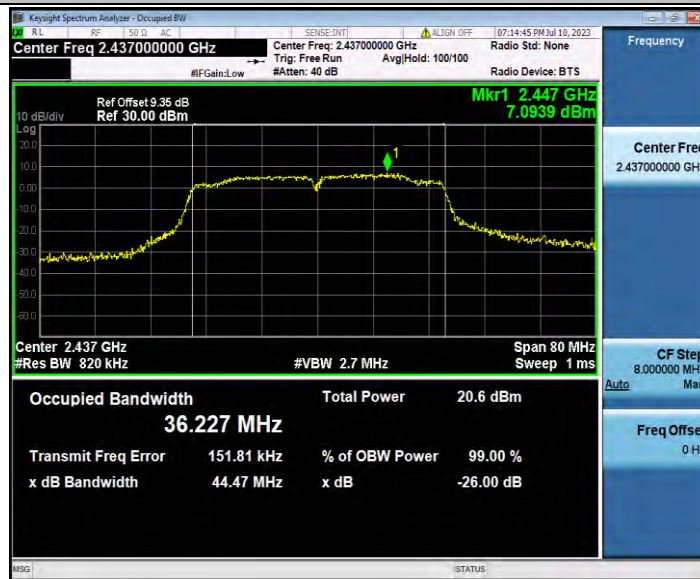
11N20SISO_Ant2_2437



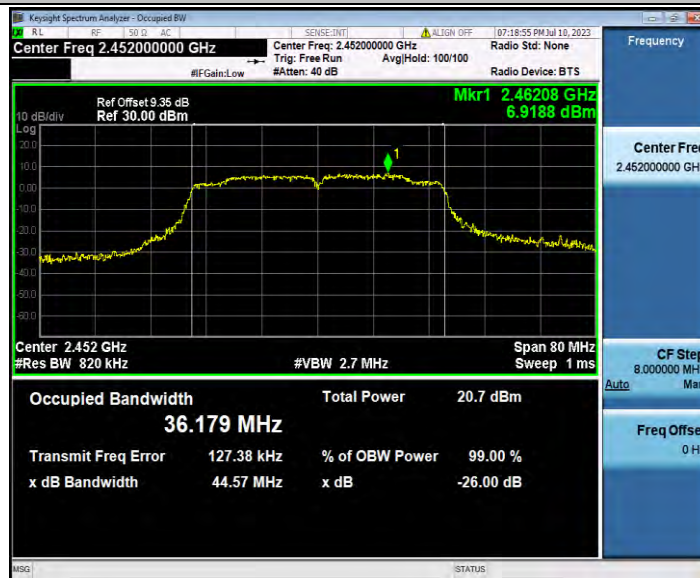
11N20SISO_Ant2_2462



11N40SISO_Ant2_2422



11N40SISO_Ant2_2437



11N40SISO_Ant2_2452

Appendix C.3: Maximum conducted output power

Test Result Peak

Test Mode	Antenna	Frequency[MHz]	Peak Power[dBm]	Conducted Limit[dBm]	Verdict
11B	Ant2	2412	19.12	≤30.00	PASS
		2437	20.22	≤30.00	PASS
		2462	20.68	≤30.00	PASS
11G	Ant2	2412	21.32	≤30.00	PASS
		2437	20.91	≤30.00	PASS
		2462	20.91	≤30.00	PASS
11N20SISO	Ant2	2412	19.63	≤30.00	PASS
		2437	20.93	≤30.00	PASS
		2462	20.87	≤30.00	PASS
11N40SISO	Ant2	2422	19.86	≤30.00	PASS
		2437	20.81	≤30.00	PASS
		2452	20.95	≤30.00	PASS

Appendix C.4: Maximum power spectral density

Test Result

Test Mode	Antenna	Frequency[MHz]	Result[dBm/3-100kHz]	Limit[dBm/3kHz]	Verdict
11B	Ant2	2412	-6.89	≤8.00	PASS
		2437	-5.36	≤8.00	PASS
		2462	-5.55	≤8.00	PASS
11G	Ant2	2412	-10.79	≤8.00	PASS
		2437	-10.87	≤8.00	PASS
		2462	-11.58	≤8.00	PASS
11N20SISO	Ant2	2412	-12.47	≤8.00	PASS
		2437	-11.26	≤8.00	PASS
		2462	-11.43	≤8.00	PASS
11N40SISO	Ant2	2422	-15.17	≤8.00	PASS
		2437	-13.59	≤8.00	PASS
		2452	-14.5	≤8.00	PASS

Test Graphs



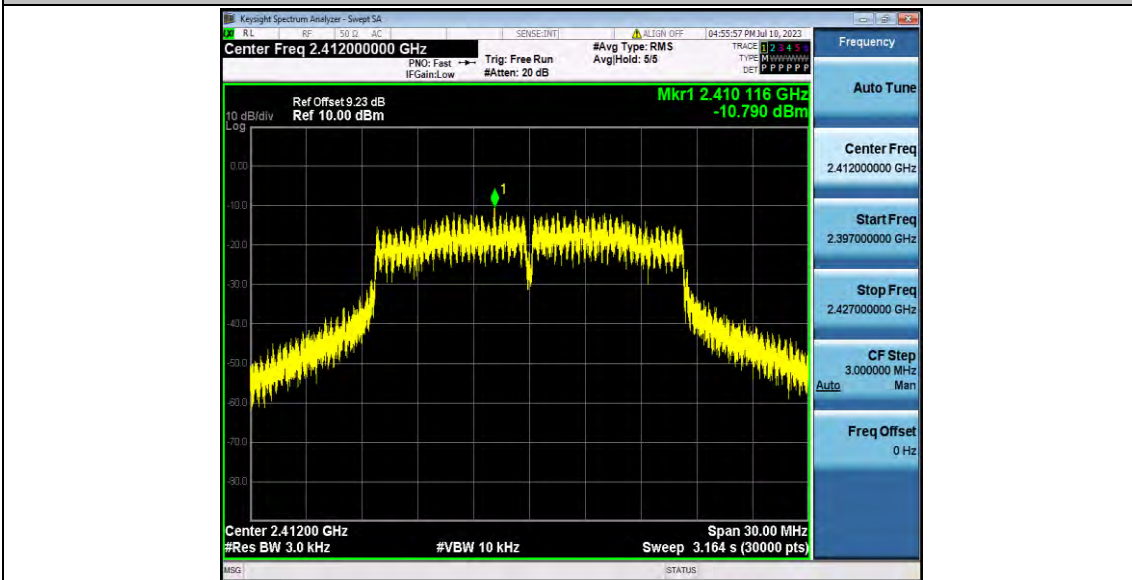
11B_Ant2_2412



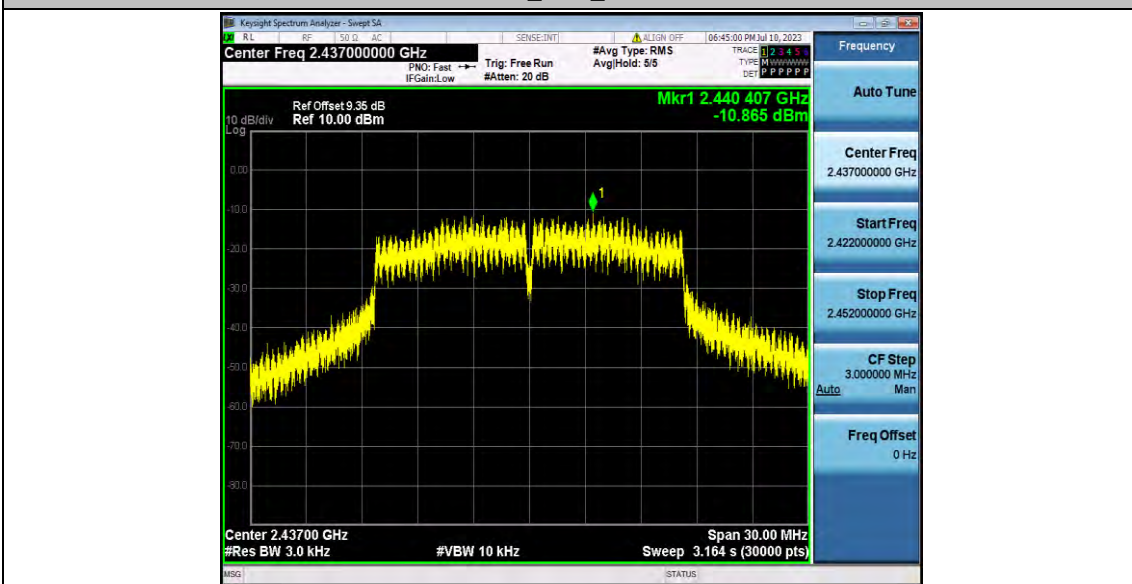
11B_Ant2_2437



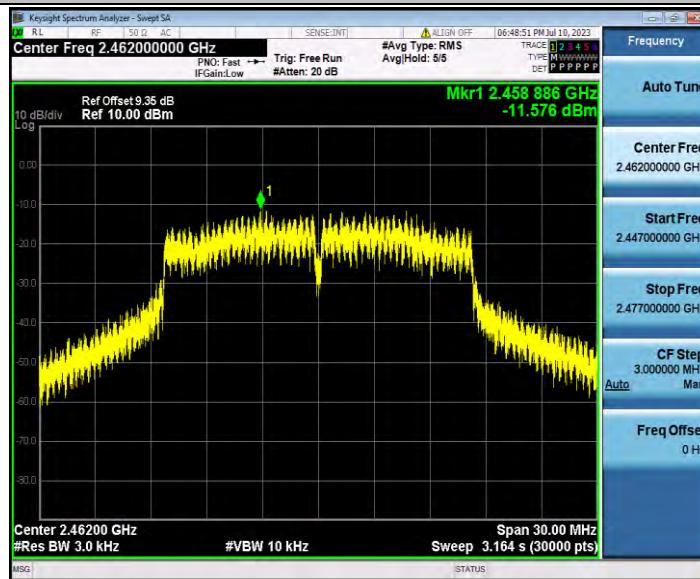
11B_Ant2_2462



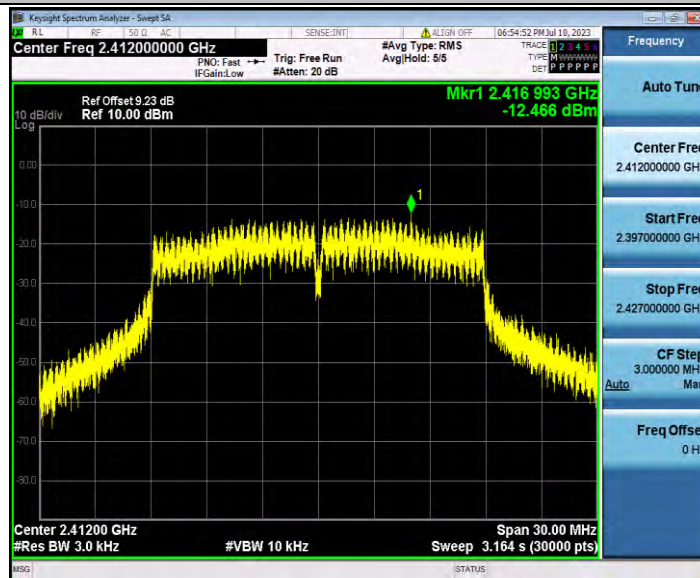
11G_Ant2_2412



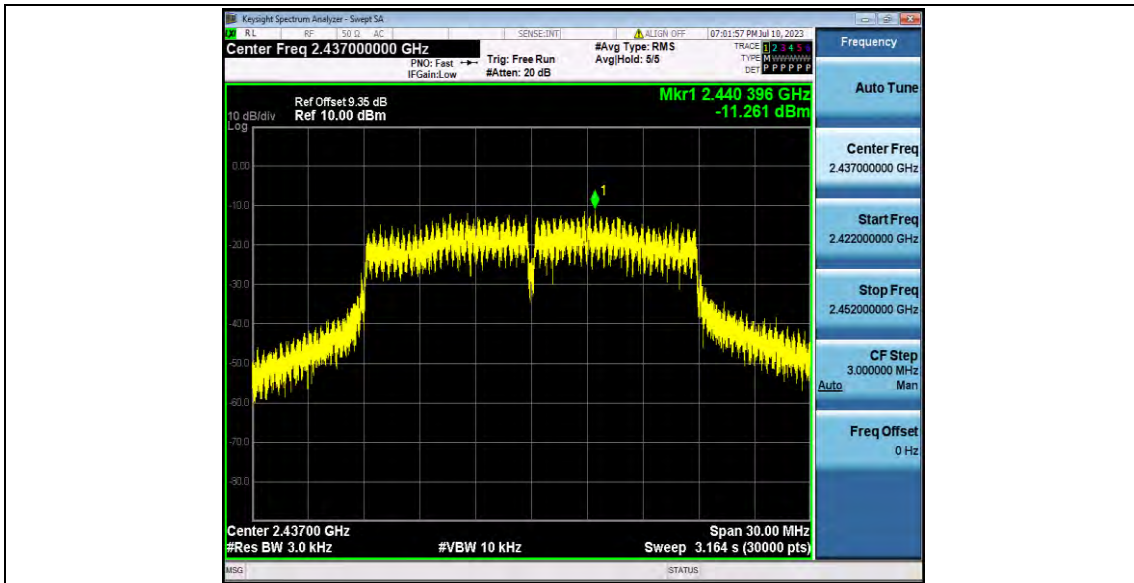
11G_Ant2_2437



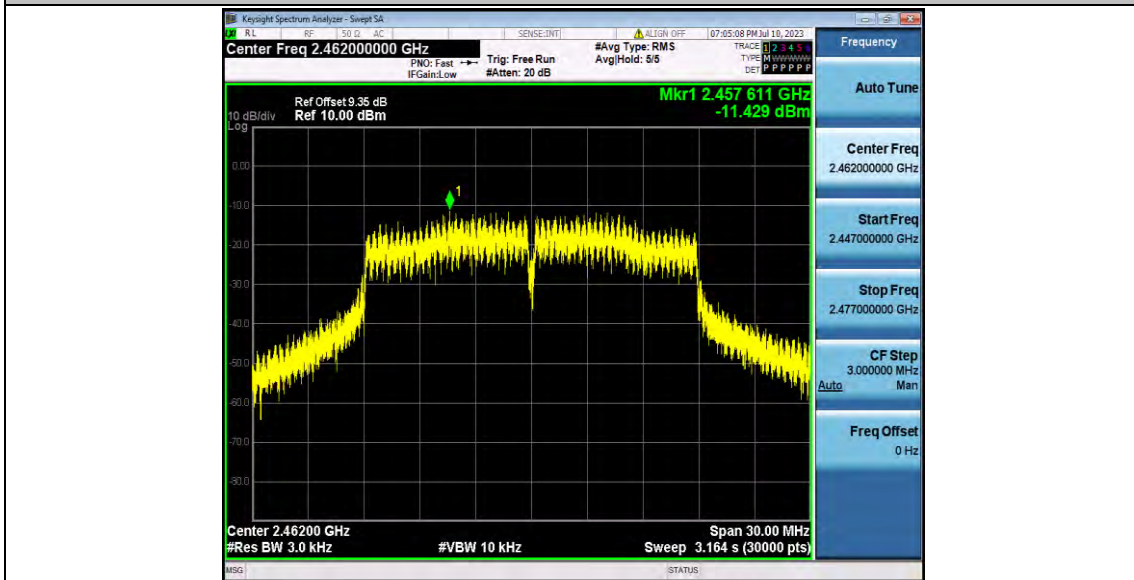
11G_Ant2_2462



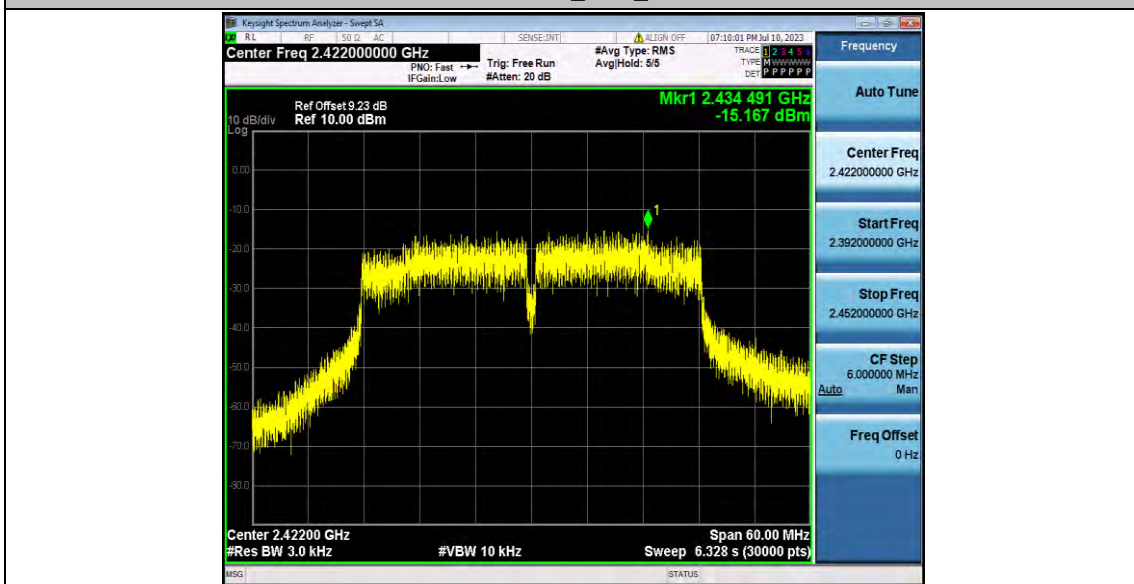
11N20SISO_Ant2_2412



11N20SISO_Ant2_2437



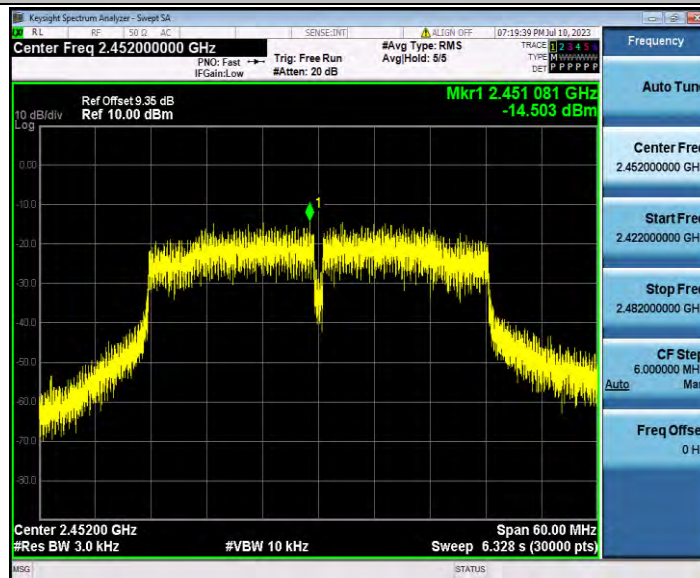
11N20SISO_Ant2_2462



11N40SISO_Ant2_2422



11N40SISO_Ant2_2437



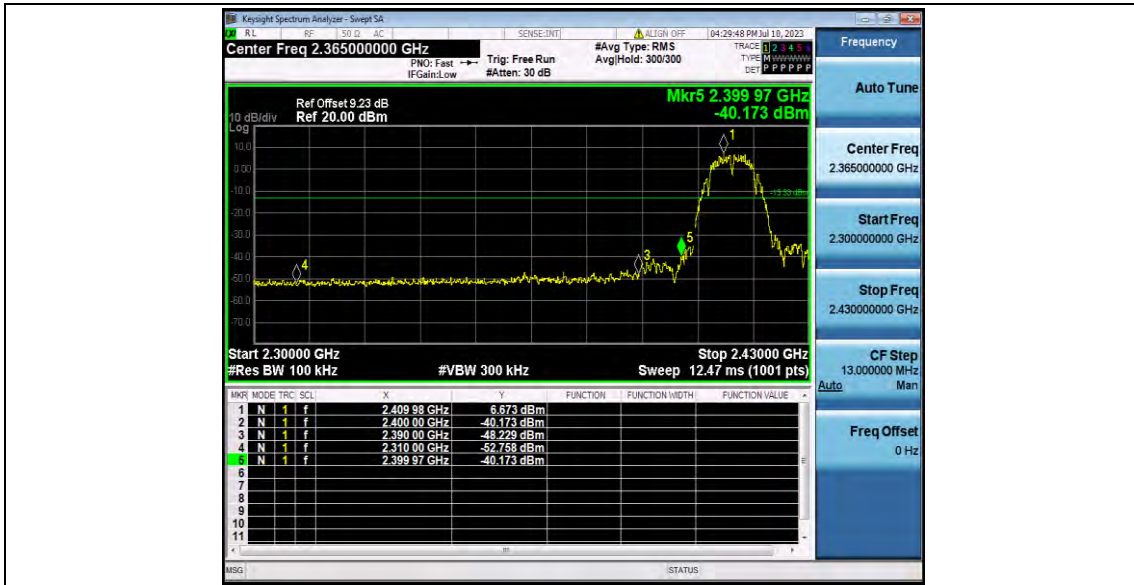
11N40SISO_Ant2_2452

Appendix C.5: Band edge measurements

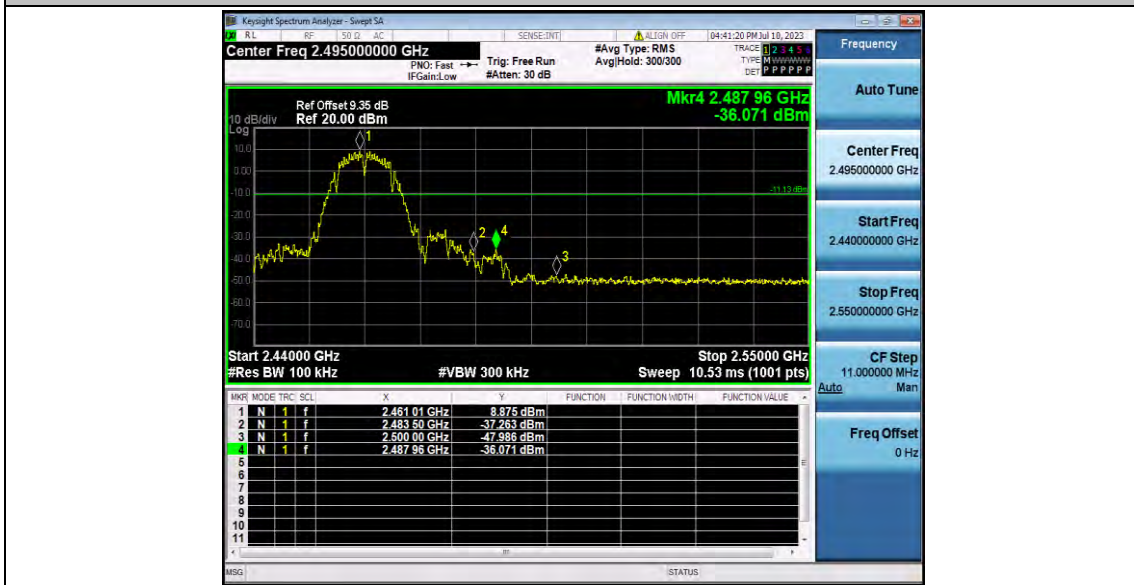
Test Result

Test Mode	Antenna	ChName	Frequency [MHz]	RefLevel[dBm]	Result[dBm]	Limit[dBm]	Verdict
11B	Ant2	Low	2412	6.67	-40.17	≤-13.33	PASS
		High	2462	8.88	-36.07	≤-11.13	PASS
11G	Ant2	Low	2412	4.43	-24.91	≤-15.57	PASS
		High	2462	3.49	-39.21	≤-16.51	PASS
11N20SISO	Ant2	Low	2412	2.60	-27.7	≤-17.4	PASS
		High	2462	3.87	-35.22	≤-16.13	PASS
11N40SISO	Ant2	Low	2422	-0.13	-32.48	≤-20.13	PASS
		High	2452	0.69	-28.16	≤-19.31	PASS

Test Graphs



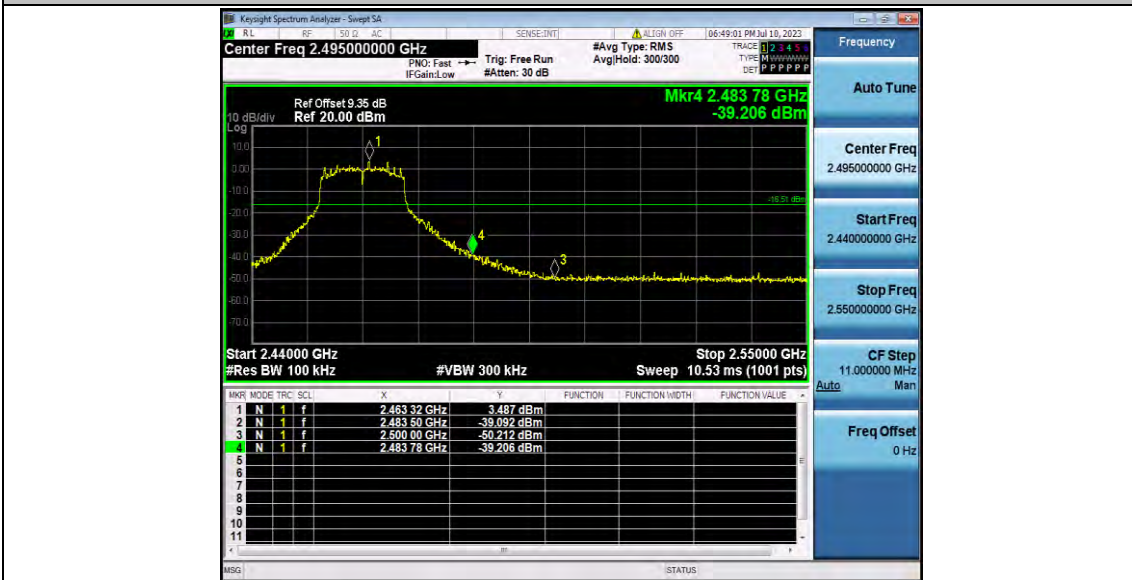
11B_Ant2_Low_2412



11B_Ant2_High_2462



11G_Ant2_Low_2412



11G_Ant2_High_2462



11N20SISO_Ant2_Low_2412



11N20SISO_Ant2_High_2462



11N40SISO_Ant2_Low_2422



11N40SISO_Ant2_High_2452

Appendix C.6: Conducted Spurious Emission

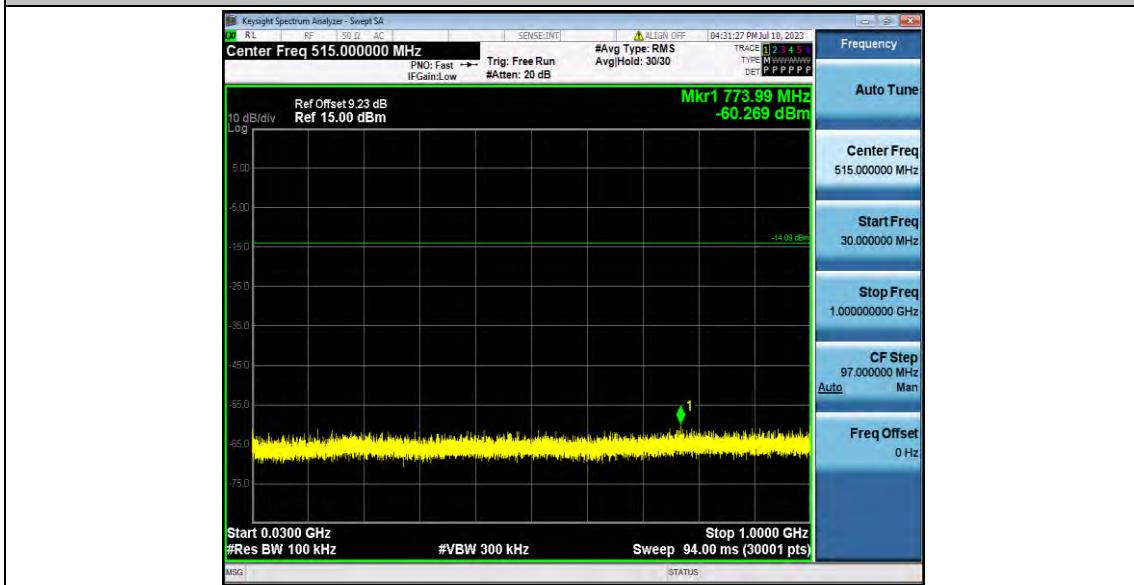
Test Result

Test Mode	Antenna	Frequency[MHz]	FreqRange [Mhz]	RefLevel [dBm]	Result [dBm]	Limit [dBm]	Verdict
11B	Ant2	2412	Reference	5.91	5.91	---	PASS
			30~1000	5.91	-60.27	≤-14.09	PASS
			1000~26500	5.91	-47.37	≤-14.09	PASS
		2437	Reference	6.34	6.34	---	PASS
			30~1000	6.34	-59.15	≤-13.66	PASS
			1000~26500	6.34	-48.07	≤-13.66	PASS
		2462	Reference	7.61	7.61	---	PASS
			30~1000	7.61	-59.47	≤-12.39	PASS
			1000~26500	7.61	-46.8	≤-12.39	PASS
11G	Ant2	2412	Reference	2.61	2.61	---	PASS
			30~1000	2.61	-59.49	≤-17.39	PASS
			1000~26500	2.61	-47.62	≤-17.39	PASS
		2437	Reference	1.23	1.23	---	PASS
			30~1000	1.23	-60.19	≤-18.77	PASS
			1000~26500	1.23	-47.71	≤-18.77	PASS
		2462	Reference	1.20	1.20	---	PASS
			30~1000	1.20	-60.06	≤-18.8	PASS
			1000~26500	1.20	-47.29	≤-18.8	PASS
11N20SISO	Ant2	2412	Reference	-0.03	-0.03	---	PASS
			30~1000	-0.03	-60.43	≤-20.03	PASS
			1000~26500	-0.03	-47.82	≤-20.03	PASS
		2437	Reference	0.44	0.44	---	PASS
			30~1000	0.44	-60.76	≤-19.56	PASS
			1000~26500	0.44	-47.23	≤-19.56	PASS
		2462	Reference	0.31	0.31	---	PASS
			30~1000	0.31	-60.39	≤-19.69	PASS
			1000~26500	0.31	-47.53	≤-19.69	PASS
11N40SISO	Ant2	2422	Reference	-1.42	-1.42	---	PASS
			30~1000	-1.42	-60.72	≤-21.42	PASS
			1000~26500	-1.42	-47.3	≤-21.42	PASS
		2437	Reference	-0.06	-0.06	---	PASS
			30~1000	-0.06	-59.95	≤-20.06	PASS
			1000~26500	-0.06	-47.34	≤-20.06	PASS
		2452	Reference	-0.64	-0.64	---	PASS
			30~1000	-0.64	-59.86	≤-20.64	PASS
			1000~26500	-0.64	-46.92	≤-20.64	PASS

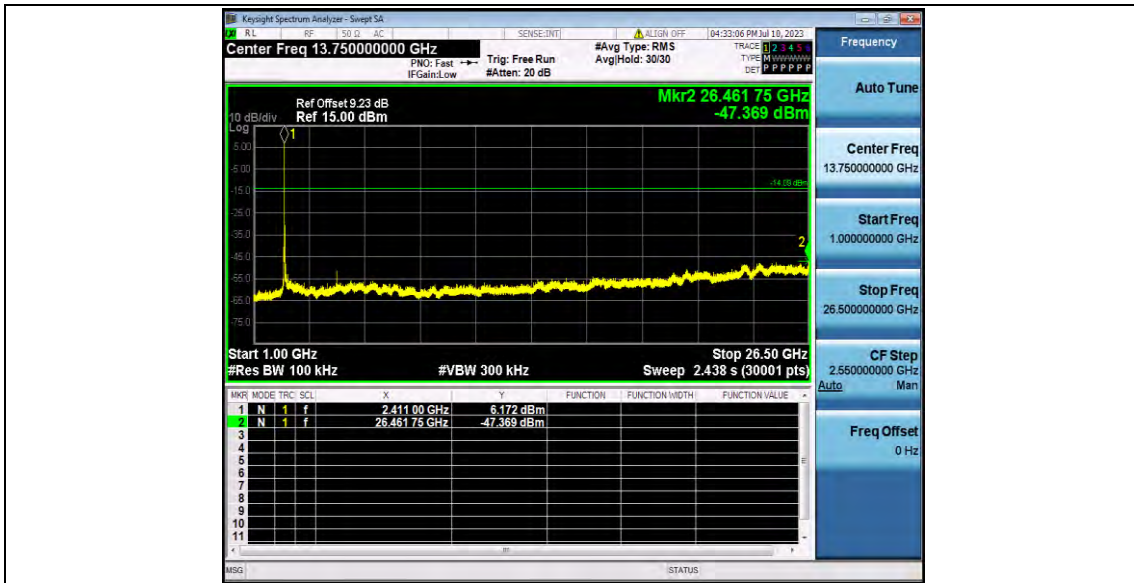
Test Graphs



11B_Ant2_2412_0~Reference



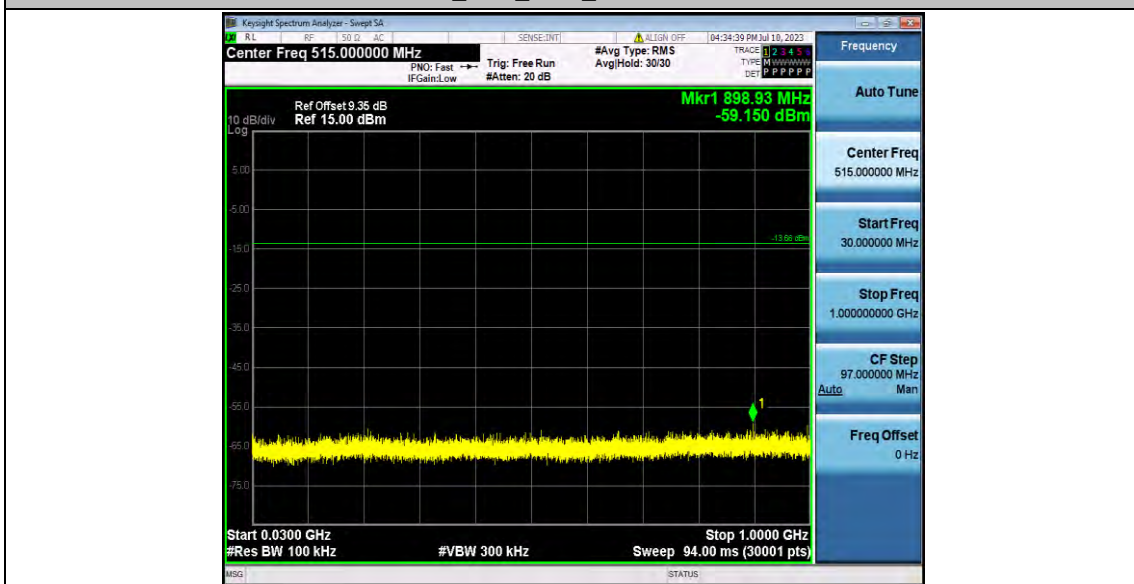
11B_Ant2_2412_30~1000



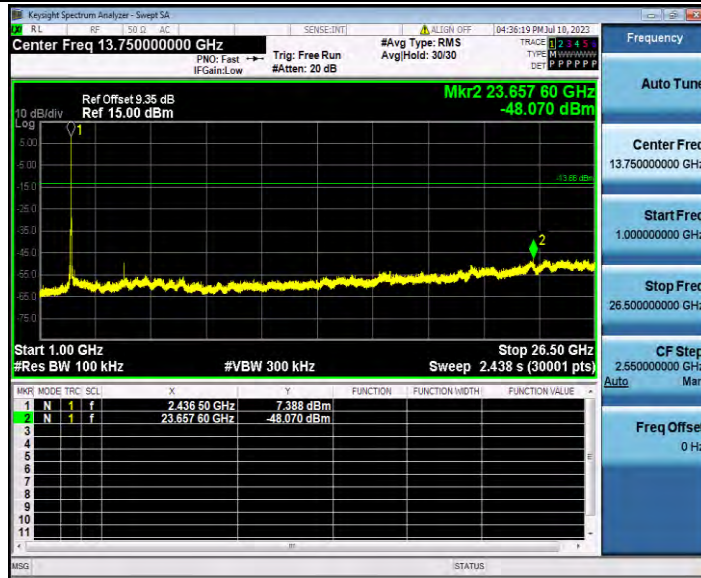
11B_Ant2_2412_1000~26500



11B_Ant2_2437_0~Reference



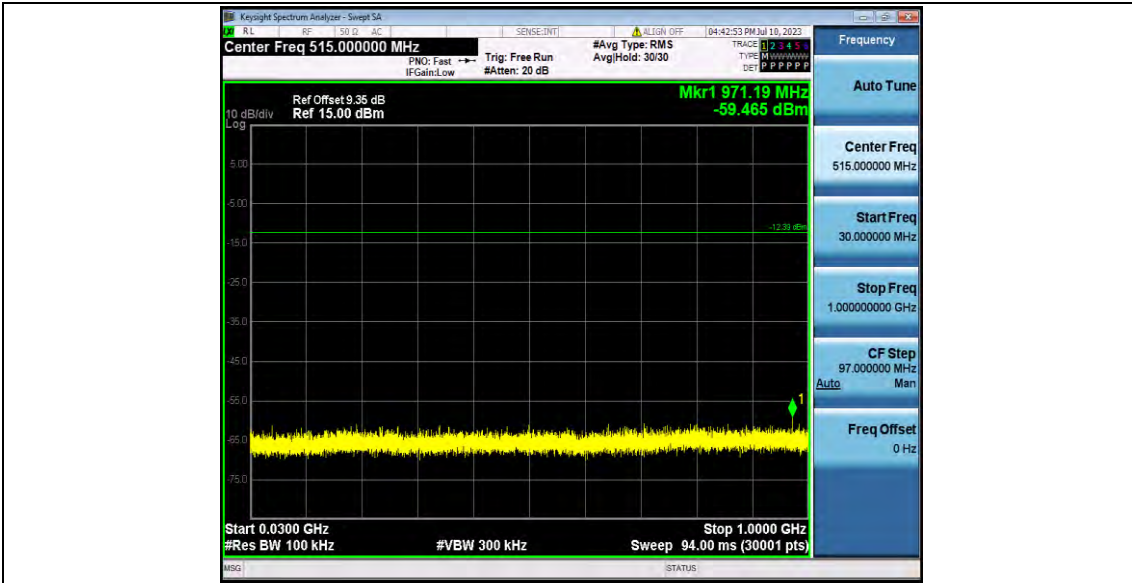
11B_Ant2_2437_30~1000



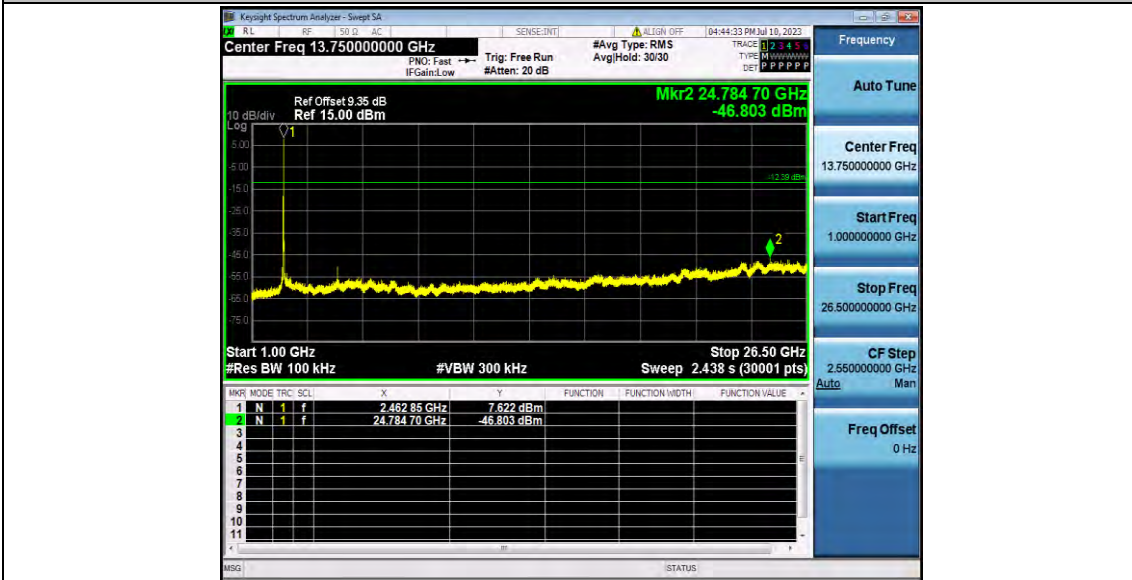
11B_Ant2_2437_1000~26500



11B_Ant2_2462_0~Reference



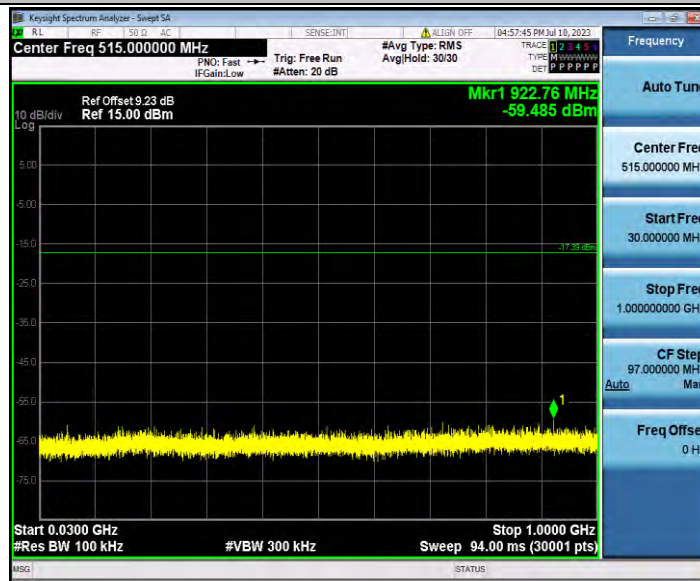
11B_Ant2_2462_30~1000



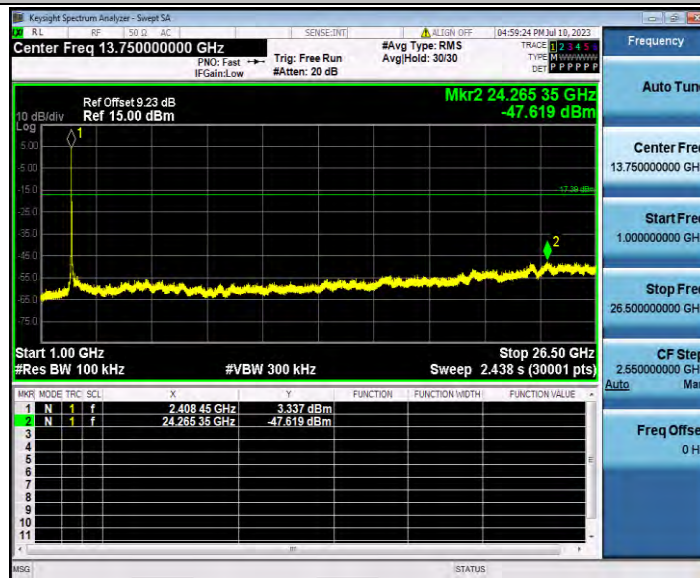
11B_Ant2_2462_1000~26500



11G_Ant2_2412_0~Reference



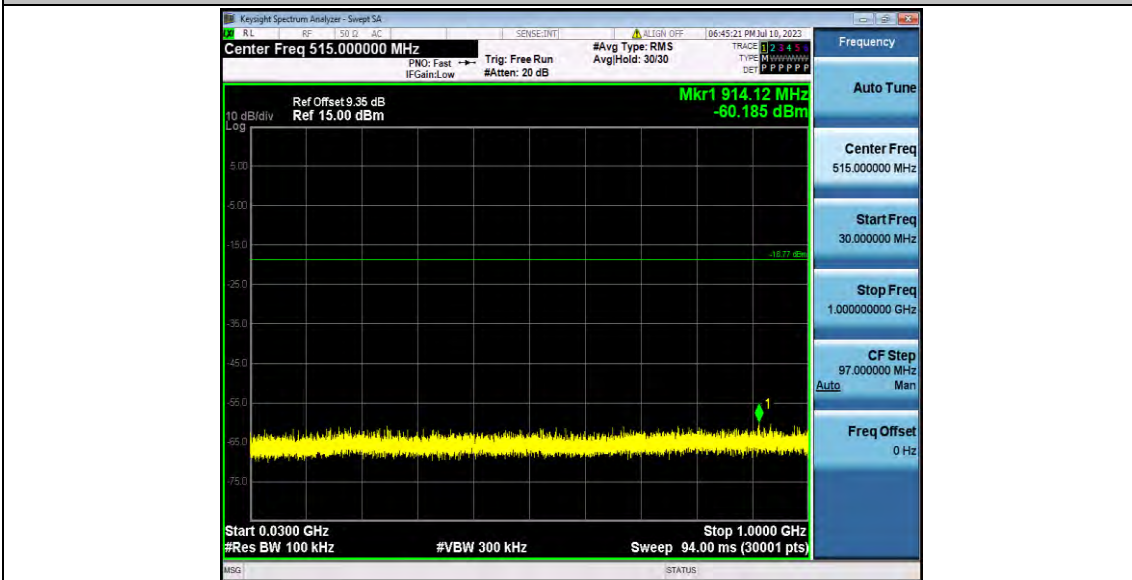
11G_Ant2_2412_30~1000



11G_Ant2_2412_1000~26500



11G_Ant2_2437_0~Reference



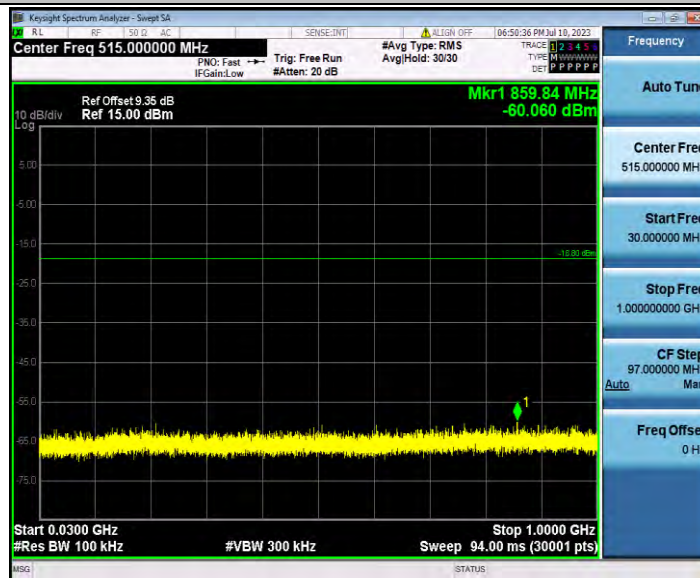
11G_Ant2_2437_30~1000



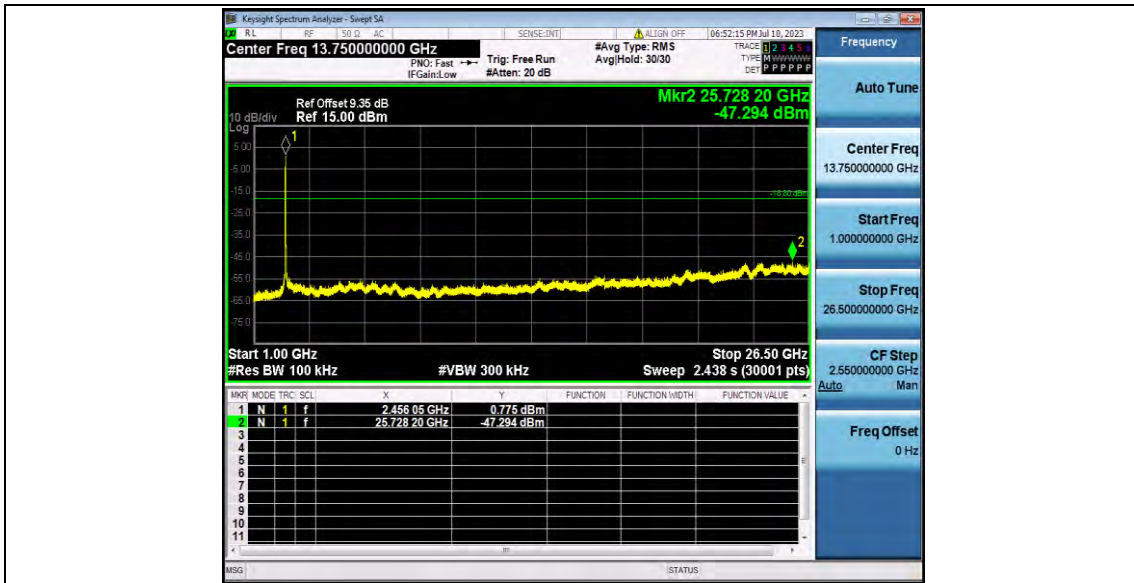
11G_Ant2_2437_1000~26500



11G_Ant2_2462_0~Reference



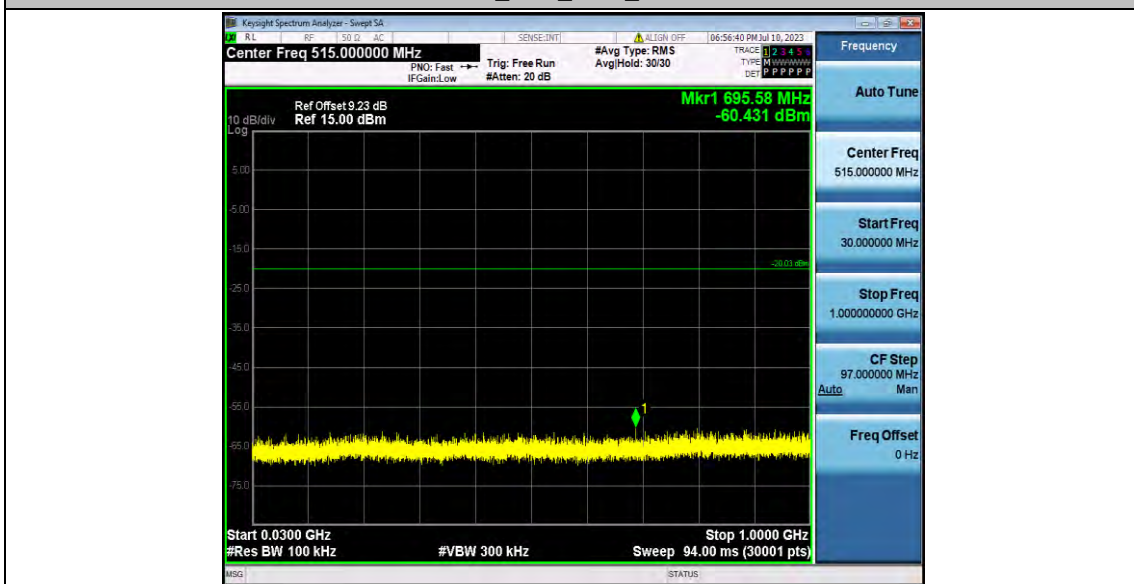
11G_Ant2_2462_30~1000



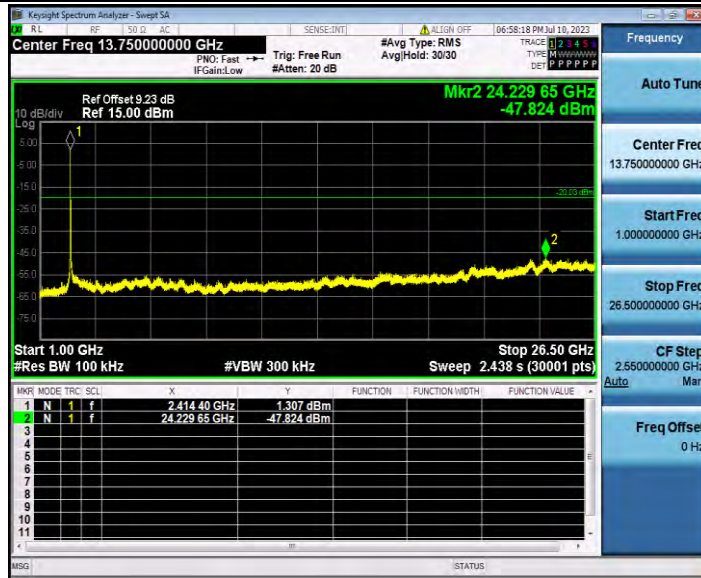
11G_Ant2_2462_1000~26500



11N20SIS0_Ant2_2412_0~Reference



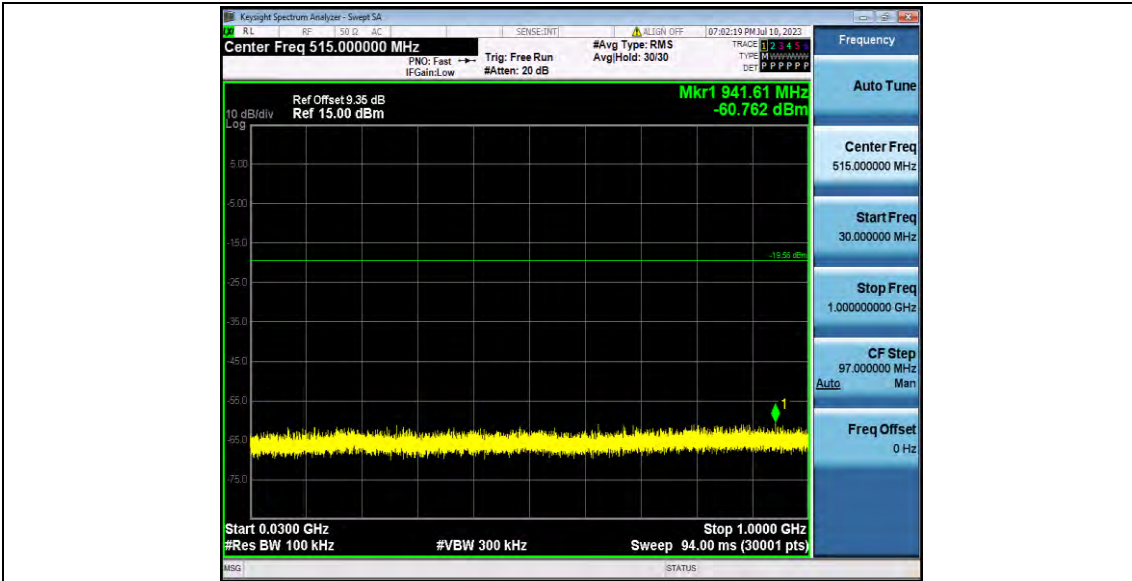
11N20SISO_Ant2_2412_30~1000



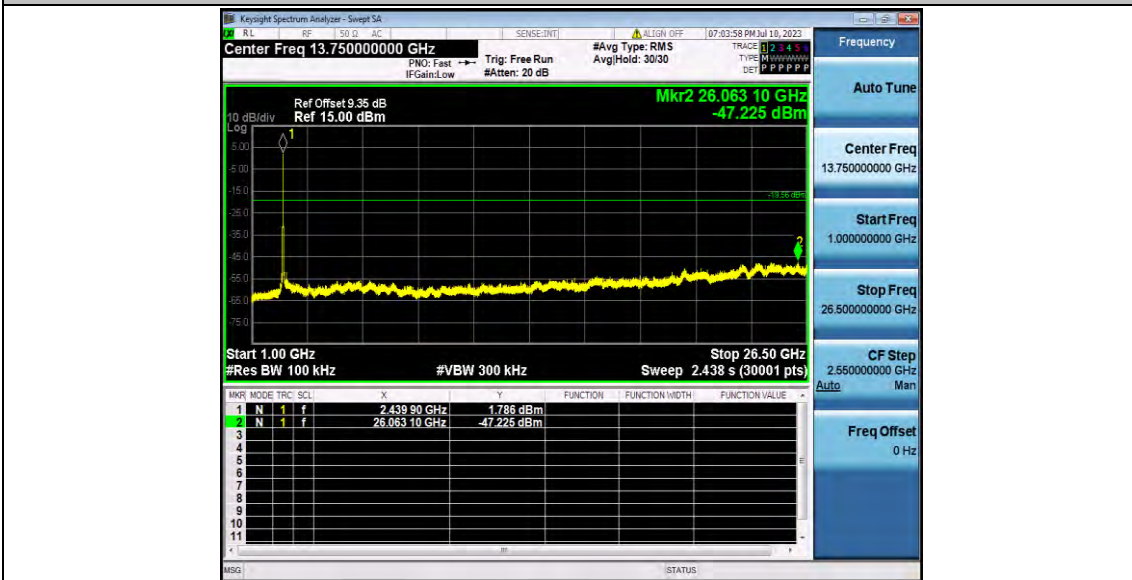
11N20SISO_Ant2_2412_1000~26500



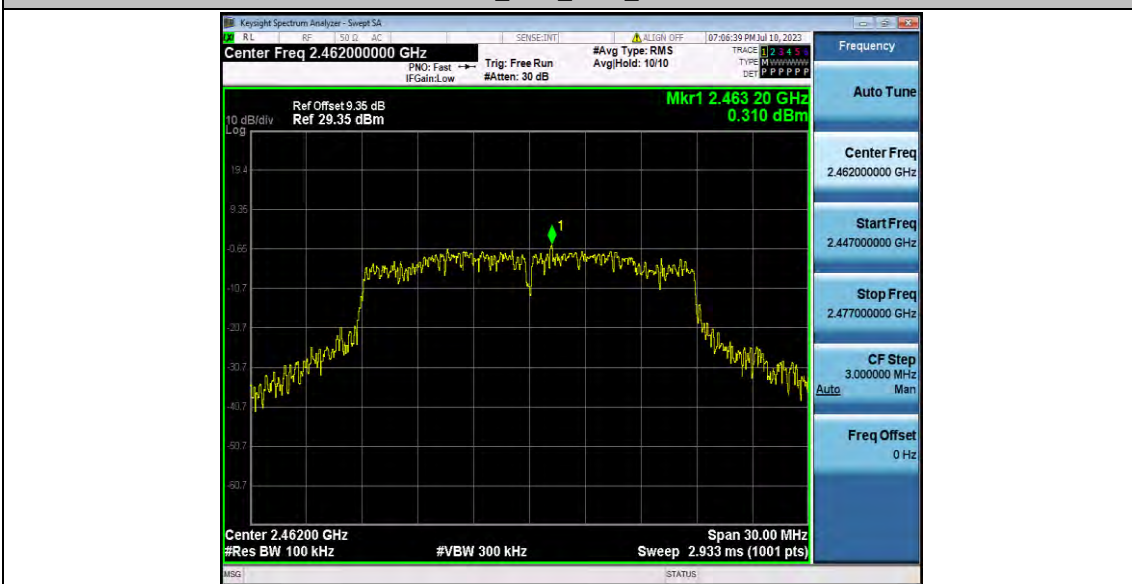
11N20SISO_Ant2_2437_0~Reference



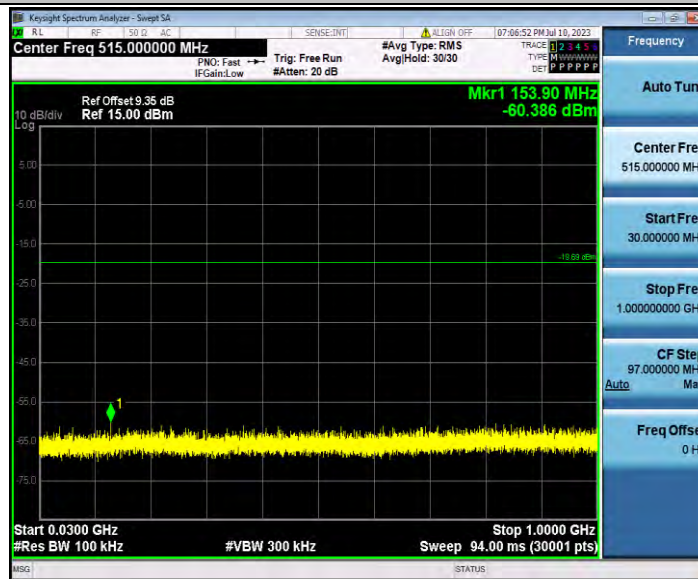
11N20SISO_Ant2_2437_30~1000



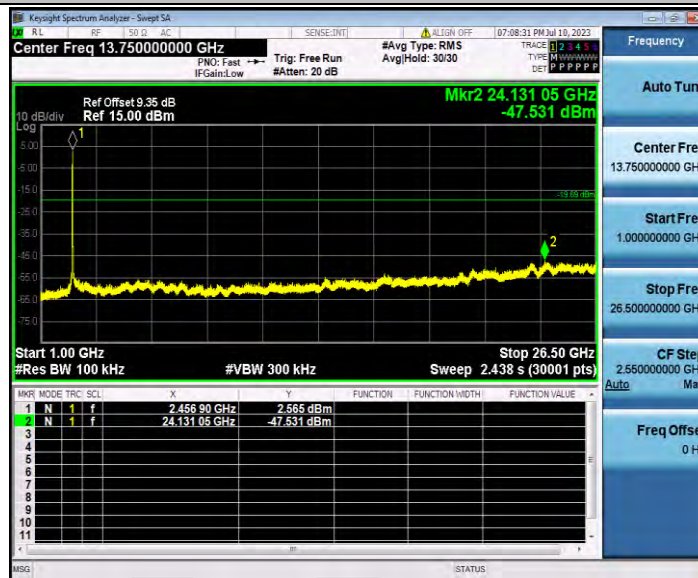
11N20SISO_Ant2_2437_1000~26500



11N20SISO_Ant2_2462_0~Reference



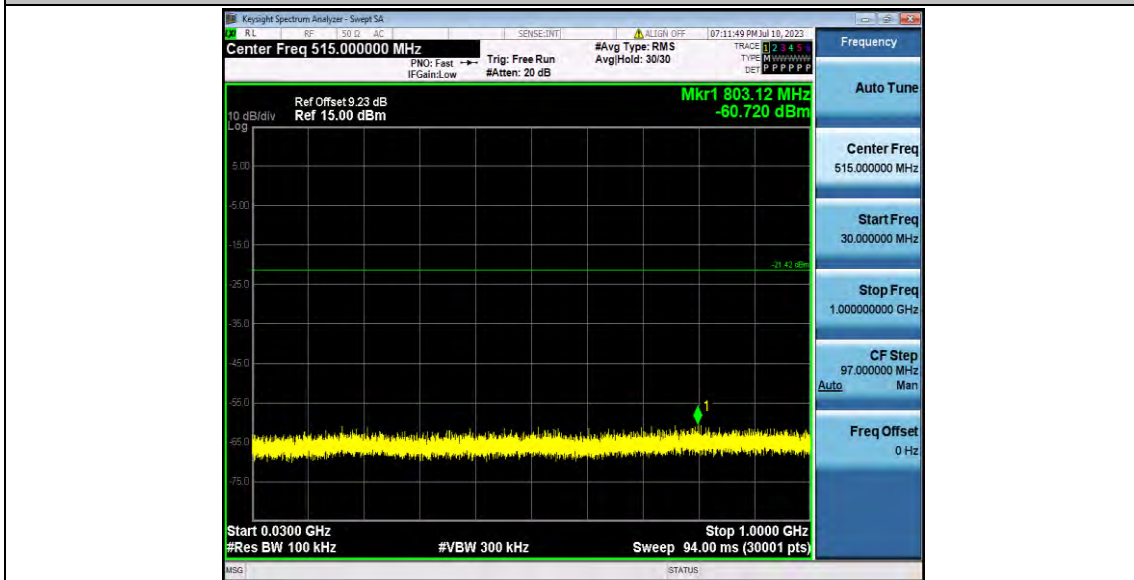
11N20SISO_Ant2_2462_30~1000



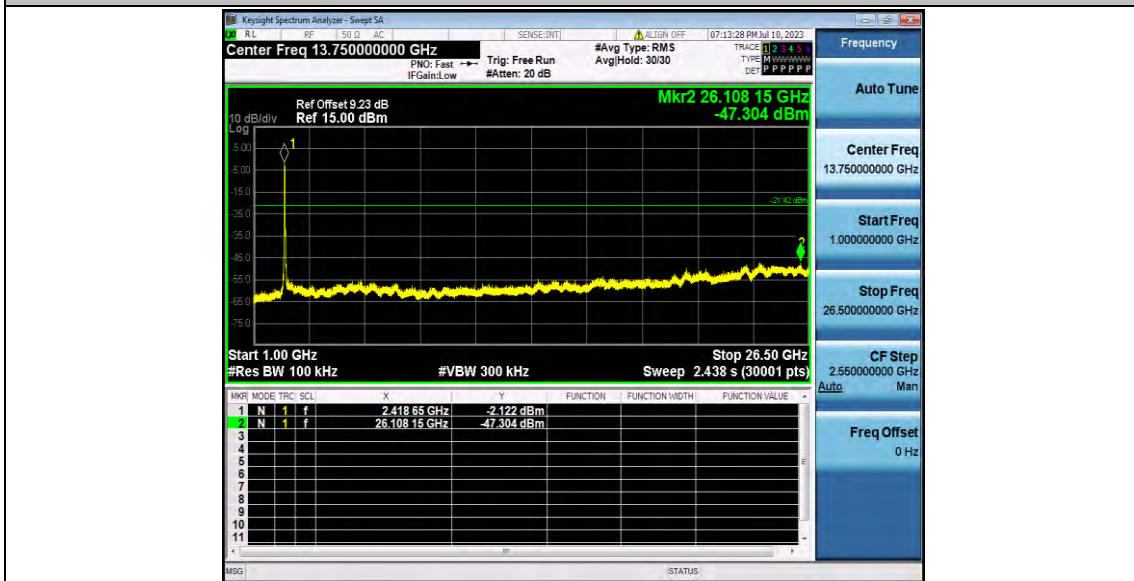
11N20SISO_Ant2_2462_1000~26500



11N40SISO_Ant2_2422_0~Reference



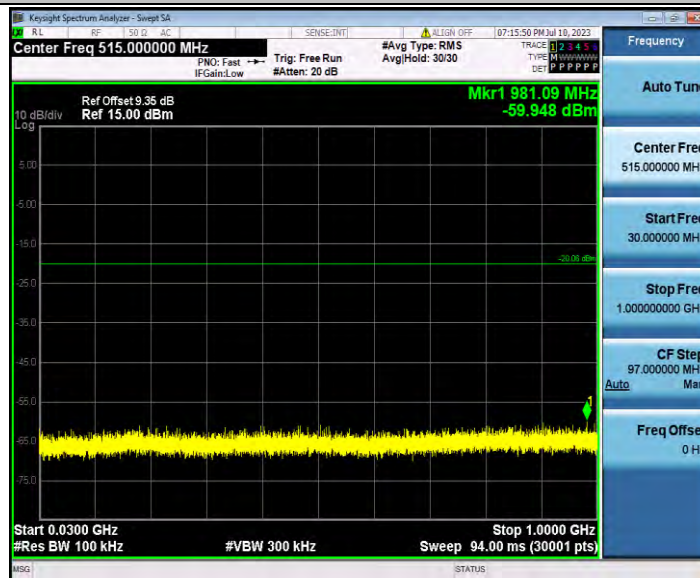
11N40SISO_Ant2_2422_30~1000



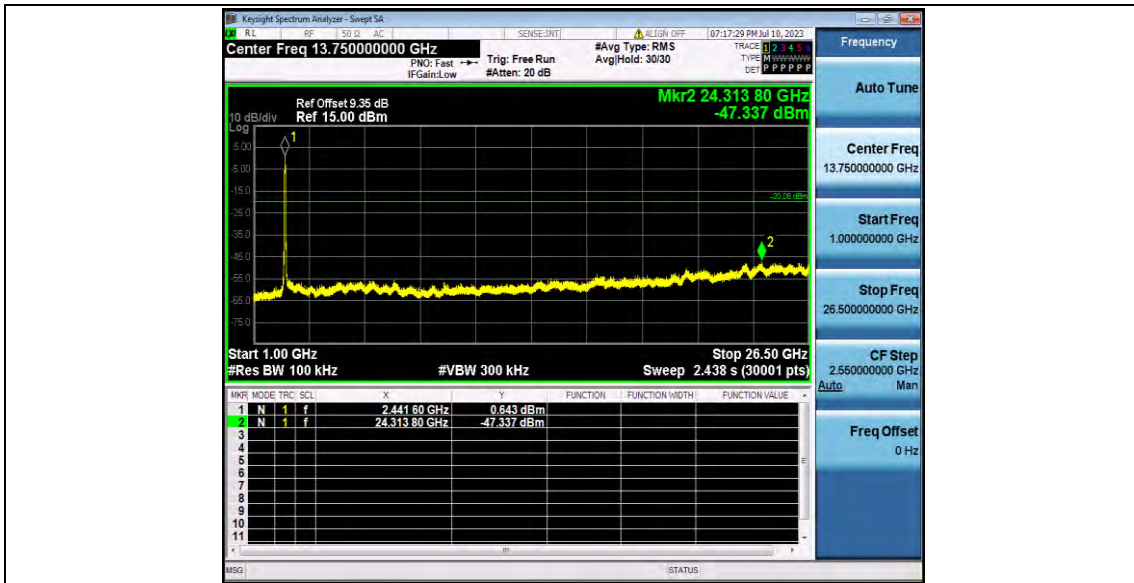
11N40SISO_Ant2_2422_1000~26500



11N40SISO_Ant2_2437_0~Reference



11N40SISO_Ant2_2437_30~1000



11N40SISO_Ant2_2437_1000~26500



11N40SISO_Ant2_2452_0~Reference

